

DeltaEvolve: Accelerating Scientific Discovery through Momentum-Driven Evolution

Jiachen Jiang¹ Tianyu Ding² Zhihui Zhu¹.

¹Department of Computer Science and Engineering, The Ohio State University

²Microsoft

jiang.2880@osu.edu, tianyuding@microsoft.com, zhu.3440@osu.edu

Abstract

LLM-driven evolutionary systems have shown promise for automated science discovery, yet existing approaches such as AlphaEvolve rely on full-code histories that are context-inefficient and potentially provide weak evolutionary guidance. In this work, we first formalize the evolutionary agents as a general Expectation-Maximization framework, where the language model samples candidate programs (E-step) and the system updates the control context based on evaluation feedback (M-step). Under this view, constructing context via full-code snapshots constitutes a suboptimal M-step, as redundant implement details dilutes core algorithmic ideas, making it difficult to provide clear inspirations for evolution. To address this, we propose DeltaEvolve, a momentum-driven evolutionary framework that replaces full-code history with structured semantic delta capturing how and why modifications between successive nodes affect performance. As programs are often decomposable, semantic delta usually contains many effective components which are transferable and more informative to drive improvement. By organizing semantic delta through multi-level database and progressive disclosure mechanism, input tokens are further reduced. Empirical evaluations on tasks across diverse scientific domains show that our framework can discover better solution with less token consumption over full-code-based evolutionary agents.

1 Introduction

LLMs have facilitated automated science discovery across diverse domains such as mathematical optimization (Georgiev et al., 2025; Hubert et al., 2025; Trinh et al., 2024), physical systems (Li et al., 2025), and molecular discovery (Averly et al., 2025). Although different tasks, the common core objective is to discover a high-performing object that satisfy desirable quantitative properties. Fundamentally, all these tasks can be represented as the search problem: solutions are difficult to synthesize directly but computationally easy to evaluate. Recent works (Real et al., 2020; Mankowitz et al., 2023) mainly choose to search in the code space, since code is sufficiently expressive to represent complex algorithms, aligns well with LLM pretraining, and enables automatic evaluation through execution.

For simple problems, single-turn generation conditioned on problem specifications can already be effective. However, complex tasks typically require interaction with execution environments and iterative refinement based on feedback. This has led to self-evolving agents such as FunSearch (Romera-Paredes et al., 2024) and AlphaEvolve (Novikov et al., 2025), which iteratively generate programs, execute them, analyze feedback signals, and produce improved variants. These approaches can be interpreted as a form of test-time scaling, instead of relying solely on internal reasoning tokens, the

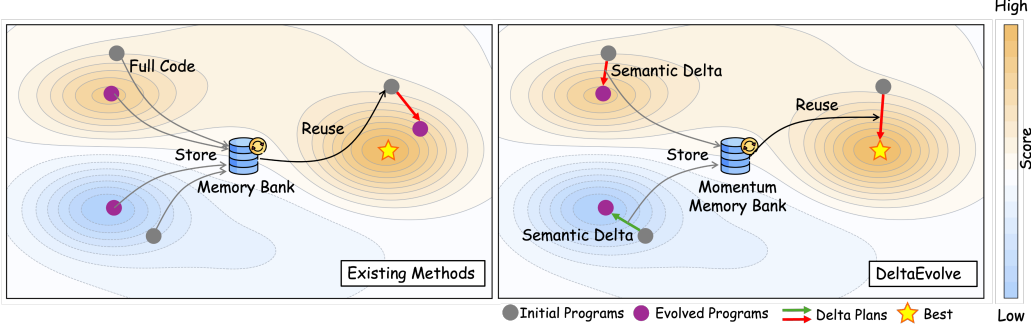


Figure 1: Illustration of search dynamics under existing methods and DeltaEvolve. Existing methods store and reuse full programs, whereas DeltaEvolve stores semantic delta that capture what changed and why it worked, forming a momentum-like memory that provides more informative guidance for reuse.

performance improves by allocating more computation to accumulating history and feedback across iterations.

Despite their success, existing evolving agents face two fundamental limitations:

- **Limited context window.** Extensive multi-turn inference incurs prohibitive computational cost and latency, preventing effective utilization of the full evolution history (Bansal et al., 2025). As a result, methods such as AlphaEvolve (Novikov et al., 2025) retain only a small subset of high-quality solutions (e.g., top-performing or diverse programs). However, for complex systems, individual programs are already long, leaving limited capacity to reuse historical information.
- **Insufficient evolutionary guidance.** Complete programs often entangles core algorithmic ideas with extensive implementation and control logic which are irrelevant to the underlying strategy, making it hard for LLMs to isolate the truly useful components from vast code histories. Therefore, full codes would not explicitly capture transferable patterns of success or failure that could guide future iterations, causing missed successful patterns or repeated failures.

This motivates our research question: *how can we provide stronger evolutionary guidance while staying within a limited context budget?* To rigorously address this, we first formalize the evolutionary agents within a general Expectation–Maximization (EM) framework. Optimization proceeds by alternating two steps: in the E-step, the language model samples candidate programs conditioned on the current context; in the M-step, the system updates the control context using evaluation feedback to maximize the objective. From this perspective, the standard practice of representing history via static full-code snapshots constitutes a suboptimal M-step: while it captures the current state, it obscures which changes led to performance gains or losses, weakening the learning signal.

We hypothesize that within a fixed task, the modifications that affect performance in earlier iterations often capture task-level structures and may remain informative for guiding updates to different programs in later iterations. These semantic changes are more informative for guiding future updates than the static solutions themselves. Based on this hypothesis, we propose DeltaEvolve, a momentum-driven evolutionary framework designed to optimize the M-step. As illustrated in Figure 1, instead of storing full-code snapshots in the memory bank, we propose to use semantic delta to record the core semantic modifications from a parent node to its offspring and their resulting impact on performance. The memory bank stores semantic delta between pairs of nodes. As these deltas capture what changed across successive iterations and guide future updates, they form a directional signal analogous to the *momentum* term in optimization.

To implement semantic delta efficiently, we augment each node with additional structures: a delta summary (Level-1) and delta plan details (Level-2), alongside the existing full code (Level 3), forming a pyramid-structured Multi-Level Database. Then the Progressive Disclosure Sampler dynamically decides the level of detail to expose for historical nodes based on relevance and recency: the current parent node is presented as full code for editing, while historical inspiration nodes are compressed into delta summaries or delta plan details. This approach exposes the logic of past improvements without wasting tokens on their implementation details.

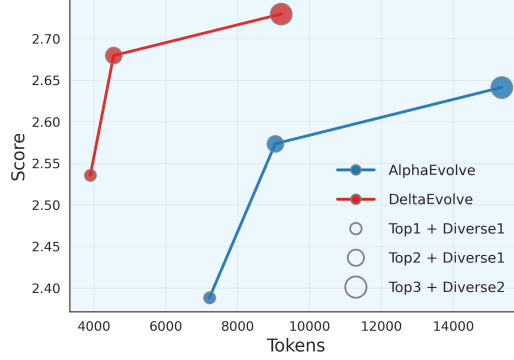


Figure 2: Comparison between AlphaEvolve and DeltaEvolve (ours) on black-box optimization over 100 iterations. The x-axis shows cumulative consumed tokens across all iterations, and y-axis shows the best achieved score. Point size indicates the number of top and diverse nodes included in the context. DeltaEvolve consistently achieves higher scores with fewer tokens.

Our evaluation prioritize two critical metrics: solution quality and token consumption. As illustrated in Figure 2, on the black-box optimization task, DeltaEvolve consistently achieves higher scores with significantly fewer input tokens across varying context hyperparameters (e.g., number of top and diverse programs). To ensure generality and robustness, we further validate our framework across five diverse domains. Extensive experiments confirm that DeltaEvolve discovers solutions of comparable or superior quality to state-of-the-art baselines, all while reducing total token consumption by approximately 36.79% on average.

Overall, our work makes the following contributions:

- **General Evolutionary Framework.** We formalize the evolution as an Expectation–Maximization (EM) process, identifying updating the context (the M-Step) as the critical bottleneck in existing systems.
- **DeltaEvolve.** We propose a momentum-driven framework that replaces static full-code snapshots with semantic delta. This approach utilizes a progressive disclosure mechanism to maximize context utility.
- **Empirical Efficiency:** Through comprehensive evaluations across five scientific domains, we demonstrate that DeltaEvolve achieves superior solution quality while reducing token consumption compared to state-of-the-art full-code baselines.

2 Related Works

Evolutionary Coding Agents. The integration of LLMs with evolutionary algorithms has produced powerful frameworks like AlphaEvolve (Novikov et al., 2025) and OpenEvolve (Sharma, 2025), which established the core viability of LLM-driven program evolution. Subsequent works have significantly advanced LLM-driven evolution through improved orchestration. Building on this foundation, subsequent works have focused on optimizing the orchestration of the search process. Specifically, ShinkaEvolve (Lange et al., 2025), GigaEvo (Khurlov et al., 2025), and CodeEvolve (Assumpção et al., 2025) introduce advanced population management techniques, including novelty-based rejection sampling, MAP-Elites quality-diversity algorithms, and island-based crossover operators. Moreover, ThetaEvolve (Wang et al., 2025a) explores fine-tuning smaller LLMs via Reinforcement Learning. However, despite these unique optimization strategies, all these systems fundamentally rely on representing historical solutions as full source code within the context window. This approach imposes a rigid token bottleneck that forces a trade-off between history length and detail; in contrast, DeltaEvolve resolves this by representing history as semantic delta, enabling the agent to evolve with minimal token cost.

Context Engineering. Recent work on agent prompting and context engineering has investigated how to structure and compress context to support long-horizon reasoning and iterative agent behavior. Practical agent systems and guidelines (Anthropic, 2025) emphasize modular prompts and progressive disclosure, while memory-augmented agents such as MemoryLLM (Wang et al., 2024) and its scalable extension M+ (Wang et al., 2025b) introduce long-term memory to mitigate context

overflow in extended interactions. In parallel, prompt and context compression methods (Zhang et al., 2024; Fei et al., 2025; Shi et al., 2025) aim to reduce effective context length through token selection or adaptive refinement while preserving task-relevant information. However, these existing techniques are inherently generic; they compress information without awareness of optimization objectives. In contrast, our work does not merely reduce context length, but actively constructs context that directs the agent toward higher-quality solutions.

3 Evolutionary Framework

In this section, we aim to examine LLM-driven evolution from a rigorous optimization perspective.

3.1 Problem Definition

We consider a broad class of open-ended problems arising in mathematics, scientific discovery, and engineering. These tasks include, but are not limited to, classical optimization problems, algorithm and code design, combinatorial constructions, heuristic discovery, and scientific or engineering workflows where the solution structure or algorithmic strategy is not known a priori and must be discovered through interaction with an evaluator, rather than optimized within a fixed parameterization.

In this work, we focus on problems whose solutions, or the procedures for discovering solutions, can be expressed as programs. Programs provide a flexible and executable representation that supports structured modification, composition, and verification, making them particularly well suited for iterative improvement. But we note that the same principles apply to other forms of solution representations (such as symbolic constructions or mathematical proofs) provided they admit an evaluator that offers task-dependent feedback. Programs serve here as a concrete instantiation that enables precise execution and scalable evaluation.

Formally, let \mathcal{P} denote the space of programs. For a given task or problem q , let $R_q : \mathcal{P} \rightarrow \mathbb{R}$ be an evaluator that assigns a scalar score or reward (e.g., accuracy, runtime, objective value, or combinations) to each program by executing it. The goal is to find a program p^* that achieves the highest possible score, i.e.,

$$p^* = \arg \max_{p \in \mathcal{P}} R_q(p), \quad (1)$$

Although (1) resembles a conventional optimization objective, it differs from classical mathematical optimization in several fundamental ways: (i) the task specification q may be partially formal and partially expressed in natural language, making the objective implicitly defined through the evaluator rather than an explicit analytic form, (ii) the search space \mathcal{P} consists of programs with variable length, control flow, and data structures, resulting in a discrete, extremely large space without a fixed dimensionality or natural notion of locality as in \mathbb{R}^d space, (iii) the evaluator R_q is procedural and non-differentiable, often involving program execution and hard correctness constraints, which together induce a highly irregular and discontinuous objective landscape, and (iv) candidate programs may themselves encode search or optimization procedures, so the problem amounts to optimizing processes that perform optimization internally. These characteristics place (1) outside the scope of classical optimization methods and motivate search-based, feedback-driven approaches such as AlphaEvolve. Example in Table 3 further illustrates the difference.

3.2 The EM Interpretation

Since the objective function¹ R is the only accessible feedback mechanisms (analytical gradients ∇R are inaccessible), the discovery task falls under the domain of zero-order black-box optimization. A standard approach for such problems is to employ an iterative Expectation-Maximization (EM) strategy: first, sampling from a distribution model (e.g. multivariate normal distribution) (Hansen, 2016) with latent variables (E-Step), and subsequently updating the latent variables based on the observed evaluation (M-Step).

However, the reward landscape in scientific discovery is exceptionally sparse and complex, rendering traditional surrogate models insufficient. Therefore, current agents increasingly leverage the reasoning capabilities of LLMs as a powerful distribution model. Its weight parameters and context

¹To simplify the notation, when it is clear from the context, we will simply denote the evaluator R_q via R .

would serve as the latent variables. We use $\mathcal{A}_\theta(q \oplus \mathcal{C})$ to denote an LLM that returns a likely program p given the problem description q and additional context \mathcal{C} , where $q \oplus \mathcal{C}$ denotes the concatenation of the two text inputs. In this paper, to accommodate the use of frontier LLMs, we assume that the model parameters θ are fixed and that only black-box access via an LLM API is available. We therefore treat the context \mathcal{C} as a latent variable to be optimized. Under this formulation, we solve the objective in (1) via

$$\max_{\mathcal{C}} R(\mathcal{A}_\theta(q \oplus \mathcal{C})). \quad (2)$$

Although it appears similar to prompt optimization or engineering (Ramnath et al., 2025), (2) differs fundamentally in that it focuses on *problem-specific context optimization*. Rather than learning a generic prompt that improves average performance across tasks, the context \mathcal{C} is tailored to a given problem instance q and optimized to maximize the objective R , acting as a *latent*, adaptive variable rather than a reusable instruction template. Intuitively, conditioning on $\mathcal{C} = p^*$ increases the likelihood of generating p^* or related high-quality programs, whereas poor or random contexts degrade performance. *From a Bayesian perspective, \mathcal{C} functions as an inductive bias over programs, with more informative contexts shaping the conditional distribution of the LLM toward higher-reward solutions.* However, directly optimizing \mathcal{C} is challenging due to the high-dimensional, discrete, and non-convex objective. We therefore adopt an iterative optimization strategy inspired by the expectation-maximization (EM) framework, which alternates between refining the distribution over candidate programs and updating context to increase expected reward.

1. **E-Step (Sampling).** Given the current context \mathcal{C}_t , the system samples candidate programs to estimate the local landscape. We also query the evaluator to obtain the history \mathcal{H}_{new} :

$$\mathcal{H}_{\text{new}} = \{(p_t, R(p_t)) \mid p_t = \mathcal{A}_\theta(q \oplus \mathcal{C}_t)\}. \quad (3)$$

2. **M-Step (Context Update).** The system updates the context to \mathcal{C}_{t+1} to maximize the expected score in the next iteration. Using the accumulated history $\mathcal{H}_{t+1} = \mathcal{H}_t \cup \mathcal{H}_{\text{new}}$, also referred to as the memory bank, we define the update via a policy π :

$$\mathcal{C}_{t+1} = \pi(\mathcal{H}_{t+1}). \quad (4)$$

It reveals that the policy of constructing context from history plays a key role in updating the search distribution and guiding evolution.

This framework provides a unified perspective on system improvement. In this setting, agents typically assume fixed model weights², thereby focusing the optimization on the M-Step: designing the policy π to construct the most effective context from history. A naive strategy, such as greedy refinement, builds the context using a single program, such as the most recent or the highest-performing one. Conditioned on this program, the LLM attempts to modify it to better solve the target problem; we refer to this program as the parent program p_{parent} . This procedure is analogous to classical hill-climbing in descent-based optimization methods such as gradient descent. However, when conditioned solely on the parent program, the agent is susceptible to *mode collapse*, in which it repeatedly produces similar modifications across iterations, thereby limiting exploration and hindering escape from local optima.

Evolutionary system like AlphaEvolve (Novikov et al., 2025) attempt to enhance this by including n “inspiration nodes” in the context as,

$$\mathcal{C}_{t+1} = \{p_{\text{parent}} \oplus \underbrace{\{(p_1, R_1), \dots, (p_n, R_n)\}}_{\text{Full Code Inspirations}}\}. \quad (5)$$

Each node stores the full program together with its evaluation score returned by the evaluator. The set of inspiration nodes typically consists of Top- k and Diverse- m programs. Top- k nodes are selected based on the evaluator feedback R , while Diverse- m nodes are chosen according to the semantic similarity of code texts. These inspiration programs provide additional contextual signals that guide program modification, analogous to leveraging neighboring points to estimate a descent direction in gradient-based optimization.

²Updating θ corresponds to E-Step optimization, which has been explored in very recent works like ThetaEvolve (Wang et al., 2025a) and TTT-Discover (Yuksekgonul et al., 2026).

Significance of Framework. Evolving systems are traditionally viewed through the lens of agentic interaction—similar to reinforcement learning (RL)—where an agent maximizes reward through feedback. However, unlike RL, these systems cannot perform parameter updates, leaving the mechanisms of convergence and “learning” theoretically ambiguous. By formalizing evolution as a black-box optimization problem within an EM framework, our framework isolates the true driver of the system. It reveals that in the absence of weight updates, the context \mathcal{C} acts as the sole proxy for learned variables. Consequently, the M-step plays a role analogous to a gradient update, a connection we exploit in the next section to develop more efficient optimization strategies.

3.3 Context Selection Dominates Scalar Feedback

While evaluator feedback R serves as the directional signal for evolution, the precise mechanism driving the optimization remains unclear. Our framework reveals that the objective R serves a dual role in the M-Step:

1. **Context Selection.** Guiding selection policy π to choose high-quality codes from memory bank into context window \mathcal{C} (e.g., filtering high-quality solutions);
2. **Scalar Condition.** Providing numerical feedback correlates to the code directly within \mathcal{C} (e.g., “Score: 0.95”) to condition the LLM’s next generation.

This duality raises a fundamental question regarding the nature of LLM-based optimization: *Does the performance gain arise from mimicking the high-quality solutions preserved by the selection policy, or from correlating code with numerical scores?* To answer this question, we decouple their effects and design the following controlled experiments.

Experimental Design. We conduct a controlled study on problems from five domains using the AlphaEvolve framework. We compare three distinct settings:

- **AlphaEvolve (Standard):** Uses Top- k selection (π_{elite}) and includes explicit scores in the prompt.
- **Blind-Elite:** Uses Top- k selection but **masks** all numerical scores from the prompt. The LLM receives the best codes but not the values.
- **Random-Context:** Randomly select the historical programs (π_{rand}) from the histories but including scores.

Results & Insight. As shown in Table 1, the results are revealing. Removing numerical scores (*Blind-Elite*) results in similar performance compared to the AlphaEvolve. In contrast, removing the selection policy (*Random-Context*) causes performance to collapse, even when scores are clearly visible.

Table 1: Ablation study on evaluator feedback mechanism (using gpt-5-mini/o3-mini). We compare AlphaEvolve (Standard), Blind-Elite (No Score), and Random-Context (No Selection) using objective scores.

Task	AlphaEvolve (Standard)	Blind-Elite (No Score)	Random-Context (No Selection)
1. Blackbox Optimization	2.642	2.578	1.429
2. Hexagon Packing	0.972	0.970	0.786
3. Symbolic Regression	3.265	3.179	2.576
4. PDE Solver	0.885	0.884	0.803
5. Efficient Convolution	0.897	0.911	0.550

Implication These findings suggest that standard evolutionary agents operate primarily via in-context learning, not implicit regression. The agent improves by utilizing patterns from the high-quality context selected by the evaluator. The scalar feedback fails to guide the LLM because it provides a magnitude of success without explaining the mechanism of improvement.

4 DeltaEvolve

In this section, we first motivate replacing full-code with `semantic delta` (Section 4.1), then describe their implementation via a multi-level database (Section 4.2) and a progressive disclosure sampler (Section 4.3).

4.1 Motivation

Building on the framework in Section 3, we identify the M-Step as the decisive factor in agent design, as it governs the evolutionary trajectory. The core challenge lies in designing more effective strategy π to construct the context \mathcal{C} from history that effectively guides the search.

Here, we argue implementing M-step using (5) is still suboptimal: it populates \mathcal{C} with full code snapshots and raw numerical scores. It provides a static *state description* rather than an *update gradient*. While it captures where the search is, it obscures the trajectory of how it got there. To address this, we first observe that in the domain of algorithmic discovery, programs are not monolithic entities; they are *compositional programs*.

Definition 4.1 (Compositional Programs). A program p is defined as a structured composition $p = \Phi(\ell_1, \ell_2, \dots, \ell_J)$ (Ellis et al., 2023), where each ℓ_j represents a reusable functional component (e.g., subroutines, API calls, or functional blocks) and Φ denotes the composition operator.

LLMs drive evolution through *compositional generalization*—the capacity to decompose complex tasks and recombine existing components into novel structures (Reed and De Freitas, 2015; Shi et al., 2022). Based on this insight, the drivers of evolution are not entire solutions, but some effective components. These logical modifications are often transferable and more informative than the static solutions themselves. Therefore, we introduce `semantic delta` to explicitly capture these transferable components:

$$\delta_i = \text{Diff}(p_i, p_{i-1}). \quad (6)$$

Here, δ_i represents the interpretable logic change between a program and its parent. The δ_i usually consists of multiple isolated modification components, and each component records the exact logic of which part is changed in concise natural-language description. Refer to Figure 14 in the appendix for an example of these decomposed components.

By accumulating `semantic delta` across different nodes, we construct the context of DeltaEvolve as,

$$\mathcal{C}_{\text{delta}} = \{p_{\text{parent}} \oplus \underbrace{(\delta_1, \Delta R_1), \dots, (\delta_n, \Delta R_n)}_{\text{Delta Inspirations}}\} \quad (7)$$

where ΔR denotes a qualitative performance shift (e.g., “Improved or Degraded”) rather than a precise numerical change (e.g., “ ± 0.15 ”). As analyzed in Section 3.3, exact numerical gains are often less informative and unnecessary.

This formulation closely aligns with the concept of momentum in classical optimization. Just as SGD methods accumulate gradients through successive differences between iterates ($x_i - x_{i-1}$), the `semantic delta` capture the differences between successive programs (p_i, p_{i-1}). In this sense, the accumulated deltas serve as a discrete, semantic analogue of a momentum vector, encoding the prevailing direction of improvement across iterations.

By eliminating redundant implementation details, this representation substantially improves token efficiency, enabling the model to attend to a longer and more informative history of algorithmic evolution. To further mitigate token overhead in practice, we show the implementation details of `semantic delta` in the following sections.

4.2 Multi-Level Database

To implement `semantic delta` efficiently, we augment each node with two additional structures: a delta summary (Level-1) and delta plan details (Level-2). Together with the existing full code (Level 3), each node in the database is represented as a pyramid structure:

$$N_t = (\delta_t^{(1)}, \delta_t^{(2)}, p_t), \quad (8)$$

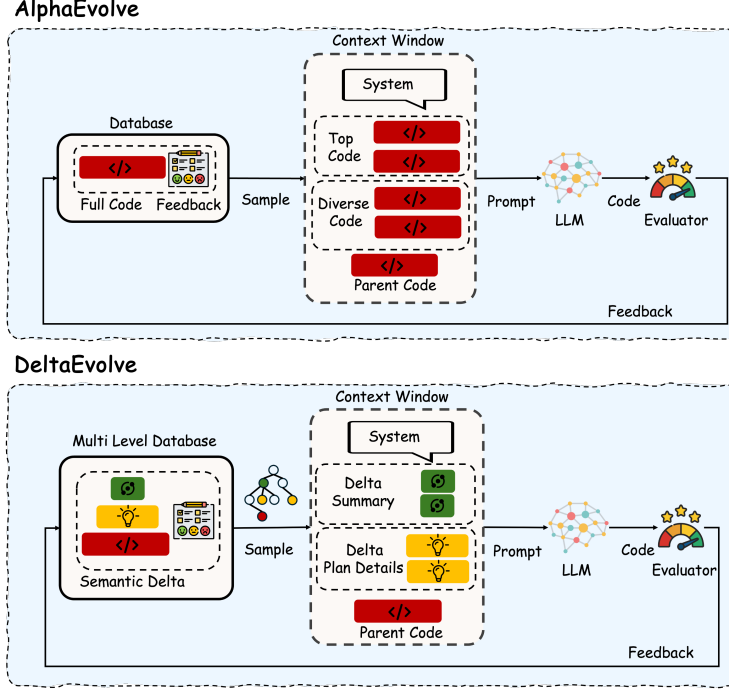


Figure 3: Comparison of the DeltaEvolve pipeline with AlphaEvolve. DeltaEvolve incorporates semantic delta into the context window instead of full code.

where both $\delta_t^{(1)}$ and $\delta_t^{(2)}$ serve as the semantic delta representations—distinguished primarily by their token numbers—while p_t represents the full executable code.

L1: Delta Summary ($\delta_t^{(1)}$). $\delta_t^{(1)}$ describes the overall strategy change from the parent node. It focuses on high-level ideas and avoids implementation details, providing a compact description of the search direction (typically 20–40 tokens). We use an explicit FROM/TO format:

$$\delta_t^{(1)} := \langle \text{FROM: } s_{t-1} \quad \text{TO: } s_t \rangle, \quad (9)$$

where s_t is the high-level idea summary of the node t . Please refer to Figure 13 for an example.

L2: Delta Plan Details ($\delta_t^{(2)}$). $\delta_t^{(2)}$ is a structured plan consisting of J multiple modifications. For each modification, we contrast the old logic with the new logic and state the underlying hypothesis. This representation makes the reason for improvement explicit, allowing the agent to learn what to change and why without reading the full code:

$$\delta_t^{(2)} := \{(\ell_{t-1}^{(j)}, \ell_t^{(j)}, \text{hyp}_t^{(j)})\}_{j=1}^J, \quad (10)$$

where $\ell_t^{(j)}$ denotes the j -th logic component of node t , and $\text{hyp}_t^{(j)}$ is the hypothesis predicted by the LLM to explain the modification. Please refer to Figure 14 for an example.

L3: Full Code (p_t). p_t stores the full program of node N_t and remains essential for evolution, since node evaluation relies on executable code and new nodes must be derived by modifying the parent program rather than abstract plans.

All three levels are co-generated by the LLM during mutation. We enforce a strict output format requirements (as shown in Figure 5) that requires LLM generate all three levels in order. A lightweight parser extracts content between explicit delimiters (e.g., #Delta-Summary-Start and #Delta-Summary-End), enabling reliable retrieval of different parts.

4.3 Progressive Disclosure Sampler

To further reduce token consumption, we employ a progressive disclosure mechanism to control the level of detail exposed in context. Rather than treating all historical nodes uniformly, the prompt

sampler adaptively adjusts the abstraction level of each node based on its relevance and recency, revealing either coarse-grained summaries or finer-grained deltas as needed to guide the next mutation.

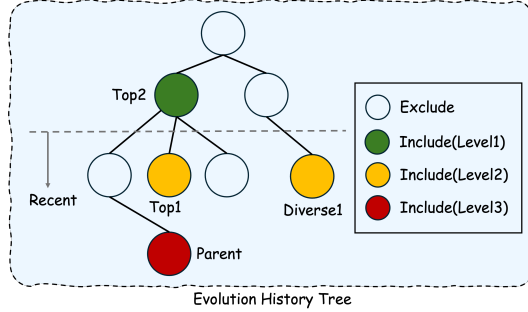


Figure 4: Progressive Disclosure Sampler

The sampler operates in two stages: (1) **Node Selection**, which selects historical nodes for inclusion, and (2) **Multi-Level Rendering**, which assigns an appropriate abstraction level (Level 1, 2, or 3) to each selected node.

Phase 1: Node Selection. Given the database \mathcal{D} at step t , we select three distinct sets of nodes to construct the context:

1. **Parent Node** (N_{parent}): The solution selected for modification. The parent is sampled using a stochastic selection policy π_{select} that prioritizes high-reward nodes while retaining a non-zero probability of selecting lower-reward ones, thereby balancing exploitation and exploration.
2. **Elite Nodes** (\mathcal{N}_{top}): A set of the k high-scoring solutions discovered so far. These nodes represent successful strategies and capture the dominant directions of optimization.
3. **Diverse Nodes** (\mathcal{N}_{div}): To mitigate mode collapse, we sample m diverse nodes based on the similarity of their text-embedding representations. Specifically, nodes are organized into a MAP-Elites grid³, and candidates are selected from cells that are maximally distant from the parent, thereby injecting novel logic into the prompt.

Phase 2: Progressive Rendering. After selecting the relevant nodes, we render them into the context with different levels of detail:

- **Level 1 (Ancient History).** For older elite nodes, we include only a concise delta summary $\delta^{(1)}$. This provides a lightweight view of past strategy shifts without exposing implementation details.
- **Level 2 (Recent Insights).** For more recent nodes and all selected elite or diverse inspirations, we include the delta plan details $\delta^{(2)}$, which describe the concrete logic changes and underlying hypotheses that proved effective.
- **Level 3 (Immediate Context).** For the current parent node, we include the full executable code p_{parent} to support direct and valid code modification.

This progressive disclosure mechanism preserves informative evolutionary signals while further reducing token usage, with the detailed algorithm described in Algorithm 1.

5 Experiments

In this section, we conduct experiments to answer the following questions:

- **RQ1 (Solution Quality):** *Can DeltaEvolve discover solutions with superior objective scores compared to state-of-the-art evolutionary baselines across diverse scientific domains?*
- **RQ2 (Token Consumption):** *Does DeltaEvolve reduce the computational cost (input tokens) required to discovery high-quality solutions?*

³MAP-Elites (Multi-dimensional Archive of Phenotypic Elites) is a quality-diversity algorithm that partitions the solution space into cells based on behavior descriptors and retains the highest-performing solution within each cell.

Table 2: Comprehensive evaluation on tasks across 5 domains. We compare DeltaEvolve against four distinct baselines: (1) Parallel Sampling (Best-of-N sampling), (2) Greedy Refine (Refinement top code), and (3) AlphaEvolve (Evolutionary search with full code). Best Score reports the objective value. Token Consump. represents the number of total used tokens.

Task Domain	Method	GPT-5-mini + o3-mini		Gemini-2.5-flash-lite + Gemini-2.5-flash	
		Best Score(↑)	Token Consump.(↓)	Best Score(↑)	Token Consump.(↓)
1. BlackBox Optimization	Parallel Sampling	0.4161	390872	0.4161	390872
	Greedy Refine	2.2618	555430	2.3403	1054566
	AlphaEvolve (Full Code)	2.6415	1852841	2.5221	1894890
	DeltaEvolve (Ours)	2.7297	1390709	3.9372	1227388
2. Hexagon Packing	Parallel Sampling	0.4913	565016	0.4913	565016
	Greedy Refine	0.8508	717697	0.4913	814092
	AlphaEvolve (Full Code)	0.9721	905249	0.7859	1334339
	DeltaEvolve (Ours)	0.9821	827884	0.8804	893749
3. Symbolic Regression	Parallel Sampling	1.8527	503098	1.8535	503098
	Greedy Refine	2.9553	811404	2.9550	756762
	AlphaEvolve (Full Code)	3.2657	1660699	3.2174	1545091
	DeltaEvolve (Ours)	3.4174	810354	3.2198	832164
4. PDE Solver	Parallel Sampling	0.7506	154016	0.7506	154016
	Greedy Refine	0.7506	375186	0.7506	255332
	AlphaEvolve (Full Code)	0.8850	711298	0.9901	595094
	DeltaEvolve (Ours)	0.8915	562848	0.9931	253719
5. Efficient Convolution	Parallel Sampling	0.8035	139958	0.8036	139958
	Greedy Refine	0.8035	240473	0.8037	305334
	AlphaEvolve (Full Code)	0.8974	683439	0.8219	885592
	DeltaEvolve (Ours)	0.9067	348539	0.9032	517281

5.1 Setup

Tasks. We evaluate open-ended problems across diverse domains: (1) BlackboxOptimization (Finck et al., 2009): minimize the objective value of five standard black-box functions (e.g., Rosenbrock, Rastrigin) with input dimensions scaling from 3 to 40; (2) HexagonPacking (Georgiev et al., 2025): pack $N = 11$ unit regular hexagons into the smallest possible outer regular hexagon without overlap; (3) SymbolicRegression (Shojaee et al., 2025): discover the mathematical expression that best fits a given dataset by uncovering latent relationships; (4) PDESolver (Li et al., 2025): evolve numerically stable iterative linear solvers to minimize the residual norm of $Ax = b$ for large sparse systems; and (5) EfficientConvolution (Press et al., 2025): minimize the wall-clock execution time of 2D convolution kernels on dynamic problem scales ($30n \times 30n$) subject to strict correctness verification.

Baselines. We compare DeltaEvolve against other code-generation paradigms: (1) Parallel Sampling: a Best-of- N sampling strategy that selects the highest-scoring candidate from independent samples; (2) Greedy Refine: iterative modification of the current best solution based on verbal feedback from the evaluator; and (3) AlphaEvolve (Novikov et al., 2025): a representative state-of-the-art evolutionary agent that relies on full-code history; we reproduce it using the open-source implementation of OpenEvolve (Sharma, 2025).

Implementations. Following AlphaEvolve (Novikov et al., 2025), we employ an LLM ensemble strategy with probability of 0.8 for high-throughput generation, and 0.2 for complex reasoning across two distinct model families: (1) gpt-5-mini paired with o3-mini, and (2) gemini-2.5-flash-lite paired with gemini-2.5-flash. For the Progressive Disclosure Sampler, we configure the prompt context to include $k = 3$ top-performing nodes and $m = 2$ diverse nodes. Detailed configurations are provided in Table 4 in the Appendix.

5.2 Evaluation Metrics

1. Best Score (↑). We report the raw objective value of the best-performing program discovered within the fixed budget, serving as the direct measure of solution quality.

2. Token Consumption (↓). We measure the computational cost of discovery by the cumulative number of tokens consumed throughout the search process. Token consumption is defined as the total number of tokens used across all language model calls and all iterations, including parallel samples. Lower token consumption indicates lower overall computational cost.

5.3 Main Results

Section 4.3 reports results across all task domains. To ensure robustness, we run each method with three random seeds (11, 42, 100). We report the maximum best score to capture best solutions achieved and the average token consumption to measure cost-effectiveness. DeltaEvolve consistently outperforms all baselines on both metrics. Although gains in best score may appear small for some tasks, improvements near theoretical or best-known optima are increasingly difficult, making even modest gains meaningful. In terms of cost, DeltaEvolve achieves substantially lower token consumption than AlphaEvolve, validating our core design: replacing redundant full-code snapshots with compact semantic delta representations reduce token consumption, enabling faster and more directed evolution.

6 Conclusion

We present DeltaEvolve, a novel momentum-driven framework that addresses the context inefficiency and weak evolutionary signals of existing full-code self-evolving systems. By formalizing program evolution as an Expectation-Maximization process, we introduce semantic delta as a transferable and informative driver of improvement. Together, the multi-level database and the progressive disclosure sampler enable a more efficient use of context. Experiments demonstrate that DeltaEvolve consistently outperforms state-of-the-art across diverse scientific domains, achieving superior solution quality while significantly improving token efficiency. Our work highlights the critical role of momentum-based history in overcoming the context bottleneck for automated scientific discovery.

7 Acknowledgement

We acknowledge support from NSF grants IIS-2312840 and IIS-2402952. We gratefully acknowledge Ismail Alkhouri, Yuxin Dong, Xia Ning, and Huan Sun for valuable discussions.

References

- Bogdan Georgiev, Javier Gómez-Serrano, Terence Tao, and Adam Zsolt Wagner. Mathematical exploration and discovery at scale. *arXiv preprint arXiv:2511.02864*, 2025.
- Thomas Hubert, Rishi Mehta, Laurent Sartran, Miklós Z Horváth, Goran Žužić, Eric Wieser, Aja Huang, Julian Schrittwieser, Yannick Schroecker, Hussain Masoom, et al. Olympiad-level formal mathematical reasoning with reinforcement learning. *Nature*, pages 1–3, 2025.
- Trieu H Trinh, Yuhuai Wu, Quoc V Le, He He, and Thang Luong. Solving olympiad geometry without human demonstrations. *Nature*, 625(7995):476–482, 2024.
- Shanda Li, Tanya Marwah, Junhong Shen, Weiwei Sun, Andrej Risteski, Yiming Yang, and Ameet Talwalkar. Codepde: An inference framework for llm-driven pde solver generation. *arXiv preprint arXiv:2505.08783*, 2025.
- Reza Averly, Frazier N Baker, Ian A Watson, and Xia Ning. Liddia: Language-based intelligent drug discovery agent. In *Proceedings of the 2025 Conference on Empirical Methods in Natural Language Processing*, pages 12015–12039, 2025.
- Esteban Real, Chen Liang, David So, and Quoc Le. Automl-zero: Evolving machine learning algorithms from scratch. In *International conference on machine learning*, pages 8007–8019. PMLR, 2020.
- Daniel J Mankowitz, Andrea Michi, Anton Zhernov, Marco Gelmi, Marco Selvi, Cosmin Paduraru, Edouard Leurent, Shariq Iqbal, Jean-Baptiste Lespiau, Alex Ahern, et al. Faster sorting algorithms discovered using deep reinforcement learning. *Nature*, 618(7964):257–263, 2023.
- Bernardino Romera-Paredes, Mohammadamin Barekatain, Alexander Novikov, Matej Balog, M Pawan Kumar, Emilien Dupont, Francisco JR Ruiz, Jordan S Ellenberg, Pengming Wang, Omar Fawzi, et al. Mathematical discoveries from program search with large language models. *Nature*, 625(7995):468–475, 2024.

- Alexander Novikov, Ngân Vũ, Marvin Eisenberger, Emilien Dupont, Po-Sen Huang, Adam Zsolt Wagner, Sergey Shirobokov, Borislav Kozlovskii, Francisco JR Ruiz, Abbas Mehrabian, et al. Alphaevolve: A coding agent for scientific and algorithmic discovery. *arXiv preprint arXiv:2506.13131*, 2025.
- Rachit Bansal, Aston Zhang, Rishabh Tiwari, Lovish Madaan, Sai Surya Duvvuri, Devvrit Khatri, David Brandfonbrener, David Alvarez-Melis, Prajjwal Bhargava, Mihir Sanjay Kale, et al. Let’s (not) just put things in context: Test-time training for long-context llms. *arXiv preprint arXiv:2512.13898*, 2025.
- Asankhaya Sharma. Openevolve: an open-source evolutionary coding agent, 2025. URL <https://github.com/algorithmicsuperintelligence/openevolve>.
- Robert Tjarko Lange, Yuki Imajuku, and Edoardo Cetin. Shinkaevolve: Towards open-ended and sample-efficient program evolution. *arXiv preprint arXiv:2509.19349*, 2025.
- Valentin Khrulkov, Andrey Galichin, Denis Bashkirov, Dmitry Vinichenko, Oleg Travkin, Roman Alferov, Andrey Kuznetsov, and Ivan Oseledets. Gigaevolve: An open source optimization framework powered by llms and evolution algorithms. *arXiv preprint arXiv:2511.17592*, 2025.
- Henrique Assumpção, Diego Ferreira, Leandro Campos, and Fabricio Murai. Codeevolve: An open source evolutionary coding agent for algorithm discovery and optimization. *arXiv preprint arXiv:2510.14150*, 2025.
- Yiping Wang, Shao-Rong Su, Zhiyuan Zeng, Eva Xu, Liliang Ren, Xinyu Yang, Zeyi Huang, Xuehai He, Luyao Ma, Baolin Peng, et al. Thetaevolve: Test-time learning on open problems. *arXiv preprint arXiv:2511.23473*, 2025a.
- Anthropic. Effective context engineering for ai agents, Sep 2025. URL <https://www.anthropic.com/engineering/effective-context-engineering-for-ai-agents>.
- Yu Wang, Yifan Gao, Xiusi Chen, Haoming Jiang, Shiyang Li, Jingfeng Yang, Qingyu Yin, Zheng Li, Xian Li, Bing Yin, et al. Memoryllm: Towards self-updatable large language models. *arXiv preprint arXiv:2402.04624*, 2024.
- Yu Wang, Dmitry Krotov, Yuanzhe Hu, Yifan Gao, Wangchunshu Zhou, Julian McAuley, Dan Gutfreund, Rogerio Feris, and Zexue He. M+: Extending memoryllm with scalable long-term memory. *arXiv preprint arXiv:2502.00592*, 2025b.
- Peitian Zhang, Zheng Liu, Shitao Xiao, Ninglu Shao, Qiwei Ye, and Zhicheng Dou. Long context compression with activation beacon. *arXiv preprint arXiv:2401.03462*, 2024.
- Weizhi Fei, Xueyan Niu, Guoqing Xie, Yingqing Liu, Bo Bai, and Wei Han. Efficient prompt compression with evaluator heads for long-context transformer inference. *arXiv preprint arXiv:2501.12959*, 2025.
- Wenhong Shi, Yiren Chen, Shuqing Bian, Xinyi Zhang, Kai Tang, Pengfei Hu, Zhe Zhao, Wei Lu, and Xiaoyong Du. No loss, no gain: Gated refinement and adaptive compression for prompt optimization. *arXiv preprint arXiv:2509.23387*, 2025.
- Nikolaus Hansen. The cma evolution strategy: A tutorial. *arXiv preprint arXiv:1604.00772*, 2016.
- Kiran Ramnath, Kang Zhou, Sheng Guan, Soumya Smruti Mishra, Xuan Qi, Zhengyuan Shen, Shuai Wang, Sangmin Woo, Sullam Jeoung, Yawei Wang, et al. A systematic survey of automatic prompt optimization techniques. *arXiv preprint arXiv:2502.16923*, 2025.
- Mert Yuksekgonul, Daniel Kocejka, Xinhao Li, Federico Bianchi, Jed McCaleb, Xiaolong Wang, Jan Kautz, Yejin Choi, James Zou, Carlos Guestrin, et al. Learning to discover at test time. *arXiv preprint arXiv:2601.16175*, 2026.
- Kevin Ellis, Lionel Wong, Maxwell Nye, Mathias Sable-Meyer, Luc Cary, Lore Anaya Pozo, Luke Hewitt, Armando Solar-Lezama, and Joshua B Tenenbaum. Dreamcoder: growing generalizable, interpretable knowledge with wake–sleep bayesian program learning. *Philosophical Transactions of the Royal Society A*, 381(2251):20220050, 2023.

- Scott Reed and Nando De Freitas. Neural programmer-interpreters. *arXiv preprint arXiv:1511.06279*, 2015.
- Kensen Shi, Joey Hong, Manzil Zaheer, Pengcheng Yin, and Charles Sutton. Compositional generalization and decomposition in neural program synthesis. *arXiv preprint arXiv:2204.03758*, 2022.
- Steffen Finck, Nikolaus Hansen, Raymond Ros, and Anne Auger. Real-parameter black-box optimization benchmarking 2009: Noiseless functions definitions. Technical Report RR-6829, INRIA, 2009. URL <https://inria.hal.science/inria-00362633v2/document>. Updated version as of February 2019.
- Parshin Shojaei, Ngoc-Hieu Nguyen, Kazem Meidani, Amir Barati Farimani, Khoa D Doan, and Chandan K Reddy. Llm-srbench: A new benchmark for scientific equation discovery with large language models. *arXiv preprint arXiv:2504.10415*, 2025.
- Ori Press, Brandon Amos, Haoyu Zhao, Yikai Wu, Samuel K Ainsworth, Dominik Krupke, Patrick Kidger, Touqir Sajed, Bartolomeo Stellato, Jisun Park, et al. Algotune: Can language models speed up general-purpose numerical programs? *arXiv preprint arXiv:2507.15887*, 2025.

Appendix

A Optimization vs. Algorithmic Discovery

Concrete Example of Optimization and Algorithmic Discovery. Table 3 highlights the structural mismatch between classical optimization and algorithmic discovery. While classical methods optimize continuous parameters using analytical gradients, algorithmic discovery searches over discrete program spaces using evaluator-based feedback. Improvements therefore arise from semantic changes in program logic rather than numerical updates, motivating evolution signals that explicitly capture how programs change and why they improve.

Table 3: Concrete form comparison: Classical Optimization vs. Algorithmic Discovery.

	Classical Optimization (e.g., <i>Least Squares</i>)	Algorithmic Discovery (e.g., <i>Circle Packing</i>)
(i) Objective	$\min_x \ Ax - b\ _2^2$	$\max \text{sum}(\text{radius of circles})$ s.t. no overlap
(ii) Space	$x = [x_1, \dots, x_n]^\top$	<code>def pack(box, n): ... return</code>
(iii) Feedback	$\nabla f = 2A^\top(Ax - b)$ (<i>Gradient Vector</i>)	Score: 0.65 (<i>Evaluator Information</i>)
(iv) Solution	$x^* = [0.01, -1.2]^\top$	<code>if box.w < 10: spiral()</code> <code>else: greedy_place()</code>

B Algorithm of Progressive Disclosure Sampler

Algorithm 1 presents the progressive disclosure sampler that adaptively renders historical nodes at different abstraction levels to retain key evolution signals while minimizing context length.

Algorithm 1 Progressive Disclosure Sampler

Require: Database $\mathcal{D} = \{N_1, \dots, N_T\}$, where $N_t = (\delta_t^{(1)}, \delta_t^{(2)}, p_t)$;
 Parent selection policy π_{select} ;
 Maximum elites k , maximum inspirations m ;
 Recent window size w

Ensure: Final prompt context C_{final}

```

1:  $C_{\text{hist}} \leftarrow \emptyset$ 
2: // Phase 1: Node Selection
3:  $N_{\text{parent}} \leftarrow \text{Sample}(\mathcal{D}, \pi_{\text{select}})$ 
4:  $\mathcal{N}_{\text{elite}} \leftarrow \text{TopK}(\mathcal{D}, R(p), k)$ 
5:  $\mathcal{N}_{\text{div}} \leftarrow \text{MAPElitesSample}(\mathcal{D}, \text{exclude} = N_{\text{parent}}, m)$ 
6:
7: // Phase 2: Progressive Rendering
8:  $C_{\text{hist}} \leftarrow \emptyset$ 
9: for  $N_i \in (\mathcal{N}_{\text{elite}} \cup \mathcal{N}_{\text{div}})$  do
10:   if  $\text{Time}(N_i) > t - w$  then
11:      $C_{\text{hist}} \leftarrow C_{\text{hist}} \oplus \text{Format}(\delta_i^{(2)})$  // Level 2: delta plan
12:   else
13:      $C_{\text{hist}} \leftarrow C_{\text{hist}} \oplus \text{Format}(\delta_i^{(1)})$  // Level 1: summary
14:   end if
15: end for
16:  $C_{\text{final}} \leftarrow C_{\text{hist}} \oplus \text{Format}(p_{\text{parent}})$  // Level 3: full code
17:
18: return  $C_{\text{final}}$ 

```

C Prompt Templates

This appendix section provides the exact system and user prompts used by the DeltaEvolve pipeline, highlighting the key architectural shifts from standard baselines like AlphaEvolve. In the **System Prompt**, we introduce a novel “Delta Logging Instructions” component; this explicitly constraints the LLM to not only generate code but also synthesize a structured DELTA-SUMMARY (Level 1) and DELTA-PLAN (Level 2) post-modification.

System Prompt Template

```
----- Problem Description -----
{problem_details}

----- Delta Logging Instructions (New in DeltaEvolve) -----
You MUST summarize your changes at the very end of your response using the
strict format below. This log is critical for the evolution memory system.
Failure to follow these rules will break the experiment.

###CRITICAL RULES for DELTA SUMMARY:
1. NO META-TALK: Do NOT say Replace 22 lines with 230 lines, Updated code, or
Changed logic.
2. ALGORITHMIC ONLY: Describe the strategy change (e.g., Switched from Greedy
to Simulated Annealing).
3. NO TEMPLATES: Do NOT output placeholder text like high-level plan summary in
one sentence. Write actual content.
4. NO CODE SYNTAX: Do not write Python code in the summary (e.g., no def
function()). Use natural language.

#DELTA-SUMMARY-START
FROM: <One-sentence summary of the OLD strategy (the parent node's approach)>
TO: <One-sentence summary of the NEW strategy (your current approach)>
#DELTA-SUMMARY-END

-----

###CRITICAL RULES for DELTA PLAN DETAILS
You must explain HOW and WHY the logic changed using the strict format below.
1. Target Audience: A researcher trying to reproduce your experiment without
seeing the code.
2. BE QUANTITATIVE: Do not say increased parameters. Say increased
grid_resolution from 10 to 50.
3. NAME THE ALGORITHM: Use standard terminology (e.g., Coordinate Descent,
Simulated Annealing, Penalty Method).
4. NO META-TALK: Do not say I defined a function. Describe the LOGIC flow.

#DELTA-PLAN-DETAILS-START
[Modification 1]
COMPONENT: <The specific module changed. e.g., Initialization Strategy,
Constraint Handling, Optimization Loop>
OLD_LOGIC: <Brief summary of what was removed. e.g., Random noise injection>
NEW_LOGIC: <DETAILED mechanism. MUST include specific hyperparameters, formulas
used, or heuristic rules.>
HYPOTHESIS: <The scientific reasoning.>

[Modification 2] (If applicable)
COMPONENT: ...
OLD_LOGIC: ...
NEW_LOGIC: ...
HYPOTHESIS: ...
#DELTA-PLAN-DETAILS-END
```

Figure 5: **System Prompt Template.** Includes novel instructions requiring the model to output structured Delta Summaries (Level 1) and Delta Plans (Level 2) alongside code, enabling automated evolutionary logging.

The **User Prompt** is restructured to replace the token-heavy full source code of inspiration programs with a “Delta of History Nodes” section. Instead of raw implementation details, this section feeds the agent a concise trajectory of past successful strategies and rationales, maximizing context efficiency while providing a clear directional signal for future mutations.

User Prompt Template

```

----- Current Program Information -----
- Focus areas: {improvement_areas}
- Feedback: {evaluator_feedback}
----- Inspirations: Delta of History Nodes (New in DeltaEvolve) -----
Below we provide history delta plans from prior nodes, including top-performing
programs and highly diverse alternatives to the parent. Each delta highlights
concrete strategy differences that may inspire new solution directions rather
than direct reuse.

### Top Delta Plan 1
{Delta summaries or Delta plans.}
- Feedback: {evaluator_feedback}

### Top Delta Plan 2
{Delta summaries or Delta plans.}
- Feedback: {evaluator_feedback}

### Top Delta Plan 3
{Delta summaries or Delta plans.}
- Feedback: {evaluator_feedback}

### Diverse Delta Plan 1
{Delta summaries or Delta plans.}
- Feedback: {evaluator_feedback}

### Diverse Delta Plan 2
{Delta summaries or Delta plans.}
- Feedback: {evaluator_feedback}

----- Parent Program -----
{parent_program}

Suggest improvements to the program that will improve its FITNESS SCORE. The
system maintains diversity across these dimensions: complexity, diversity
Different solutions with similar fitness but different features are valuable.
You MUST use the exact SEARCH/REPLACE diff format shown below to indicate
changes:
<<<< SEARCH
<Original code to find and replace (must match exactly)>
=====
<New replacement code>
>>>> REPLACE

```

Figure 6: **User Prompt Template.** Replaces full-code inspiration contexts with concise Delta Summaries and Plans, exposing evolutionary trajectories while minimizing token usage.

D Task Details

D.1 Blackbox Optimization

Task Description The Blackbox Optimization task involves minimizing continuous objective functions drawn from the BBOB (Black-Box Optimization Benchmarking) suite, which encompasses a diverse range of landscapes including separable, ill-conditioned, and multi-modal functions. The optimizer must operate as a true black box, receiving only the problem dimension, bounds, and evaluation budget without access to gradients or the analytical form of the function. The objective is to locate the global optimum with high precision and efficiency across various function identifiers and instance realizations, while strictly adhering to search space bounds and ensuring reproducibility via fixed random seeds.

Initial Programs The initial program implements a baseline Random Search algorithm that explores the solution space by sampling candidate points uniformly within the hyperbox defined by the problem bounds (range of $[-5, 5]$). It dynamically detects the problem dimensionality and employs a simple "keep-best" logic, where the solution with the lowest observed function value is retained. This approach is purely stochastic and memory-less, serving as a fundamental baseline that does not adapt any search strategy.

Evaluator We evaluated the optimizer on five BBOB functions with increasing complexity: `sphere_d3_i1`, `rosenbrock_d5_i2`, `rastrigin_d10_i5`, `ellipsoid_d20_i1`, and `schaffers_d40_i5`. The identifiers follow the format `<function name>_<input dimension>_<instance ID>`. Reference values (V_{ref}) were computed using `scipy.optimize`. The evaluation employs a two-stage protocol: Stage 1 acts as a validity filter, allowing only successful runs to proceed to Stage 2 for final scoring. The final score combines solution quality and efficiency:

$$S_{\text{case}} = 0.7 \cdot S_{\text{val}} + 0.3 \cdot \max \left(0, 1 - \frac{N_{\text{used}}}{N_{\text{budget}}} \right) \quad (11)$$

The value score S_{val} depends on the normalized improvement $\delta = (V_{\text{ref}} - V_{\text{best}})/|V_{\text{ref}}|$, calculated as $1 + \delta$ if $V_{\text{best}} \leq V_{\text{ref}}$ (better or equal), and $(1 + |\delta|)^{-1}$ otherwise.

Evolution Process To clearly illustrate the evolutionary dynamics, we select a representative run using a fixed random seed (42). Figure 7 visualizes the optimization process, comparing the score of the combined score (left) and the cumulative token consumption (right) across iterations. The results demonstrate that DeltaEvolve achieves a significantly higher final score while maintaining lower token usage compared to AlphaEvolve, highlighting its superior efficiency in exploring the code space.

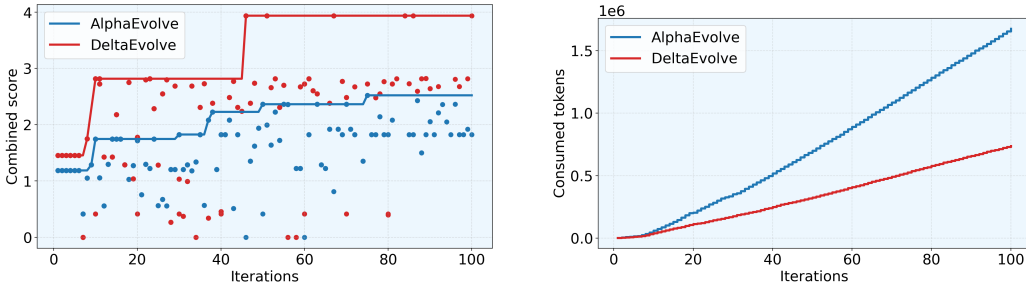


Figure 7: Evolutionary trajectory for a representative run. The left panel shows the score progression, and the right panel tracks token usage per iteration. DeltaEvolve reaches higher performance with reduced token cost.

D.2 Hexagon Packing

Task Description The Hexagon Packing task requires constructing an optimal arrangement of $N = 11$ disjoint unit regular hexagons (side length $s = 1$) within a minimal bounding regular

hexagon. The objective is to maximize the inverse of the outer hexagon’s side length, $\rho = 1/R$, which is equivalent to maximizing the packing density. The optimizer outputs the coordinates (x_i, y_i) and rotation angles θ_i for all N inner hexagons, as well as the geometry of the outer hexagon. A valid solution must satisfy strict geometric constraints: all pairs of inner hexagons must be disjoint, and all inner hexagons must be fully contained within the outer boundary.

Initial Programs The initial program implements a deterministic, heuristic approach. It arranges the 11 unit hexagons in a static, pre-calculated grid pattern (a “lattice” layout) centered at the origin. The outer hexagon side length R is set to a conservative value ($R = 8$) to guarantee containment. While valid, this solution is sparse and far from optimal, serving as a lower-bound baseline for the packing density.

Evaluator The evaluator validates the geometric feasibility of the proposed packing using the Separating Axis Theorem (SAT). It performs $O(N^2)$ pairwise checks to ensure disjointness and $O(N)$ checks for containment within the outer boundary. If any constraint is violated (overlap or protrusion) within a numerical tolerance of 10^{-6} , the solution is marked as invalid (score 0). Valid solutions are scored based on the inverse radius $\rho = 1/R$, normalized against a state-of-the-art benchmark ($\rho_{\text{ref}} \approx 0.2544$). The final metric balances the packing density and the computational time required to generate the solution.

Evolution Process To clearly illustrate the evolutionary dynamics, we select a representative run using a fixed random seed (42). Figure 8 displays the progression of the packing density score (left) and token consumption (right). DeltaEvolve rapidly moves beyond the initial lattice configuration, employing a continuous relaxation strategy that iteratively resolves overlaps while compressing the outer boundary. This allows it to approach the theoretical packing limit more closely and efficiently than the baseline random search.

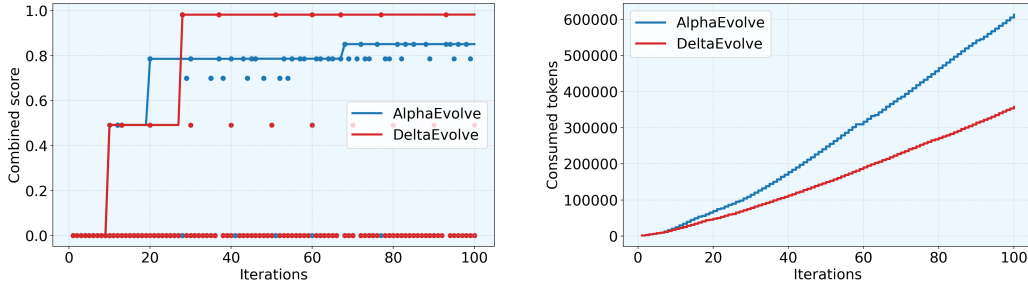


Figure 8: Optimization trajectory for the Hexagon Packing task. The left panel illustrates the improvement, while the right panel shows the token efficiency of the search process.

D.3 Symbolic Regression

Task Description The Symbolic Regression task involves discovering a mathematical expression that accurately models a physical process based on observational data. Specifically, the objective is to predict the acceleration (dv/dt) of a nonlinear harmonic oscillator given input features: position (x), time (t), and velocity (v). The optimizer must evolve the functional form of a Python function `func(x, params)`, where x is the input matrix and $params$ is a vector of learnable coefficients (up to 10). This constitutes a hybrid optimization problem: the evolutionary algorithm searches for the optimal symbolic structure (e.g., polynomial terms, trigonometric functions), while a numerical optimizer adjusts the coefficients to fit the data.

Initial Programs The initial program implements a naive linear model: $f(\mathbf{x}, \mathbf{p}) = p_0 \cdot x + p_1 \cdot t + p_2 \cdot v$. While computationally efficient and easy to optimize, this model is fundamentally insufficient for capturing the dynamics of a nonlinear oscillator, which typically requires restoring forces (dependent on position) and damping terms (dependent on velocity) that interact non-linearly (e.g., cubic stiffness x^3 in a Duffing oscillator).

Evaluator The evaluation pipeline measures the predictive accuracy of the proposed model on a training dataset. For every candidate functional structure, the evaluator employs the BFGS algorithm (`scipy.optimize.minimize`) to optimize the vector params by minimizing the Mean Squared Error (MSE) between the predicted acceleration and the ground truth. The model’s fitness is quantified as $-\log_{10}(\text{MSE})$, promoting high-precision solutions. The evaluator also enforces robustness checks, assigning penalizing scores to models that generate numerical errors (e.g., NaN, overflow) or fail to execute within a strictly defined timeout.

Evolution Process We analyze the search trajectory using a fixed random seed. Figure 9 depicts the improvement in the model’s score (left) and the token consumption (right) over iterations. DeltaEvolve successfully transitions from the linear baseline to a non-linear formulation—identifying critical terms like cubic stiffness or interaction effects—resulting in a sharp reduction in MSE and a corresponding increase in the logarithmic score, all while maintaining concise code expressions.

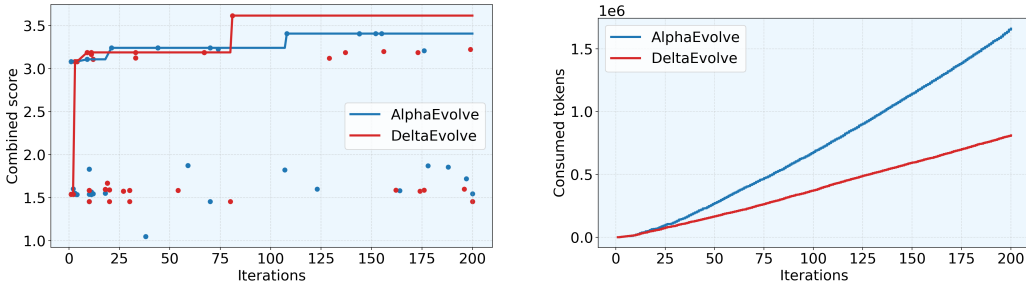


Figure 9: Evolutionary progress for Symbolic Regression. The left panel shows the score, and the right panel tracks token usage. The optimizer quickly identifies the necessary nonlinear terms to fit the physical dynamics.

D.4 PDE Solver

Task Description The objective is to optimize a Krylov subspace solver for sparse linear systems of the form $Ax = b$. The specific focus is on the Conjugate Gradient (CG) method, which is the standard solver for Symmetric Positive Definite (SPD) systems (e.g., discretized Poisson equations). The optimizer must enhance the solver to reduce the number of iterations required for convergence and improve numerical stability against ill-conditioned matrices.

Initial Programs The initial program implements a standard Conjugate Gradient algorithm with a basic Jacobi (diagonal) preconditioner. It computes the inverse diagonal $M^{-1} = \text{diag}(A)^{-1}$ to scale the residual. While computationally cheap, the Jacobi preconditioner provides only modest improvements in convergence for coupled systems like the Poisson equation. The baseline implementation lacks restart mechanisms, making it susceptible to loss of orthogonality in high-dimensional or ill-conditioned problems.

Evaluator The evaluator assesses the solver on the 2D Poisson equation discretized on square grids of sizes $N \in \{50, 100, 200\}$. This generates sparse SPD matrices with condition numbers scaling as $O(N^2)$. Performance is scored based on a composite metric of convergence speed (number of iterations), solution accuracy (L_2 error relative to ground truth), and the final residual norm. The score penalizes slow convergence exponentially: $S \propto e^{-k/N}$, encouraging solvers that drastically reduce the iteration count k .

Evolution Process We visualize the evolution using a fixed random seed. Figure 10 compares the combined score (left) and token usage (right). DeltaEvolve rapidly identifies that the baseline Jacobi preconditioner is the bottleneck. It evolves a more sophisticated Polynomial Preconditioner (approximating A^{-1} via a Neumann series) and introduces a residual-based restart heuristic. This results in a solver that converges in significantly fewer iterations than the baseline, achieving a higher score with efficient code usage.

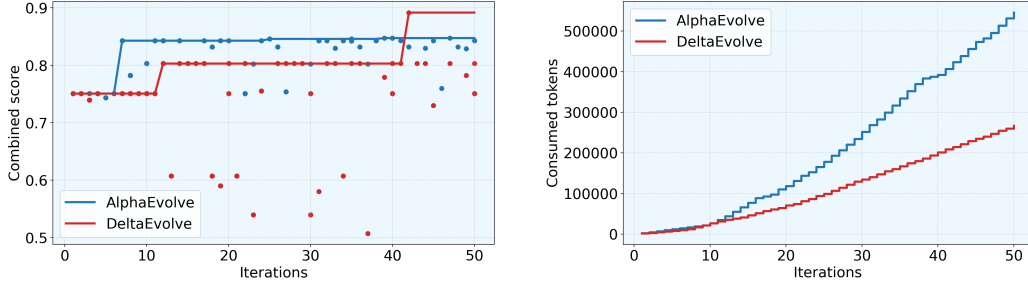


Figure 10: Optimization trajectory for the PDE Solver. The left panel tracks the combined accuracy/speed score, and the right panel tracks token usage. The DeltaEvolve achieves better combined score and less token usage.

D.5 Efficient Convolution.

Task Description This task focuses strictly on computational efficiency. It involves optimizing a 2D convolution operation, a fundamental kernel in signal processing and computer vision. The inputs are two real-valued matrices: a large input array A of size $(30n \times 30n)$ and a smaller kernel B of size $(8n \times 8n)$, where n is a scaling factor. The operation is defined in “full” mode with zero-padding (“fill” boundary handling), meaning the output size is $(H_A + H_B - 1) \times (W_A + W_B - 1)$. The objective is to maximize the speedup relative to a reference `scipy.signal.convolve2d` implementation while maintaining numerical correctness (L_2 relative error $< 10^{-6}$).

Initial Programs The initial program is a direct wrapper around `scipy.signal.convolve2d`, providing a functional baseline but lacking any specific optimizations for the problem structure. It operates in the spatial domain, which scales as $O(N_A^2 N_B^2)$, becoming computationally prohibitive for large n . The baseline does not leverage parallelization, vectorization, or frequency-domain transformations that could significantly accelerate the computation.

Evaluator The evaluator benchmarks the evolved solution against the reference AlgoTune baseline. The performance metric is the speedup ratio: $\text{Speedup} = T_{\text{baseline}} / T_{\text{evolved}}$. Correctness is verified by comparing the Frobenius norm of the difference between the evolved output and the reference output. The evaluation pipeline includes warmup runs to stabilize JIT compilers and multiple timing trials to ensure robust measurements. Solutions that exceed a timeout or fail the accuracy check receive a zero score.

Evolution Process We analyze the optimization trajectory using a fixed random seed. Figure 11 illustrates the speedup achieved (left) and the token consumption (right). DeltaEvolve successfully transitions from the spatial domain baseline to a frequency-domain approach using the Fast Fourier Transform (FFT). By exploiting the Convolution Theorem, it reduces the complexity to $O(N^2 \log N)$, yielding a dramatic speedup for large inputs. It further optimizes memory layout and FFT planning to maximize efficiency.

E Case Study

To demonstrate DeltaEvolve in practice, we present a case study on a black-box optimization task that visualizes the full evolutionary trajectory across generations. Figure 12 plots the best-so-far combined score (higher is better) against the number of iterations, annotating key milestones with their corresponding Level 1 Delta Summaries. The trajectory reveals a coherent evolutionary logic: initially, the agent explores basic heuristics like local Gaussian perturbations (Iter 1–2). A critical structural breakthrough occurs at Iteration 14, where the agent explicitly proposes a semantic shift to “Latin Hypercube initialization with adaptive batched local search,” triggering a steep performance gain ($1.68 \rightarrow 2.11$). Subsequently, rather than randomly rewriting the codebase, the agent leverages the delta history to perform targeted refinements—introducing “stagnation probing” (Iter 41) and “Metropolis acceptance” (Iter 51) to optimize budget usage and escape local optima. This progres-

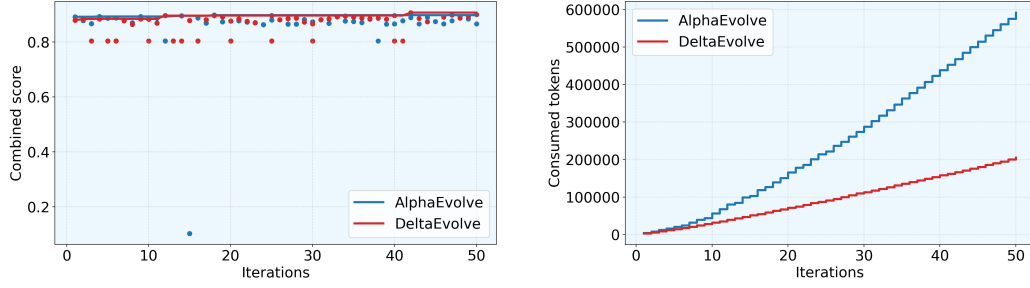


Figure 11: Optimization trajectory for the Convolve2D task. The left panel tracks the efficiency score (speedup), while the right panel tracks token usage. DeltaEvolve identifies the optimal FFT approach, significantly outperforming the baseline.

sion confirms that DeltaEvolve actively maintains evolutionary momentum, iteratively stacking meaningful logical improvements to converge on a robust final solution.

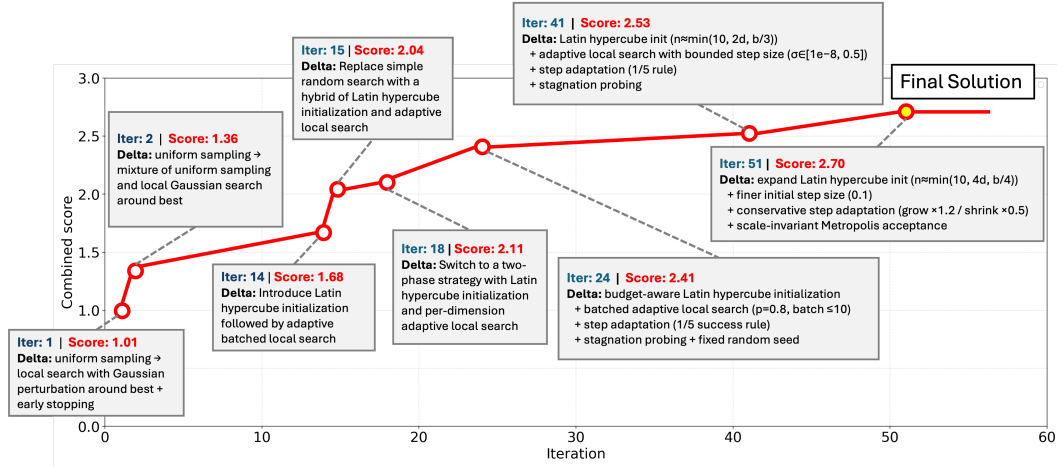


Figure 12: Case Study of DeltaEvolve Dynamics on Black-Box Optimization. We plot the best-so-far combined score (higher is better) versus iterations. Annotated nodes show the **Delta Summary (Level 1)** between successive solutions, illustrating how changes in initialization, adaptive local search, and acceptance mechanisms are progressively introduced.

F Examples of Semantic Deltas

To provide concrete intuition for our multi-level representation, we present real-world artifacts generated by DeltaEvolve during the Black-Box Optimization task. Figure 13 displays a **Level 1 Delta Summary**, which captures the high-level strategic pivot in a concise FROM/TO format—summarizing the transition from random sampling to a two-phase budget-aware optimizer without unnecessary detail. Complementing this, Figure 14 shows the corresponding **Level 2 Delta Plan Details**, which acts as a structured scientific log. It breaks down the evolution into specific components (e.g., Initialization, Step-size), explicitly contrasting OLD_LOGIC with NEW_LOGIC and providing the underlying hypothesis. These readable logs allow the agent to perceive the causal mechanism of improvement without parsing the full source code.

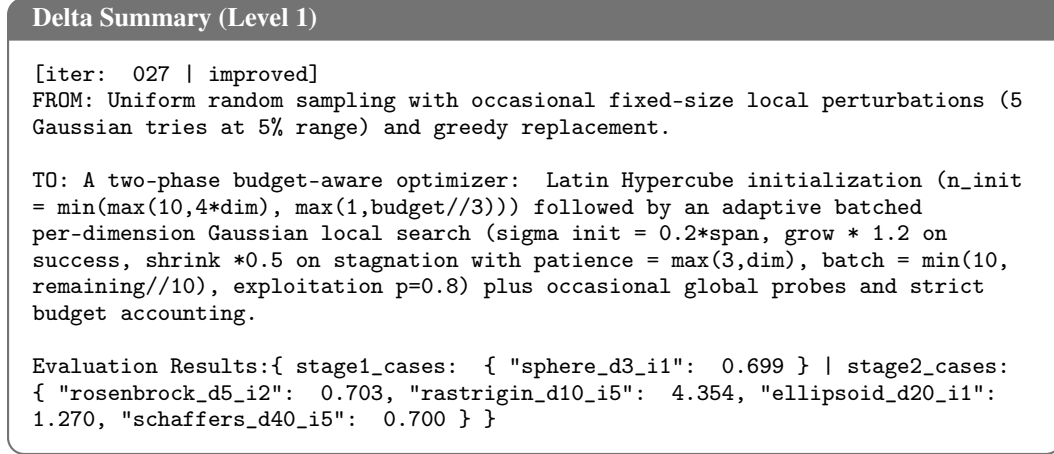


Figure 13: **Example of Delta Summary (Level 1)**. Generated during Black-Box Optimization, this summary captures the high-level strategic pivot (FROM random sampling TO adaptive LHS) in a concise, token-efficient format suitable for long-term history retrieval.

Delta Plan Details (Level 2)

```
## Program Top 1:
[iter:038:improved]
[Delta plan details]:

[Modification 1]
COMPONENT: Initialization Strategy (Latin Hypercube)
OLD_LOGIC: n_init = min(max(10, 4*dimension), max(1, budget//4)); per-dimension
shuffle of midpoints with jitter = (rng.random - 0.5)/n_init.
NEW_LOGIC: n_init = min(max(10, 4*dimension), max(1, budget//3)), then clamp
n_init < max(1, budget-2) to leave two evaluations. Construct full LHS
by computing base midpoints base[i] = (i+0.5)/n_init, generating a random
permutation idx per-dimension, forming perms[:,d] = base[idx], then adding
jitter = (rng.random((n_init,dimension))-0.5)/(n_init*3.0) and clipping to
[0,1]. Map to box via lower + sample*span.
HYPOTHESIS: Full-permutation LHS with slightly more initialization samples
improves space-filling coverage; smaller jitter reduces boundary bias while
keeping diversity; leaving two evals ensures immediate subsequent polish/search.

[Modification 2]
COMPONENT: Initialization Polishing (Coordinate Refinement)
OLD_LOGIC: Single small-radius sweep: refine_evals = min(budget-evals,
min(2*dim,10)), radius = 0.05*span, try +/- on each coordinate once.
NEW_LOGIC: Multi-scale polish with refine_evals = min(budget-evals,
min(3*dim,15)). Iterate scales = [0.2, 0.05, 0.01]; for each scale, compute
radius = scale*span and for each dimension try +/- radius while budget

remains; accept and update best, and bias current_x/current_val to improvements
immediately.
HYPOTHESIS: Many BBOP functions are separable or have strong one-dimensional
curvature; coarse-to-fine coordinate probes (0.2 then 0.05 then 0.01) cheaply
discover large improvements early and avoid wasting many evaluations at a single
tiny scale.

[Modification 3]
COMPONENT: Step-size Initialization and Lower Bound
OLD_LOGIC: initial_step = 0.1*span; min_step = 1e-8*span; grow=1.3/shrink=0.7.
NEW_LOGIC: initial_step = 0.2*span; min_step = 1e-6*span (keep grow=1.3,
shrink=0.7); clamp step updates as before but with the new numeric bounds.
HYPOTHESIS: A slightly larger initial step accelerates early descent and
exploration; enforcing a minimum of 1e-6*span reduces chance of adaptation
getting stuck on numerically negligible steps, improving robustness across
varying dimensions.

[Evaluation results] {"sphere_d3_i1": 0.699, "rosenbrock_d5_i2": 0.704,
"rastrigin_d10_i5": 6.024, "ellipsoid_d20_i1": 1.343, "schaffers_d40_i5":
0.709}
```

Figure 14: **Example of Delta Plan (Level 2).** This structured log details specific algorithmic modifications (Initialization, Polishing, Step-size), explicitly contrasting OLD_LOGIC versus NEW_LOGIC to expose the causal mechanism of improvement to the LLM.

G Configuration of DeltaEvolve

Default Configuration. Unless otherwise stated, all experiments use the default configuration summarized in Table 4.

Table 4: System configuration and hyperparameters.

Parameter	Value	Parameter	Value
LLM settings			
Primary model	gpt-5-mini	Secondary model	o3-mini
Temperature	0.7	Top-p	0.95
Max tokens	8192	Timeout	600s
Prompt			
Number of top plans	3	Number of Diverse Plans	2
Parent selection strategy	weighted	Elite selection ratio	0.1
Exploration ratio	0.2	Exploitation ratio	0.7
Database			
Population size	40	Archive size	20
Top- k inspirations	3	Diverse inspirations	2
Migration interval	10	Migration Rate	0.1
Number of islands	3	Parent selection strategy	weighted
Evolution			
Max Iterations	100	Random seed	42
Evaluator			
Timeout	300s	Max retries	3
Parallel evaluations	4	Cascade evaluation	False

H Discovered Solutions

For blackbox optimization, DeltaEvolve discovery a new solution that achieves a score of 3.937, significantly surpassing the AlphaEvolve baseline of 2.6415. This gain stems from implementing a robust CMA-ES (Covariance Matrix Adaptation Evolution Strategy), which adapts the search distribution’s geometry to match the problem’s underlying landscape. By learning variable correlations and dynamically adjusting step sizes, the optimizer navigates ill-conditioned and non-separable functions far more efficiently than standard heuristics. Key enhancements include budget-aware hyperparameter scaling and a sophisticated boundary handling mechanism that preserves search direction, ensuring rapid convergence even under tight evaluation constraints.

```

1 # EVOLVE-BLOCK-START
2 """Baseline black-box optimizer for BBOB problems."""
3
4 from typing import Sequence, Tuple, Union
5 import numpy as np
6
7
8 def _get_bounds(problem, dimension: int) -> Tuple[np.ndarray, np.
   ndarray]:
9     """Extract bounds from the problem or fall back to a symmetric box
   ."""
10     lower = getattr(problem, "lower_bounds", None)
11     upper = getattr(problem, "upper_bounds", None)
12
13     if lower is None or upper is None:
14         lower = [-5.0] * dimension
15         upper = [5.0] * dimension
16
17     lower_arr = np.asarray(lower, dtype=float)
18     upper_arr = np.asarray(upper, dtype=float)
19
20     if lower_arr.shape[0] != dimension or upper_arr.shape[0] !=
   dimension:

```

```

21         lower_arr = np.full(dimension, float(lower_arr.flat[0]))
22         upper_arr = np.full(dimension, float(upper_arr.flat[0]))
23
24     return lower_arr, upper_arr
25
26
27 def _sample_uniform(rng: np.random.Generator, lower: np.ndarray, upper: np.ndarray) -> np.ndarray:
28     """Uniform sample inside the box."""
29     return lower + rng.random(size=lower.shape[0]) * (upper - lower)
30
31
32 def _clip_to_bounds(x: np.ndarray, lower: np.ndarray, upper: np.ndarray) -> np.ndarray:
33     return np.clip(x, lower, upper)
34
35
36 def _to_params(x: np.ndarray) -> dict:
37     """Convert vector to the dict format expected by bbob Problem.
38     evaluate."""
39     return {f"x{i}": float(v) for i, v in enumerate(x)}
40
41
42 def _evaluate_safe(problem, x: np.ndarray) -> float:
43     """Evaluate the problem and guard against failures."""
44     try:
45         params = _to_params(x)
46         value = problem.evaluate(params)
47         value = float(value)
48         if np.isnan(value) or np.isinf(value):
49             return float("inf")
50         return value
51     except Exception:
52         return float("inf")
53
54 def run_search(problem, budget: int = 1000, seed: int | None = None) -> Tuple[list[float], float, int]:
55     """
56     CMA-ES (Covariance Matrix Adaptation Evolution Strategy) optimizer
57     .
58     Adapts search distribution to efficiently find optimal solutions.
59     Deterministic under 'seed'.
60     """
61     rng = np.random.default_rng(seed)
62
63     dimension = getattr(problem, "dimension", None)
64     if dimension is None:
65         lower_attr = getattr(problem, "lower_bounds", [])
66         upper_attr = getattr(problem, "upper_bounds", [])
67         dimension = len(lower_attr) or len(upper_attr) or 2
68
69     lower, upper = _get_bounds(problem, dimension)
70
71     # CMA-ES parameters
72     # Initial sigma: A fraction of the search space width.
73     # Adapt this based on budget and search space characteristics.
74     average_range = np.mean((upper - lower) / 2.0)
75     min_dim_range = np.min(upper - lower) # Added for a minimum step size
76
77     if budget < 100 * dimension: # Heuristic for smaller budgets
78         initial_sigma = average_range * 0.15 # Reduced multiplier for more controlled exploration

```

```

79         initial_sigma = average_range * 0.4 # Reduced multiplier for
           more controlled exploration
80
81     # Ensure a minimum initial sigma to prevent premature convergence
           on very small ranges
82     initial_sigma = max(initial_sigma, min_dim_range * 0.05) # Reduced
           floor based on min dimension range
83
84     # Population size (lambda). A common choice is 4 + floor(3 * log(
           dimension)).
85     # Ensure population_size is at least 2 and allows for sufficient
           generations.
86     base_population = int(4 + np.floor(3 * np.log(dimension)))
87     population_size = max(2, base_population)
88     if budget >= 10: # Only apply budget cap if budget is reasonable
89         population_size = min(population_size, budget // 5) # More
           conservative cap to allow more generations
90     if dimension > 20: # Cap for very high dimensions to manage
           computational cost
91         population_size = min(population_size, 2 * dimension)
92
93     # Initial mean: center of the search space
94     mean = (lower + upper) / 2.0
95
96     # Initialize CMA-ES state variables
97     # C: Covariance matrix, initially identity matrix
98     C = np.eye(dimension)
99     # pc: Evolution path for C
100    pc = np.zeros(dimension)
101    # ps: Evolution path for sigma
102    ps = np.zeros(dimension)
103    # B: Eigenvectors of C (for coordinate system transformation)
104    B = np.eye(dimension)
105    # D: Square root of eigenvalues of C (scaling factors)
106    D = np.ones(dimension)
107
108    # Learning rates and weights
109    # Number of parents (mu)
110    mu = population_size // 2
111    # Weights for recombination
112    weights = np.log(mu + 0.5) - np.log(np.arange(1, mu + 1))
113    weights = weights / np.sum(weights)
114    # Variance effective selection mass
115    mu_eff = np.sum(weights)**2 / np.sum(weights**2)
116
117    # Adapt learning rates (constants from CMA-ES literature)
118    # c_sigma: Learning rate for sigma
119    c_sigma = (mu_eff + 2) / (dimension + mu_eff + 5)
120    # d_sigma: Damping for sigma. Increased base value for slower step
           size reduction.
121    d_sigma = 2.5 + 2 * max(0, np.sqrt((mu_eff - 1) / (dimension + 1))
           - 1) + c_sigma
122    # c_c: Learning rate for pc
123    c_c = (4 + mu_eff / dimension) / (dimension + 4 + 2 * mu_eff /
           dimension)
124    # c_1: Learning rate for C (rank-one update)
125    # Learning rates (constants from CMA-ES literature)
126    # c_sigma: Learning rate for sigma
127    c_sigma = (mu_eff + 2) / (dimension + mu_eff + 5)
128    # d_sigma: Damping for sigma. Increased base value for slower step
           size reduction.
129    d_sigma = 2.5 + 2 * max(0, np.sqrt((mu_eff - 1) / (dimension + 1))
           - 1) + c_sigma
130    # c_c: Learning rate for pc

```



```

131     c_c = (4 + mu_eff / dimension) / (dimension + 4 + 2 * mu_eff /
        dimension)
132     # c_1: Learning rate for C (rank-one update)
133     c_1 = 2 / ((dimension + 1.5)**2 + mu_eff)
134     # c_mu: Learning rate for C (rank-mu update)
135     c_mu = min(1 - c_1 - c_1 / mu, 2 * (mu_eff - 2 + 1 / mu_eff) / ((
        dimension + 2)**2 + mu_eff))

136
137     evaluations_used = 0
138     best_x = None
139     best_value = float("inf")
140
141     # The main CMA-ES loop
142     while evaluations_used < budget:
143         # Generate population
144         population = []
145         for _ in range(population_size):
146             # Sample z from N(0, I)
147             z = rng.normal(size=dimension)
148             # Transform z to y in the search space
149             y = B @ (D * z)
150             # Add to mean and scale by sigma
151             candidate_raw = mean + initial_sigma * y
152
153             # Project candidates to bounds instead of clipping
154             candidate = candidate_raw
155             for i in range(dimension):
156                 if candidate[i] < lower[i]:
157                     # Project towards mean along this dimension
158                     candidate[i] = mean[i] + (lower[i] - mean[i]) * ((
                        candidate_raw[i] - mean[i]) / (lower[i] - mean
                        [i]))
159                 elif candidate[i] > upper[i]:
160                     # Project towards mean along this dimension
161                     candidate[i] = mean[i] + (upper[i] - mean[i]) * ((
                        candidate_raw[i] - mean[i]) / (upper[i] - mean
                        [i]))
162
163             # Fallback clip to ensure strict bounds if projection
            logic is imperfect
164             candidate = _clip_to_bounds(candidate, lower, upper)
165             population.append(candidate)
166
167         # Evaluate population
168         fitnesses = []
169         for candidate in population:
170             if evaluations_used >= budget:
171                 break
172             value = _evaluate_safe(problem, candidate)
173             evaluations_used += 1
174             fitnesses.append(value)
175
176             if value < best_value:
177                 best_value = value
178                 best_x = candidate
179
180         if evaluations_used >= budget:
181             break
182
183         # Sort population by fitness
184         sorted_indices = np.argsort(fitnesses)
185         sorted_population = [population[i] for i in sorted_indices]
186         sorted_fitnesses = [fitnesses[i] for i in sorted_indices]
187
188         # Select parents

```

```

189     parents = sorted_population[:mu]
190
191     # Update mean
192     old_mean = mean
193     mean_update = np.sum([weights[i] * (parents[i] - old_mean) for
194         i in range(mu)], axis=0) / initial_sigma
195     mean = old_mean + initial_sigma * mean_update
196
197     # Update evolution paths
198     ps_new = (1 - c_sigma) * ps + np.sqrt(c_sigma * (2 - c_sigma)
199         * mu_eff) * (B @ mean_update)
200     ps = ps_new
201
202     hsig = np.linalg.norm(ps) / np.sqrt(1 - (1 - c_sigma)**(2 *
203         evaluations_used / population_size)) / np.sqrt(dimension)
204     < (1.4 + 2 / (dimension + 1))
205
206     pc_new = (1 - c_c) * pc + hsig * np.sqrt(c_c * (2 - c_c) *
207         mu_eff) * mean_update
208     pc = pc_new
209
210     # Update covariance matrix C
211     C_old = C
212     C_rank_one = np.outer(pc, pc) if dimension > 1 else np.array
213         ([[pc[0] * pc[0]]])
214
215     C_rank_mu = np.sum([weights[i] * np.outer((parents[i] -
216         old_mean) / initial_sigma, (parents[i] - old_mean) /
217         initial_sigma) for i in range(mu)], axis=0)
218
219     C = (1 - c_1 - c_mu) * C_old + c_1 * C_rank_one + c_mu *
220         C_rank_mu
221
222     # Ensure C is symmetric and positive definite (numerical
223         stability)
224     C = (C + C.T) / 2.0 + 1e-10 * np.eye(dimension) # Add small
225         diagonal to ensure positive definiteness
226
227     # Update sigma
228     initial_sigma = initial_sigma * np.exp((c_sigma / d_sigma) * (
229         np.linalg.norm(ps) / np.sqrt(dimension) - 1))
230
231     # Eigendecomposition of C for B and D
232     # Re-evaluate B and D periodically to save computation.
233     # This is typically done if the number of evaluations is a
234         multiple of some factor,
235     # or every few generations. For simplicity and robustness, we
236         do it every generation.
237     # Note: np.linalg.eigh returns eigenvalues in ascending order.
238     D_squared, B = np.linalg.eigh(C)
239     D = np.sqrt(np.maximum(1e-10, D_squared)) # Ensure strictly
240         positive eigenvalues for numerical stability
241
242     # Fallback if everything failed/returned inf
243     if best_x is None or not np.isfinite(best_value):
244         best_x = _clip_to_bounds((lower + upper) / 2.0, lower, upper)
245         best_value = _evaluate_safe(problem, best_x)
246         if not np.isfinite(best_value):
247             best_value = float("inf")
248
249     return best_x.tolist(), float(best_value), evaluations_used
250
251 # EVOLVE-BLOCK-END

```

```

239
240 def run_search_entry(problem, budget: int = 1000, seed: int | None =
    None):
241     """
242     Thin wrapper kept outside the evolve block in case the block is
        replaced.
243     """
244     return run_search(problem, budget=budget, seed=seed)
245
246
247 if __name__ == "__main__":
248     # Smoke test with a trivial sphere if optunahub is available
249     try:
250         import optunahub
251
252         bbob = optunahub.load_module("benchmarks/bbob")
253         test_problem = bbob.Problem(function_id=1, dimension=3,
            instance_id=1)
254         x, value, used = run_search(test_problem, budget=100, seed=0)
255         print(f"Best value {value:.4e} after {used} evals at x={x}")
256     except Exception as exc:
257         print(f"Smoke test skipped ({exc})")

```