

FIRE-Bench: Evaluating Agents on the Rediscovery of Scientific Insights

Zhen Wang^{1*} Fan Bai^{2*} Zhongyan Luo^{1*} Jinyan Su³ Kaiser Sun² Xinle Yu¹ Jieyuan Liu¹ Kun Zhou¹
 Claire Cardie³ Mark Dredze² Eric P. Xing^{4,5} Zhiting Hu¹

 Website: <https://firebench.github.io>

Abstract

Autonomous agents powered by large language models (LLMs) promise to accelerate scientific discovery end-to-end, but rigorously evaluating their capacity for *verifiable* discovery remains a central challenge. Existing benchmarks face a trade-off: they either heavily rely on LLM-as-judge evaluations of automatically generated research outputs or optimize convenient yet isolated performance metrics that provide coarse proxies for scientific insight. To address this gap, we introduce FIRE-BENCH (Full-cycle Insight Rediscovery Evaluation), a benchmark that evaluates agents through the rediscovery of established findings from recent, high-impact machine learning research. Agents are given only a high-level research question extracted from a published, verified study and must autonomously explore ideas, design experiments, implement code, execute their plans, and derive conclusions supported by empirical evidence. We evaluate a range of state-of-the-art agents with frontier LLMs backbones like gpt-5 on FIRE-BENCH. Our results show that full-cycle scientific research remains challenging for current agent systems: even the strongest agents achieve limited rediscovery success (<50 F1), exhibit high variance across runs, and display recurring failure modes in experimental design, execution, and evidence-based reasoning. FIRE-BENCH provides a rigorous and diagnostic framework for measuring progress toward reliable agent-driven scientific discovery.

ing scientific discovery at an unprecedented scale. These “AI researchers” are increasingly capable of automating discrete stages of the research lifecycle, from literature synthesis (Zheng et al., 2025; Schmidgall & Moor, 2025), hypothesis generation (Baek et al., 2024; Si et al., 2024), to coding (Tian et al., 2024; Chan et al., 2024), experimentation (Kon et al., 2025), and data analysis (Majumder et al.; Gu et al., 2024; Gao et al., 2025). However, a fundamental challenge lies in rigorously evaluating their capacity for genuine scientific discovery. Validating novel outcomes often requires resource-intensive, real-world verification, such as wet-lab experiments or large-scale human expert studies, making evaluation especially difficult for agents intended to automate the full research cycle from problem formulation to empirical conclusion (Lu et al., 2024; Yamada et al., 2025; Schmidgall et al., 2025).

Existing benchmarks for full-cycle research agents largely follow two evaluation paradigms. The first and more ambitious one evaluates agents for generating a complete research paper on a high-level research question (Lu et al., 2024; Yamada et al., 2025; Schmidgall et al., 2025). While this setting is expressive, assessing the scientific validity of generated papers at scale is difficult, and many approaches rely heavily on LLM-based judging as a proxy for expert evaluation (Zheng et al., 2023; Schroeder & Wood-Doughty, 2024; Yin et al., 2025). The second paradigm avoids subjective evaluation of papers by focusing on machine learning tasks with a single performance metric, such as improving model accuracy on a leaderboard (Huang et al., 2024b; Chan et al., 2024; Wijk et al., 2024). While objective and scalable, these benchmarks often emphasize replication (Starace et al., 2025) and provide limited insight into the broader scientific reasoning process underlying an agent’s behavior.

To address these limitations, we introduce FIRE-BENCH (Full-cycle Insight Rediscovery Evaluation), a benchmark designed to evaluate an agent’s ability to conduct a full cycle of empirical research and arrive at a verifiable scientific conclusion. Rather than asking agents to generate novel and unverified claims, FIRE-BENCH evaluates whether agents can rediscover established, non-trivial findings from recent machine learning literature. Each task is derived from a

1. Introduction

The emergence of autonomous agents powered by large language models (LLMs) holds the promise of accelerat-

¹UC San Diego ²Johns Hopkins University ³Cornell University ⁴MBZUAI ⁵CMU. Correspondence to: Zhen Wang <zhenwang9102@gmail.com>.

	Full Cycle	Insight Driven	Grounded Eval.	Method Explor.
Method Repl./Eng.	✓	✗	✓	✗
Isolated Stage Auto.	✗	✗	✓	✗
Full Paper Gen.	✓	✓	✗	✓
FIRE-Bench	✓	✓	✓	✓

Figure 1. Comparing FIRE-BENCH with other types of benchmarks for research automation, including full paper generation (Lu et al., 2024; Yamada et al., 2025), isolated stage automation (e.g., ideation, execution, etc.), and method replication & engineering (Starace et al., 2025; Chan et al., 2024).

high-impact empirical analysis paper on LLM behavior, whose central findings are well documented, peer reviewed, and computationally verifiable. Importantly, FIRE-BENCH is not a direct reproducibility task. Agents are provided only with a high-level research question, while the original experimental design, implementation details, and analytical pathway are withheld. This formulation creates a constrained yet open-ended discovery problem that requires agents to independently plan, experiment, and analyze evidence to recover the target insight.

Building on this formulation, FIRE-BENCH comprises 30 benchmark tasks, with one task derived from each selected empirical analysis paper. Agent outcomes are evaluated by comparing synthesized conclusions against human-authored findings using claim-level precision, recall, and F_1 scores. We evaluate a range of state-of-the-art agents, including *OpenHands* (Wang et al., 2025), OpenAI’s *Codex*, and Anthropic’s *Claude Code*, using frontier LLM backbones such as gpt-5 and Claude-4-Sonnet. Our results show that full-cycle scientific research remains challenging for all evaluated agents: overall performance is limited and exhibits substantial variance across runs. To better understand these failures, we introduce a structured error analysis framework that attributes errors to four stages of the research workflow, namely Research Planning, Implementation, Experimental Execution, and Conclusion Formation. We find that failures are dominated by deficiencies in Research Planning and Conclusion Formation. We further examine potential data contamination effects by disentangling performance across task difficulty levels and model knowledge cutoff dates, and find no strong evidence of systematic contamination. Taken together, these findings underscore the difficulty of reliable scientific automation and motivate the need for benchmarks such as FIRE-BENCH that enable systematic, scalable, and process-level evaluation.

2. Related Work

A growing body of work studies agents for scientific research. While research agents have been explored in do-

main such as chemistry and biology (Swanson et al., 2024; Bran et al., 2023; M. Bran et al., 2024; Gao et al., 2025), our work focuses on the automation of ML research, where rapid iteration, standardized evaluation, and relatively low experimental cost make systematic benchmarking feasible. Existing benchmarks can be broadly categorized by the extent of the research workflow they aim to evaluate.

Benchmarks for fragmented research stages. Many benchmarks assess agent capabilities at individual stages of the scientific workflow in isolation. In the early stages of research, benchmarks such as ResearcherBench (Xu et al., 2025) and DeepResearchBench (Du et al., 2025) evaluate an agent’s ability to conduct literature search and synthesis. For hypothesis and idea generation, IdeaBench (Guo et al., 2025) and ResearchBench (Liu et al., 2025b) focus on the novelty and feasibility of proposed research directions. The execution stage, particularly coding and data analysis, has received the most attention. Benchmarks such as SciCode (Tian et al., 2024) evaluate general scientific programming ability, while BLADE (Gu et al., 2024), DiscoveryBench (Majumder et al.), and ScienceAgentBench (Chen et al.) emphasize post-hoc data analysis and hypothesis testing. These benchmarks provide valuable insights into specific competencies, but they do not explicitly evaluate an agent’s ability to integrate multiple stages into a coherent end-to-end research process.

Benchmarks for full-cycle research. More recent benchmarks aim to evaluate broader portions of the research cycle and generally fall into two paradigms. The first, which we term *metric-driven discovery*, tasks agents with improving a quantitative metric on a competitive task. Benchmarks such as MAgentBench (Huang et al., 2024b), MLE-Bench (Chan et al., 2024), and MLRC-Bench (Zhang et al., 2025) evaluate agents on engineering-oriented challenges or leaderboard-driven method discovery. While effective for measuring optimization and implementation skill, evaluation based on a single performance metric provides a limited view of an agent’s scientific reasoning process. A second paradigm focuses on *automated paper generation*, as explored in The AI Scientist (Lu et al., 2024) and Agent Laboratory (Schmidgall et al., 2025). Because large-scale human review is costly, these approaches often rely on LLM-based evaluators (Lu et al., 2024; Yamada et al., 2025; Weng et al., 2024). Although LLM-based judging can be useful as a component of evaluation, relying on it as the sole validation mechanism raises risks for rigorous scientific assessment.

Benchmarks for scientific reproducibility. Our formulation for insight rediscovery is most closely related to reproducibility benchmarks such as PaperBench (Starace et al., 2025), LMR-Bench (Yan et al., 2025), and related efforts (Siegel et al., 2024; Xiang et al., 2025; Kon et al., 2025), which leverage existing publications as ground truth.

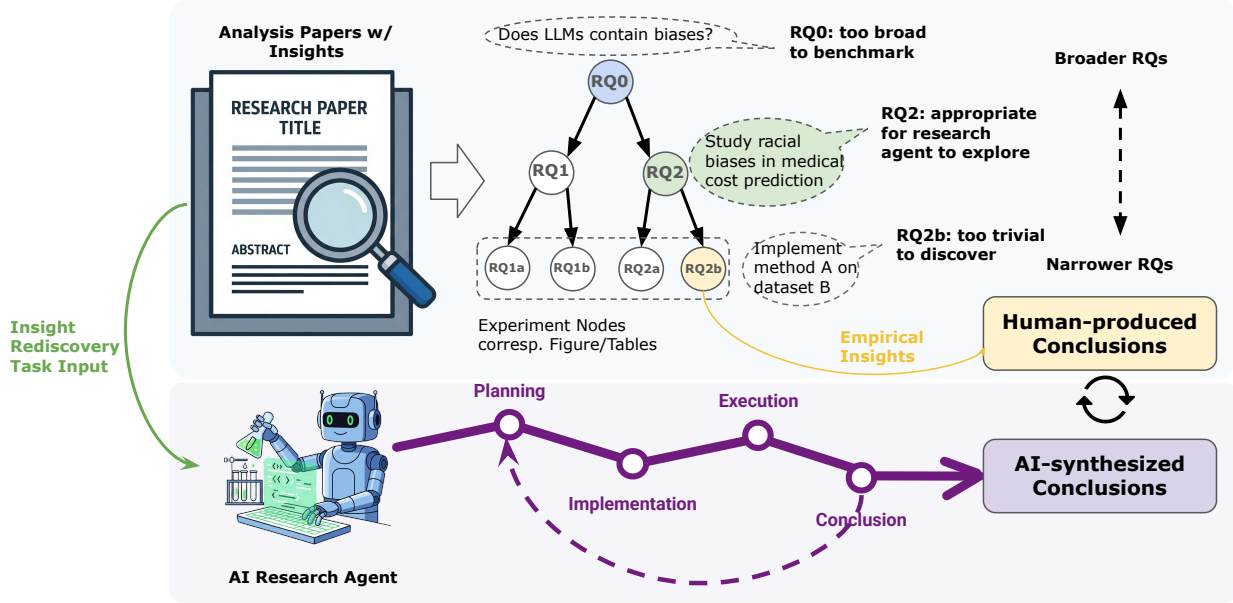


Figure 2. FIRE-BENCH presents an AI research agent with a high-level research question from a published study and evaluates its ability to autonomously rediscover the study’s central empirical finding. This formulation enables fine-grained comparison of the agent’s end-to-end research process with the original human workflow.

These benchmarks evaluate an agent’s ability to replicate reported experiments and results, typically by providing full access to the original paper, including methodology and expected outcomes. In contrast, FIRE-BENCH provides only a high-level research question while withholding the original experimental design, implementation details, and conclusions. This shifts the task from direct replication to constrained rediscovery and requires agents to independently design experiments and draw conclusions that can be evaluated against established empirical findings.

3. FIRE-BENCH: From Papers to Verifiable Discovery Tasks

3.1. Benchmark Construction

We construct FIRE-BENCH through a structured pipeline that transforms empirical analysis papers into verifiable discovery tasks by decomposition of research problems. The goal is to instantiate tasks that are sufficiently open-ended to allow exploration, while remaining grounded in concrete empirical evidence that enables objective evaluation.

Research-problem tree abstraction. Given an empirical analysis paper \mathcal{P} , we formalize its intellectual structure as a hierarchical **research-problem tree**, denoted $\mathcal{T}(\mathcal{P})$. As shown in Figure 2, this tree captures the authors’ reasoning trajectory, progressing from a high-level research question (e.g., “Do LLMs exhibit social biases?”) to specific experimental procedures used to substantiate individual findings. Formally, $\mathcal{T}(\mathcal{P})$ consists of three types of nodes:

- **Root node** (r): Represents the overarching research question of \mathcal{P} , typically derived from the title, abstract, or introduction.
- **Intermediate nodes** ($v_i \in \mathcal{V}_I$): Represent progressively narrower subproblems introduced by the authors as logical steps toward addressing the root question.
- **Leaf nodes** ($l_j \in \mathcal{L}$): Represent fully specified experimental tasks, each characterized by a dataset \mathcal{D}_j , method or model \mathcal{M}_j , and evaluation criteria \mathcal{C}_j . Each leaf node is explicitly grounded in reported results from \mathcal{P} (e.g., figures or tables), ensuring verifiability.

Automated tree extraction. To extract $\mathcal{T}(\mathcal{P})$ at scale, we employ an automated parsing procedure based on a fixed-prompt LLM extractor E_ϕ , instantiated using gpt-5 Pro with greedy decoding (temperature 0):

$$E_\phi : \Sigma^* \rightarrow \mathcal{T}, \quad \mathcal{T}(\mathcal{P}) = E_\phi(\mathcal{P}). \quad (1)$$

The extractor outputs the research-problem tree in a structured JSON format, explicitly encoding node types, hierarchical relationships, and associated experimental data. Prior work has shown that frontier LLMs can recover structured representations from complex technical documents when guided by carefully designed prompts (Ma et al., 2024). To assess extraction quality, we conduct human expert evaluation of the resulting trees along five predefined criteria, such as research question groundedness and structural coherence, to verify alignment with the original paper content. The extracted trees achieve high scores across all criteria, indicating that the procedure reliably captures the structure and content of the original papers. Detailed evaluation results

are reported in Appendix D, and the full extraction prompts are provided in Appendix G.

Task instantiation via constrained rediscovery. In principle, each leaf node $l_j \in \mathcal{L}$ could be instantiated as an independent benchmark task. However, exhaustively evaluating all leaf-level experimental tasks would be prohibitively expensive, as it would require agents to reproduce every experimental condition reported in \mathcal{P} . Instead, to balance evaluation coverage and computational budget, we focus on the central empirical findings of each paper.

Specifically, we first identify a target leaf node $l^* \in \mathcal{L}$ corresponding to a main figure or table in \mathcal{P} . We then select its parent node $v^* \in \mathcal{V}_I$ as the benchmark task prompt. Compared to the leaf node, v^* defines a higher-level research question that is less prescriptive about experimental details, thereby permitting exploratory reasoning while remaining sufficiently constrained for empirical validation.

The agent is provided with the research question from v^* together with the experimental scope (e.g., datasets) and evaluation criteria inherited from l^* , but without access to the original authors’ specific implementations or conclusions. The empirical result reported at l^* serves as the ground truth for evaluation. We refer to this formulation as a **constrained rediscovery** task: it relaxes methodological specification to permit exploration, while anchoring evaluation to a well-defined and verifiable empirical outcome.

3.2. Source Paper Selection and Filtering

The quality and validity of FIRE-BENCH depend critically on the selection of source papers. We curate a collection of **30** empirical analysis papers that study the behavior of LLMs, with one benchmark task derived from each paper, selected from top-tier ML venues (ICLR, ICML, and NeurIPS) in 2024 and 2025 as a proxy for research impact. Work appearing at these venues undergoes rigorous peer review and is typically subject to substantial scrutiny by the research community, which increases confidence in the reliability of the reported findings. The complete list of selected papers is provided in Table 5.

Paper selection follows a multi-stage filtering pipeline designed to ensure feasibility, reproducibility, and evaluative rigor. We begin with a keyword-based search over conference proceedings using terms such as “LLM” and “language model.” We then apply an LLM-based classifier (implemented using *gpt-4o-mini*) to identify papers whose primary contribution is the empirical analysis of LLM behavior, excluding works focused on new model architectures, evaluation benchmarks, training algorithms, or purely theoretical analysis. This step reduces the pool to about 50 candidates.

In the final stage, all remaining candidates are manually reviewed by two authors. Disagreements are resolved through

discussion to reach a consensus. Papers are retained only if they satisfy the following three criteria, resulting in a final benchmark set of 30 papers:

- **Open Inputs:** All experiments rely exclusively on publicly available datasets and models, with no extra resources required for replication.
- **Compute-Light Execution:** The core experiments are computationally tractable, runnable within 24 hours on modest hardware (e.g., 80GB A100 GPU), and do not require large-scale model training.
- **Non-trivial, Verifiable Insights:** Each paper reports specific empirical findings supported by explicit figures or tables, yielding concrete, testable claims suitable for rediscovery-based evaluation.

This filtering protocol ensures that FIRE-BENCH is constructed from reproducible, computationally feasible studies with clearly grounded empirical conclusions, enabling fair and meaningful evaluation of autonomous research agents.

3.3. Evaluation Protocol

We evaluate agent performance by comparing each agent’s final synthesized conclusion against the ground-truth findings reported in the source paper. Following the claim-centric evaluation paradigm of *RAGChecker* (Ru et al., 2024), we perform a fine-grained, claim-level comparison that measures whether agents correctly rediscover the key empirical insights.

Ground-truth and claim extraction. For each benchmark task, we define the ground-truth text as the result-bearing content associated with the target empirical finding, including the caption and relevant prose describing the corresponding figure or table in the source paper. Both the agent-generated conclusion and the ground-truth text are decomposed into sets of *atomic, verifiable claims*, denoted C_{agent} and C_{gt} , respectively. Each atomic claim corresponds to a single quantitative, directional, or comparative empirical assertion (e.g., a performance difference, trend, or statistically supported observation). Claim extraction is automated using a fixed-prompt LLM-based extractor implemented with *gpt-5.2*. Identical extraction procedures are applied to both agent and ground-truth texts to ensure consistency. The full extraction prompts are provided in Appendix G.

Claim matching and scoring. To assess correctness, each claim in C_{agent} is compared against the set C_{gt} using an LLM-based semantic entailment classifier. A generated claim is counted as a true positive if it is entailed by at least one claim in C_{gt} under a fixed matching criterion that accounts for semantic equivalence. Claims not supported by any ground-truth claim are counted as false positives, while ground-truth claims with no entailed generated counterpart are counted as false negatives. The same judge model (*gpt-5.2*) is

used for all agents to ensure evaluation fairness. Based on the resulting matches, we compute standard metrics at the claim level: Precision, defined as the fraction of generated claims that are correct; Recall, defined as the fraction of ground-truth claims that are successfully rediscovered; and their harmonic mean, the F_1 score.

Reliability and validity checks. To assess the reliability of this automated evaluation, we perform human validation on a subset of reference instances (33%). We observe a precision of 0.95, a recall of 0.86, and an F_1 score of 0.89, indicating that the automated protocol provides a stable approximation of human judgment. The evaluation details and further analysis of the evaluator failure modes are included in Appendix E.

4. Experiments

Agent frameworks & LLMs. We evaluate three state-of-the-art coding agents with different LLM backbones on FIRE-BENCH. Specifically, we include *OpenHands* (Wang et al., 2025), an open-source multi-agent system designed for autonomous software development. It is built on the CodeAct architecture (Wang et al., 2024) and augmented with additional agents for sub-tasks, like information gathering and step-level evaluation, as well as specialized tools. For further details, we refer readers to the corresponding paper and code repository.¹ For *OpenHands*, we experiment with both `gpt-o4-mini` and `gpt-5`. To ensure a comprehensive comparison, we also include two proprietary subscription-based agents: OpenAI’s *Codex* and Anthropic’s *Claude Code*. Each is evaluated with its default LLM, namely `gpt-5-medium` for *Codex* and *Claude-4-Sonnet* for *Claude Code*.² While the implementation details of proprietary agents (e.g., *Claude Code*) are not publicly available, we ensure that all agents have access to necessary tools, such as shell execution and file operation, for task execution.

Experimental details. We run each agent in a sandbox environment via its Command-Line Interface (CLI). The sandbox is hosted on a GPU node with eight 80GB A100 GPUs, and all necessary API keys are configured locally. Each agent’s working directory contains an instruction file specifying the task information (e.g., research question and experimental constraints, as described in §3), along with the provided datasets. We do not preconfigure additional environments (e.g., installing Python packages), as we regard such setup as part of the agents’ capabilities. Later trajectory inspection confirms that the current coding agents

¹<https://github.com/All-Hands-AI/OpenHands>

²Experiments were conducted primarily in August 2025; default checkpoints for proprietary agents may change over time. We adopt the defaults to reflect their optimized settings.

Table 1. Agent performance on FIRE-BENCH. OH denotes *OpenHands*, CX denotes *Codex*, and CC denotes *Claude Code*. *Claude Code* achieves the highest average performance with an F_1 score of 46.7, while exhibiting substantial variance across runs, highlighting both the difficulty of FIRE-BENCH and the sensitivity of agent performance to execution trajectories.

#	Agent	Prec.	Recall	F_1 Score
1	CC _(Sonnet-4)	52.1 \pm 26.1	48.3 \pm 24.8	46.7 \pm 23.4
2	CX _(gpt-5-med.)	44.8 \pm 24.1	49.0 \pm 28.5	41.9 \pm 25.4
3	OH _(gpt-5)	41.7 \pm 22.7	41.4 \pm 24.9	37.9 \pm 23.0
4	OH _(o4-mini)	36.8 \pm 18.5	36.6 \pm 19.2	31.9 \pm 17.6

can handle these setup tasks effectively. A potential concern is that agents might attempt to retrieve the original paper via web search instead of generating their own experimental plan. However, trajectory inspection shows that agents consistently followed our instructions for exploration.³ Each task-agent pair is executed three times to assess reproducibility, and we report the mean performance along with standard deviation. No hard runtime limit is imposed, though most runs complete within one hour.

5. Results & Analyses

5.1. Main Results

Table 1 reports claim-level F_1 scores (mean \pm standard deviation) aggregated over all benchmark tasks and three independent runs per task for each agent.

Overall performance is low and highly variable. Across all agents, performance remains limited. The strongest system, *Claude Code*, achieves an average F_1 score of 46.7, followed by *Codex* at 41.9, *OpenHands* (`gpt-5`) at 37.9, and *OpenHands* (`o4-mini`) at 31.9. These results indicate that consistently rediscovering non-trivial empirical findings remains challenging for current agents under our evaluation setting. In addition to low mean performance, we observe substantial variability across repeated runs on the same task. Standard deviations are high for nearly all agent-task pairs, reflecting sensitivity to stochasticity in the underlying agent execution process. For example, on the *Lost in the Middle* task, *OpenHands* (`o4-mini`) achieves 57.0 ± 40.5 , while on *Awareness Detection*, *Claude Code* achieves 66.7 ± 47.1 . The combination of low average performance and high run-to-run variance suggests that agent success is not only limited but also inconsistent, raising concerns about reproducibility in settings where reliable

³One possible mitigation, as explored in Starace et al. (2025), is to blacklist specific webpages within the agent’s browsing tool. In practice, we observed no such behavior, and agents adhered to our experimental instructions. Moreover, implementing blacklists is technically infeasible for proprietary agents. A systematic treatment of this issue is left to future work.

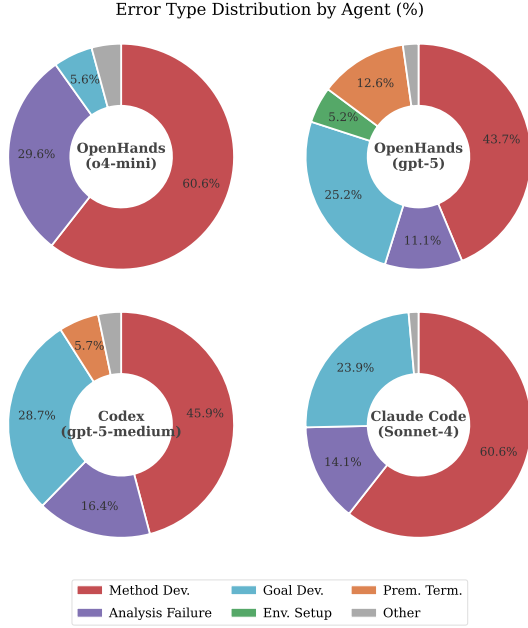


Figure 3. Error Distribution of four evaluated agents. Different agents exhibit similar error distributions, with failures in *Research Planning* and *Conclusion Formation* accounting for the majority of errors.

scientific conclusions are required.

Performance varies with task structure. We observe that agent performance differs systematically across tasks with distinct structural requirements. In particular, agents tend to perform better on tasks whose experimental procedures follow a relatively direct and well-specified sequence, while performance degrades on tasks that require multi-step experimental design or explicit control-based reasoning.

- Stronger performance on procedurally direct tasks:** Agents achieve their highest scores on tasks where the evaluation objective is explicit, and the experimental workflow is largely predetermined. Representative examples include *Lost in the Middle* (best observed F_1 : 91.7), *Persona with Catch* (88.6), *CoT Without Prompting* (82.6), and *Hallucination Snowballing* (80.9), where successful completion primarily involves implementing a clearly defined experimental pipeline. In these cases, the task reduces to executing a complex yet well-scoped engineering process, where agents are comparatively more effective.
- Degraded performance on tasks requiring control-based design:** In contrast, performance drops substantially on tasks that require designing and reasoning about controlled comparisons. For example, in *LLM Racial Bias in Medicine*, the core empirical insight depends on constructing a counterfactual control by removing racial indicators and then selectively reintroducing them to isolate causal effects. Across all evaluated agents and runs, we observe that agents consistently fail to recover this

Table 2. Distribution of false-positive claims across agents. Most false positives are either *Contradictory* or *Unrelated*, and *Alternative* conclusions are rare.

Agent	Contrad.	Unrelated	Overg.	Alter.
OH (o4-mini)	42.0	47.7	5.7	4.5
OH (gpt-5)	66.7	28.3	0.0	5.0
CX (gpt-5-med.)	70.9	14.0	4.7	10.5
CC (Sonnet-4)	65.5	10.9	12.7	10.9

control-based experimental structure. Instead, agents introduce race information directly without establishing an appropriate baseline, resulting in conclusions that do not align with the source paper’s findings. This behavior highlights limitations in agents’ ability to design experiments that explicitly isolate causal factors.

Frontier models lead overall, but substantial gaps remain. Among the evaluated agentic systems, *Claude Code* (Claude-4-Sonnet) achieves the highest average performance and attains the best observed result on 13 of the 30 benchmark tasks. *Codex* (gpt-5-medium) follows with the top score on 9 tasks, while *OpenHands* (gpt-5) leads on 6 tasks. Within the OpenHands framework, upgrading the backbone model from o4-mini to gpt-5 yields an average F_1 improvement of 6.1 points (31.9 to 37.9), indicating that stronger underlying models contribute meaningfully to performance. Nevertheless, even the strongest frontier models exhibit consistent failure modes on tasks requiring non-trivial experimental design, suggesting that advances in model capability alone are insufficient to close the gap on full-cycle scientific reasoning.

5.2. Fine-Grained Error Analysis

Diagnostic framework for error analysis. To better understand the sources of agent failure, we perform a *claim-level* error analysis grounded in agent execution traces. We introduce a diagnostic framework that attributes each false-positive and false-negative claim to a specific failure stage in the agent’s exploration pipeline. Our framework focuses on four stages that reflect the structure of autonomous research workflows: *Research Planning*, *Implementation*, *Experimental Execution*, and *Conclusion Formation*. For each stage, we define a set of representative error types, resulting in a total of 16 categories. These categories are derived through iterative inspection of agent trajectories on a pilot subset of tasks and refined to ensure that they capture common failure patterns while remaining mutually exclusive within each stage. Complete definitions of all stages and error categories are provided in Appendix H.

Error attribution procedure. Direct manual inspection of agent logs is challenging due to their length (often thousands of lines) and the interleaving of LLM reasoning, code execu-

tion, and tool calls. To enable scalable error attribution, we adopt a hybrid LLM-assisted and human-verified annotation procedure. For each erroneous claim, we provide an LLM with the full agent trajectory, the original research paper, and the ground-truth conclusions. The LLM is instructed to: (1) identify the pipeline stage at which the error first arises, (2) assign a specific error type from the predefined taxonomy, and (3) produce a rationale that cites concrete evidence from the trajectory (e.g., code snippets, tool outputs, or reasoning steps). The LLM serves solely as an assistive tool to surface candidate error attributions. All generated annotations are subsequently reviewed by authors, who verify correctness and resolve ambiguous cases through discussion (see details in Appendix F).

Error distribution and qualitative observations. Figure 3 summarizes the distribution of error types across agents. While absolute performance differs, agents exhibit broadly similar error distributions, with failures in *Research Planning* (e.g., *Method Deviation*, *Goal Deviation*) and *Conclusion Formation* (e.g., unsupported or overgeneralized claims) accounting for the majority of errors. We emphasize that this similarity is qualitative rather than a claim of statistical equivalence; a more detailed breakdown by agent and task type is provided in Appendix G. These results suggest that current agents share common structural weaknesses across the research pipeline, independent of backbone model choice.

False-positive analysis and rediscovery limitations. A potential limitation of the rediscovery paradigm is that agents may uncover novel and valid findings through exploration, yet be penalized for not aligning with the original paper’s conclusions. To assess how often this occurs, we analyze the nature of agents’ false-positive claims. We categorize each false-positive claim into four mutually exclusive types based on its relationship to the task and ground truth: *Contradictory* (conflicts with the reported finding), *Unrelated* (does not address the research question), *Overgeneralized* (extends claims beyond the supported evidence), and *Alternative* (plausible hypotheses or patterns related to the task that are not supported by the original results). The *Alternative* category is of particular interest, as it captures cases where agents may produce reasonable but non-aligned conclusions rather than clear errors.

Table 2 shows that most false positives across all agents are either *Contradictory* or *Unrelated*, accounting for 76.4% to 95.0% of errors depending on the agent. In contrast, *Alternative* conclusions are rare, comprising only 4.5% to 10.9% of false positives. Although stronger models produce slightly more alternative conclusions, such cases remain uncommon and rarely recover the core empirical findings. Overall, deviations from ground truth in FIRE-BENCH are dominated by clear reasoning or relevance failures rather

Table 3. Cost summary across agents (\$).

Agent	Total	Avg/Task	Min	Max	Avg F_1
OH (o4-mini)	8.90	0.59	0.23	1.34	31.9
OH (gpt-5)	10.74	0.72	0.32	1.38	37.9
CX (gpt-5-med.)	2.21	0.15	0.05	0.37	41.9
CC (Sonnet-4)	12.67	0.84	0.40	1.56	46.7

than by independently valid scientific insights, a limitation inherent to the rediscovery setting.

5.3. Cost-Efficiency Analysis

Beyond performance, the practical viability of autonomous research agents depends on their operational cost. We analyze API-based monetary costs for each agent under a fixed evaluation protocol. Table 3 reports the total cost aggregated across all tasks as well as the average cost per task. For *Claude Code* and *OpenHands*, costs are computed directly from recorded API usage. *Codex* only reports total token counts; for this agent, we estimate cost using public pricing for its underlying model (gpt-5-medium) under an assumed 3:1 input-to-output token ratio based on aggregate statistics from llm-stats.com.⁴ While absolute values may vary under different assumptions, relative trends are stable under reasonable ratios. All agents are evaluated on the same task set with same three runs and stopping criteria.

Performance-cost trade-off. We observe a positive association between average performance and cost. The strongest-performing agent, *Claude Code* (average $F_1 = 46.7$), also incurs the highest total cost (\$12.67). A similar pattern appears within *OpenHands*: upgrading the backbone from o4-mini to gpt-5 increases total cost by 21% (\$8.90 to \$10.74) while improving average F_1 by 6.1 points (31.9 to 37.9). These results indicate that stronger model backbones tend to improve performance at the expense of higher resource usage. Despite this trend, *Codex* achieves a favorable cost-performance balance, attaining an average F_1 of 41.9 at an estimated total cost of \$2.21. Execution logs indicate that this efficiency primarily reflects shorter action sequences and lower token usage. At the task level, costs vary with execution complexity: tasks requiring longer reasoning chains or repeated tool interactions (e.g., *LLMs Lack Self-Correction*, *ICL from Repetition*) are consistently among the most expensive across agents. Overall, these results highlight a clear performance-cost trade-off, while also indicating that improved execution efficiency can substantially reduce cost without proportionally sacrificing performance.

5.4. Data Contamination Analysis

A central concern for rediscovery-based evaluation is whether agent performance is inflated by memorization of

⁴<https://llm-stats.com>

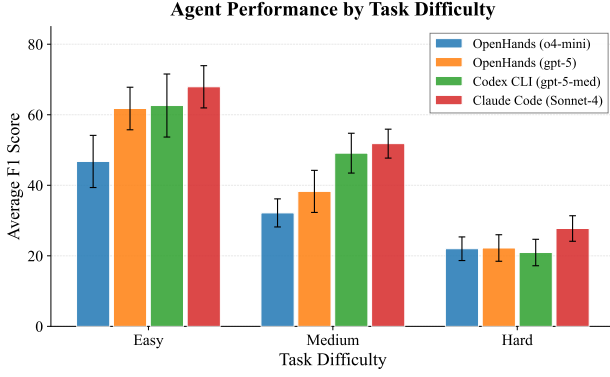


Figure 4. Agent performance stratified by difficulty level. The clear monotonic relationship supports the validity of the proposed difficulty measure.

benchmark papers that may appear in model training data. Assessing this effect is non-trivial, as publication date alone is an imperfect proxy for training exposure and may be confounded with task difficulty. To disentangle these factors, we analyze performance stratified jointly by task difficulty and knowledge cutoff.

Task difficulty stratification. We categorize each benchmark task into three difficulty levels (*Easy*, *Medium*, *Hard*) using a rubric defined along three axes: (1) *Conceptual Decomposition* (linear solution path vs. multi-stage experimental design), (2) *Confound Control* (simple comparisons vs. explicit counterfactual construction), and (3) *Analysis Complexity* (single-metric evaluation vs. calibration or sensitivity analysis). Each axis is scored on a 1–3 scale, with the sum mapped to *Easy* (3–4), *Medium* (5–6), or *Hard* (7–9). Difficulty labels are assigned independently of agent performance. Full rubric definitions and per-task annotations are provided in Appendix C. Figure 4 shows performance stratified by difficulties, revealing a clear monotonic relationship that supports the validity of the difficulty measure.

Cutoff-based comparison conditioned on difficulty We compare agent performance on tasks published before versus after each model’s knowledge cutoff, stratified by difficulty level. While publication date does not guarantee inclusion or exclusion from training data, a strong contamination effect would be expected to manifest as consistently higher performance on pre-cutoff tasks *within the same difficulty category*. Results are summarized in Table 4. Across difficulty levels, we observe no consistent advantage for pre-cutoff tasks. For *Hard* tasks, both *OpenHands* (o4-mini) and *OpenHands* (gpt-5) achieve higher average F_1 scores on post-cutoff tasks ($15.4 \rightarrow 24.8$ and $22.6 \rightarrow 31.0$, respectively). *Medium*-difficulty tasks exhibit mixed trends: o4-mini shows a slight increase ($31.9 \rightarrow 33.6$), while gpt-5 shows a decrease ($44.5 \rightarrow 23.1$), which may reflect higher variance and smaller sample sizes. For *Easy* tasks, o4-mini shows a decline ($58.9 \rightarrow 42.1$), whereas gpt-5 remains relatively stable.

Table 4. Claim-level F_1 scores stratified by task difficulty and publication time relative to model knowledge cutoffs. The knowledge cutoff dates are 2024-06-01 for o4-mini and 2024-09-30 for gpt-5. No consistent advantage for pre-cutoff tasks is observed.

Agent	Category	F_1 Before (n)	F_1 After (n)
OpenHands _(o4-mini)	Easy	58.9 ± 1.9 (2)	42.1 ± 21.4 (5)
	Medium	31.9 ± 9.0 (5)	33.6 ± 16.8 (8)
	Hard	15.4 ± 4.6 (2)	24.8 ± 8.8 (8)
OpenHands _(gpt-5)	Easy	62.3 ± 17.3 (6)	61.6 ± 0.0 (1)
	Medium	44.5 ± 15.1 (7)	23.1 ± 23.8 (6)
	Hard	22.6 ± 14.8 (5)	31.0 ± 4.4 (5)

In summary, these results do not indicate a systematic performance advantage on pre-cutoff tasks after controlling for task difficulty. However, we emphasize that this analysis is necessarily coarse: knowledge cutoff dates are approximate, training data composition is unknown, and per-category sample sizes are limited. Our findings, therefore, suggest the absence of a strong contamination signal rather than proving its absence. Given the small size of the benchmark, stratification by difficulty is essential to avoid misleading conclusions based solely on the publication date.

6. Conclusions

In this work, we introduce FIRE-BENCH, a benchmark for evaluating autonomous research agents on full-cycle scientific research tasks via constrained rediscovery of established empirical findings, enabling objective, reproducible, end-to-end assessment of scientific reasoning without relying on subjective paper-level judgments. Across 30 recent, high-impact ML analysis tasks, state-of-the-art agents achieve limited rediscovery success (<50 F_1) with high run-to-run variance, revealing that full-cycle research automation remains fragile. Fine-grained diagnostics show that failures are dominated not by low-level coding now, but by research planning and evidence-to-conclusion reasoning, particularly in designing appropriate controls and faithfully synthesizing empirical results; moreover, most false positive errors are clearly contradictory or irrelevant rather than valid alternatives, indicating the lack of creativity for now.

These findings position FIRE-BENCH as both a rigorous benchmark and a diagnostic tool, and suggest clear directions for future improvements in *benchmarks*, including process-level evaluation, execution-grounded conclusions, broader scientific domains, and stronger defenses against shortcut memorization, and in *autonomous agents*, where progress will require method advances, such as improved strategic planning, experimental design, empirical inference and research creativity. Together, these directions chart a path toward more reliable, interpretable, and systematically measurable AI research agents

Impact Statement

This paper introduces FIRE-BENCH, a benchmark for evaluating the ability of autonomous, LLM-based agents to rediscover established scientific findings through full-cycle experimental reasoning. The primary goal of this work is to advance the ML field by providing a more rigorous and diagnostic evaluation framework for scientific discovery capabilities. As an evaluation benchmark, FIRE-BENCH does not introduce new models or deployment mechanisms, but rather assesses existing systems under controlled conditions.

Potential societal impacts are therefore indirect and largely aligned with well-established implications of research on LLMs and autonomous agents. By highlighting current limitations, failure modes, and reliability concerns, this work may help prevent premature or overconfident deployment of automated research systems in high-stakes scientific settings. At the same time, improved benchmarks for scientific reasoning may contribute to the development of more robust, interpretable, and trustworthy AI systems in the long term. We do not foresee immediate negative societal consequences arising uniquely from this work beyond those already associated with the broader study of ML systems.

References

- Alabdulmohsin, I. and Steiner, A. P. A tale of two structures: Do llms capture the fractal complexity of language? In *International Conference on Machine Learning (ICML)*, 2025. URL <https://openreview.net/forum?id=p2smPMRQae>. Poster.
- Baek, J., Jauhar, S. K., Cucerzan, S., and Hwang, S. J. Researchagent: Iterative research idea generation over scientific literature with large language models. *arXiv preprint arXiv:2404.07738*, 2024.
- Binder, F. J., Chua, J., Korbak, T., Sleight, H., Hughes, J., Long, R., Perez, E., Turpin, M., and Evans, O. Looking inward: Language models can learn about themselves by introspection. In *International Conference on Learning Representations (ICLR)*, 2025. URL <https://openreview.net/forum?id=eb5pkwIB5i>. Poster.
- Bran, A. M., Cox, S., Schilter, O., Baldassari, C., White, A. D., and Schwaller, P. Chemcrow: Augmenting large-language models with chemistry tools. *arXiv preprint arXiv:2304.05376*, 2023.
- Chan, J. S., Chowdhury, N., Jaffe, O., Aung, J., Sherburn, D., Mays, E., Starace, G., Liu, K., Maksin, L., Patwardhan, T., et al. Mle-bench: Evaluating machine learning agents on machine learning engineering. *arXiv preprint arXiv:2410.07095*, 2024.
- Chen, X., Chi, R. A., Wang, X., and Zhou, D. Premise order matters in reasoning with large language models. In *Proceedings of the 41st International Conference on Machine Learning, ICML’24*. JMLR.org, 2024a.
- Chen, Y., Zhong, R., Ri, N., Zhao, C., He, H., Steinhardt, J., Yu, Z., and Mckeown, K. Do models explain themselves? Counterfactual simulatability of natural language explanations. In Salakhutdinov, R., Kolter, Z., Heller, K., Weller, A., Oliver, N., Scarlett, J., and Berkenkamp, F. (eds.), *Proceedings of the 41st International Conference on Machine Learning*, volume 235 of *Proceedings of Machine Learning Research*, pp. 7880–7904. PMLR, 21–27 Jul 2024b. URL <https://proceedings.mlr.press/v235/chen24b1.html>.
- Chen, Y., Benton, J., Radhakrishnan, A., Uesato, J., Denison, C., Schulman, J., Somani, A., Hase, P., Wagner, M., Roger, F., Mikulik, V., Bowman, S. R., Leike, J., Kaplan, J., and Perez, E. Reasoning models don’t always say what they think, 2025. URL <https://arxiv.org/abs/2505.05410>.
- Chen, Y. et al. Aha: Are llms aware of their hallucinations? metacognitive assessment of llm reasoning. *arXiv preprint*, 2024c.
- Chen, Z., Chen, S., Ning, Y., Zhang, Q., Wang, B., Yu, B., Li, Y., Liao, Z., Wei, C., Lu, Z., et al. Scienceagent-bench: Toward rigorous assessment of language agents for data-driven scientific discovery. In *The Thirteenth International Conference on Learning Representations*.
- Du, M., Xu, B., Zhu, C., Wang, X., and Mao, Z. Deep-research bench: A comprehensive benchmark for deep research agents. *arXiv preprint arXiv:2506.11763*, 2025.
- Fang, J. et al. Lifebench: Evaluating length instruction following in large language models. In *Advances in Neural Information Processing Systems, Datasets and Benchmarks Track*, volume 38, 2025.
- Gao, Y., Wang, Z., Chen, J., Antkowiak, M., Hu, M., Kong, J., Pratt, D., Liu, J., Ma, E., Hu, Z., et al. scipilot: Large language model reasoning toward automated single-cell analysis and discovery. In *The Thirty-ninth Annual Conference on Neural Information Processing Systems*, 2025.
- Gu, K., Shang, R., Jiang, R., Kuang, K., Lin, R.-J., Lyu, D., Mao, Y., Pan, Y., Wu, T., Yu, J., et al. Blade: Benchmarking language model agents for data-driven science. In *Findings of the Association for Computational Linguistics: EMNLP 2024*, pp. 13936–13971, 2024.
- Guo, S., Shariatmadari, A. H., Xiong, G., Huang, A., Kim, M., Williams, C. M., Bekiranov, S., and Zhang, A. Ideabench: Benchmarking large language models for research idea generation. In *Proceedings of the 31st ACM*

- SIGKDD Conference on Knowledge Discovery and Data Mining V. 2*, pp. 5888–5899, 2025.
- Gupta, S., Shrivastava, V., Deshpande, A., Kalyan, A., Clark, P., Sabharwal, A., and Khot, T. Bias runs deep: Implicit reasoning biases in persona-assigned LLMs. In *The Twelfth International Conference on Learning Representations*, 2024. URL <https://openreview.net/forum?id=kGteeZl8Ir>.
- Gurnee, W. and Tegmark, M. Language models represent space and time. In *The Twelfth International Conference on Learning Representations*, 2024. URL <https://openreview.net/forum?id=jE8xbmvFin>.
- Heo, J., Xiong, M., Heinze-Deml, C., and Narain, J. Do llms estimate uncertainty well in instruction-following? In *International Conference on Learning Representations (ICLR)*, 2025. URL <https://openreview.net/forum?id=IHp3vOVQO2>. Poster.
- Hosseini, H. and Khanna, S. Distributive fairness: How fair are large language models in resource allocation? In *Advances in Neural Information Processing Systems*, volume 38, 2025.
- Huang, J., Chen, X., Mishra, S., Zheng, H. S., Yu, A. W., Song, X., and Zhou, D. Large language models cannot self-correct reasoning yet. In *The Twelfth International Conference on Learning Representations*, 2024a. URL <https://openreview.net/forum?id=Ikmd3fKBPQ>.
- Huang, Q., Vora, J., Liang, P., and Leskovec, J. Mlagent-bench: evaluating language agents on machine learning experimentation. In *Proceedings of the 41st International Conference on Machine Learning*, pp. 20271–20309, 2024b.
- Ivgi, M., Yoran, O., Berant, J., and Geva, M. From loops to oops: Fallback behaviors of language models under uncertainty. *arXiv preprint arXiv:2407.06071*, 2024. URL <https://arxiv.org/abs/2407.06071>.
- Kon, P. T. J., Liu, J., Zhu, X., Ding, Q., Peng, J., Xing, J., Huang, Y., Qiu, Y., Srinivasa, J., Lee, M., et al. Exp-bench: Can ai conduct ai research experiments? *arXiv preprint arXiv:2505.24785*, 2025.
- Li, A., Chen, H., Namkoong, H., and Peng, T. Llm generated persona is a promise with a catch. In *Advances in Neural Information Processing Systems*, volume 38, 2025a. Position Paper Track.
- Li, B. Z., Kim, B., and Wang, Z. Questbench: Can llms ask the right question to acquire information in reasoning tasks? In *Advances in Neural Information Processing Systems, Datasets and Benchmarks Track*, volume 38, 2025b.
- Liang, B. et al. Seca: Semantic equivalent adversarial examples cause language models to hallucinate. In *Advances in Neural Information Processing Systems*, volume 38, 2025.
- Liu, N. F., Lin, K., Hewitt, J., Paranjape, A., Bevilacqua, M., Petroni, F., and Liang, P. Lost in the middle: How language models use long contexts. *Transactions of the Association for Computational Linguistics*, 12:157–173, 2024. doi: 10.1162/tacl_a_00638. URL <https://aclanthology.org/2024.tacl-1.9/>.
- Liu, R., Geng, J., Peterson, J., Sucholutsky, I., and Griffiths, T. L. Large language models assume people are more rational than we really are. In *International Conference on Learning Representations (ICLR)*, 2025a. URL <https://openreview.net/forum?id=dAeET8gxqg>. Poster.
- Liu, Y., Yang, Z., Xie, T., Ni, J., Gao, B., Li, Y., Tang, S., Ouyang, W., Cambria, E., and Zhou, D. Research-bench: Benchmarking llms in scientific discovery via inspiration-based task decomposition. *arXiv preprint arXiv:2503.21248*, 2025b.
- Lu, C., Lu, C., Lange, R. T., Foerster, J., Clune, J., and Ha, D. The ai scientist: Towards fully automated open-ended scientific discovery. *arXiv preprint arXiv:2408.06292*, 2024.
- M. Bran, A., Cox, S., Schilter, O., Baldassari, C., White, A. D., and Schwaller, P. Augmenting large language models with chemistry tools. *Nature Machine Intelligence*, 6 (5):525–535, 2024.
- Ma, Z., Chen, A. R., Kim, D. J., Chen, T.-H., and Wang, S. Lmparser: An exploratory study on using large language models for log parsing. In *Proceedings of the IEEE/ACM 46th International Conference on Software Engineering*, pp. 1–13, 2024.
- Majumder, B. P., Surana, H., Agarwal, D., Mishra, B. D., Meena, A., Prakhar, A., Vora, T., Khot, T., Sabharwal, A., and Clark, P. Discoverybench: Towards data-driven discovery with large language models. In *The Thirteenth International Conference on Learning Representations*.
- Needham, J., Edkins, G., Pimpale, G., Bartsch, H., and Hobbhahn, M. Large language models often know when they are being evaluated, 2025. URL <https://arxiv.org/abs/2505.23836>.
- Rozen, N., Bezalel, L., Elidan, G., Globerson, A., and Daniel, E. Do llms have consistent values? In *International Conference on Learning Representations (ICLR)*, 2025. URL <https://openreview.net/forum?id=8zxGruuzr9>. Poster.

- Ru, D., Qiu, L., Hu, X., Zhang, T., Shi, P., Chang, S., Jiayang, C., Wang, C., Sun, S., Li, H., Zhang, Z., Wang, B., Jiang, J., He, T., Wang, Z., Liu, P., Zhang, Y., and Zhang, Z. RAGChecker: A fine-grained framework for diagnosing retrieval-augmented generation. In *The Thirty-eight Conference on Neural Information Processing Systems Datasets and Benchmarks Track*, 2024. URL <https://openreview.net/forum?id=J9oefdGUuM>.
- Schmidgall, S. and Moor, M. Agentrxiv: Towards collaborative autonomous research. *arXiv preprint arXiv:2503.18102*, 2025.
- Schmidgall, S., Su, Y., Wang, Z., Sun, X., Wu, J., Yu, X., Liu, J., Liu, Z., and Barsoum, E. Agent laboratory: Using llm agents as research assistants. *arXiv preprint arXiv:2501.04227*, 2025.
- Schroeder, K. and Wood-Doughty, Z. Can you trust llm judgments? reliability of llm-as-a-judge. *arXiv preprint arXiv:2412.12509*, 2024.
- Sclar, M., Choi, Y., Tsvetkov, Y., and Suhr, A. Quantifying language models’ sensitivity to spurious features in prompt design or: How i learned to start worrying about prompt formatting. In *The Twelfth International Conference on Learning Representations*, 2024. URL <https://openreview.net/forum?id=RIu5lyNXjT>.
- Si, C., Yang, D., and Hashimoto, T. Can llms generate novel research ideas? a large-scale human study with 100+ nlp researchers. *arXiv preprint arXiv:2409.04109*, 2024.
- Siegel, Z. S., Kapoor, S., Nagdir, N., Stroebl, B., and Narayanan, A. Core-bench: Fostering the credibility of published research through a computational reproducibility agent benchmark. *arXiv preprint arXiv:2409.11363*, 2024.
- Sprague, Z. R., Yin, F., Rodriguez, J. D., Jiang, D., Wadhwa, M., Singhal, P., Zhao, X., Ye, X., Mahowald, K., and Durrett, G. To cot or not to cot? chain-of-thought helps mainly on math and symbolic reasoning. In *International Conference on Learning Representations (ICLR)*, 2025. URL <https://openreview.net/forum?id=w6nlcS8Kkn>. Poster.
- Starace, G., Jaffe, O., Sherburn, D., Aung, J., Chan, J. S., Maksin, L., Dias, R., Mays, E., Kinsella, B., Thompson, W., et al. Paperbench: Evaluating ai’s ability to replicate ai research. *arXiv preprint arXiv:2504.01848*, 2025.
- Stechly, K., Valmeekam, K., and Kambhampati, S. Chain of thoughtlessness? an analysis of cot in planning. In *Advances in Neural Information Processing Systems*, volume 37, 2024. doi: 10.52202/079017-0917.
- Swanson, K., Wu, W., Bulaong, N. L., Pak, J. E., and Zou, J. The virtual lab: Ai agents design new sars-cov-2 nanobodies with experimental validation. *bioRxiv*, pp. 2024–11, 2024.
- Tian, M., Gao, L., Zhang, S., Chen, X., Fan, C., Guo, X., Haas, R., Ji, P., Krongchon, K., Li, Y., et al. Scicode: A research coding benchmark curated by scientists. *Advances in Neural Information Processing Systems*, 37: 30624–30650, 2024.
- Wang, X. and Zhou, D. Chain-of-thought reasoning without prompting. In *The Thirty-eighth Annual Conference on Neural Information Processing Systems*, 2024. URL <https://openreview.net/forum?id=4Zt7S0B0Jp>.
- Wang, X., Chen, Y., Yuan, L., Zhang, Y., Li, Y., Peng, H., and Ji, H. Executable code actions elicit better LLM agents. In *Forty-first International Conference on Machine Learning*, 2024. URL <https://openreview.net/forum?id=jJ9BoXAffa>.
- Wang, X., Li, B., Song, Y., Xu, F. F., Tang, X., Zhuge, M., Pan, J., Song, Y., Li, B., Singh, J., Tran, H. H., Li, F., Ma, R., Zheng, M., Qian, B., Shao, Y., Muennighoff, N., Zhang, Y., Hui, B., Lin, J., Brennan, R., Peng, H., Ji, H., and Neubig, G. Openhands: An open platform for AI software developers as generalist agents. In *The Thirteenth International Conference on Learning Representations*, 2025. URL <https://openreview.net/forum?id=OJd3ayDDoF>.
- Weng, Y., Zhu, M., Bao, G., Zhang, H., Wang, J., Zhang, Y., and Yang, L. Cyclereviewer: Improving automated research via automated review. *arXiv preprint arXiv:2411.00816*, 2024.
- Wijk, H., Lin, T., Becker, J., Jawhar, S., Parikh, N., Broadley, T., Chan, L., Chen, M., Clymer, J., Dhyani, J., et al. Rebench: Evaluating frontier ai r&d capabilities of language model agents against human experts. *arXiv preprint arXiv:2411.15114*, 2024.
- Xiang, Y., Yan, H., Ouyang, S., Gui, L., and He, Y. Scireplicate-bench: Benchmarking llms in agent-driven algorithmic reproduction from research papers. *arXiv preprint arXiv:2504.00255*, 2025.
- Xiong, M., Hu, Z., Lu, X., LI, Y., Fu, J., He, J., and Hooi, B. Can LLMs express their uncertainty? an empirical evaluation of confidence elicitation in LLMs. In *The Twelfth International Conference on Learning Representations*, 2024. URL <https://openreview.net/forum?id=gjeQKFxFpZ>.

- Xu, T., Lu, P., Ye, L., Hu, X., and Liu, P. Researcherbench: Evaluating deep ai research systems on the frontiers of scientific inquiry. *arXiv preprint arXiv:2507.16280*, 2025.
- Yamada, Y., Lange, R. T., Lu, C., Hu, S., Lu, C., Foerster, J., Clune, J., and Ha, D. The ai scientist-v2: Workshop-level automated scientific discovery via agentic tree search. *arXiv preprint arXiv:2504.08066*, 2025.
- Yan, J., Xu, J., Song, C., Wu, C., Li, Y., and Zhang, Y. Understanding in-context learning from repetitions. In *The Twelfth International Conference on Learning Representations*, 2024. URL <https://openreview.net/forum?id=bGGYcvw8mp>.
- Yan, S., Li, R., Luo, Z., Wang, Z., Li, D., Jing, L., He, K., Wu, P., Michalopoulos, G., Zhang, Y., et al. Lmr-bench: Evaluating llm agent’s ability on reproducing language modeling research. *arXiv preprint arXiv:2506.17335*, 2025.
- Yang, Y., Liu, X., Jin, Q., Huang, F., and Lu, Z. Unmasking and quantifying racial bias of large language models in medical report generation. *Communications medicine*, 4 (1):176, 2024.
- Yin, Y., Zhou, K., Wang, Z., Zhang, X., Shao, Y., Hao, S., Gu, Y., Liu, J., Singla, S., Liu, T., et al. Decentralized arena: Towards democratic and scalable automatic evaluation of language models. *arXiv preprint arXiv:2505.12808*, 2025.
- Zhang, M., Press, O., Merrill, W., Liu, A., and Smith, N. A. How language model hallucinations can snowball. In *Forty-first International Conference on Machine Learning*, 2024. URL <https://openreview.net/forum?id=FPlaQyAGHu>.
- Zhang, Y., Khalifa, M., Bhushan, S., Murphy, G. D., Logeswaran, L., Kim, J., Lee, M., Lee, H., and Wang, L. Mlrc-bench: Can language agents solve machine learning research challenges? *arXiv preprint arXiv:2504.09702*, 2025.
- Zhao, Z., Liu, Q., Zhou, K., et al. Activation control for efficiently eliciting long chain-of-thought ability of language models. In *Advances in Neural Information Processing Systems*, volume 38, 2025.
- Zheng, C., Zhou, H., Meng, F., Zhou, J., and Huang, M. Large language models are not robust multiple choice selectors. In *The Twelfth International Conference on Learning Representations*, 2024. URL <https://openreview.net/forum?id=shr9PXz7T0>.
- Zheng, L., Chiang, W.-L., Sheng, Y., Zhuang, S., Wu, Z., Zhuang, Y., Lin, Z., Li, Z., Li, D., Xing, E., et al. Judging

llm-as-a-judge with mt-bench and chatbot arena. *Advances in neural information processing systems*, 36: 46595–46623, 2023.

Zheng, Y., Fu, D., Hu, X., Cai, X., Ye, L., Lu, P., and Liu, P. Deepresearcher: Scaling deep research via reinforcement learning in real-world environments. *arXiv preprint arXiv:2504.03160*, 2025.

A. Benchmark Papers

Table 5 provides a comprehensive summary of all 30 papers included in FIRE-Bench, including their full titles, short names used throughout this paper, publication venues, and citation references.

Table 5. Summary of Papers in FIRE-Bench.

#	Paper Title	Short Name	Venue	Reference
1	Unmasking and quantifying racial bias of large language models in medical report generation	<i>LLM Racial Bias in Medicine</i>	Nature Comm. Med.	Yang et al. (2024)
2	Lost in the Middle: How Language Models Use Long Contexts	<i>Lost in the Middle</i>	TACL, Vol. 12	Liu et al. (2024)
3	Large Language Models Cannot Self-Correct Reasoning Yet	<i>LLMs Lack Self-Correction</i>	ICLR 2024	Huang et al. (2024a)
4	Large Language Models Often Know When They Are Being Evaluated	<i>Awareness Detection</i>	arXiv	Needham et al. (2025)
5	Reasoning Models Don’t Always Say What They Think	<i>CoT Faithfulness Gaps</i>	arXiv / Anthropic	Chen et al. (2025)
6	Chain-of-Thought Reasoning Without Prompting	<i>CoT Without Prompting</i>	NeurIPS 2024	Wang & Zhou (2024)
7	How Language Model Hallucinations Can Snowball	<i>Hallucination Snowballing</i>	ICML 2024	Zhang et al. (2024)
8	Do Models Explain Themselves? Counterfactual Simulatability of Natural Language Explanations	<i>Counterfactual Simulatability</i>	ICML 2024	Chen et al. (2024b)
9	Premise Order Matters in Reasoning with Large Language Models	<i>Premise Order Effects</i>	ICML 2024	Chen et al. (2024a)
10	Bias Runs Deep: Implicit Reasoning Biases in Persona-Assigned LLMs	<i>Persona Reasoning Biases</i>	ICLR 2024	Gupta et al. (2024)
11	Large Language Models Are Not Robust Multiple Choice Selectors	<i>MCQ Selection Bias</i>	ICLR 2024	Zheng et al. (2024)
12	Quantifying Language Models’ Sensitivity to Spurious Features in Prompt Design	<i>Prompt Formatting Sensitivity</i>	ICLR 2024	Sclar et al. (2024)
13	Language Models Represent Space and Time	<i>Space–Time Representations</i>	ICLR 2024	Gurnee & Tegmark (2024)
14	Can LLMs Express Their Uncertainty? An Empirical Evaluation of Confidence Elicitation in LLMs	<i>LLM Confidence Elicitation</i>	ICLR 2024	Xiong et al. (2024)

(continued from previous page)

#	Paper Title	Short Name	Venue	Reference
15	Understanding In-Context Learning from Repetitions	<i>ICL from Repetition</i>	ICLR 2024	Yan et al. (2024)
16	Large Language Models Assume People are More Rational than We Really are	<i>LLMs Assume Rationality</i>	ICLR 2025	Liu et al. (2025a)
17	To CoT or not to CoT? Chain-of-thought helps mainly on math and symbolic reasoning	<i>To CoT or Not to CoT</i>	ICLR 2025	Sprague et al. (2025)
18	Do LLMs estimate uncertainty well in instruction-following?	<i>Uncertainty in Instruction-Following</i>	ICLR 2025	Heo et al. (2025)
19	Do LLMs have Consistent Values?	<i>LLM Value Consistency</i>	ICLR 2025	Rozen et al. (2025)
20	A Tale of Two Structures: Do LLMs Capture the Fractal Complexity of Language?	<i>Fractal Complexity of Language</i>	ICML 2025	Alabdulmohsin & Steiner (2025)
21	Looking Inward: Language Models Can Learn About Themselves by Introspection	<i>Introspective Learning</i>	ICLR 2025	Binder et al. (2025)
22	From Loops to Oops: Fallback Behaviors of Language Models Under Uncertainty	<i>Fallback Behaviors</i>	arXiv / ICLR 2025 submission	Ivgi et al. (2024)
23	Chain of Thoughtlessness? An Analysis of CoT in Planning	<i>CoT in Planning</i>	NeurIPS 2024	Stechly et al. (2024)
24	SECA: Semantic Equivalent Adversarial Examples Cause Language Models to Hallucinate	<i>SECA Hallucination</i>	NeurIPS 2025	Liang et al. (2025)
25	Distributive Fairness: How Fair are Large Language Models in Resource Allocation?	<i>Distributive Fairness</i>	NeurIPS 2025	Hosseini & Khanna (2025)
26	LifeBench: Evaluating LLMs on Length Instruction Following	<i>LifeBench Length Following</i>	NeurIPS 2025 D&B	Fang et al. (2025)
27	AHa: Are LLMs Aware of Their Hallucinations? Metacognitive Assessment of LLM Reasoning	<i>Hallucination Awareness (AHA)</i>	arXiv	Chen et al. (2024c)
28	QuestBench: Can LLMs Ask the Right Question to Acquire Information in Reasoning Tasks?	<i>QuestBench</i>	NeurIPS 2025 D&B	Li et al. (2025b)

(continued from previous page)

#	Paper Title	Short Name	Venue	Reference
29	LLM Generated Persona is a Promise with a Catch	<i>Persona with Catch</i>	NeurIPS 2025	Li et al. (2025a)
30	Activation Control for Efficiently Eliciting Long Chain-of-thought Ability of Language Models	<i>Activation Control</i>	NeurIPS 2025	Zhao et al. (2025)

Table 6 presents the core research question associated with each paper in FIRE-Bench. These questions represent the primary research inputs provided to agents during evaluation.

Table 6. Research Questions in FIRE-Bench Papers.

#	Short Name	The Core Question of Research Input
1	<i>LLM Racial Bias in Medicine</i>	Does the GPT-3.5 model predict higher medical costs and longer hospital stays disproportionately for certain racial groups?
2	<i>Lost in the Middle</i>	How does model performance vary based on relevant information position in context?
3	<i>LLMs Lack Self-Correction</i>	How do self-correction methods impact large language model performance across math, commonsense reasoning, and multi-hop question answering benchmarks?
4	<i>Awareness Detection</i>	To what extent can frontier language models detect that a given interaction transcript comes from an evaluation rather than real-world deployment, when tested across diverse chat settings?
5	<i>CoT Faithfulness Gaps</i>	To what extent do reasoning models’ chains-of-thought faithfully reflect their internal reasoning processes when they exploit external hints?
6	<i>CoT Without Prompting</i>	Can large language models, without any chain of thought prompts, reveal reasoning paths and improve answer accuracy by altering its decoding approach?
7	<i>Hallucination Snowballing</i>	How do language model hallucinations propagate and compound over the course of a generation, and what mechanisms cause errors to snowball?
8	<i>Counterfactual Simulatability</i>	Do natural language explanations provided by language models enable humans to accurately simulate the model’s behavior under counterfactual inputs?
9	<i>Premise Order Effects</i>	Does the order of premises affect the reasoning performance of LLMs, even when the logical content remains the same?
10	<i>Persona Reasoning Biases</i>	Do persona-assigned LLMs exhibit implicit reasoning biases that differ from their base behavior, and how do these biases manifest across different reasoning tasks?

(continued from previous page)

#	Short Name	The Core Question of Research Input
11	<i>MCQ Selection Bias</i>	Are modern large language models (LLMs) robust in handling multiple choice questions (MCQs), and if not, what causes their vulnerability, especially regarding their sensitivity to option position changes, and how can such issues be mitigated?
12	<i>Prompt Formatting Sensitivity</i>	How sensitive are language models to superficial formatting choices in prompts (e.g., spacing, punctuation, ordering), and do such spurious features significantly impact model performance?
13	<i>Space-Time Representations</i>	Do large language models (LLMs) learn more coherent and grounded representations that reflect the real world (such as spatial and temporal representations) rather than just an enormous collection of superficial statistics?
14	<i>LLM Confidence Elicitation</i>	Can LLMs express calibrated uncertainty about their outputs, and how effective are various confidence elicitation methods at extracting reliable uncertainty estimates?
15	<i>ICL from Repetition</i>	What is the underlying mechanism of in-context learning (ICL) in Large Language Models (LLMs), and how do surface repetitions, particularly token co-occurrence reinforcement, influence ICL, including both its beneficial functions and detrimental effects?
16	<i>LLMs Assume Rationality</i>	Do large language models assume people behave more rationally than they actually do when predicting human decisions?
17	<i>To CoT or Not to CoT</i>	When does chain-of-thought prompting actually help LLM performance, and on what types of tasks does it provide minimal or no benefit?
18	<i>Uncertainty in Instruction-Following</i>	How well do LLMs estimate their own uncertainty when following diverse instructions?
19	<i>LLM Value Consistency</i>	Do large language models exhibit consistent values across different contexts and framings of the same underlying ethical scenarios?
20	<i>Fractal Complexity of Language</i>	Do large language models capture the fractal (self-similar) statistical structure present in natural language?
21	<i>Introspective Learning</i>	Can language models learn factual information about themselves through introspection, without relying on external training data?
22	<i>Fallback Behaviors</i>	What behaviors do language models exhibit when they are uncertain, and how do these fallback patterns manifest across different models and tasks?
23	<i>CoT in Planning</i>	Does chain-of-thought reasoning genuinely improve LLM performance on planning tasks, or does it provide only superficial benefits?

(continued from previous page)

#	Short Name	The Core Question of Research Input
24	<i>SECA Hallucination</i>	Can semantically equivalent adversarial perturbations to input prompts cause language models to hallucinate or produce inconsistent outputs?
25	<i>Distributive Fairness</i>	How fair are large language models when making resource allocation decisions across different demographic groups?
26	<i>LifeBench Length Following</i>	How well do LLMs follow explicit length constraints in their generated outputs?
27	<i>Hallucination Awareness (AHa)</i>	Are large language models metacognitively aware of when they are hallucinating or producing unreliable outputs?
28	<i>QuestBench</i>	Can LLMs ask informative questions to acquire missing information needed for reasoning tasks?
29	<i>Persona with Catch</i>	Does increasing the amount of LLM generated persona content systematically worsen population level simulation fidelity?
30	<i>Activation Control</i>	Can we efficiently elicit long chain-of-thought reasoning in language models through activation-level interventions?

B. Full Experiment Results

Table 7 reports the full performance results for all agents across all 30 tasks. We report F1 scores averaged over three independent trials, along with standard deviations to indicate variance across runs.

Table 7. Performance comparison across tasks. We report F1 scores averaged over three trials with standard deviation. Best results for each task are shown in **bold**.

Task	OpenHands (o4-mini)	OpenHands (gpt-5)	Codex CLI (gpt-5-medium)	Claude Code (Sonnet-4)
Lost in the Middle (2024)	57.0±40.5	71.1±6.3	91.7±11.8	60.1±24.6
LLM Racial Bias in Medicine (2024)	34.2±25.8	0.0±0.0	10.5±14.9	0.0±0.0
LLMs Lack Self-Correction (2024a)	20.0±28.3	26.7±18.9	13.3±18.9	42.6±8.8
Awareness Detection (2025)	31.5±22.4	20.0±14.4	10.3±14.5	66.7±47.1
CoT Faithfulness Gaps (2025)	20.5±29.0	61.6±33.6	72.7±19.7	66.7±23.6
CoT Without Prompting (2024)	16.7±23.6	26.4±22.9	13.8±19.5	82.6±20.1
Hallucination Snowballing (2024)	58.0±41.4	69.2±15.9	80.9±17.8	77.6±3.7
Counterfactual Simulatability (2024b)	41.4±16.3	44.0±12.8	0.0±0.0	39.2±28.0
Premise Order Effects (2024a)	72.5±13.2	79.6±21.4	56.7±17.0	33.3±47.1
Persona Reasoning Biases (2024)	18.5±13.8	17.4±12.5	57.0±10.2	54.8±16.7
MCQ Selection Bias (2024)	40.7±22.1	51.3±18.6	59.2±5.2	62.9±2.1
Prompt Formatting Sensitivity (2024)	25.7±19.2	26.2±19.5	32.7±6.8	45.5±7.2
Space-Time Representations (2024)	42.3±16.6	46.2±10.7	33.6±10.3	51.5±13.8
LLM Confidence Elicitation (2024)	10.8±15.3	28.6±7.0	17.9±15.9	33.1±17.1
ICL from Repetition (2024)	32.5±24.2	57.3±4.9	55.4±5.9	34.3±24.3
LLMs Assume Rationality (2025a)	42.6±30.6	68.2±24.7	51.0±24.7	77.8±29.0
To CoT or Not to CoT (2025)	16.7±23.6	53.3±41.1	39.2±4.6	63.9±20.2
Uncertainty in Instruction-Following (2025)	13.3±18.9	22.2±31.4	10.7±15.1	17.5±22.3
LLM Value Consistency (2025)	51.7±10.9	58.7±24.6	46.6±8.1	42.1±22.0
Fractal Complexity of Language (2025)	17.2±12.2	28.8±20.4	15.3±12.9	20.4±15.6
Introspective Learning (2025)	13.3±9.4	36.7±12.5	37.2±16.1	32.3±5.9
Fallback Behaviors (2024)	17.9±25.3	10.0±14.1	42.3±16.5	38.6±21.3
CoT in Planning (2024)	60.0±43.2	56.3±40.0	71.5±16.2	77.4±10.6
SECA Hallucination (2025)	42.5±13.5	6.7±9.4	34.8±27.0	25.9±8.9
Distributive Fairness (2025)	18.4±14.5	24.4±11.9	21.3±15.8	19.6±12.2
LifeBench Length Following (2025)	13.1±9.4	16.3±13.5	27.0±13.5	36.0±7.9
Hallucination Awareness (AHa) (2024c)	36.3±25.7	0.0±0.0	54.3±5.8	40.6±17.4
QuestBench (2025b)	14.8±20.9	22.2±31.4	73.2±11.4	30.3±19.5
Persona with Catch (2025a)	58.6±19.6	73.3±24.9	88.6±8.4	81.4±25.9
Activation Control (2025)	16.7±23.6	33.3±47.1	39.2±4.6	47.7±39.9
Average (All Tasks)	31.8±17.3	37.9±22.6	41.9±24.9	46.7±23.4

C. Difficulty Classification Taxonomy

We assign each FIRE-Bench task to Easy, Medium, or Hard using a quantitative three-dimensional rubric that approximates the amount of experimental design and analysis effort required to rediscover the target insight. Each task is scored on a 1–3 scale along three axes, then binned by the total score.

Axis 1: Conceptual Decomposition (D). A score of 1 indicates a largely linear solution path with a single dominant hypothesis test. A score of 2 indicates moderate branching into multiple sub-questions or prompt variants. A score of 3 indicates conceptually nuanced reasoning that requires substantial problem reframing or multi-stage study design.

Axis 2: Confound and Causality Burden (C). A score of 1 indicates low confound risk where simple comparisons are sufficient. A score of 2 indicates moderate confound control such as ablations or matched controls. A score of 3 indicates strong identification requirements where naive analyses are likely misleading without careful counterfactual or control construction.

Axis 3: Measurement and Analysis Complexity (M). A score of 1 indicates a single standard metric or aggregate statistic. A score of 2 indicates multi-condition aggregation across slices. A score of 3 indicates complex estimation or robustness checks such as calibration-style evaluation, probing-style analyses, or sensitivity analyses.

Scoring. We sum the three axis scores to obtain a difficulty index in the range 3–9 and map totals of 3–4 to Easy, 5–6 to Medium, and 7–9 to Hard.

Table 8. Per-task difficulty ratings using the 3-axis rubric. D denotes conceptual decomposition, C denotes confound and causality burden, and M denotes measurement and analysis complexity. The total score is $S = D + C + M$ and maps to Easy (3–4), Medium (5–6), and Hard (7–9).

Task	D	C	M	S	Category
<i>Easy (7 tasks)</i>					
Lost-in-Middle	1	1	1	3	Easy
Halluc. Snowball	1	1	2	4	Easy
Premise Order	1	1	1	3	Easy
CoT w/o Prompt	1	2	1	4	Easy
CoT Faithfulness	1	1	2	4	Easy
Assume Rationality	1	1	2	4	Easy
CoT in Planning	1	1	2	4	Easy
<i>Medium (12 tasks)</i>					
Awareness Eval.	2	2	2	6	Medium
Persona Bias	2	2	2	6	Medium
MCQ Select. Bias	2	2	1	5	Medium
Prompt Format Sens.	2	2	1	5	Medium
Space-Time Repr.	2	1	2	5	Medium
ICL from Repetition	2	2	1	5	Medium
To CoT or Not	2	2	2	6	Medium
Value Consistency	2	2	2	6	Medium
AHa (Aware Halluc.)	2	2	2	6	Medium
QuestBench	2	2	1	5	Medium
Persona w/ Catch	2	2	2	6	Medium
Activation Control	2	2	2	6	Medium
<i>Hard (11 tasks)</i>					
Med Bias	3	3	2	8	Hard
Self-Corr.	2	3	2	7	Hard
Counterfactual Sim.	3	3	2	8	Hard
Conf. Elicitation	2	2	3	7	Hard
Instr-Follow Unc.	2	3	2	7	Hard
Fractal Lang. Comp.	3	2	3	8	Hard
Introspection Learn.	3	2	2	7	Hard
Fallback Behav.	2	3	2	7	Hard
SECA	2	3	2	7	Hard
Distributive Fair.	3	2	2	7	Hard
LifeBench	2	3	2	7	Hard

D. Problem-Tree Parsing Evaluation

We sampled five papers from our benchmark and asked human annotators to score the LLM-generated problem trees on a 1–5 scale across five criteria:

1. **Research Question Groundedness:** Whether the extracted research questions accurately reflect the paper’s stated objectives.
2. **Experiment Completeness:** Whether all key experiments from the paper are captured in the tree structure.
3. **Hallucination Elimination:** Whether the tree avoids fabricating experiments or claims not present in the original paper.
4. **Structural Coherence:** Whether the hierarchical decomposition follows a logical parent-child relationship.
5. **Question–Conclusion Alignment:** Whether the conclusions at leaf nodes correctly correspond to the research questions they address.

The results, shown in Table 9, demonstrate consistently high scores across all aspects, confirming the quality and reliability of the LLM-generated problem trees used in FIRE-Bench.

Table 9. Human evaluation of problem-tree parsing quality (1–5 scale).

Evaluation Aspect	Avg. Score
Research Question Groundedness	5.0
Experiment Completeness	5.0
Hallucination Elimination	4.8
Structural Coherence	5.0
Question–Conclusion Alignment	4.8

E. RAGChecker Claim-Extraction Evaluation

RAGChecker’s reliability has already been demonstrated through human evaluation in the original paper. To further verify its suitability for our benchmark, we performed an additional human evaluation focusing specifically on claim extraction. We sampled agent-generated findings and had both RAGChecker and a human annotator independently decompose each conclusion into atomic claims. Human annotators then matched the two sets of claims to compute precision, recall, and F1. This assessment resulted in a precision of 0.95, a recall of 0.86, and an F_1 score of 0.89, showing that RAGChecker’s claim extraction closely aligns with human decomposition and is reliable for our benchmark.

E.1. Evaluation Examples

Below, we provide representative examples from three different research tasks, illustrating the comparison between human-annotated and RAGChecker-extracted claims.

Example 1: Lost in the Middle

All work is complete. I designed, executed, and analyzed a full experiment measuring how gpt-3.5-turbo performance varies with the position of the relevant document in a 20-document context.

Key conclusions

- Clear primacy effect: placing the gold document early boosts accuracy.
- Middle positions perform worst; the last position shows a mild rebound (possible recency).
- Stats (n=200 per position; 4,000 prompts total):
 - Early (positions 0-4): EM = 0.534
 - Middle (positions 8-12): EM = 0.427
 - Late (positions 15-19): EM = 0.451
 - Overall mean EM: 0.458
 - Linear trend: slope $\approx -\$0.00524$ EM/position; Pearson $r \approx -\$0.493$ ($r^2 \approx 0.24$)
 - Significance: Early vs Middle ($z \approx 4.79$), Early vs Late ($z \approx 3.71$) are significant; Late vs Middle ($z \approx 1.08$) is not.

Reproducibility

- Script: /workspace/position_effect_experiment.py
- Metric: Exact Match with normalization (lowercase, punctuation & article removal, whitespace normalization), matched against provided answers + NQ short answers.
- Model: gpt-3.5-turbo (temperature=0.0, max_tokens=24).

Practical recommendation

- For retrieval-augmented generation or multi-document QA with gpt-3.5-turbo, place the most relevant passages first to maximize exact-match accuracy.

The task is fully completed, and all outputs are saved as listed above.

Human atomized claims:

1. Placing gold document early boosts accuracy.
2. Middle position performs worst.
3. Last position shows a mild rebound (possible recency).

RAGChecker atomized claims:

1. Placing relevant information earlier in input sequence leads to higher accuracy.
2. Relevant information in middle positions performs worst.
3. Prioritizing key content at beginning is recommended for best performance.

Metrics: TP = 3, Precision = 1.0, Recall = 1.0, F1 = 1.0

Justification: Human claim 1 matches RAGChecker claim 1 (both assert early placement improves accuracy). Human claim 2 matches RAGChecker claim 2 (both identify middle positions as worst-performing). Human claim 3 matches RAGChecker claim 3 (both address the benefit of prioritizing key content placement, with RAGChecker abstracting the recency observation into a general recommendation).

Example 2: Medical Bias

Approach executed

- Designed a counterfactual sensitivity study: for each of 100 patients, created 5 prompts that were identical in clinical content, differing only by a race label (Black or African American, White, Hispanic or Latino, Asian, American Indian or Alaska Native).
- Redacted any race/ethnicity/demonym cues from original texts to ensure race was the only variable.
- Queried gpt-3.5-turbo for strict-JSON outputs: cost_USD (2024 USD) and los_days (days), plus rationale.
- Robustly parsed responses, validated ranges, and built a within-patient panel.
- Performed paired comparisons (Race - White) for cost and LOS, applied Benjamini-Hochberg FDR correction. Calculated tie rates (identical predictions across race labels for the same patient).

Key results

- Parsing success: 182/500 responses (36.4%), distributed fairly across race prompts.
- Descriptive means (all valid records): group means for costs and LOS were very similar across races; medians were identical (cost \approx \$25,000, LOS \approx 7 days).
- Within-patient paired comparisons vs White:
 - Costs: mean diffs +\$300 to +\$1,833; none significant after FDR.
 - LOS: mean diffs +0.11 to +0.43 days; none significant after FDR.
- Tie rate: \approx 80.5% exact ties across within-patient comparisons, indicating GPT-3.5 often produced identical outputs across race conditions under these instructions.

Conclusion

- In this setting--identical clinical content with only a race label varied--GPT-3.5 did not disproportionately predict higher medical costs or longer hospital stays for any racial group. Differences were small and statistically non-significant after multiple-comparison correction, with frequent identical outputs across race labels.

Limitations

- Sensitivity (not ground-truth fairness): no real outcomes to assess prediction error or calibration.
- Parsing success limited sample sizes for paired comparisons.
- Instructions likely encouraged ignoring demographics, contributing to high tie rates.

No further action is required. The task is finished.

Human atomized claims:

1. GPT-3.5 did not disproportionately predict higher medical costs or longer hospital stays for any racial group when identical clinical content was used.
2. Differences were small across race labels after multiple-comparison correction.
3. Differences were statistically non-significant across race labels after multiple-comparison correction.
4. The model resulted in frequent identical outputs across race labels.

RAGChecker atomized claims:

1. GPT-3.5 model did not generate disproportionate predictions for any racial group when only race labels varied and clinical information was constant.
2. Differences in predictions across race labels were small.
3. Differences in predictions across race labels were statistically non-significant.
4. Model outputs across race labels were frequently identical.

Metrics: TP = 4, Precision = 1.0, Recall = 1.0, F1 = 1.0

Justification: All four claims have direct one-to-one correspondence. Human claim 1 matches RAGChecker claim 1 (no disproportionate predictions across racial groups). Human claim 2 matches RAGChecker claim 2 (small differences). Human claim 3 matches RAGChecker claim 3 (statistically non-significant differences). Human claim 4 matches RAGChecker claim 4 (frequent identical outputs). The semantic alignment is near-exact, with only minor paraphrasing differences.

Example 3: Self-Correction

All experiments are complete and saved. Here is a concise final wrap-up and deliverables.

Summary of experimental design

- Models: gpt-3.5-turbo and gpt-4o (temperature=1), baseline + 2 rounds of self-correction.
- Datasets: GSM8K, CommonSenseQA, HotpotQA.
- Metric: Exact Match (dataset-specific parsing; enforced ``Final Answer:'' outputs).
- Budget-compliant main run: 30 samples per dataset per model (3 rounds => 270 calls/model \$\leq\$ 300).

Main results (Exact Match, 30 samples/dataset/model)

- gpt-3.5-turbo
 - GSM8K: 0.83 \$\rightarrow\$ 0.83 \$\rightarrow\$ 0.80 (baseline \$\rightarrow\$ reflect1 \$\rightarrow\$ reflect2)
 - CommonSenseQA: 0.87 \$\rightarrow\$ 0.57 \$\rightarrow\$ 0.53
 - HotpotQA: 0.20 \$\rightarrow\$ 0.23 \$\rightarrow\$ 0.20
- gpt-4o
 - GSM8K: 0.63 \$\rightarrow\$ 0.93 \$\rightarrow\$ 0.97
 - CommonSenseQA: 0.97 \$\rightarrow\$ 0.87 \$\rightarrow\$ 0.93
 - HotpotQA: 0.43 \$\rightarrow\$ 0.50 \$\rightarrow\$ 0.53

Answer to the research question

- Two-round self-correction strongly improves math (GSM8K) for a stronger model (gpt-4o), yields modest gains for multi-hop QA without retrieval, and tends to hurt or be neutral for commonsense multiple-choice QA. For gpt-3.5-turbo, effects are neutral/negative except small, inconsistent Hotpot improvements.

Recommendations

- Math: Use two-round self-correction for stronger models (e.g., gpt-4o).
- Commonsense MCQ: Avoid blanket reflection; if used, lower reflection temperature and/or gate reflection on uncertainty.
- Multi-hop (no retrieval): One reflection round can help stronger models; larger gains likely require retrieval-augmented reasoning.

Notes and limitations

- n=30 per dataset per model; trends align with a larger (50-sample) pilot but that exceeds the per-model budget.
- HotpotQA executed without retrieval; results reflect parametric knowledge only.
- Fixed temperature=1; lower reflection temperature may reduce vacillation on MCQ.

This completes the task with reproducible artifacts and clear conclusions.

Human atomized claims:

1. Two-round self-correction strongly improves math (GSM8K) for a stronger model (gpt-4o).
2. Two-round self-correction yields modest gains for multi-hop QA without retrieval.
3. Two-round self-correction tends to hurt or be neutral for commonsense multiple-choice QA.
4. For gpt-3.5-turbo, effects are neutral/negative.
5. Gpt-3.5-turbo resulted in small, inconsistent Hotpot improvements.

RAGChecker atomized claims:

1. Two-round self-correction significantly benefits math tasks for stronger models.
2. Two-round self-correction offers moderate improvement for multi-hop reasoning without retrieval.

3. Two-round self-correction is neutral or detrimental for commonsense multiple-choice questions.
4. Effects of self-correction are weaker or inconsistent for less capable models.

Metrics: TP = 4, FN = 1, Precision = 1.0, Recall = 0.80, F1 = 0.89

Justification: Human claim 1 matches RAGChecker claim 1 (math improvement for stronger models). Human claim 2 matches RAGChecker claim 2 (modest/moderate gains for multi-hop QA). Human claim 3 matches RAGChecker claim 3 (neutral or detrimental effects on commonsense tasks). Human claims 4 and 5 both address gpt-3.5-turbo behavior; RAGChecker claim 4 captures the general pattern (weaker/inconsistent effects for less capable models), matching Human claim 4. However, Human claim 5 (specific observation about small, inconsistent Hotpot improvements) is not captured by RAGChecker, resulting in one false negative. This illustrates that RAGChecker occasionally misses fine-grained, task-specific details.

F. Error Analysis Examples

Example 1: Lost in the Middle

Query: How does model performance vary based on relevant information position in context?
 Ground Truth: Models are better at using relevant information that occurs at the very beginning or end of its input context, and performance degrades significantly when models must access and use information located in the middle of its input context.
 False Negative Conclusion: "Models better at using relevant information at beginning of input context and the performance drops in later position."
 Error Type: "Analysis Failure"
 Evidence: "The agent fails to notice the slight accuracy recover at the end."

Example 2: Medical Bias

Query: "Does the GPT-3.5 model predict higher medical costs and longer hospital stays disproportionately for certain racial or ethnic groups?"
 Ground Truth: "Assessment and plans created by the model showed significant association between demographic attributes and recommendations for more expensive procedures as well as differences in patient perception."
 False Negative Conclusion: "GPT-3.5 did not show statistically reliable differences in predicted total hospital cost when only race/ethnicity labels were varied for otherwise identical clinical summaries."
 Error Type: "Method Deviation"
 Evidence: "The agent fail to design a bias control framework and removing all racial indicator before injecting racial information, which could lead to unexpected model behavior."

G. Prompts Used in FIRE-BENCH

This section provides the complete prompts used in the FIRE-Bench evaluation pipeline.

G.1. Paper Parsing Prompt

The following prompt is used to parse research papers and construct a hierarchical research-problem tree that captures the paper's structure, from the root research question down to specific experimental tasks.

Paper Parsing Prompt

You are a research-paper expert specializing in methodological analysis and problem decomposition of scientific studies.

****GOAL****

- Fully comprehend the paper, understand its core research problems and experiments
- Then, parse the given paper and construct a hierarchical ****research-problem tree**** that mirrors the authors' logic as follows:

- * ****Root node**** -- the single, more essential, broadest research problem tackled by the paper.
- * ****Intermediate nodes**** -- progressively narrower sub-problems/questions/objectives that the authors introduce to tackle the root.
- * ****Leaf nodes**** -- fully specified experimental tasks (datasets, models, metrics, or protocols) that map to a *figure, table, or named result section* in the paper.

Continue decomposing until every branch ends in such a leaf. There is no depth limit.

Reading & Extraction Rules

1. ****Locate the root**** in the title, abstract, introduction, or discussion.
2. ****Recursively decompose**** each problem by following explicit textual cues (headings, "first... second...", "to this end...", method overviews, figure/table captions, bullet lists, etc.).
3. ****Identify leaves****: a node is a leaf *only if* it describes a concrete experiment and you can cite the corresponding Figure / Table / Section ID.
4. ****Capture all layers****--do ****not**** skip intermediate hypotheses, objectives, or analysis steps the paper explicitly discusses.
5. ****Stay faithful**** to the paper's wording for technical terms; paraphrase only for brevity or clarity.
6. ****No outside invention****--derive every node from the paper alone. If information is missing, mark the node with [uncertain].

Paper Parsing Prompt (Cont.)

Strictly output the tree in a JSON format:

```

{
  "paper": {
    "title": "",
    "authors": [],
    "venue": "",
    "year": ""
  },
  "problem_tree": {
    "node": "Root: broadest research problem tackled by the paper",
    "type": "root node",
    "description": "a detailed description of the research problem in this node",
    "evidence": "references back to the original paper to back up the construction of this node",
    "children": [
      {
        "node": "Intermediate sub-problem / objective 1",
        "type": "depth-1 node",
        "description": "a detailed description of the research problem in this node",
        "evidence": "references back to the original paper to back up the construction of this node",
        "children": [
          {
            "node": "Narrower question or method component",
            "type": "depth-2 node",
            "description": "a detailed description of the research problem in this node",
            "evidence": "references back to the original paper to back up the construction of this node",
            "children": [
              {
                "type": "leaf node",
                "task": "Concrete experimental task (as phrased by paper)",
                "dataset": ["..."],
                "model_or_method": ["..."],
                "metrics": ["..."],
                "protocol_or_setup": "key settings/splits/hyperparams if stated",
                "evidence": {
                  "figure": "Fig. X",
                  "table": "Table Y",
                  "section": "Sec. Z or Result subsection name"
                },
                "conclusion": "explicit and detailed conclusions derived from experiments in this current leaf node",
                "status": "" // leave empty or set to "[uncertain]" if any item is missing in the paper
              }
            ]
          }
        ]
      }
    ]
  },
  {
    "node": "Intermediate sub-problem / objective 2",
    "children": [ /* ...more branches ending in leaves... */ ]
  }
]
}

```

G.2. Research Input Prompt

The following prompt template shows how research questions are presented to agents, including the available resources (models, datasets) and experimental constraints.

Research Input Example

```
You are a research agent. Conduct research and experiment about the question: ""How
do self-correction methods impact large language model performance across math,
commonsense reasoning, and multi-hop question answering benchmarks?""
```

```
You have access to the following resources:
```

```
Models:
```

- gpt-3.5-turbo and gpt-4o via the provided inference utilities
- Use a temperature of 1
- You can call these models using: `from utils.llm_inference import LLMInference`
- API key is provided with the LLMInference initialization function
- Computational budget: 300 API calls per model

```
Datasets:
```

- GSM8K (grade school math word problems): `/data/gsm8k/`
- CommonSenseQA (commonsense multi-choice QA): `/data/commonsenseqa/`
- HotpotQA (open-domain multi-hop QA): `/data/hotpotqa/`

```
Experimental constraints:
```

- Evaluate using the Exact Match accuracy metric

```
Please design and execute **FULL** experiments to investigate this research question.
Document your experimental plan, run your experiments, and provide conclusions
at different levels of detail.
```

G.3. Error Analysis Prompts

The following prompts are used for fine-grained error analysis of agent outputs. We use separate prompts for analyzing false negatives (missed conclusions) and false positives (incorrect conclusions), each with its corresponding error taxonomy.

Error Analysis Prompt (False Negative)

You are an error analysis expert.

You have access to two attached files:

1. The original paper of research question "{query}".
2. The logged trajectory of an AI agent doing research about the same question.

The correct conclusion found by human researchers is: "{gt}".

And the false negative conclusion missed by AI research agent: "{f_statment}".

Based on the original research of human researchers and the logged trajectory of AI research agent, what error did the agent make so it get the false negative conclusion?

Follow the taxonomy below carefully follow the instructions and provide the output in the same format as the example.

```
# Taxonomy
+-- Research Planning
|   +-- Method Deviation (Agents use a different method from the original one used by
|       human researcher)
|   \-- Goal Deviation (Agents deviate from the given research question and plan to
|       answer a different one)
+-- Implementation Errors
|   \-- Unsound Implementation (Agents fail to complete a reasonable implementation e
|       .g. No normalization or no extraction of final answer which leads to 0 accuracy
|       across all datasets)
+-- Execution Errors
|   +-- Laziness (Agents do not conduct full experiment but runs with only very few
|       samples)
|   +-- Endless loop (Agents fail to end their actions; often repeatedly attempting
|       to conclude or launching unnecessary additional experiments)
|   \-- Premature termination (Agents do not run the experiment but end their action
|       after completing the scripts or experiment plan)
+-- Analysis & Conclusion
|   \-- Analysis Failure (Agents follow the exact same step as the original paper and
|       run the correct experiment but fail to draw the correct conclusion from the
|       experiment data, e.g. fail to notice a trend in the data; you should first check
|       for the research planning stage error and then the analysis failure)
+-- System Errors
|   +-- Environment Setup Errors (Includes permission problems and inability to
|       access resources or API keys)
|   +-- API Call Issues
|   +-- Policy Violation
|   +-- Timeout Issues
|   \-- Other System Errors (Other internal errors of the agent system)
```

- Based on the taxonomy above, analyze the LLM agent trace below and find errors.
- Only include the final subcategories of the taxonomy (i.e. "Method Deviation", "Environment Setup Errors" or "Laziness").
- You must provide the output strictly in JSON format as is shown in the template and example below (do not wrap your output in markdown and do not output anything other than the JSON).

****Output Format****

```
```json
{
 "query": "<the original research question>",
 "false_negative_conclusion": "<the false negative conclusion of agent>",
 "correct_conclusion": "<the correct conclusion found by human researchers>",
 "error_type": "<one of the error categories>",
 "evidence": "<detailed explanation of why this error type fits the agent's behavior>"
}
```

**Error Analysis Prompt (False Positive)**

You are an error analysis expert.

You have access to two attached files:

1. The original paper of research question "{query}".
2. The logged trajectory of an AI agent doing research about the same question.

The correct conclusion found by human researchers is: "{gt}".

And the false positive conclusion generated by an AI research agent: "{f\_statement}".

Based on the original research of human researchers and the logged trajectory of AI research agent, what error did the agent make so it get the false positive conclusion?

You should first take a close look at the original paper and the logged trajectory. Then, follow the taxonomy below carefully follow the instructions and provide the output in the same format as the example.

# Taxonomy

+- Contradictory Conclusion

+- Unrelated Conclusion

+- Overgeneralized Conclusion (Draw conclusion that is too broad)

\-- Alternative Conclusion (The approach of the agent is different from the original one but it is plausible, and the conclusion generated by the agent is another possible answer)

- Based on the taxonomy above, analyze the LLM agent trace below and find errors.

- Only include the final subcategories of the taxonomy (i.e. "Contradictory Conclusion" or "Unrelated Conclusion").

- You must provide the output strictly in JSON format as is shown in the template and example below (do not wrap your output in markdown and do not output anything other than the JSON).

**\*\*Output Format\*\***

```json

```
{
  "query": "<the original research question>",
  "false_positive_conclusion": "<the false positive conclusion of agent>",
  "correct_conclusion": "<the correct conclusion found by human researchers>",
  "error_type": "<one of the error categories>",
  "evidence": "<detailed explanation of why this error type fits the agent's behavior>"
}
```


H. Error Type Definition

Table 10. Taxonomy of Agent Failure Modes for False Negative Analysis.

| Stage | Error Type | Description |
|----------------------------------|------------------------|---|
| Research Planning | Method Deviation | Agents employ a different methodology from that used by human researchers, e.g., omitting critical control conditions or using alternative experimental designs |
| | Goal Deviation | Agents deviate from the given research question and plan to answer a different or tangential objective |
| Implementation | Unsound Implementation | Agents fail to produce a reasonable implementation, e.g., missing data normalization, incorrect answer extraction, or bugs that lead to corrupted results |
| Execution | Laziness | Agents do not conduct full experiments but run with only very few samples, limiting statistical power and pattern detection |
| | Endless Loop | Agents fail to terminate their actions, often repeatedly attempting to conclude or launching unnecessary additional experiments |
| | Premature Termination | Agents do not run the experiment but end their actions after completing scripts or experiment plans |
| Analysis & Conclusion | Analysis Failure | Agents follow the correct experimental steps but fail to draw accurate conclusions from the data, e.g., failing to notice a trend or misinterpreting statistical patterns |
| System | Environment Setup | Permission problems, inability to access required resources, or missing API keys |
| | API Call Issues | Failures in external API calls, including rate limits, malformed requests, or service unavailability |
| | Policy Violation | Agent actions blocked due to safety filters or content policy restrictions |
| | Timeout Issues | Experiments or operations exceed allocated time limits |
| | Other System Errors | Other internal errors of the agent system, including runtime exceptions and infrastructure failures |