

# Vector Quantized Latent Concepts: A Scalable Alternative to Clustering-Based Concept Discovery

Xuemin Yu<sup>1</sup> Ankur Garg<sup>2</sup> Samira Ebrahimi Kahou<sup>2</sup> Hassan Sajjad<sup>1</sup>

## Abstract

Deep Learning models encode rich semantic information in their hidden representations. However, it remains challenging to understand which parts of this information models actually rely on when making predictions. A promising line of post-hoc concept-based explanation methods relies on clustering token representations. However, commonly used approaches such as hierarchical clustering are computationally infeasible for large-scale datasets, and K-Means often yields shallow or frequency-dominated clusters. We propose the vector quantized latent concept (VQLC) method, a framework built upon the vector quantized-variational autoencoder (VQ-VAE) architecture that learns a discrete codebook mapping continuous representations to concept vectors. We perform thorough evaluations and show that VQLC improves scalability while maintaining comparable quality of human-understandable explanations.

## 1. Introduction

Current deep learning models are trained on trillions of tokens, achieving impressive capabilities but also making it challenging to understand their internal representations and model’s prediction (Rudin, 2019; Huang et al., 2023b; Shi et al., 2024). These models often work as a “black box” where the relationship between inputs and outputs becomes increasingly opaque and difficult to interpret (Dodge et al., 2021; Sheng et al., 2021). Previous research has attempted to explain these models using **input attribution** methods (Ribeiro et al., 2016; Sundararajan et al., 2017; Smilkov et al., 2017; Lundberg & Lee, 2017). However, explanations based solely on input tokens cannot adequately represent the high-level semantic information encoded within the model’s hidden states.

Another line of work aims to interpret deep learning models through **latent concepts extracted from representations** (Kim et al., 2018; Ghorbani et al., 2019; Dalvi et al., 2022; Jourdan et al., 2023; Zhao et al., 2024; Yu et al., 2024; Lam et al., 2024; Sharma et al., 2025). The main idea is that contextualized representations capture different facets of a word, and these facets are referred to as *concepts* (Dalvi et al., 2022). Most of these approaches use clustering to identify concepts in the representation space. For instance, latent concept attribution (LACOAT), proposed by Yu et al. (2024), applies agglomerative hierarchical clustering to token representations to identify semantic concepts. While hierarchical clustering is effective in capturing meaningful concepts, it has a high computational cost, making it impractical for large-scale datasets. Alternatively, K-Means is another widely used clustering method that is more efficient but relies on Euclidean geometry. Recent work by Patil et al. (2025) suggests that the latent representation spaces learned by deep learning models may exhibit non-Euclidean structures. Also, Jain (2010) notes that K-Means tends to force distinct outliers into spherical clusters, introducing noise and reducing the interpretability of the discovered concepts.

To solve these issues, we propose the Vector Quantized Latent Concept (VQLC) method, which directly maps continuous representations onto a discrete, learnable codebook, enabling a conceptual interpretation of the model’s internal representations. We hypothesize that each codebook vector serves as a latent concept vector, with input tokens assigned to the same vector collectively forming a latent concept. Given a test instance, VQLC maps salient input token representations to these codebook vectors, revealing the latent concepts that the model relies on for its prediction.

We conduct an extensive evaluation comparing hierarchical clustering, K-Means clustering, and VQLC to analyze their strengths and limitations in latent concept discovery. We observe that hierarchical clustering produces label-aligned concepts, but their quadratic complexity prevents them from scaling to large datasets. In contrast, while K-Means is computationally efficient, it often yields shallow or frequency-dominated concepts. Our results demonstrate that VQLC strikes a balance, achieving scalability while maintaining comparable performance in generating human-

<sup>1</sup>Dalhousie University, Canada <sup>2</sup>University of Calgary, Canada.  
Correspondence to: Xuemin Yu <xuemin.yu@dal.ca>.

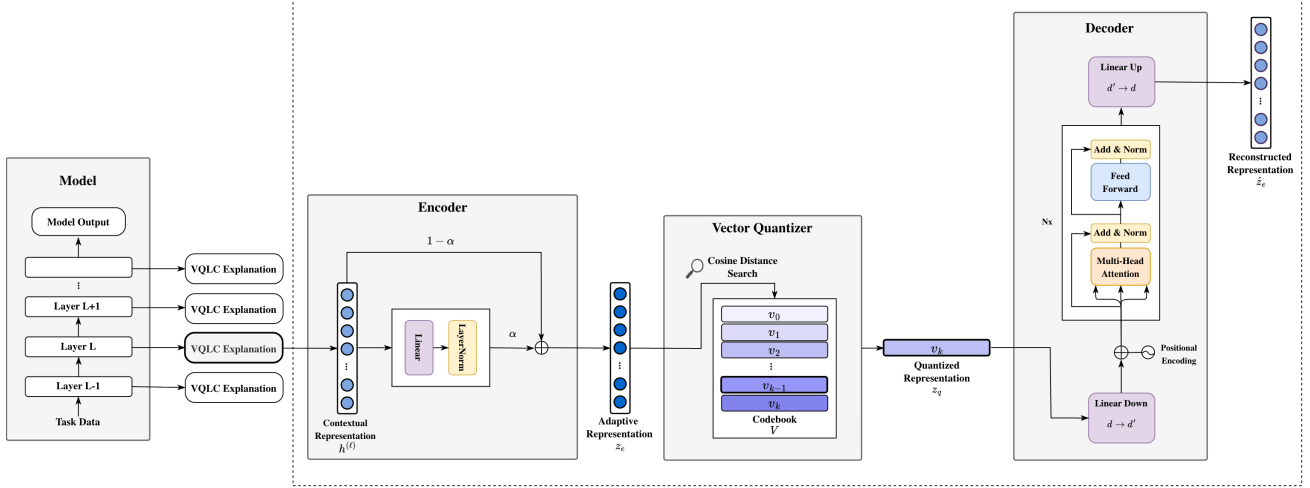


Figure 1. Architecture overview: Contextual token representations extracted from a deep learning model are first passed through an adaptive residual encoder to preserve the semantic structure of the input while enabling stable vector quantization. The adaptive representations are then fed into a vector quantizer, where each token is assigned to its nearest codebook vector to obtain a quantized representation. Finally, a decoder reconstructs the contextual representations from the quantized codebook vectors.

understandable explanations.

## 2. Problem Formulation

We consider a deep learning model  $\mathbb{M}$  with  $l \in L$  layers. Given an input instance  $s = w_1, w_2, \dots, w_N$ , the contextual representation of a token  $w_i$  in layer  $l$  is denoted  $h_{w_i}^{(l)}$ . Let  $H^{(l)}$  denote the set of all contextual representations extracted from the layer  $l$  in the training dataset  $\mathbb{D}$ . Our goal is to learn a discrete set of latent concept vectors:

$$\mathcal{V} = \{v_1, \dots, v_K\},$$

where each contextual representation  $h_{w_i}^{(l)} \in H^{(l)}$  is assigned to one latent concept vector  $v_k \in \mathcal{V}$ .

We define a set of latent concepts as  $\mathcal{C} = \{c_1, \dots, c_K\}$ , where each latent concept  $c_k$  is defined as the collection of tokens whose contextual representations are mapped to the same latent concept vector  $v_k$  at the end of training. Tokens assigned to the same latent concept vector are expected to encode similar semantic facets. At inference time, for a given test instance, the latent concept associated with the salient token is used as the explanation of the model’s prediction.

## 3. Methodology

The architecture of VQLC follows the VQ-VAE framework (van den Oord et al., 2017), which consists of three main modules:

- **Encoder:** A lightweight single-layer encoder with a learnable residual mixing mechanism that projects to a representation space for stable vector quantization.

- **Vector Quantizer:** A mapping from the encoder output representation space to a set of learnable codebook vectors.
- **Decoder:** A decoder that reconstructs the contextual representations from the quantized codebook vectors.

As Figure 1 shows, VQLC provides latent concept explanations for a chosen layer of the model. For each instance in a training dataset, we extract the contextual representations at the target layer from the model. These representations are passed through an encoder that is trained to preserve their semantic distribution while adaptively adjusting them to a space that is more suitable for stable codebook learning, as supported by a sensitivity analysis in Appendix F. The resulting representations are quantized and assigned to their nearest codebook vectors, which are updated during training using the exponentially moving average (EMA) method. At inference time, we identify the salient input token and use the codebook vector assigned to it as the latent concept explanation for the model’s prediction.

### 3.1. Encoder

We employ an adaptive residual encoder consisting of a linear layer and an adaptive residual connection (Equation 1). The residual connection preserves the semantic structure of the original contextual representations, ensuring that the encoder output remains faithful to the model used for prediction or generation. The linear layer provides controlled adjustment to the representation space, enabling the encoder output to support stable codebook learning. Let  $h_{w_i}^{(l)}$  denote the contextual representation of a token  $w_i$  extracted from layer  $l$ . The encoder outputs an adaptive representation

$z_e(w_i)$  defined as:

$$\tilde{h}_{w_i}^{(\ell)} = \text{LN}(Wh_{w_i}^{(\ell)} + b), \quad (1a)$$

$$z_e(w_i) = (1 - \alpha)h_{w_i}^{(\ell)} + \alpha\tilde{h}_{w_i}^{(\ell)}, \quad (1b)$$

where  $\alpha$  is a learnable adaptive coefficient constrained to the range  $(0, 0.5)$  to avoid excessive modification of the original representation.  $W$  and  $b$  are learnable parameters of the linear transformation, and **LN** denotes layer normalization.

### 3.2. Vector Quantizer

A vector quantizer uses a learnable codebook to assign each contextual representation generated from the encoder to its nearest codebook vector. The codebook contains  $K$  vectors, which are updated during training. We refer to the learned codebook vectors as latent concept vectors, denoted by  $\mathcal{V} = \{v_1, \dots, v_K\}$ . Tokens mapped to the same codebook vector form the content of the corresponding concept.

**Codebook Initialization** The codebook is initialized using K-Means clustering over token representations from the training dataset. Prior work indicates that density-based and spectral methods face limitations in high-dimensional spaces, while hierarchical clustering requires pairwise similarity computations that scale poorly with dataset size (Jain, 2010). In contrast, K-Means is computationally efficient, and the linear growth of K-Means with respect to the number of representations makes it feasible to initialize a codebook (Hawasly et al., 2024). These centroids serve as initial codebook vectors, providing a structured starting point that captures high-density regions of the representation space. This initialization yields better initial coverage of the data distribution compared to random initialization (See Appendix I).

**Codebook Learning** We update the codebook using the EMA-based method proposed by Łukasz Kaiser et al. (2018), which provides stable and smooth updates compared to the gradient-based approach. For each codebook vector  $v_j$ , EMA maintains both an accumulated usage frequency  $n_j$  and a moving average of the encoder outputs assigned to it.

The usage frequency of each vector  $v_j$  is calculated as:

$$n_j \leftarrow \lambda n_j + (1 - \lambda) \sum_i \mathbb{1}[z_q(w_i) = v_j], \quad (2)$$

where  $z_q(w_i)$  denotes the codebook vector assigned to token  $w_i$ ,  $\mathbb{1}$  is indicator function, and  $\lambda$  is a decay parameter.

The corresponding codebook vector  $v_j$  is updated towards

the average of its assigned encoder outputs:

$$m_j \leftarrow \lambda m_j + (1 - \lambda) \sum_i \mathbb{1}[z_q(w_i) = v_j] z_e(w_i), \quad (3)$$

$$v_j \leftarrow \frac{m_j}{n_j}, \quad (4)$$

where  $z_e(w_i)$  is the encoder output representation of the token  $w_i$ . The decay parameter  $\lambda$  controls how much the codebook relies on the previous codebook state, and we set  $\lambda = 0.999$  in the experiments.

**Codebook Mapping** During quantization, we compute the cosine distance between each encoder output representation  $z_e(w_i)$  and all codebook vectors:

$$D(z_e(w_i), v_j) = 1 - \frac{z_e(w_i) \cdot v_j}{\|z_e(w_i)\| \|v_j\|}. \quad (5)$$

To mitigate codebook collapse and encourage exploration during training, we adopt a temperature-based sampling mechanism following Takida et al. (2022). We first select the top-k closest codebook vectors and convert their distances into a probability distribution using a softmax function with a temperature parameter. We then sample a codebook vector according to its probability (Equation 6).

$$p(j|z_e(w_i)) = \frac{\exp(-D(z_e(w_i), v_j)/\tau)}{\sum_{j' \in \text{top-}k} \exp(-D(z_e(w_i), v_{j'})/\tau)}, \quad (6)$$

where  $\tau$  is a temperature parameter to control the exploration level of the codebook vectors during the training.

At inference time, we assign each encoder output  $z_e(w_i)$  to its nearest codebook vector. We obtain the index of the nearest codebook vector  $j^*$ , and then use the corresponding codebook vector  $v_{j^*}$  as the quantized representation:

$$j^* = \arg \min_j D(z_e(w_i), v_j), \quad (7)$$

$$z_q(w_i) = v_{j^*}. \quad (8)$$

**Latent Concept Content Extraction** Each learned codebook vector represents a latent concept vector. We group all tokens mapped to the same codebook vector, and the resulting token set forms the content of the latent concept. This grouping includes both words and representative classification tokens. We generally visualize the concept using wordcloud. For concepts dominated by representative classification tokens, we instead randomly sample five representative classification tokens (e.g. [CLS]) from the concept and display their original sentences.

During inference, we use a latent concept assigned to the salient input token to explain the model’s prediction. Following literature (Yu et al., 2024), we focus on the explanation

using the last layer representation. For decoder-only models, the last token is treated as the salient token. While for encoder-based models, the representative classification token (e.g. [CLS]) is used. To extend the method beyond the last layer, we apply integrated gradients (IG) (Sundararajan et al., 2017) to select the token with the highest attribution score as the salient token. An additional analysis on the intermediate layer is reported in Appendix M.

### 3.3. Decoder

The decoder is used to reconstruct the original encoder output representations from the mapped quantized codebook vectors. It consists of three components: a linear down projection, a transformer encoder, and a linear up projection. Let  $T$  denote the sequence length. Given quantized vectors  $z_q \in \mathbb{R}^{T \times d}$ , we first apply a linear down projection to obtain projected quantized vectors  $\tilde{z}_q \in \mathbb{R}^{T \times d'}$ :

$$\tilde{z}_q = z_q W_d, \quad W_d \in \mathbb{R}^{d \times d'}, \quad (9)$$

where  $W_d$  projects original quantized vector from dimension  $d$  to a lower dimensional space  $d'$  ( $d' \leq d$ ). This design is inspired by Sandler et al. (2018)’s work, which employs linear layers to encode and decode features in a low-dimensional space while reducing computation and preserving useful information. For moderate-dimensional quantized vectors (e.g.,  $d = 768$ ), the projection functions are similar to linear adapters (Houlsby et al., 2019), learning a linear change of basis to align the codebook space with the decoder’s feature space. We provide an ablation study in Appendix H to demonstrate the necessity of the linear projection. We then process the projected quantized vectors by a 4-layer transformer encoder to reconstructed quantized vectors  $\tilde{H}$ :

$$\tilde{H} = \text{Transformer}(\tilde{z}_q), \quad (10)$$

which captures contextual information across quantized vectors via self-attention. Finally, we apply a linear up projection to obtain the final reconstructed representations  $\hat{z}_e \in \mathbb{R}^{T \times d}$ :

$$\hat{z}_e = \tilde{H} W_u, \quad W_u \in \mathbb{R}^{d' \times d}, \quad (11)$$

where  $W_u$  maps reconstructed quantized vectors  $\tilde{H}$  back to the original dimension. This ensures the reconstructed representations are aligned with the encoder output space for loss computation.

### 3.4. Training Objective

The overall training objective consists of two components, as shown in Equation 12. The **reconstruction loss** trains the decoder to accurately reconstruct the encoder output representations. Because gradients propagate back to the encoder, this objective also shapes the encoder to generate

representations that preserve contextual information and facilitate vector quantization. The **commitment loss** encourages the encoder outputs to remain close to their assigned code vectors, preventing them drifting away during training.

$$\mathcal{L} = \mathcal{L}_{\text{rec}} + \beta \mathcal{L}_{\text{commit}} \quad (12)$$

$$\mathcal{L}_{\text{rec}} = \|z_e(w_i) - \hat{z}_e(w_i)\|_2^2 \quad (13)$$

$$\mathcal{L}_{\text{commit}} = \|z_e(w_i) - \text{sg}[z_q(w_i)]\|_2^2, \quad (14)$$

where sg is the stop-gradient operator, which prevents gradient updates on the codebook.  $\beta$  is used to control the strength of the commitment constraint. We set  $\beta = 0.25$  in our experiments and had a sensitivity analysis of  $\beta$  in Appendix D.

## 4. Experiment Setup

**Data** We conduct experiments using three sequence classification tasks. We use the ERASER Movie Reviews dataset (Pang & Lee, 2004) for the sentiment classification task, the Jigsaw Toxicity dataset (cjadams et al., 2017) for the toxic classification task, and the AG News dataset (Gulli, 2005) for the multi-class news topic classification. The Appendix B provides detailed dataset information.

**Models** We evaluate our method on two fine-tuned 12-layered pre-trained models, BERT-base-cased (Devlin et al., 2019) and RoBERTa (Liu et al., 2019), both finetuned on the training datasets. The fine-tuning performance is provided in Appendix C. In addition, we include two decoder-only large language models (LLMs), Llama-2-7b-chat-hf (Touvron et al., 2023) and Qwen2.5-3B (Team, 2024), which are evaluated in a zero-shot prompt setting.

**Module-specific hyperparameters** We employ the NeuroX toolkit (Dalvi et al., 2023) to extract token activations for a given dataset. To facilitate a fair comparison with the method proposed by Yu et al. (2024), we apply the same token filtering criteria, excluding those with frequencies less than five, and randomly select 20 contextual occurrences of each token. We retain all occurrences for the representative classification tokens. For the encoder, we had a learnable alpha (Appendix F has sensitivity analysis for this hyperparameter). For the vector quantizer, we set the commitment loss weight to 0.25, codebook size  $K = 400$ , top-k = 5, and temperature = 1.0. The sensitivity analysis details of these hyperparameters are in Appendices D, E, G.

### Baselines

- **LACoAT** (Yu et al., 2024): uses agglomerative hierarchical clustering to discover latent concepts and trains a classifier to map tokens to concepts. Latent concept vectors are computed by averaging token representations within



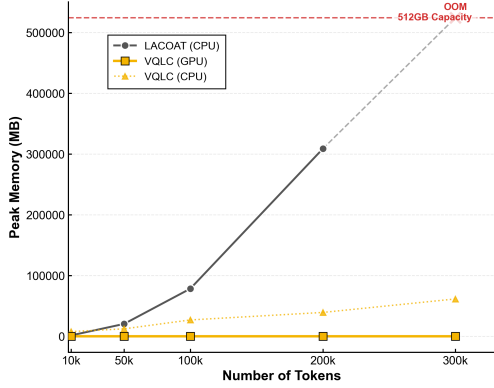


Figure 2. Peak Memory Usage vs. Number of Tokens

a cluster. This baseline tests whether VQLC achieves comparable concept quality with better scalability.

- **K-Means:** applies K-Means clustering directly to token representations to obtain concepts, and assigns tokens to the nearest concept vector using cosine similarity at inference. This baseline assesses whether VQLC improves the interpretability of K-Means.

Given that both VQLC and K-Means are sensitive to initialization seeds, we conduct the experiments using three different random seeds and report their best performance.

## 5. Evaluation

LACOAT (Yu et al., 2024) demonstrated faithful explanation of predictions using hierarchical clustering-based latent concepts. We compare LACOAT with VQLC on the scalability axis to compare the practicality of both approaches. Moreover, we perform a faithfulness evaluation, a LLMs-based evaluation, and a qualitative evaluation to assess the faithfulness, and interpretability of VQLC. Prior works have found that the last layer contains the most task-aligned representation (Ansuini et al., 2019; Roeder et al., 2021; Yu et al., 2024). Our experiments focus on the explanations extracted from the last layer.

### 5.1. Scalability Evaluation

We evaluate scalability by comparing the computational cost of the LACOAT method and the VQLC method. Experiments are conducted on five dataset sizes, with the number of tokens set to 10k, 50k, 100k, 200k, and 300k. Each token representation is a 2048-dimensional vector. We use peak memory usage as the computational cost metric. Since two methods are designed to run on different devices, we record both peak CPU and GPU memory. The maximum memory allocated to run is 512GB.

Figure 2 illustrates the peak memory usage during the latent concept discovery phase for both methods. The results

Table 1. Faithfulness Evaluation: Accuracy Drop (%) of the probing classifier after ablating the most salient latent concept vector from the sentence representation. **Higher is better** ( $\uparrow$ ). The best results are **bolded**, and the second-best results are underlined.

Dataset	Method	RoBERTa	BERT	LLaMA	Qwen
Jigsaw	LACOAT	37.13	15.79	<u>15.41</u>	24.35
	K-Means	<u>38.90</u>	<u>37.39</u>	<b>24.47</b>	<u>26.52</u>
	VQLC	<b>39.16</b>	<b>66.81</b>	7.60	<b>48.85</b>
Movie	LACOAT	41.37	<u>39.83</u>	12.03	<u>37.23</u>
	K-Means	<u>44.31</u>	<b>40.42</b>	<b>27.35</b>	<b>39.91</b>
	VQLC	<b>48.24</b>	21.10	<u>17.76</u>	34.94
AG News	LACOAT	66.58	<u>74.75</u>	-7.80	<u>48.92</u>
	K-Means	<u>66.83</u>	<b>75.08</b>	<b>10.59</b>	<b>50.03</b>
	VQLC	<b>67.92</b>	48.92	<u>5.68</u>	46.08

demonstrate that VQLC provides a memory efficiency advantage over LACOAT, particularly when scaling to larger datasets. The memory consumption of LACOAT grows nearly quadratically with respect to the number of tokens. It consumes around 300GB for 200k tokens and exceeds the 512GB limits before reaching 300k tokens, triggering an out-of-memory (OOM) error. This indicates the practical limitation of LACOAT in handling large-scale datasets with limited memory resources. In contrast, VQLC shows a stable and modest increase in memory consumption. Even at 300k tokens, the peak memory usage remains around 50GB, which is substantially lower than the 512GB capacity. These results indicate that VQLC effectively mitigates the scalability issue.

Beyond empirical memory usage, these methods differ fundamentally in computational complexity. LACOAT relies on hierarchical clustering, which requires computing and storing all pairwise distances. This leads to  $O(N^2)$  memory and time cost, where  $N$  is the number of tokens. In contrast, VQLC uses K-Means to initialize the codebook. K-Means has  $O(NKT)$  complexity, where  $K$  is the codebook size and  $T$  is the number of K-Means iterations. VQLC then assigns each token to its nearest codebook vector with  $O(NK)$  cost. Since both  $K$  and  $T$  are fixed constants, the concept discovery of VQLC scales nearly linearly with  $N$ , which enables VQLC to handle large-scale datasets.

### 5.2. Faithfulness Evaluation

We hypothesize that if a latent concept encodes task-relevant information that the model relies on for the prediction, then removing it from the sentence representation should reduce task performance. We measure this effect using a linear probing classifier trained on original contextual representations to approximate the model’s decision boundary for the original task. The probing classifier is trained using the same task labels as the model used for prediction.

We measure faithfulness by removing salient latent concept

Table 2. LLMs-based evaluation: **Top:** Average rank values for each method across datasets. **Bottom:** Inter-LLM Agreement scores to measure the agreement of the rank order across the LLM evaluators for VQLC method. The best results are **bolded**, and the second-best results are underlined.

Top: Average Rank ( $\downarrow$ )					
Dataset	Method	RoBERTa	BERT	LLaMA	Qwen
Jigsaw	LACOAT	<b>1.458</b>	<b>1.347</b>	2.104	<b>1.327</b>
	K-Means	2.271	2.333	<b>1.617</b>	<u>1.826</u>
	VQLC	<u>2.043</u>	<u>2.042</u>	<u>1.723</u>	2.422
Movie	LACOAT	<u>1.778</u>	2.625	2.878	<u>1.826</u>
	K-Means	2.391	<u>1.938</u>	<u>1.688</u>	2.149
	VQLC	<b>1.596</b>	<b>1.300</b>	<b>1.260</b>	<b>1.717</b>
AG News	LACOAT	<b>1.213</b>	<b>1.327</b>	<b>1.532</b>	<b>1.327</b>
	K-Means	2.857	2.694	2.447	2.609
	VQLC	<u>1.820</u>	<u>1.800</u>	<u>1.875</u>	<u>1.778</u>
Bottom: Agreement Score ( $\uparrow$ )					
Dataset		RoBERTa	BERT	LLaMA	Qwen
Jigsaw		0.694	0.683	0.584	0.664
Movie		0.689	0.814	0.764	0.594
AG News		0.736	0.775	0.721	0.570

information from representations via orthogonal projection. We then evaluate the accuracy drop of the probing classifier. The orthogonal projection formula is provided in Appendix J. For encoder-based models, we use the representation of the classification token (e.g. [CLS]) as the sentence representation. For decoder-only models, we use the last token. We compare the probing classifier’s accuracy on the following sets:

- **Original Set:** uses original contextual representations.
- **Concept Perturbed Set:** uses perturbed representations where the salient latent concepts’ direction has been removed via orthogonal projection.

Table 1 shows the accuracy drop of the probing classifier after removing the salient concept vector. We observe substantial variation in the performance of each method across models and datasets. VQLC performs comparably to LACOAT, while K-Means tends to achieve larger drops in many settings. We hypothesize that the geometry of the latent concept vector may have a substantial effect on the original representation when perturbed and it may not fully reflect the quality and faithfulness of the latent concept. For instance, previous works have demonstrated that the representations in LLMs are anisotropic (Gao et al., 2019; Ethayarajh, 2019; Li et al., 2020). K-Means tends to focus on high-density regions in the representation space (Yang et al., 2017; Lin et al., 2018), which can have a large effect on the representations when removed, even though these directions do not correspond to meaningful concepts learned by the model. We tighten our evaluation by considering other quantitative and quantitative methods for evaluation.

### 5.3. LLMs-Based Evaluation

To assess the interpretability of the discovered latent concept, we employ LLMs to judge how well each method’s concept explains the model’s prediction. For each test instance, we provide the sentence, ground-truth label, predicted label, and concept contents generated by VQLC, LACOAT, and K-Means. The LLM evaluators rank the latent concepts of each method from 1 to 3 based on its’ relevance to model’s prediction. We mitigate any potential position bias by randomly shuffling the order with which the latent concepts of each method are input to the LLMs. The same rank can be assigned to multiple methods. The final rank for each sample is determined by majority vote across three LLM evaluators. We report the average rank over all samples. We also measure inter-LLM agreement on the ranking decisions by Krippendorff’s Alpha (Krippendorff, 2011). Details of the ranking metric are provided in Appendix K.

We use three LLMs: Claude 3.5 Haiku, Gemini 2.0 Flash, and DeepSeek Chat (Liu et al., 2024), and evaluate 50 samples per dataset. Latent concepts are presented in two formats to handle concepts that may contain both words, special tokens including sentence tokens like [CLS] or both. When a concept is dominated by special tokens (more than half), we randomly sample five tokens and use their original sentences. Otherwise, we provide the ten most frequent tokens due to the API context length limitations. Prompt templates are provided in Appendix L.

Table 2 reports the average rank (top) and agreement scores (bottom). LACOAT achieves lower rank values than other methods in most settings, with average values around 1.4 on AG news and Jigsaw toxicity datasets, indicating that it is usually ranked first. Compared to K-Means, VQLC obtains lower average ranks in nearly all settings, typically ranked second, demonstrating improved concept interpretability compared to K-Means. The inter-LLM agreement ranges from *Moderate* to *Reliable* for encoder-based models and *Fair* to *Moderate* for decoder-only models, demonstrating that LLM evaluators provide consistent ranking judgments. The difference of trend compared to probing-based faithfulness aligns with our hypothesis in Section 5.2 that K-Means tends to settle the centroids in dense regions of the representations. Although such centroids can influence task performance, they do not necessarily correspond to semantically meaningful and human-interpretable concepts.

### 5.4. Qualitative Evaluation

#### 5.4.1. COMPARING LATENT CONCEPT METHODS

Figure 3 shows several examples of concept comparison in AG News tasks using RoBERTa, and additional examples are provided in Appendix N. For the decoder-only model, we extract the words related to the task label from

the model’s generation as the predicted label. We then present the concepts identified by LACOAT, K-Means, and VQLC. To ensure clarity and comparability across methods, we adopt the same concept representations used in the LLMs-based evaluation.

**Correct Prediction Analysis** Figure 3a shows a correct prediction example. The concept generated by LACOAT comprises words related to the general sports domain, covering types of sports and athletes, such as “taekwondo”, “springboard”, and “Felix”. The concept identified by K-Means consists primarily of punctuation marks and functional words, which are not informative for explaining the prediction. VQLC discovers fine-grained semantic concepts, specifically “swimming”-related terms and athletes such as “freestyle”, “Michael”, and “Thorpe”. Compared to K-Means, both LACOAT and VQLC filter out noise tokens and focus on sports-related information, leading to more plausible explanations.

**Incorrect Prediction Analysis** Figure 3b provides an example where the model incorrectly predicts *World* label for a *Business* news. LACOAT retrieves concept included words like “protests”, “rallies”, and “welfare”, which likely reflect the social attributes associated with the student entity in the training data. However, these broad social concepts do not clearly explain why the model predicts this sentence as the *World* news. As for K-Means, most tokens in the concept are mainly stopwords and punctuation marks, making the explanation less plausible from a human perspective. In contrast, VQLC offers insight by revealing that the model associated the large monetary “\$1.8 billion” and country entities with geopolitical concepts like “Venezuela”, “Chvez”, and “Exports”. It provides a more plausible explanation for incorrect prediction.

**Observations** The concepts identified by K-Means in both examples provide clear evidence supporting our hypothesis in Section 5.3. Functional words, stopwords, and punctuation marks tend to dominate dense regions of the representation space, and K-Means naturally clusters around these dense areas. However, these concepts are implausible from a human interpretation perspective. Unlike K-Means, both LACOAT and VQLC successfully capture meaningful semantic concepts. In addition, LACOAT tends to provide coarse-grained, generic thematic concepts. VQLC demonstrates fine-grained explanations, aligning with the context of the input sentence.

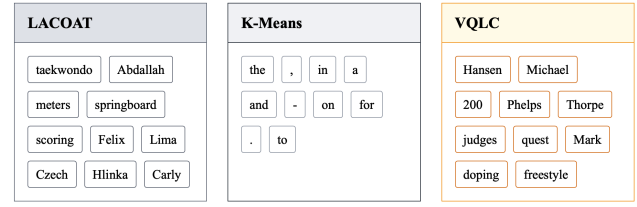
#### 5.4.2. VQLC DISCOVERED LATENT CONCEPTS

We analyze the latent concepts discovered by VQLC. Each concept is visualized using a wordcloud constructed from the top-100 most frequent tokens. Figure 4 presents ex-

**Sentence:** US Men Have Right Touch in Relay Duel Against Australia THENS, Aug. 17 - So Michael Phelps is not going to match the seven gold medals won by Mark Spitz. And it is too early to tell if he will match Aleksandr Dityatin, the Soviet gymnast who won eight total medals in 1980. But those were not the ...

**Ground Truth:** 1 (Sports News) **Prediction:** 1 (Sports News)

**Salient Token:** <=>135

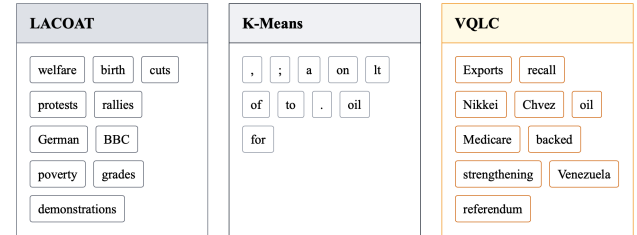


(a) AG News: Correct Prediction

**Sentence:** Students Pay More for Beer Than Books British students spend about \$1.8 billion on drink every year, nearly three times as much as they cough up for books, a survey released on Monday showed.

**Ground Truth:** 2 (Business News) **Prediction:** 0 (World News)

**Salient Token:** <=>436



(b) AG News: Incorrect Prediction

Figure 3. Examples of concept explanations for the RoBERTa model on the AG News dataset. *Sentence* denotes the input sentence, *ground truth* the gold label, and *prediction* the model output. *Salient token* refers to the token with the highest attributed score.

amples of latent concepts learned by the RoBERTa model on the AG news dataset. In the *Sports* category, Figure 4a and 4d show two distinct concepts. Figure 4a captures baseball-related words, including team names, player names, terminology, and actions (e.g., “AL”, “Loaiza”, and “inning”). In contrast, Figure 4d focuses on American football (e.g., “NFL”) and soccer (e.g., “UEFA”). For the *Sci/Tech* category, VQLC identifies highly specific themes. Figure 4b highlights health and nutritional guidelines (e.g., “low-crab”, “patient”, and “diabetes”), while Figure 4e centers on space exploration and astronomy with terms like “NASA”, “Space”, and “Mars”. Within the *World* category, Figure 4c presents a concept associated with international conflict and war, including words like “Bombs”, “blast”, and “explosions”. Figure 4f captures environmental disasters and their impacts by words such as “flooding”, “storm”, and “electricity”. These examples demonstrate that VQLC can capture diverse and fine-grained latent concepts. Unlike K-Means, which may group tokens based on density, the codebook learning of VQLC results in concepts with more consistent semantic content and reduced noise. This validates the necessity of the vector quantization process.



Figure 4. Examples of latent concepts identified in the RoBERTa model for the AG news classification task

## 6. Related Work

Early interpretability methods focused on attributing input features to predictions, such as IG (Sundararajan et al., 2017), smoothGrad (Smilkov et al., 2017), SHAP (Lundberg & Lee, 2017), and LIME (Ribeiro et al., 2016). Former concept-based works like TCAV (Kim et al., 2018) and CE-Bab (Abraham et al., 2022) interpret models using human-defined concepts, while later works like ACE (Ghorbani et al., 2019) automatically discover concepts via clustering. More recent methods extract the latent concepts directly from hidden representations to enable higher-level semantic explanations (Rajani et al., 2020; Dalvi et al., 2022; Jourdan et al., 2023; Zhao et al., 2024; Yu et al., 2024; Lam et al., 2024; Sharma et al., 2025).

Motivated by the superposition hypothesis, Sparse Autoencoders (SAE) have recently become a popular tool in mechanistic interpretability (Cunningham et al., 2023; Härle et al., 2024; Templeton et al., 2024; Lan et al., 2024) to decompose representations into sparse feature directions (Elhage et al., 2022). Different from latent concept explanations, they operate at neuron-level interpretation, aimed at disentangling concept knowledge into monotonic neurons.

VQ-VAE (van den Oord et al., 2017) learns discrete latent representations via a finite codebook, enabling a natural discretization of the feature space. Prior works have mainly applied it to representation learning and compression (Łukasz Kaiser et al., 2018; Guo et al., 2020; Yu et al., 2021; Bhardwaj et al., 2022; Huang et al., 2023a). We instead adopt it for latent concept discovery in LLM interpretability.

## 7. Conclusion

This work introduced VQLC, a vector quantization-based framework for latent concept discovery. We performed a

thorough comparative study comparing it with commonly used clustering based methods for concept discovery. Our results suggested that hierarchical clustering-based concept discovery methods such as LACOAT remain effective on small- to medium-sized datasets (fewer than 100k tokens). They can recover coarse-level and label-aligned concepts. However, their  $O(N^2)$  memory and time complexity make them impractical for large-scale datasets. In contrast, VQLC scales near-linearly with respect to the number of tokens, enabling efficient concept discovery on large datasets. Moreover, both LLMs-based evaluation and qualitative evaluation highlight the necessity of the codebook training. Unlike K-Means, VQLC generates more interpretable and fine-grained concepts by leveraging vector quantization. Overall, VQLC provides a scalable approach for generating latent concept-based explanations, offering a balance of scalability, faithfulness, and plausibility.

## 8. Limitation

A limitation of the VQLC method is its reliance on K-Means initialization. Since K-Means clustering is sensitive to the random seed, the initial codebook centroids would differ across runs, which leads to differences in the discovered centroids. A more robust initialization may further improve the VQLC performance. The other major limitation is that this method introduces additional hyperparameters, such as the commitment loss weight and codebook size, which need to be tuned carefully to ensure stable codebook learning. Finally, the current study focuses on classification tasks. Since generative models rely on token-by-token generation and reasoning, understanding the model generation steps by latent concept-based explanation is an essential direction for future work.



## Impact

This paper advances the field of model interpretability for large language models. While general concerns about AI interpretability exist (e.g., incomplete or incorrect explanations, potential misuse of the approach’s insights), our approach focuses on the theoretical foundations of concept discovery and operates at a scale that poses no specific risks.

## Acknowledgments

We acknowledge the support and funding of CIFAR, the Natural Sciences and Engineering Research Council of Canada (NSERC), the Canada Foundation for Innovation (CFI), and Research Nova Scotia. Advanced computing resources are provided by ACENET, the regional partner in Atlantic Canada, the Digital Research Alliance of Canada, the Research Computing Services group at the University of Calgary, and the Denvr Dataworks platform.

## References

- Abraham, E. D., D’Oosterlinck, K., Feder, A., Gat, Y., Geiger, A., Potts, C., Reichart, R., and Wu, Z. Cebab: Estimating the causal effects of real-world concepts on nlp model behavior. *Advances in Neural Information Processing Systems*, 35:17582–17596, 2022.
- Ansuini, A., Laio, A., Macke, J. H., and Zoccolan, D. Intrinsic dimension of data representations in deep neural networks. *Advances in Neural Information Processing Systems*, 32, 2019.
- Bhardwaj, R., Saha, A., Hoi, S. C., and Poria, S. Vector-quantized input-contextualized soft prompts for natural language understanding. In Goldberg, Y., Kozareva, Z., and Zhang, Y. (eds.), *Proceedings of the 2022 Conference on Empirical Methods in Natural Language Processing*, pp. 6776–6791, Abu Dhabi, United Arab Emirates, December 2022. Association for Computational Linguistics. doi: 10.18653/v1/2022.emnlp-main.455. URL <https://aclanthology.org/2022.emnlp-main.455/>.
- cjadams, Sorensen, J., Elliott, J., Dixon, L., McDonald, M., nithum, and Cukierski, W. Toxic comment classification challenge, 2017. URL <https://kaggle.com/com-petitions/jigsaw-toxic-comment-classification-challenge>.
- Cunningham, H., Ewart, A., Riggs, L., Huben, R., and Sharkey, L. Sparse autoencoders find highly interpretable features in language models. *arXiv preprint arXiv:2309.08600*, 2023.
- Dalvi, F., Khan, A. R., Alam, F., Durrani, N., Xu, J., and Sajjad, H. Discovering latent concepts learned in BERT. In *International Conference on Learning Representations*, 2022. URL <https://openreview.net/forum?id=POTMtpYI1xH>.
- Dalvi, F., Durrani, N., and Sajjad, H. Neurox library for neuron analysis of deep nlp models. In *Proceedings of the 61st Annual Meeting of the Association for Computational Linguistics: System Demonstrations*, pp. 75–83, Toronto, Canada, July 2023. Association for Computational Linguistics.
- Devlin, J., Chang, M.-W., Lee, K., and Toutanova, K. BERT: Pre-training of deep bidirectional transformers for language understanding. In *Proceedings of the 2019 Conference of the North American Chapter of the Association for Computational Linguistics: Human Language Technologies, NAACL-HLT ’19*, pp. 4171–4186, Minneapolis, Minnesota, USA, 2019. Association for Computational Linguistics. doi: 10.18653/v1/N19-1423. URL <https://www.aclweb.org/anthology/N19-1423>.
- Dodge, J., Sap, M., Marasović, A., Agnew, W., Ilharco, G., Groeneveld, D., Mitchell, M., and Gardner, M. Documenting large webtext corpora: A case study on the colossal clean crawled corpus. In Moens, M.-F., Huang, X., Specia, L., and Yih, S. W.-t. (eds.), *Proceedings of the 2021 Conference on Empirical Methods in Natural Language Processing*, pp. 1286–1305, Online and Punta Cana, Dominican Republic, November 2021. Association for Computational Linguistics. doi: 10.18653/v1/2021.emnlp-main.98. URL <https://aclanthology.org/2021.emnlp-main.98/>.
- Elhage, N., Hume, T., Olsson, C., Schiefer, N., Henighan, T., Kravec, S., Hatfield-Dodds, Z., Lasenby, R., Drain, D., Chen, C., Grosse, R., McCandlish, S., Kaplan, J., Amodei, D., Wattenberg, M., and Olah, C. Toy models of superposition. *Transformer Circuits Thread*, 2022.
- Ethayarajh, K. How contextual are contextualized word representations? comparing the geometry of bert, elmo, and gpt-2 embeddings. *arXiv preprint arXiv:1909.00512*, 2019.
- Gao, J., He, D., Tan, X., Qin, T., Wang, L., and Liu, T.-Y. Representation degeneration problem in training natural language generation models. *arXiv preprint arXiv:1907.12009*, 2019.
- Ghorbani, A., Wexler, J., Zou, J., and Kim, B. Towards Automatic Concept-based Explanations, October 2019. URL <http://arxiv.org/abs/1902.03129>. arXiv:1902.03129 [cs, stat].
- Gulli, A. Ag’s corpus of news articles, 2005. URL [http://groups.di.unipi.it/~gulli/AG\\_corpus\\_of\\_news\\_articles.html](http://groups.di.unipi.it/~gulli/AG_corpus_of_news_articles.html).

- Guo, D., Tang, D., Duan, N., Yin, J., Jiang, D., and Zhou, M. Evidence-aware inferential text generation with vector quantised variational autoencoder, 2020. URL <https://arxiv.org/abs/2006.08101>.
- Härle, R., Friedrich, F., Brack, M., Deiseroth, B., Schramowski, P., and Kersting, K. Scar: Sparse conditioned autoencoders for concept detection and steering in llms. *arXiv preprint arXiv:2411.07122*, 2024.
- Hawasly, M., Dalvi, F., and Durrani, N. Scaling up discovery of latent concepts in deep nlp models. In *Proceedings of the 18th Conference of the European Chapter of the Association for Computational Linguistics (Volume 1: Long Papers)*, pp. 793–806, 2024.
- Houlsby, N., Giurgiu, A., Jastrzebski, S., Morrone, B., De Laroussilhe, Q., Gesmundo, A., Attariyan, M., and Gelly, S. Parameter-efficient transfer learning for nlp. In *International conference on machine learning*, pp. 2790–2799. PMLR, 2019.
- Huang, M., Mao, Z., Chen, Z., and Zhang, Y. Towards accurate image coding: Improved autoregressive image generation with dynamic vector quantization, 2023a. URL <https://arxiv.org/abs/2305.11718>.
- Huang, Y., Huang, Z., Cui, H., Meng, Q., and Rudin, C. Augmenting interpretable models with large language models. *arXiv preprint arXiv:2307.05310*, 2023b.
- Jain, A. K. Data clustering: 50 years beyond k-means. *Pattern Recognition Letters*, 31(8):651–666, 2010. ISSN 0167-8655. doi: <https://doi.org/10.1016/j.patrec.2009.09.011>. URL <https://www.sciencedirect.com/science/article/pii/S0167865509002323>. Award winning papers from the 19th International Conference on Pattern Recognition (ICPR).
- Jourdan, F., Picard, A., Fel, T., Risser, L., Loubes, J. M., and Asher, N. Cockatiel: Continuous concept ranked attribution with interpretable elements for explaining neural net classifiers on nlp tasks. *arXiv preprint arXiv:2305.06754*, 2023.
- Kim, B., Wattenberg, M., Gilmer, J., Cai, C., Wexler, J., Viegas, F., and Sayres, R. Interpretability beyond feature attribution: Quantitative testing with concept activation vectors (TCAV). In *Proceedings of the 35th International Conference on Machine Learning*, volume 80 of *Proceedings of Machine Learning Research*, pp. 2668–2677, 2018.
- Krippendorff, K. Computing krippendorff’s alpha-reliability. 2011.
- Lam, M. S., Teoh, J., Landay, J. A., Heer, J., and Bernstein, M. S. Concept induction: Analyzing unstructured text with high-level concepts using Iloom. In *Proceedings of the 2024 CHI Conference on Human Factors in Computing Systems*, CHI ’24, New York, NY, USA, 2024. Association for Computing Machinery. ISBN 9798400703300. doi: 10.1145/3613904.3642830. URL <https://doi.org/10.1145/3613904.3642830>.
- Lan, M., Torr, P., Meek, A., Khakzar, A., Krueger, D., and Barez, F. Quantifying feature space universality across large language models via sparse autoencoders. *arXiv preprint arXiv:2410.06981*, 2024.
- Li, B., Zhou, H., He, J., Wang, M., Yang, Y., and Li, L. On the sentence embeddings from pre-trained language models. *arXiv preprint arXiv:2011.05864*, 2020.
- Lin, W.-A., Chen, J.-C., Castillo, C. D., and Chellappa, R. Deep density clustering of unconstrained faces. In *Proceedings of the IEEE conference on computer vision and pattern recognition*, pp. 8128–8137, 2018.
- Liu, A., Feng, B., Xue, B., Wang, B., Wu, B., Lu, C., Zhao, C., Deng, C., Zhang, C., Ruan, C., et al. Deepseek-v3 technical report. *arXiv preprint arXiv:2412.19437*, 2024.
- Liu, Y., Ott, M., Goyal, N., Du, J., Joshi, M., Chen, D., Levy, O., Lewis, M., Zettlemoyer, L., and Stoyanov, V. RoBERTa: A robustly optimized BERT pretraining approach. *ArXiv:1907.11692*, 2019. URL <https://arxiv.org/abs/1907.11692>.
- Lundberg, S. M. and Lee, S.-I. A unified approach to interpreting model predictions. *Advances in neural information processing systems*, 30, 2017.
- Pang, B. and Lee, L. A sentimental education: Sentiment analysis using subjectivity summarization based on minimum cuts. In *Proceedings of the 42nd Annual Meeting on Association for Computational Linguistics*, ACL ’04, pp. 271–es, USA, 2004. Association for Computational Linguistics. doi: 10.3115/1218955.1218990. URL <https://doi.org/10.3115/1218955.1218990>.
- Patil, S., Zhang, Z., Huang, Y., Ma, T., and Xu, M. Hyperbolic large language models. *arXiv preprint arXiv:2509.05757*, 2025.
- Rajani, N. F., Krause, B., Yin, W., Niu, T., Socher, R., and Xiong, C. Explaining and improving model behavior with k nearest neighbor representations. *arXiv preprint arXiv:2010.09030*, 2020.
- Ribeiro, M. T., Singh, S., and Guestrin, C. ” why should i trust you?” explaining the predictions of any classifier. In *Proceedings of the 22nd ACM SIGKDD international conference on knowledge discovery and data mining*, pp. 1135–1144, 2016.

- Roeder, G., Metz, L., and Kingma, D. On linear identifiability of learned representations. In *International Conference on Machine Learning*, pp. 9030–9039. PMLR, 2021.
- Rudin, C. Stop explaining black box machine learning models for high stakes decisions and use interpretable models instead. *Nature Machine Intelligence*, 1(5):206–215, 2019. doi: 10.1038/s42256-019-0048-x.
- Sandler, M., Howard, A., Zhu, M., Zhmoginov, A., and Chen, L.-C. Mobilenetv2: Inverted residuals and linear bottlenecks. In *Proceedings of the IEEE conference on computer vision and pattern recognition*, pp. 4510–4520, 2018.
- Sharma, A., Pungliya, V., Quinn, C. J., and Jannesari, A. Analyzing latent concepts in code language models. *arXiv preprint arXiv:2510.00476*, 2025.
- Sheng, E., Chang, K.-W., Natarajan, P., and Peng, N. Societal biases in language generation: Progress and challenges. In Zong, C., Xia, F., Li, W., and Navigli, R. (eds.), *Proceedings of the 59th Annual Meeting of the Association for Computational Linguistics and the 11th International Joint Conference on Natural Language Processing (Volume 1: Long Papers)*, pp. 4275–4293, Online, August 2021. Association for Computational Linguistics. doi: 10.18653/v1/2021.acl-long.330. URL <https://aclanthology.org/2021.acl-long.330/>.
- Shi, W., Ajith, A., Xia, M., Huang, Y., Liu, D., Blevins, T., Chen, D., and Zettlemoyer, L. Detecting pretraining data from large language models, 2024. URL <https://arxiv.org/abs/2310.16789>.
- Smilkov, D., Thorat, N., Kim, B., Viégas, F., and Wattenberg, M. Smoothgrad: removing noise by adding noise. *arXiv preprint arXiv:1706.03825*, 2017.
- Sundararajan, M., Taly, A., and Yan, Q. Integrated Gradients: Axiomatic attribution for deep networks. 2017. In the Proceedings of ICML.
- Takida, Y., Shibuya, T., Liao, W., Lai, C.-H., Ohmura, J., Uesaka, T., Murata, N., Takahashi, S., Kumakura, T., and Mitsufuji, Y. Sq-vae: Variational bayes on discrete representation with self-annealed stochastic quantization, 2022. URL <https://arxiv.org/abs/2205.07547>.
- Team, Q. Qwen2.5: A party of foundation models, September 2024. URL <https://qwenlm.github.io/blog/qwen2.5/>.
- Templeton, A., Conerly, T., Marcus, J., Lindsey, J., Bricken, T., Chen, B., Pearce, A., Citro, C., Ameisen, E., Jones, A., Cunningham, H., Turner, N. L., McDougall, C., MacDiarmid, M., Freeman, C. D., Sumers, T. R., Rees, E., Batson, J., Jermyn, A., Carter, S., Olah, C., and Henighan, T. Scaling monosemanticity: Extracting interpretable features from claude 3 sonnet. *Transformer Circuits Thread*, 2024. URL <https://transformer-circuits.pub/2024/scaling-monosemanticity/index.html>.
- Touvron, H., Martin, L., Stone, K., Albert, P., Almahairi, A., Babaei, Y., Bashlykov, N., Batra, S., Bhargava, P., Bhosale, S., Bikel, D., Blecher, L., Ferrer, C. C., Chen, M., Cucurull, G., Esiobu, D., Fernandes, J., Fu, J., Fu, W., Fuller, B., Gao, C., Goswami, V., Goyal, N., Hartshorn, A., Hosseini, S., Hou, R., Inan, H., Kardas, M., Kerkez, V., Khabsa, M., Kloumann, I., Korenev, A., Koura, P. S., Lachaux, M.-A., Lavril, T., Lee, J., Liskovich, D., Lu, Y., Mao, Y., Martinet, X., Mihaylov, T., Mishra, P., Molybog, I., Nie, Y., Poulton, A., Reizenstein, J., Rungta, R., Saladi, K., Schelten, A., Silva, R., Smith, E. M., Subramanian, R., Tan, X. E., Tang, B., Taylor, R., Williams, A., Kuan, J. X., Xu, P., Yan, Z., Zarov, I., Zhang, Y., Fan, A., Kambadur, M., Narang, S., Rodriguez, A., Stojnic, R., Edunov, S., and Scialom, T. Llama 2: Open foundation and fine-tuned chat models, 2023.
- van den Oord, A., Vinyals, O., and Kavukcuoglu, K. Neural discrete representation learning. *CoRR*, abs/1711.00937, 2017. URL <http://arxiv.org/abs/1711.00937>.
- Yang, B., Fu, X., Sidiropoulos, N. D., and Hong, M. Towards k-means-friendly spaces: Simultaneous deep learning and clustering. In *international conference on machine learning*, pp. 3861–3870. PMLR, 2017.
- Yu, J., Li, X., Koh, J. Y., Zhang, H., Pang, R., Qin, J., Ku, A., Xu, Y., Baldrige, J., and Wu, Y. Vector-quantized image modeling with improved vqgan. *arXiv preprint arXiv:2110.04627*, 2021.
- Yu, X., Dalvi, F., Durrani, N., Nouri, M., and Sajjad, H. Latent concept-based explanation of NLP models. In Al-Onaizan, Y., Bansal, M., and Chen, Y.-N. (eds.), *Proceedings of the 2024 Conference on Empirical Methods in Natural Language Processing*, pp. 12435–12459, Miami, Florida, USA, November 2024. Association for Computational Linguistics. doi: 10.18653/v1/2024.emnlp-main.692. URL <https://aclanthology.org/2024.emnlp-main.692/>.
- Zhao, R., Wang, T., Wang, Y., and Joty, S. Explaining language model predictions with high-impact concepts. In *Findings of the Association for Computational Linguistics: EACL 2024*, pp. 995–1012, 2024.

---

Łukasz Kaiser, Roy, A., Vaswani, A., Parmar, N., Bengio, S.,  
Uszkoreit, J., and Shazeer, N. Fast decoding in sequence  
models using discrete latent variables, 2018. URL <https://arxiv.org/abs/1803.03382>.



## A. Experiment Setup: Hardware

Our experiments were conducted on high-performance computing (HPC) cluster equipped with NVIDIA H100 and L40 GPUs, and standard CPU resources. We performed all training and inference runs for VQLC and K-Means on H100 GPUs.

## B. Dataset

Table 3. The data statistics of each benchmark used in the evaluation: the ERASER Movie Sentiment dataset (Pang & Lee, 2004), Jigsaw Toxicity dataset (cjadams et al., 2017), and the AG News dataset (Gulli, 2005).

Benchmark	Train	Dev	Tags
ERASER Movie	13878	856	2
JIGSAW Toxicity	9000	800	2
AG News	16000	1200	4

## C. Finetuning Performance of 12-layered pre-trained Models

We finetuned two 12-layered pre-trained models: BERT-base-based (Devlin et al., 2019) and RoBERTa (Liu et al., 2019) with their standard data split.

Table 4. The fine-tuned performance of models across all benchmarks. Model: BERT, RoBERTa

Benchmark	BERT	RoBERTa
ERASER Movie	93.74	95.98
JIGSAW Toxicity	91.30	91.66
AG News	94.88	95.18

## D. Sensitivity Analysis: Commitment Loss Weight

The commonly recommended commitment loss weight in VQ-VAE literature is 0.25. In addition, we conduct a sensitivity analysis of different commitment loss weights on the AG News dataset using the RoBERTa model. We evaluate how varying the weight affects three metrics: validation perplexity, accuracy drop in the faithfulness evaluation, and the percentage of cases where VQLC is ranked as better or similar to other methods.

Higher perplexity indicates that a more diverse set of concepts is being used. A larger accuracy drop suggests that the removed concept is more essential to the model’s prediction, indicating higher faithfulness.

Table 5. Sensitivity analysis of the commitment loss weight. Dataset: AG News; Model: RoBERTa

Commitment loss weight	Val Perplexity	Accuracy Drop
0.15	89.4815	48.50%
0.25	95.5293	67.92%
0.35	98.6614	58.67%
0.45	91.8643	65.33%
0.55	98.4556	44.17%

Table 5 demonstrates that a commitment loss weight of 0.25 achieves the best overall performance. It has the highest accuracy drop in faithfulness evaluation and maintains comparable validation perplexity. These results indicate that 0.25 is the most stable choice.

## E. Sensitivity Analysis: Codebook Size

We have a sensitivity analysis of the codebook size on the AG News dataset using the RoBERTa model. Table 6 shows that the codebook size of 400 achieves the best performance. Also, 400 is matched with the number of clusters used in the evaluation experiments of the LACOAT baseline (Yu et al., 2024).

Table 6. Sensitivity analysis of the Codebook Sizes. Dataset: AG News; Model: RoBERTa

Codebook Size	Accuracy Drop
100	66.50%
200	34.58%
300	52.42%
400	67.92%
500	7.00%

## F. Sensitivity Analysis: Adaptive Alpha Parameter in Encoder

Table 7 demonstrates the impact of the adaptive alpha parameter in Encoder on VQLC performance. A learnable  $\alpha$  has an accuracy drop comparable to  $\alpha = 0$ , but increases perplexity, implying richer and more diverse concept usage.

Table 7. Sensitivity Analysis of  $\alpha$ . Dataset: AG News; Model: RoBERTa

$\alpha$	Val Perplexity	Accuracy Drop
0	46.52433	68.08%
0.5	45.21884	51.58%
1	32.54597	61.33%
<i>learnable</i>	95.52929	67.92%

## G. Sensitivity Analysis: Sampling Parameters in Vector Quantization

We analyze the impact of the top-k and temperature parameters of the top-k sampling mechanism on the VQLC performance. Table 8 presents that top-k = 5 provides the best balance between exploration and faithfulness. Table 9 demonstrates that the temperature has a strong influence on the faithfulness performance. The top-k = 5 and *temperature* = 1 provide sufficient stochasticity for codebook diversity while ensuring stable training.

Table 8. Sensitivity Analysis of Top-k Sampling. Dataset: AG News; Model: RoBERTa

Top-K	Val Perplexity	Accuracy Drop
<i>no-sampling</i>	84.62834	39.58%
3	94.71906	40.58%
5	95.52929	67.92%
10	95.80111	44.42%
20	84.47292	53.67%

Table 9. Sensitivity Analysis of Temperature. Dataset: AG News; Model: RoBERTa

Temperature	Val Perplexity	Accuracy Drop
0.1	74.77587	19.67%
0.3	81.73136	17.67%
0.7	58.56447	4.83%
1	95.52929	67.92%

## H. Ablation Study: Linear Projection

We have an ablation study to evaluate the usefulness of the linear projection. We compare the faithfulness performance with and without the linear projection. Table 10 shows that linear projection provides benefits across both encoder-based models and decoder-only models in most cases.

Table 10. Ablation analysis of the linear projection layer. We report the **Accuracy Drop (%)** when the extracted concepts are removed. The best results in each comparison are marked in **bold**.

Model	AG News		Jigsaw		Movie	
	w/ proj.	w/o proj.	w/ proj.	w/o proj.	w/ proj.	w/o proj.
RoBERTa	<b>67.92 %</b>	61.75%	30.63%	<b>40.29 %</b>	44.77%	<b>47.66 %</b>
BERT	<b>45.83 %</b>	1.25%	<b>66.81 %</b>	26.39%	<b>13.75 %</b>	1.05%
Qwen	<b>46.08 %</b>	11.18%	<b>43.62 %</b>	20.49%	<b>28.13 %</b>	13.72%
Llama	<b>4.57 %</b>	-2.27%	7.21%	<b>8.03 %</b>	<b>8.23 %</b>	1.44%

## I. Comparison of Initialization Methods

We experimented with both uniform random initialization and K-Means initialization. Table 11 indicates that random initialization leads to severe codebook collapse, with the number of effective vectors dropping from 400 to around 15.

Table 11. Comparison between Random and K-Means initialization in RoBERTa and Qwen models: Validation Perplexity and Codebook Usage

Dataset	Initialization	RoBERTa		Qwen	
		Val Perplexity	# Codebook Vectors	Val Perplexity	# Codebook Vectors
AG News	Random	15.238	20	23.674	29
	K-Means	<b>95.529</b>	<b>332</b>	<b>250.984</b>	<b>396</b>
Movie	Random	7.052	10	7.153	9
	K-Means	<b>120.616</b>	<b>341</b>	<b>236.366</b>	<b>396</b>

## J. Faithfulness Evaluation: Orthogonal Projection for Concept Ablation

To measure whether a concept vector encodes a direction that the underlying model relies on for prediction, we remove the salient latent concept from a sentence representation via orthogonal projection. Given a salient latent concept vector  $v_j$  from the codebook and a sentence representation  $h_{w_i}^{(\ell)}$ , the projection of  $h_{w_i}^{(\ell)}$  onto  $v_j$  is defined as:

$$\text{proj}_{v_j}(h_{w_i}^{(\ell)}) = \frac{h_{w_i}^{(\ell)} \cdot v_j}{\|v_j\|^2} v_j \quad (15)$$

This projection isolates the component of the representation that aligns with the concept direction.

To remove this concept direction, we subtract the projection from the original representation:

$$h_{w_i, \perp}^{(\ell)} = h_{w_i}^{(\ell)} - \text{proj}_{c_j}(h_{w_i}^{(\ell)}) \quad (16)$$

The resulting representation  $h_{w_i, \perp}^{(\ell)}$  preserves information of the original representation except for the contribution along the concept direction.

## K. LLMs-Based Evaluation: Average Ranking Formula

Let  $S$  denote the set of samples,  $A$  the set of method approaches, and  $E$  the set of the LLM evaluators. For each sample  $i \in S$ , each evaluator  $e$  assigns a ranking value  $r_{i,a}^{(e)} \in \{1, 2, 3\}$  for each method  $a \in A$ . For each sample  $i$  and method  $a$ ,

we have an aggregated rank value  $\hat{r}_{i,a}$  by the majority of votes among the evaluators. A valid majority voting rank exists if and only if at least two of the three evaluators assign the same rank value to a method. Let  $S_a$  denote the samples for which method  $a$  has a valid majority voting rank.

Then, we compute the average rank value for each method:

$$\text{AvgRank}(a) = \frac{1}{|S_a|} \sum_{i \in S_a} \hat{r}_{i,a}, \quad (17)$$

where  $|S_a|$  denotes the number of samples having a valid majority voting ranking value for method  $a$ . A lower average rank value indicates the method is preferred more often.

## L. LLMs-Based Evaluation: Prompt Template

We use the following prompt template for each LLMs evaluator to assign a rank between 1 to 3 for each concept discovered by methods.

You are an expert AI Judge evaluating Latent Concept based Explanation methods.  
**\*\*Task:\*\*** Rank the concept sets based on **\*\*Evidence Strength\*\*** for the model's prediction.

**\*\*Context:\*\***

– **\*\*Input Text:\*\*** {sentence}  
 – **\*\*Model Prediction:\*\*** {predicted label meaning} (Raw: {predicted label})

**\*\*Ranking Criteria:\*\***

{Task Prompt}

**\*\*Concepts to Evaluate:\*\***

Name: {Method1 Name}

Content: {concept content}

Name: {Method2 Name}

Content: {concept content}

Name: {Method3 Name}

Content: {concept content}

**\*\*Output Instructions:\*\***

1. **\*\*TIES ARE ALLOWED:\*\*** If multiple configurations provide equally strong evidence (or are equally noisy), **\*\*assign them the SAME rank\*\***.
2. **\*\*Exact Names:\*\*** In the JSON output, the "configuration" field **MUST** match the Name provided above **EXACTLY**.

**\*\*Required JSON Format:\*\***

```
{
  "ranking": [
    {"configuration": "Method2", "rank": 1, "reason": "Contains strong signal..."},
    {"configuration": "Method1", "rank": 1, "reason": "Contains strong signal..."},
    {"configuration": "Method3", "rank": 3, "reason": "Mostly noise..."}
  ]
}
```

We additionally include task-specific prompts in the template. The content of {Task Prompt} depends on the particular task.



---

### Jigsaw Toxicity Task - Toxic:

**\*\*TARGET CLASS: {prediction\_label} (Offensive)\*\***

**\*\*SIGNAL-TO-NOISE PRINCIPLE (Read Carefully):\*\***

1. **\*\*Pure Signal (Best):\*\*** Concepts containing *\*only\** relevant content words.
2. **\*\*Mixed Signal (Good/Okay):\*\*** Concepts containing strong relevant words mixed with some stopwords.
  - *\*Do NOT rank these low just because of a few stopwords.\** - If the key evidence (e.g., "kill", "love", "stocks") is present, it is still a GOOD concept.
  - However, if two concepts have the same signal, the one with fewer stopwords is better.
3. **\*\*Pure Noise (Worst):\*\*** Concepts containing *\*only\** stopwords (the, is, you) or punctuation. These explain nothing.

\* **\*\*Rank 1 Evidence:\*\*** Profanity, slurs, insults (e.g., "idiot", "stupid", "kill").  
\* **\*\*Rank Low:\*\*** Pure noise or neutral words that don't justify toxicity.

### Jigsaw Toxicity Task - Non-toxic:

**\*\*TARGET CLASS: {prediction\_label} (Safe/Neutral)\*\***

**\*\*SIGNAL-TO-NOISE PRINCIPLE (Read Carefully):\*\***

1. **\*\*Pure Signal (Best):\*\*** Concepts containing *\*only\** relevant content words.
2. **\*\*Mixed Signal (Good/Okay):\*\*** Concepts containing strong relevant words mixed with some stopwords.
  - *\*Do NOT rank these low just because of a few stopwords.\** - If the key evidence (e.g., "kill", "love", "stocks") is present, it is still a GOOD concept.
  - However, if two concepts have the same signal, the one with fewer stopwords is better.
3. **\*\*Pure Noise (Worst):\*\*** Concepts containing *\*only\** stopwords (the, is, you) or punctuation. These explain nothing.

\* **\*\*Rank 1 Evidence:\*\*** Specific content words showing normal conversation (e.g., "article", "edit", "agree", "discussion").  
\* **\*\*Rank Low:\*\*** Pure noise (only "the", "it", ".").

### ERASER Movie Tasks:

**\*\*TARGET CLASS: {prediction\_label}\*\***

**\*\*SIGNAL-TO-NOISE PRINCIPLE (Read Carefully):\*\***

1. **\*\*Pure Signal (Best):\*\*** Concepts containing *\*only\** relevant content words.
2. **\*\*Mixed Signal (Good/Okay):\*\*** Concepts containing strong relevant words mixed with some stopwords.
  - *\*Do NOT rank these low just because of a few stopwords.\** - If the key evidence (e.g., "kill", "love", "stocks") is present, it is still a GOOD concept.
  - However, if two concepts have the same signal, the one with fewer stopwords is better.
3. **\*\*Pure Noise (Worst):\*\*** Concepts containing *\*only\** stopwords (the, is, you) or punctuation. These explain nothing.

\* **\*\*Rank 1 Evidence:\*\*** Strong adjectives/verbs carrying **\*\*{predicted label meaning}\*\*** sentiment.  
\* **\*\*Rank Low:\*\*** Plot details without emotion, or pure noise.

---

## AG NEWS Task:

**\*\*TARGET CLASS: {prediction\_label}\*\***

**\*\*SIGNAL-TO-NOISE PRINCIPLE (Read Carefully):\*\***

1. **\*\*Pure Signal (Best):\*\*** Concepts containing *only* relevant content words.

2. **\*\*Mixed Signal (Good/Okay):\*\*** Concepts containing strong relevant words mixed with some stopwords.

- *Do NOT* rank these low just because of a few stopwords.\* - If the key evidence (e.g., "kill", "love", "stocks") is present, it is still a GOOD concept.
- However, if two concepts have the same signal, the one with fewer stopwords is better.

3. **\*\*Pure Noise (Worst):\*\*** Concepts containing *only* stopwords (the, is, you) or punctuation. These explain nothing.

\* **\*\*Rank 1 Evidence:\*\*** Keywords highly specific to the topic (Entities, technical terms, event names).

\* **\*\*Rank Low:\*\*** Generic verbs or pure noise.

## M. Faithfulness and LLMs-based Evaluation: Intermediate layer

We use the latent concept of the salient token as the explanation for the input instance during the inference. For analyses at the last layer, the salient token is the last token of the input instance. For other layers such as intermediate layer, we use IG to identify the most attributed token as the salient token. Table 12 presents an example of the faithfulness evaluation and LLMs-based evaluation conducted on an intermediate layer of the Qwen model.

Table 12. Performance of the intermediate layer (Layer 18) across datasets. **Model:** Qwen. **Faithfulness:** Higher is better ( $\uparrow$ ). **LLMs-based Eval:** Lower is better ( $\downarrow$ ).

<b>Dataset</b>	<b>Faithfulness</b> (Accuracy Drop $\uparrow$ )	<b>LLMs-based</b> (Average Rank $\downarrow$ )
<b>Jigsaw</b>	2.04%	2.158
<b>Movie</b>	-10.78%	2.160
<b>AG News</b>	7.81%	1.860

## N. Examples of Qualitative Evaluation

Figure 5 presents an instance where the Qwen model makes a correct prediction on the AG New dataset. While LACOAT identifies the concept broadly related to general business topics. K-Means provides a mixed concept, containing unrelated contents. The concept discovered by VQLC focuses on corporate, IPOs, and the stock market, which aligns with the input sentence. Figure 6 illustrates an incorrect prediction example where the model misclassifies the input instance as business news. LACOAT captures the business-related information but mainly focuses on the “Google IPO”. K-Means retrieves mixed concepts containing multiple unrelated topics, such as oil and energy sectors. VQLC captures the theme of “market volatility” and “finance” from the input instance. Both LACOAT and VQLC provide plausible concept-based explanations for why the model predicted the instance as business news.

**Sentence:** Red Hat replaces CFO Red Hat on Thursday named Charles Peters Jr. as executive vice president and chief financial officer. Peters replaces Kevin Thompson, who unexpectedly announced his resignation in June, a few days before the

**Ground Truth:** 2 (Business News)      **Prediction:** 2 (Business News)

**Salient Token:** Answer:1062

LACOAT	K-Means	VQLC
<ul style="list-style-type: none"> <li>Carlyle Looks Toward Commercial Aerospace (Reuters) Reuters - Private investment firm Carlyle Group, which has a reputation for making well-timed and occasionally controversial plays in the defense industry, has quietly placed its bets on another part of the market.</li> <li>Money Funds Fell in Latest Week (AP) AP - Assets of the nation's retail money market mutual funds fell by \$36;1.17 billion in the latest week to \$36;849.98 trillion, the Investment Company Institute said Thursday.</li> <li>Safety Net (Forbes.com) Forbes.com - After earning a PH.D. in Sociology, Danny Bazil Riley started to work as the general manager at a commercial real estate firm at an annual base salary of \$36;70,000. Soon after, a financial planner stopped by his desk to drop off brochures about insurance benefits available through his employer. But, at 32, "buying insurance was the furthest thing from my mind," says Riley.</li> <li>In a Down Market, Head Toward Value Funds There is little cause for celebration in the stock market these days, but investors in value-focused mutual funds have reason to feel a bit smug -- if only because they've lost less than the folks who stuck with growth.</li> <li>Shell 'could be target for Total' Oil giant Shell could be bracing itself for a takeover attempt, possibly from French rival Total, a press report claims.</li> </ul>	<ul style="list-style-type: none"> <li>Saudi phone sector gets \$1bn lift A group led by the UAE's Etisalat plans to spend \$1bn (\$44m) on expansion after winning two mobile phone licences in Saudi Arabia.</li> <li>A bargain hunter's paradise Massachusetts bargain hunters showed up in droves and shopped hard on yesterday's sales tax holiday, buying everything from treadmills and snow blowers to candles and chandeliers, and crediting the 5-percent tax break with bringing them into the stores.</li> <li>What's Cool In the Pool ... And Hot On the Deck Americans are spending more on tricking out the places where they swim. Here's a look at the new wave of accessories</li> <li>Charley's Force Took Experts by Surprise (AP) AP - Hurricane Charley's 145-mph force took forecasters by surprise and showed just how shaky a science it still is to predict a storm's intensity #151; even with all the latest satellite and radar technology.</li> <li>Building Dedicated to Columbia Astronauts (AP) AP - A former dormitory converted to classrooms at the Pensacola Naval Air Station was dedicated Friday to two Columbia astronauts who were among the seven who died in the shuttle disaster Feb. 1, 2003.</li> </ul>	<ul style="list-style-type: none"> <li>Google Gets IPO Go-Ahead (PC World) PC World - After rocky road to public offering, search engine proceeds--but what will it do with its windfall?</li> <li>No SEC Decision on Google IPO Paperwork SAN JOSE, Calif. - Google Inc.'s plans to move ahead with its initial public stock offering ran into a roadblock when the Securities and Exchange Commission didn't approve the Internet search giant's regulatory paperwork as requested...</li> <li>Synovis shares tumble as profit, revenue fall CHICAGO, Aug 18 (Reuters) - Shares of Synovis Life Technologies Inc.(SYNO.O: Quote, Profile, Research) tumbled 13 percent on Wednesday after the company reported a drop in quarterly net income and withdrew its annual and fourth-quarter outlook, citing ...</li> <li>Cisco boosts carrier offerings with P-Cube buy Cisco Systems has confirmed that it is to spend \$200m to acquire privately held P-Cube, a California-based developer of internet protocol (IP) service control platforms.</li> <li>Court Approves Air Canada Restructuring A Canadian court approved Air Canada's plan of arrangement with its creditors on Monday, clearing the way for the airline to emerge from bankruptcy protection at the end of September.</li> </ul>

Figure 5. Qualitative comparison examples of concepts on the AG News dataset using Qwen: Correct Prediction

**Sentence:** Storage, servers bruise HP earnings update Earnings per share rise compared with a year ago, but company misses analysts' expectations by a long shot.

**Ground Truth:** 3 (Sci/Tech)      **Prediction:** 2 (Business News)

**Salient Token:** Answer:19

LACOAT	K-Means	VQLC
<ul style="list-style-type: none"><li>• Google IPO Auction Off to Rocky Start WASHINGTON/NEW YORK (Reuters) - The auction for Google Inc.'s highly anticipated initial public offering got off to a rocky start on Friday after the Web search company sidestepped a bullet from U.S. securities regulators.</li><li>• Google auction begins on Friday An auction of shares in Google, the web search engine which could be floated for as much as \$36bn, takes place on Friday.</li><li>• HP shares tumble on profit news Hewlett-Packard shares fall after disappointing third-quarter profits, while the firm warns the final quarter will also fall short of expectations.</li><li>• Google IPO: Type in 'confusing,' 'secrecy' I've submitted my bid to buy shares of Google Inc. in the computer search company's giant auction-style initial public offering. That could turn out to be the good news or the bad news.</li><li>• Quality Gets Swept Away Quality Distribution is hammered after reporting a large loss for the second quarter.</li></ul>	<ul style="list-style-type: none"><li>• Wall St. Bears Claw Back Into the Black (Reuters) Reuters - Short-sellers, Wall Street's dwindling band of ultra-cynics, are seeing green again.</li><li>• Non-OPEC Nations Should Up Output-Purnomo JAKARTA (Reuters) - Non-OPEC oil exporters should consider increasing output to cool record crude prices, OPEC President Purnomo Yusgiantoro said on Sunday.</li><li>• Shell 'could be target for Total' Oil giant Shell could be bracing itself for a takeover attempt, possibly from French rival Total, a press report claims.</li><li>• Somewhere between gleam and gloom President Bush has been saying that the US economy has "turned the corner. quote; Democratic presidential candidate Senator John F. Kerry, in the wake of this month's poor jobs report, quipped that it was more like a U-turn.</li><li>• Switching Titles, if Not Gears, at Dell Kevin B. Rollins, the new chief executive of Dell, talks about Dell's transitory slip in customer service, and why he sees a broader technology recovery taking place.</li></ul>	<ul style="list-style-type: none"><li>• Google cuts price range, ends auction SAN JOSE, California - Initial shares of Google Inc. were priced late last night at \$85 US each -- the low end of estimates that the company had revised downward hours earlier.</li><li>• Travel agents fight NWA fees on air bookings Travel agents, their trade association and at least one reservation system are challenging Northwest Airlines Inc. #39;s plans to pass on a new fee to travel agents next week, a move that soured</li><li>• Westmoreland to buy rest of Roanoake Valley project Westmoreland Coal Co. (WLB.A: Quote, Profile, Research) said on Friday it will buy the 50 percent stake it does not already own of the Roanoke Valley Power Project, or ROVA, in</li><li>• US Airways Pilots Hint Deal Is Near on Cuts he pilots #39; union at US Airways said yesterday that it might be close to reaching an agreement on wage and benefit cuts that the struggling airline contends are necessary to avoid another bankruptcy filing.</li><li>• Inside the Yukos Endgame As in so many murder mysteries, the killing of the Russian oil giant Yukos - which began last fall with the arrest of its CEO, Mikhail Khodorkovsky, and could climax at any time with the firm #39;s bankruptcy or forced sale of assets -s being committed</li></ul>

Figure 6. Qualitative comparison examples of concepts on the AG News dataset using Qwen: Incorrect Prediction



Figure 7 displays a correct prediction example from the Eraser Movie dataset using RoBERTa. LACOAT retrieves positive concepts and focuses on performances. K-Means provides a negative concept that cannot explain the predicted label. VQLC accurately captures positive concept and is related to file production quality and viewing enjoyment. Figure 8 provides an example where the model misclassifies a negative review as positive. The concept identified by K-Means mainly consists of stop words and punctuation marks, failing to provide any insights into the model’s prediction. In contrast, LACOAT and VQLC provide mixed concepts containing both positive and negative words, which explains the model’s confusion between two sentiment labels.

**Sentence:** but fortunately , beresford never forgets he 's shooting a movie , and accordingly , he offers plenty of striking cinematic touches , such as gorgeous shots of flowers , trees , and tomatoes .

**Ground Truth:** 1 (Positive)      **Prediction:** 1 (Positive)

**Salient Token:** <S>540

LACOAT	K-Means	VQLC
<ul style="list-style-type: none"> <li>even so , the strengths of _ election _ rely upon its fantastic performances from broderick , witherspoon , and newcomer jessica campbell , as paul 's anti - social sister , tammy .</li> <li>however , most outstanding is the gnarled performance by robert shaw as the movie 's captain ahab , a performance sorely overlooked by the academy awards .</li> <li>the scrumptious comic acting , however , extends well beyond sheedy and lapaglia .</li> <li>peck and bonitzer do an exemplary job telling a complicated tale with a myriad of players , although they frequently succumb to cliché , particularly regarding lumumba 's private life .</li> <li>rat race " is a great goofy delight , a dandy mix of energetic performances , inspired sight gags and flat - out silliness</li> </ul>	<ul style="list-style-type: none"> <li>the comedy was easy to spot , but it was n't the least bit funny .</li> <li>the movie constantly recycles about twenty minutes worth of material to pad the running time out to an acceptable movie length .</li> <li>the film 's conclusion is so preposterous that it 's almost worth watching for the sheer masochistic enjoyment of seeing the monumentally idiotic way that the film makers decide to resolve the myriad subplots that are floating around .</li> <li>it takes forever to get to the end credits -- this is one of the longest - seeming 95-minute motion pictures i have recently endured .</li> <li>it contains one of the most putrid and lengthy vomiting scenes ever . )</li> </ul>	<ul style="list-style-type: none"> <li>the pulls on the patriotic heartstrings would be too much in any other film , but they work here .</li> <li>a psychological thriller that will scare you to the depth of your soul ! director / writer antonia bird shows us that the most terrifying horror is not provided by giant beasts , but instead by monsters lurking in ourselves . .</li> <li>niccol 's film deserves more than what independence day made because it is smarter , better produced , and more realistic .</li> <li>and i must admit that it is often very funny , in a strange way ( such as the wonderful quote : " . .</li> <li>and that 's the true joy of this film , entering the vaguely nightmarish world in which existenz takes place .</li> </ul>

Figure 7. Qualitative comparison examples of concepts on the Movie dataset using RoBERTa: Correct Prediction

**Sentence:** all in all , compared with some of the hollywood 's examples of political correctness , this film is n't so bad , but we are left with the unpleasant impression that it could have been better .

**Ground Truth:** 0 (Negative)      **Prediction:** 1 (Positive)

**Salient Token:** <S>126

LACOAT	K-Means	VQLC
<div>written</div> <div>rest</div> <div>myers</div> <div>inject</div> <div>help</div> <div>round</div> <div>disappointment</div> <div>minor</div> <div>success</div> <div>costumes</div>	<div>,</div> <div>the</div> <div>and</div> <div>.</div> <div>of</div> <div>in</div> <div>it</div> <div>with</div> <div>is</div> <div>"</div>	<div>grow</div> <div>gere</div> <div>offer</div> <div>arquette</div> <div>captivating</div> <div>toilet</div> <div>humour</div> <div>trite</div> <div>pays</div> <div>inspiring</div>

Figure 8. Qualitative comparison examples of concepts on the Movie dataset using RoBERTa: Incorrect Prediction

Figure 9 shows a correct prediction example for the Eraser Movie dataset using the Qwen model. While all three methods correctly identify the negative sentiment of the input instance, the concepts retrieved by LACOAT and VQLC successfully match the input’s structure, demonstrating that both methods can capture length information. Figure 10 displays a case where a negative review is misclassified as a positive label. Both LACOAT and K-Means provide a negative concept, which cannot explain why the model predicts the input instance as a positive review. By contrast, VQLC identifies a concept containing mainly positive reviews, which better explains the model’s prediction.

**Sentence:** without any of the fun .

**Ground Truth:** 0 (Negative)      **Prediction:** 0 (Negative)

**Salient Token:** Answer:74

LACOAT	K-Means	VQLC
<ul style="list-style-type: none"> <li>• . skip it !</li> <li>• it 's too much .</li> <li>• an overall flat production .</li> <li>• but there 's nothing to learn .</li> <li>• she always strikes out .</li> </ul>	<ul style="list-style-type: none"> <li>• it is clear that the film is nothing more than an attempt to cash in on the teenage spending dollar , judging from the rash of really awful teen - flicks that we 've been seeing as of late . avoid this film at all costs .</li> <li>• the first two - thirds of " 8 mm " unwind as a fairly conventional missing persons drama , albeit with a particularly unsavory core .</li> <li>• everything in the movie is so forced , so unauthentic that anyone with an i .</li> <li>• the preview looked good and of course i 'm crazy in love with alicia , but the movie was a bunch of bad jokes coming from whiny , unlikable characters</li> <li>• but as soon as a body turns up and claire has given the authorities reason enough to believe her claims , " in dreams " trades in its nifty supernatural chills for a long series of allegedly spooky jolts that simply refuse to make sense .</li> </ul>	<ul style="list-style-type: none"> <li>• it ends up nowhere .</li> <li>• his = foray into armageddon just proves that he does n't when to stop .</li> <li>• then it just seemed silly .</li> <li>• still feels very empty , like a movie going for all flash and no substance .</li> <li>• maybe these are the end of your action days .</li> </ul>

Figure 9. Qualitative comparison examples of concepts on the Movie dataset using Qwen: Correct Prediction

---

**Sentence:** basically , " lake placid " is best undiscovered .

**Ground Truth:** 0 (Negative)      **Prediction:** 1 (Positive)

**Salient Token:** Answer:8

---

LACOAT	K-Means	VQLC
<ul style="list-style-type: none"><li>• and personality , we learn from this mess , goes a very long way .</li><li>• the story is so simple my grandmother could have adapted the screenplay .</li><li>• carpenter 's latest horror opus with a science fiction bent ( or science fiction outing with a schlock horror bent ) is the aptly - titled " john carpenter 's ghosts of mars " ( in case , i suppose , you went looking for someone else 's " ghosts of mars " ) .</li><li>• in all honesty , the best part of this film is the end credits .</li><li>• nutty nonsense really pushes the envelope .</li></ul>	<ul style="list-style-type: none"><li>• it feels pretty redundant for most of its runtime , despite a pretty cool ending and explanation to all of the craziness that came before it .</li><li>• morgan freeman and minnie driver both attempt to give legitimate performances , but they are defeated by the script .</li><li>• these days , it 's usually a bellowing fanfare that threatens to smother every scene in its path .</li><li>• to wit , we present the disaster that is battlefield earth .</li><li>• obviously aware of the ugliness</li></ul>	<ul style="list-style-type: none"><li>• but the rest of the cast are excellent .</li><li>• all in the name of formula .</li><li>• ( _ death in venice , ca _ ) , while inhabiting robin standefer 's ( _ practical magic _ ) mesmerizing sets ,</li><li>• a . confidential : after you leave the theater , you feel like you just watched a classic movie</li><li>• dinsmoor , while robert de niro carries off the convict part suitably .</li></ul>

Figure 10. Qualitative comparison examples of concepts on the Movie dataset using Qwen: Incorrect Prediction