

A Distinct Communication Strategies Model of the Double Empathy Problem

Enrique A. T. Calderoli¹, Maria Cristina Varriale², Flávio Kapczinski^{1,3,4,5}

¹Department of Psychiatry, Universidade Federal do Rio Grande do Sul (UFRGS), Porto Alegre, 90035-903, Brazil

²Institute of Mathematics and Statistics, Universidade Federal do Rio Grande do Sul (UFRGS), Porto Alegre, 91509-900, Brazil

³Department of Psychiatry and Behavioural Neurosciences, McMaster University, Hamilton, L8S 48L, Canada

⁴Mood Disorder Program, St. Joseph's Healthcare Hamilton, Hamilton, L8N 3K7, Canada

⁵Instituto Nacional de Ciência e Tecnologia Translacional em Medicina (INCT-TM), Porto Alegre, Brazil

Abstract

The double empathy problem recasts the difficulty of forming empathy bonds in social interactions between autistic and neurotypical individuals as a bidirectional problem, rather than due to a deficit exclusive to the person on the spectrum. However, no explicit mechanism to explain such a phenomenon has been proposed. Here we build a feedback-loop mathematical model that would theoretically induce the empathy degradation observed during communication in neurotypical-autistic pairs solely due to differences in communication preferences between neurotypical and neurodivergent individuals. Numerical simulations of dyadic interactions show the model, whose mechanism is based solely on communication preferences, can illustrate the breakdown of empathic bonding observed clinically. Stability analysis of the model provides a way to predict the overall trajectory of the interaction in the empathy space. Furthermore, we suggest experimental designs to measure several parameters outlined here and discuss the future directions for testing the proposed model.

1 Introduction

For decades, clinical psychiatry took a “deficit-centric” approach to describing the behavioral and cognitive particularities of those exhibiting what would eventually be known as autism spectrum disorder (ASD) [1]. These differences were defined as anomalies with respect to the social average for individuals of a certain age and social environment and attributed to inherent difficulties to the person on the spectrum – either in their social skills, language development, sensory processing, and so on.

The past few decades saw a shift from that traditional view to a new framework that focuses less on supposed limitations of the autistic individuals and more on recognizing different behavioral and cognitive styles between autistic and neurotypical individuals. This transition can be clearly seen in the clinical understanding of the formation of emotional bonds – in particular, the formation of empathy or “empathogenesis” – during social communication, and how it happens for those on the spectrum: autistic individuals frequently have difficulty in forming cognitive empathy, which is defined as the ability to understand someone’s emotional state or perspective [2,4]. The standard explanation was that the very ability to feel empathy for others is dysfunctional for this segment of the population, a view challenged by the fact that people with ASD report ease of communication with others on the spectrum [6,7]; the difficulties almost always arise in social contexts that involve communicating with neurotypical individuals. In a seminal paper [18], Milton has proposed the definition of the “double empathy problem,” which replaced the old description with the notion that the flawed empathogenesis between pairs with one autistic person and one neurotypical person (dyads of mixed neurotype) are due to both individuals engaging in that instance of communication, rather than solely being the “fault” of the autistic person.

The literature reporting on the communicative styles and particularities of individuals with autism spectrum disorder is quite extensive. It is well-known that autistic people have a distinctive preference for literal and precise communication, struggling with concepts such as ambiguity and irony [12,28,29]. Exchanges with other individuals are frequently dense with verbal and meaningful information, and poor in phatic filler such as small talk [25]. Nonverbal communications are typically quite irregular for autistic people, with prosody and body language being characteristically shunned in favor of verbal forms of information exchange [17,23,25]; furthermore, it has been already widely reported that these nonverbal forms of expression by people with autism are frequently the result of concerns about personal cognitive or sensorial comfort, rather than preoccupations with social mores and customs. As stated above, these characteristics are not absolute deficits, as information transfer between pairs of people on the spectrum is quite efficient [6]; rather, they define an atypical style of communication that diverges markedly from the typical mode of the majority.

Given the importance of the double empathy problem in the transition from a deficit-centric view to a difference-centric view [18,19] of cognitive-behavioral difficulties of autistic individuals, it is natural to seek a mechanistic understanding of the dynamical evolution of empathy formation and degradation during social interactions between groups of people. Here we develop a dynamic feedback-loop model of empathy communication between pairs of individuals whose cognition and behavior are defined by their neurological type: dyads NT-NT, consisting of two neurotypical individual; dyads A-A, consisting of two autistic individuals; and dyads A-NT, consisting of one autistic individual and one neurotypical individual. By numerically tilting the agent A towards a preference for verbal empathy, while maintaining a general neutrality of agent NT towards the empathic channel, we can reproduce through a simulation the double empathy problem, while showing that no such dysfunction occurs for dyads of equal neurotype.

2 Materials and Methods

In mathematics, functions describe mappings $f : X \rightarrow Y$ between elements of sets X and Y . Neuropsychological functions are the analogous objects used to describe how different neurological or mental quantities are connected in explicit or implicit human behavior and cognition. In precise terms, they are defined by measurable mappings between states of internal or external quantities and latent states or overt behaviors. The parameters these functions take represent cognitive characteristics of the individual whose cognition or behavior is being modeled. These maps prove that emotional states are not undefinable concepts beyond the reaches of quantitative science, but clear manifestations of cognitive processes that can be modeled biologically and mathematically and generate testable predictions. The combination of several neuropsychological functions defines a dynamical system, either in discrete time or continuous time [13,16].

The canonical framework for employing these functions to model human emotions employs a dynamical systems approach [16,21], seeing the set of all possible emotional states as an abstract n -dimensional space, in which each point $\vec{x}(t) \in \mathbb{R}^n$ corresponds to a specific state. Its evolution in a continuous-time system is dictated by the following system of differential equations:

$$\frac{d\vec{x}}{dt} = \vec{F}(\vec{x}, \vec{u}, \theta) \quad (1)$$

where \vec{u} represents external inputs and θ encodes individual difference parameters. Thus, neuropsychological functions provide a principled way to model the dynamical evolution of human emotions, given that these are not purely stochastic internal states; rather, their formation and intensity is intimately connected to sensorial input and behavioral output.

Firstly, we model a dyadic interaction between two agents, Agent A, which represents an autistic individual, and Agent NT, representing a neurotypical individual. Both are involved in a social interaction where they communicate verbally and nonverbally. Here, we consider not the semantic content of their communication, but the empathy contained in each of those exchanges; particularly, we consider the empathy they exchange through the verbal channel (contained solely in the words exchanged) and through the nonverbal channel (contained in every form of information exchange except the literal words, such as prosody, body language, facial expressions, etc.). These signals of verbal and nonverbal empathy evolve dynamically over the course of the interaction.

To appropriately study this system, we define an abstract two-dimensional space of empathy output, defined by the dimensions ‘Verbal Empathy Output’ and ‘Nonverbal Empathy Output’. We seek to analyze the trajectory of the empathy signals emitted by each agent as they evolve in this space. Every point in this space can therefore be described as a two-component empathy output vector:

$$\vec{X}_i = \begin{bmatrix} X_{i,v} \\ X_{i,nv} \end{bmatrix} \in [0, 100] \times [0, 100] \quad (2)$$

where $i \in \{A, NT\}$, $X_{i,v}$ denotes the empathy emitted by agent i to the other agent through the verbal channel, and $X_{i,nv}$ denotes the empathy emitted by agent i through the nonverbal channel. The magnitude of each of these two signals is mapped to a [0-100] numerical scale. The model we construct consists of 3 neuropsychological functions for each agent to emotionally process the empathy signals of the other and emit their own output: an empathy perception function p , a “defensivity” function D , and an empathy output function z , which act sequentially during the emotional processing pipeline.

The empathy perception function $p_i(X_{j,v}; X_{j,nv}; \phi_i)$ takes the verbal and nonverbal empathy signals each individual receives from the other agent ($i \neq j$), as well as the agent’s specific parameters ϕ_i indicating how verbal and nonverbal channel signals are weighted, cross-channel interactions or synergies, and lower or upper thresholds or limits, during the interaction and combines them into a single scalar number, defined as the registered empathy (RE_i):

$$RE_i = p_i(X_{j,v}; X_{j,nv}; \phi_i), \quad (i \neq j) \quad (3)$$

This input is then compared to an expectation of empathy (EE_i), a number (also on a [0-100] scale) representing the magnitude of empathy the individual considers appropriate. This value considered appropriate depends on the social context of the interaction,

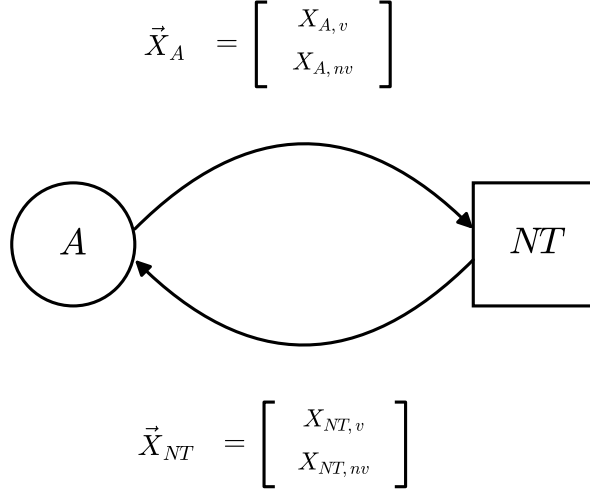


Figure 1: A schematic diagram of the sequential exchanges of verbal and nonverbal empathy outputs between Agent A and Agent NT.

the agent’s life history, and their Theory-of-Mind about the other agent [2,4]. Here we introduce the empathy gap registered by each agent:

$$\Delta_i = EE_i - RE_i \quad (4)$$

Positive gaps represent shortcomings with respect to the expected intensity of empathy by agent i . Negative gaps indicate agent i registers more empathy than expected.

Herein we define an internal state called “defensivity” which serves as a proxy for a general feeling of hostility, fear, antagonism [11,26]. It represents, in essence, an instantaneous assessment of how hostile or antagonistic the other individual is. This defensivity evolves in discrete steps $n \rightarrow n+1$, according to the rule

$$D_i[n+1] = D_i[n] + y_i(\Delta_i[n+1]; \psi_i) - \lambda_i D_i[n] \quad (5)$$

where $n = 0, 1, 2, \dots$ serves as an index for each step. As we can see, $y_i(\Delta_i[n+1]; \psi_i)$ represents the increment function that maps the current gap measured immediately before to an increase in the defensivity. ψ_i indicates the agent-specific parameters for the y function, and $\lambda_i \in [0, 1]$ represents a decay or damping parameter to incorporate forgetting effects of this internal state.

At last, the empathy output functions $z_{i,v}(D_i)$ and $z_{i,nv}(D_i)$ map the agent’s defensivity value to new empathy outputs by the individual in question in the verbal and nonverbal channels, respectively, and the process starts again, now for the other individual in the dyad.

As stated in the previous section, one of the defining markers of autistic communication is a great emphasis on verbal processing and literality when compared to neurotypical styles of communication [12,25,28]. This would be represented analytically in this model as Agent A weighting more the empathy emitted through the verbal channel by other individuals than the one emitted through the nonverbal channel, whereas a neurotypical would weight what they register from both channels roughly equally, or even give greater emphasis to the nonverbal channel. Therein lies the mechanism of our model for explaining the double empathy phenomenon: this differential processing of verbal and nonverbal information might make one individual seem less empathetic than their true intention, resulting in an antagonistic response from the other agent (a rise in the other agent’s defensivity, to employ the vocabulary defined here). Assuming the interaction does not cease immediately, this increase in defensivity would lead to a decrease in empathy output (both verbal and nonverbal), thereby triggering a feedback loop in which every agent lowers the empathy they express progressively, until their assessment of the other individual is almost completely hostile. We refer to this state as ‘empathy collapse.’ A pictorial representation of this scenario can be seen in Figure 2 below.

Interestingly, the dynamics of empathy collapse as plotted here resemble those of the famous Kindleberger spiral, named after economic historian Charles Kindleberger, for the collapse of world trade during the Great Depression [15].

An important aspect of the model is whether that particular combination of neuropsychological functions and numerical variables will, in fact, lead to empathy collapse or will stabilize around some fixed point in the empathy space that still allows

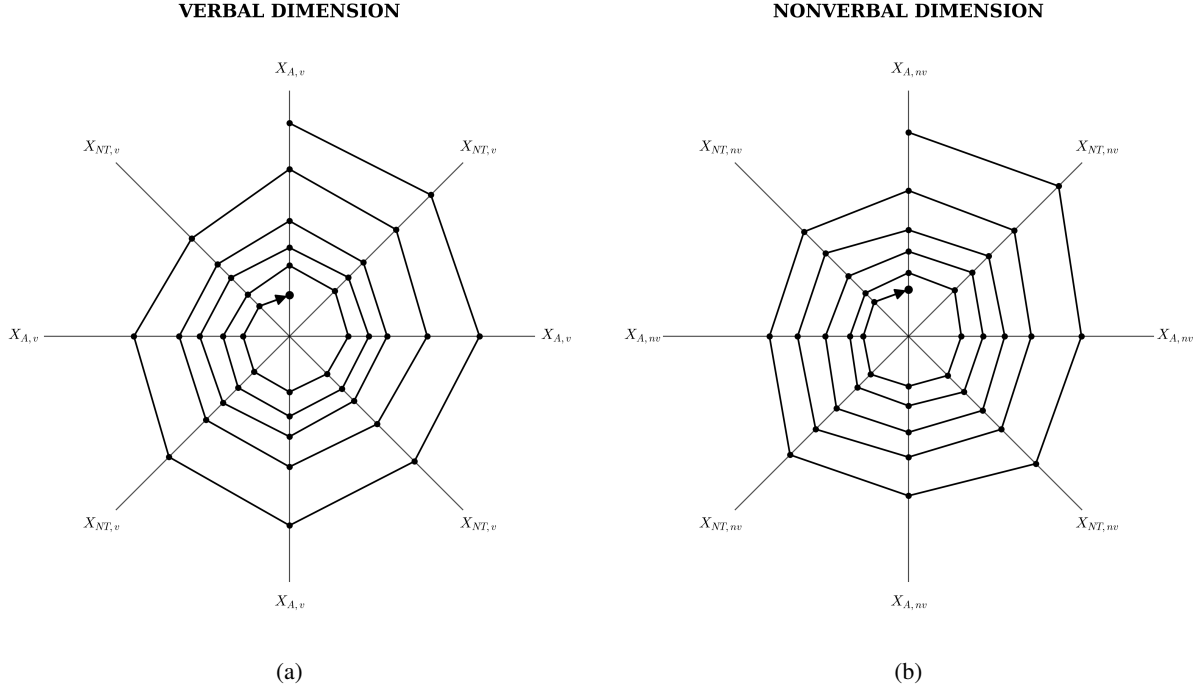


Figure 2: A sketch of the evolution of the empathy outputs in the verbal dimension, in (a), and in the nonverbal dimension, in (b), for Agent A and Agent NT. The magnitude of the output for each agent decreases after each step, displaying this spiral dynamic.

for effective communication and emotional bonding. The precise analytic format of the functions is not known a priori, and their shape and parameters may vary from person to person and/or social context. As such, it would be extremely useful to determine if the overall trajectory of empathy outputs is stable (in which case small perturbations shrink over time) or unstable (in which case these small perturbations grow after each step). In this way, local information for the flows of empathy outputs in this abstract space may inform us regarding the global dynamical behavior of the social interaction.

The only actual dynamical state for each of the agents in the model is their defensivity – all other quantities described above refer to instantaneous outputs based on said defensivities and generated as functions. Therefore, we may characterize the system by the defensivity state

$$\vec{D} = \begin{bmatrix} D_A \\ D_{NT} \end{bmatrix} \quad (6)$$

Formally, a fixed point in a dynamical system is a point that is mapped to itself by an evolution function. It is said stable if a small perturbation to the solution that led to the fixed point in the first place would shrink over time, thereby attracting orbits close to it. Otherwise, it is said unstable. We denote all functions evaluated at a fixed point

$$\vec{D}^* = \begin{bmatrix} D_A^* \\ D_{NT}^* \end{bmatrix} \quad (7)$$

(if it exists at all) by a star (e.g., $X_{v,A}^*$, RE_{NT}^* , Δ_A^* etc). In order to assess the stability of a given fixed point in the social interaction described by this model (that is, other equilibrium solutions different from the empathy collapse scenario), we linearize the equations of evolution of the system for a particular point in the two-dimensional defensivity space. As shown above, the defensivity of each agent evolves as

$$D_A[n+1] = D_A[n](1 - \lambda_A) + y_A(\Delta_A[n+1]) = f_A(D_A[n]) \quad (8)$$

$$D_{NT}[n+1] = D_{NT}[n](1 - \lambda_{NT}) + y_{NT}(\Delta_{NT}[n+1]) = f_{NT}(D_{NT}[n]) \quad (9)$$

The Jacobian matrix J of a vector-valued function assembles all of its first-order partial derivatives. Generalizing the concept of derivative to higher dimensions. For the vector map

$$\vec{f} = \begin{bmatrix} f_A \\ f_{NT} \end{bmatrix} \quad (10)$$

which generates the evolution in discrete steps of the system's defensivity, we have the following Jacobian:

$$J = \begin{pmatrix} \frac{\partial f_A}{\partial D_A} & \frac{\partial f_A}{\partial D_{NT}} \\ \frac{\partial f_{NT}}{\partial D_A} & \frac{\partial f_{NT}}{\partial D_{NT}} \end{pmatrix} \quad (11)$$

As the y functions do not depend on the current defensivity for either agent, the main diagonal of this matrix contains the terms $1 - \lambda_A$ and $1 - \lambda_{NT}$. For the off-diagonal terms, we have:

$$J_{12} = \frac{\partial f_A}{\partial D_{NT}} = \frac{\partial y_A(EE_A - p_A(X_{v,NT}, X_{nv,NT}, \phi_A))}{\partial D_{NT}} = -\frac{dy_A}{d\Delta_A} \frac{\partial p_A}{\partial D_{NT}} \quad (12)$$

$$J_{21} = \frac{\partial f_{NT}}{\partial D_A} = \frac{\partial y_{NT}(EE_{NT} - p_{NT}(X_{v,A}, X_{nv,A}, \phi_{NT}))}{\partial D_A} = -\frac{dy_{NT}}{d\Delta_{NT}} \frac{\partial p_{NT}}{\partial D_A} \quad (13)$$

By defining the perceptual sensitivities of each agent to the other agent's defensivity as

$$S_{A \leftarrow NT} = -\frac{\partial p_A}{\partial D_{NT}} \quad (14)$$

$$S_{NT \leftarrow A} = -\frac{\partial p_{NT}}{\partial D_A} \quad (15)$$

we can write these partial derivatives presented above as

$$\frac{\partial f_A}{\partial D_{NT}} = y'_A S_{A \leftarrow NT} \quad (16)$$

$$\frac{\partial f_{NT}}{\partial D_A} = y'_{NT} S_{NT \leftarrow A} \quad (17)$$

as well as define a scalar index which measures the propensity of the system for instability, the loop-gain product:

$$\mathcal{L} = y'_A S_{A \leftarrow NT} y'_{NT} S_{NT \leftarrow A} \quad (18)$$

For a linear system in discrete time, local stability of a fixed point is determined by the Jury conditions [14], which stipulate stability if both eigenvalues $\lambda_{1,2}$ (not to be confused with the damping factors of each agent's defensivity) of the Jacobian matrix evaluated at that point lie within the unit circle on the plane. This is equivalent to the following conditions:

$$1 + \text{tr}(J^*) + \det(J^*) > 0 \quad (19)$$

$$1 - \text{tr}(J^*) + \det(J^*) > 0 \quad (20)$$

$$1 - \det(J^*) > 0 \quad (21)$$

where $\text{tr}(J^*)$ and $\det(J^*)$ denote the trace and the determinant of the Jacobian matrix computed on that particular fixed point, respectively. In particular, using the notation defined above, the determinant of the Jacobian can be written as

$$\det(J) = (1 - \lambda_A)(1 - \lambda_{NT}) - \mathcal{L} \quad (22)$$

3 Results

Having outlined the general structure of the model we propose to explain the double empathy problem, we move on to a question of existence: are there specific functions p_i , y_i , and z_i that, using appropriate parameters, result in the collapse of empathy output in a dyadic social exchange? Neither the analytical form of such maps nor the actual values of such parameters are known a priori. However, reasonable suppositions and previous knowledge do act to constraint this function hyperspace. For example, as stated above, it is widely known that autistic individuals weight verbal information much more heavily than nonverbal information [25,28,29], allowing us to conclude that the "weights" of the verbal input for Agent A's p function must be numerically superior to the weights for nonverbal input, whereas Agent NT's weights are more equilibrated. Furthermore, human social dynamics and the internal states derived thereof (such as defensivity) are unlikely to be adequately modeled by linear functions with sharp, discontinuous transitions.

To further simplify the search for adequate maps, we can impose an ad hoc stipulation that defensivity has a sigmoidal evolution in a hostile interaction, which nevertheless seems probable: a sigmoid has a small but increasing slope. At some point, however, the slope's rate of change goes to zero and then negative, leading to the curve's overall saturation. This seems appropriate to model how one's wariness increases when facing an antagonistic partner. There is an initial shock to the lack of empathy registration, but the defensivity does not immediately spike, as it takes some rounds of interaction for someone to compose a theory of mind attributing hostility to another person. Eventually, a person reaches such an understanding and the increase of defensivity is very rapid, until it reaches a final saturation, when the social fabric of the interaction has ruptured.

We propose an implementation of the model with the p_i function as a weighted linear combination:

$$RE_i = p_i(X_{j,v}; X_{j,nv}; c_{v,i}; c_{nv,i}) = c_{v,i}X_{j,v} + c_{nv,i}X_{j,nv} \quad (23)$$

where $c_{p,i}$ represents the weight given by Agent i to the verbal signal they register. In this simple linear formulation, the total perceived empathy is an additive combination of the two channels, with no interaction of synergy effects. In this formulation of the model, the empathy one Agent can send to the other Agent is any vector belonging to the Cartesian product $[0, 100] \times [0, 100]$, and is mapped by the perception functions to a scalar $RE_i \in [0, 100]$. Therefore, it is necessary that $c_{v,i} + c_{nv,i} = 1$. To reduce the number of parameters, we set $c_{v,i} = c_{p,i}$, which of course means that $c_{nv,i} = 1 - c_{p,i}$.

For the defensivity increment function $y_i(\Delta_i, D_i)$, we implement a linear function with saturation:

$$y_i(\Delta_i, D_i) = c_{y,i}(\Delta_i - \theta_i)(1 - D_i/D_{sat,i}) \quad (24)$$

where the coefficient $c_{y,i}$ controls the sensitivity of defensivity to empathy gaps, with higher values creating stronger coupling between perceived shortfalls and defensive responses (this parameter can be interpreted as individual differences in emotional reactivity or sensitivity to social rejection); θ_i represents a lower threshold (specific to Agent i) for an empathy gap to increase their defensivity (which is interpreted as the individual ability to suppress hostile responses to minor rejection); and $D_{sat,i}$ represents Agent i 's saturated value of defensivity, preventing it from growing unboundedly and which we believe adequately reflects human responses. As defensivity approaches this saturation threshold, the effective gain at each step is progressively reduced. From a modeling perspective, this term introduces state-dependent gain, creating a nonlinearity that both complicates and enriches the dynamics observed.

For the form of the z_i function, we implement the following function:

$$X_{v,i} = X_{max,v,i} - c_{z,v,i}D_i \quad (25)$$

$$X_{nv,i} = X_{max,nv,i} - c_{z,nv,i}D_i \quad (26)$$

where $X_{max,v,i}$ and $X_{max,nv,i}$ are the maximum empathy outputs for the verbal and nonverbal channels of Agent i , respectively, and $c_{z,v,i}$ and $c_{z,nv,i}$ are the output coefficients controlling the rate of empathy suppression for the verbal and nonverbal channels for Agent i per unit of defensivity. This linear relationship captures the intuition that defensive individuals express less empathy: as one becomes more guarded or hostile toward an interlocutor, one naturally reduces both verbal and nonverbal signals of care and connection. These outputs are obviously limited above by $X_{max,v,i}$ and $X_{max,nv,i}$, and we proceed to cap them below at zero, as a negative amount of empathy lacks interpretation other than explicit hostility, which is not the concern of our model.

The output function closes the feedback loop, with higher defensivity leading to lower empathy output, which (when perceived by the other agent) creates a larger empathy gap, driving further defensivity growth. This positive feedback structure, along with the perception mismatch caused by how individuals with different neurotypes weight different channels, is the engine of empathy collapse.

Below we describe the sequential loop of the output and perceptual dynamics of the model:

STEP 1 - Agent A emits their empathy output:

$$X_{v,A}[0] = X_{max,v,A} - c_{z,v,A}D_A[0] \quad (27)$$

$$X_{nv,A}[0] = X_{max,nv,A} - c_{z,nv,A}D_A[0] \quad (28)$$

STEP 2 - Agent NT registers these signals and computes their empathy gap:

$$RE_{NT}[1] = c_{p,NT}X_{v,A}[0] + (1 - c_{p,NT})X_{nv,A}[0] \quad (29)$$

$$\Delta_{NT}[1] = EE_{NT} - RE_{NT}[1] \quad (30)$$

STEP 3 - Agent NT updates their defensivity:

$$D_{NT}[1] = D_{NT}[0](1 - \lambda_{NT}) + c_{y,NT}(\Delta_{NT}[1] - \theta_{NT})(1 - (D_{NT}[0]/D_{sat,NT})) \quad (31)$$

STEP 4 - Agent NT emits their empathy output:

$$X_{v,NT}[1] = X_{max,v,NT} - c_{z,v,NT}D_{NT}[1] \quad (32)$$

$$X_{nv,NT}[1] = X_{max,nv,NT} - c_{z,nv,NT}D_{NT}[1] \quad (33)$$

STEP 5 - Agent A registers these signals and computes their own empathy gap:

$$RE_A[1] = c_{p,A}X_{v,NT}[1] + (1 - c_{p,A})X_{nv,NT}[1] \quad (34)$$

$$\Delta_A[1] = EE_A - RE_A[1] \quad (35)$$

STEP 6 - Agent A updates their defensivity:

$$D_A[1] = D_A[0](1 - \lambda_A) + c_{y,A}(\Delta_A[1] - \theta_A)(1 - (D_A[0])/D_{sat,A}) \quad (36)$$

This completes the first cycle of the interaction, $n = 1$. The process repeats itself identically for the second cycle, $n = 2$, and so on.

We define another measure of the decay dynamics of the system, which we name the decay preference (or output asymmetry parameter):

$$\rho_i = \frac{c_{z,v,i}}{c_{z,nv,i}} \quad (37)$$

It is defined as the ratio of the decay coefficient for the verbal empathy output and the decay coefficient for the nonverbal empathy output. When $\rho_i < 1$, verbal output is preserved relative to nonverbal output. When $\rho_i > 1$, verbal output decays faster.

To more efficiently explore the empathy and defensivity trajectories, and the overall phase portrait of the system, we perform numerical simulations of these interaction dynamics, using for the parameters values that conform to the suppositions states at the beginning of this section. We adopt the following parameters: $\lambda_A = \lambda_{NT} = 0.02$ for the natural decay rates, $c_{y,A} = c_{y,NT} = 0.10$ for the defensivity gain coefficients, $EE_A = EE_{NT} = 96$ for the expected empathies, and $D_{sat,A} = D_{sat,NT} = 100$ for the saturation ceilings. To reflect the differential weighting of verbal vs nonverbal channels by Agent A and Agent NT, we use verbal perception weights $c_{p,A} = 0.75$ (and therefore $1 - c_{p,A} = 0.25$) and $c_{p,NT} = 1 - c_{p,NT} = 0.5$. We use $c_{z,nv,A} = c_{z,nv,NT} = 1.2$. In this formulation of the model and with these parameters, the registered empathies are given by

$$RE_A = 0.75 \times X_{verbal,NT} + 0.25 \times X_{nonverbal,NT} \quad (38)$$

$$RE_{NT} = 0.50 \times X_{verbal,A} + 0.50 \times X_{nonverbal,A} \quad (39)$$

Agent A weights verbal signals at 75%; Agent NT has balanced perception [12,25]. Each agent's empathy output decays with defensivity, but channels may decay at different rates controlled by the parameter ρ :

$$X_{verbal,i} = 100 - \rho_i \times 1.2 \times D_i \quad (40)$$

$$X_{nonverbal,i} = 100 - 1.2 \times D_i \quad (41)$$

We conducted 120 simulations systematically varying Agent A's decay preference while holding Agent NT's decay preference fixed at 1.0. We also systematically perturb Agent A's initial defensivity while holding Agent NT's initial defensivity fixed at 1.0. The variations adopted are:

$$\rho_A = \{0.5, 0.6, 0.7, 0.8, 0.9, 1.0, 1.1, 1.2, 1.3, 1.5, 1.75, 2.0\} \quad (42)$$

$$D_A[0] = \{1.0, 2.0, 3.0, 4.0, 5.0, 5.5, 6.0, 6.5, 7.0, 8.0\} \quad (43)$$

This allows us to characterize the vulnerability of the dyad to empathy collapse under perturbation of Agent A's internal state.

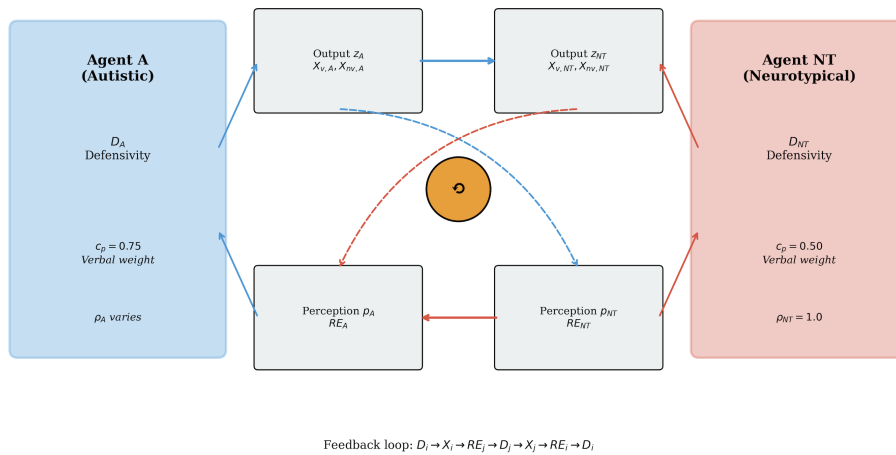


Figure 3: A schematic representation of the version of the model used for the numerical simulations.

ρ_A	Values of $D_A[0]$ leading to collapse
0.50 – 0.90	None
1.00	8.0
1.10	8.0
1.20	7.0, 8.0
1.30	7.0, 8.0
1.50	6.5, 7.0, 8.0
1.75	5.5, 6.0, 6.5, 7.0, 8.0
2.00	5.0, 5.5, 6.0, 6.5, 7.0, 8.0

Table 1: Values of ρ_A and $D_A[0]$ leading to empathy collapse across 120 simulations.

Of 120 simulations, 20 resulted in collapse (16.7% of the total). All collapses occurred in runs with $\rho_A \geq 1.0$. The table below presents the value of ρ_A and $D_A[0]$ for which the collapses occurred. When Agent A preserves verbal output ($\rho_A \leq 0.9$), no collapse occurred at any tested initial condition, including $D_A[0] = 8.0$. The system remained unconditionally stable within the tested range, because when Agent A becomes defensive but has slow verbal expression degradation ($\rho_A < 1$), Agent NT continues to perceive adequate empathy via the verbal channel. This prevents Agent NT from becoming defensive, breaking the positive feedback loop before it can escalate. The system possesses two qualitatively distinct fixed points. Between the two stable fixed points lies a separatrix that divides the state space into basins of attraction. Initial conditions below the separatrix converge to the low-defensivity equilibrium; those above it collapse to the high-defensivity state. The low-defensivity fixed point occurs when both agents' perceived empathy exceeds the expected threshold ($RE_i \geq EE_i$), causing defensivity to decay toward zero. Setting the empathy gap to zero and solving for the steady state yields $D_A^* = D_{NT}^* \approx 0$. At this equilibrium, both agents express full empathy ($X_{\text{verbal}} = X_{\text{nonverbal}} = 100$), perceive full empathy ($RE_A = RE_{NT} = 100$), and experience no empathy gap. The Jacobian matrix is diagonal because the empathy gaps are zero, so there is no feedback coupling. The eigenvalues are both equal to $(1 - \lambda) = 0.98$, indicating asymptotic stability. Small perturbations decay exponentially with time constant $1/\lambda = 50$ steps. However, this local stability does not guarantee global stability. The basin of attraction of the low-defensivity fixed point is bounded by a separatrix beyond which trajectories are captured by the high-defensivity attractor. The location of this separatrix depends critically on ρ_A . The high-defensivity fixed point emerges when the positive feedback loop drives both agents toward the saturation ceiling. At this collapsed equilibrium, $D_A^* = D_{NT}^* \approx 82.6$. Both agents' empathy outputs are nearly zero, perceived empathy is minimal ($RE_A = RE_{NT} \approx 0.9$), and the large empathy gap of approximately 95 is balanced by the saturation term ($1 - D/D_{\text{sat}} \approx 0.17$) to produce a stable steady state. While the actual values of defensivity, empathy perception and output for both agents are numerically similar at full collapse, the trajectory to collapse shows greater experiential asymmetry. Agent A's higher verbal weight means they experience the verbal channel collapse more acutely during the transition phase.

4 Discussion

To understand why the output asymmetry parameter ρ_A determines collapse vulnerability, we performed a systematic stability analysis [24] of the simulations. This analysis reveals that ρ_A affects system stability through two distinct mechanisms: it lowers the threshold at which the positive feedback loop activates, and it amplifies the strength of the feedback coupling between agents.

The off-diagonal Jacobian elements capture the feedback coupling between agents. The element representing how Agent NT's defensivity drives Agent A's defensivity is:

$$\frac{\partial RE_A}{\partial D_{NT}} = -(c_{p,A}c_{z,v,NT} + (1 - c_{p,A})c_{z,nv,NT}) = -((0.75 \times 1.2) + (0.25 \times 1.2)) = -1.2 \quad (44)$$

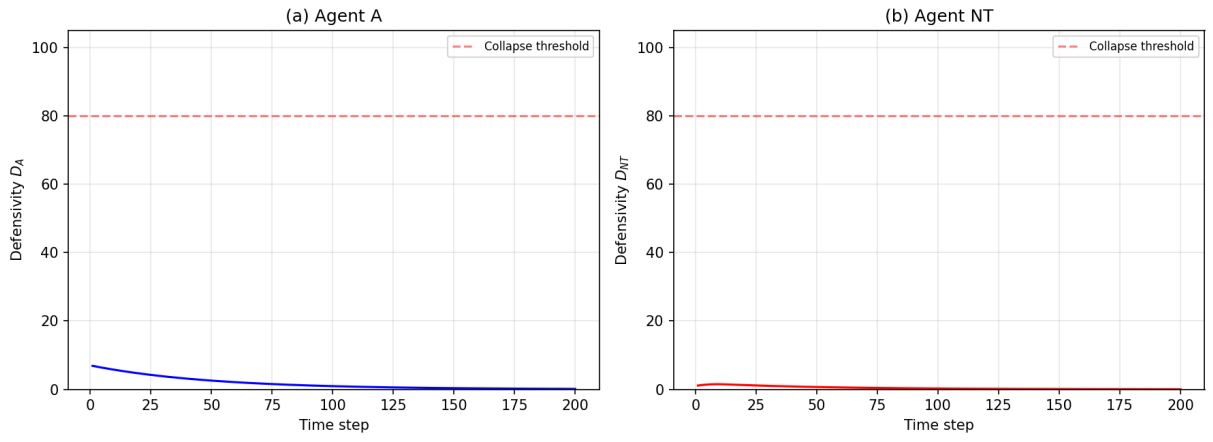
This sensitivity is independent of ρ_A . It depends only on A's perception weights and NT's output coefficients, all of which are held constant across all simulations. For Agent NT perceiving Agent A, with $c_{p,NT} = 1 - c_{p,A} = 0.50$, and A's output coefficients $c_{z,v,A} = \rho_A \times 1.2$ and $c_{z,nv,A} = 1.2$, the sensitivity becomes:

$$\frac{\partial RE_{NT}}{\partial D_A} = -((0.50 \times \rho_A \times 1.2) + (0.50 \times 1.2)) = -0.6 \times (\rho_A + 1) \quad (45)$$

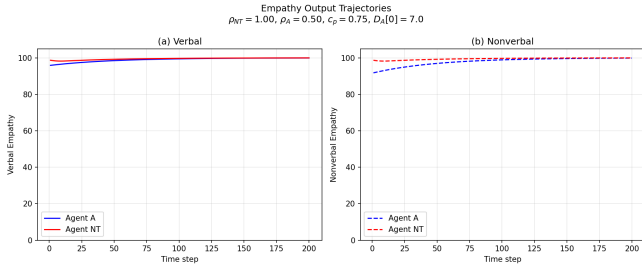
This sensitivity increases linearly with ρ_A . When A's verbal output decays faster (higher ρ_A), Agent NT experiences a larger drop in perceived empathy for any given increase in Agent A's defensivity.

The loop gain \mathcal{L} quantifies the total amplification around the feedback cycle: a perturbation in D_A affects RE_{NT} , which drives D_{NT} , which affects RE_A , which returns to influence D_A . Mathematically: $\mathcal{L} = J_{12} \times J_{21}$. Substituting the expressions derived

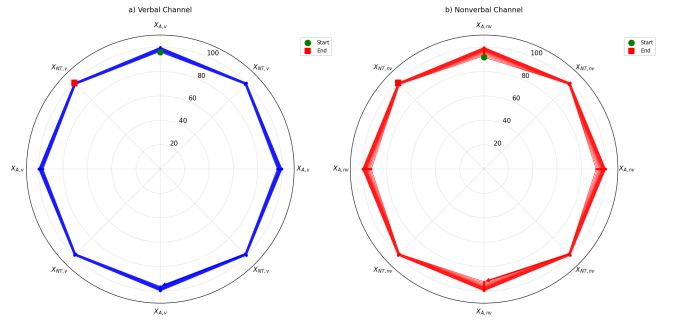
Defensivity Trajectories
 $\rho_{NT} = 1.00, \rho_A = 0.50, c_p = 0.75, D_A[0] = 7.0$



(a)



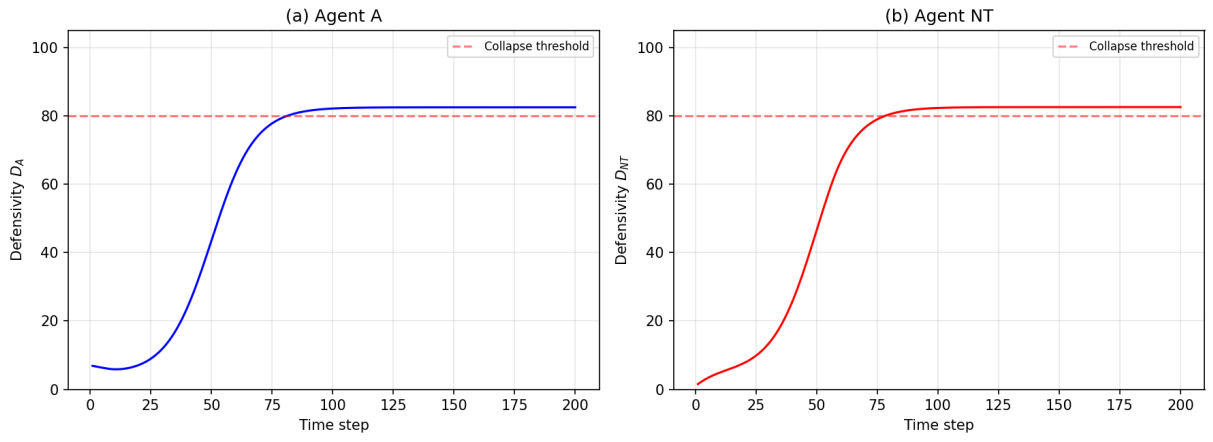
(b)



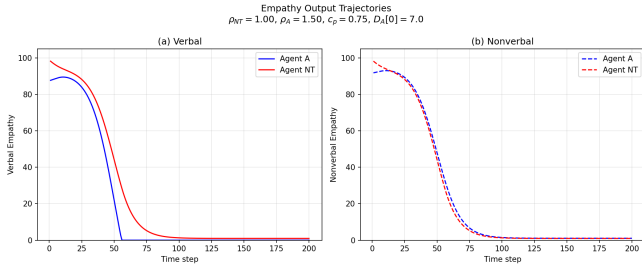
(c)

Figure 4: Representative dynamics of defensivity and empathy output for a simulation with no collapse.

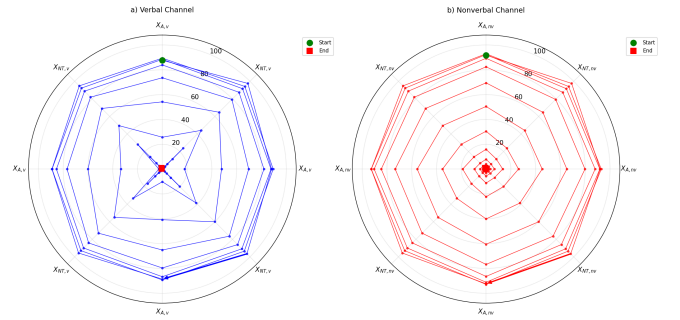
Defensivity Trajectories
 $\rho_{NT} = 1.00, \rho_A = 1.50, c_p = 0.75, D_A[0] = 7.0$



(a)



(b)



(c)

Figure 5: Representative dynamics of defensivity and empathy output for a simulation with empathy collapse.

above:

$$\mathcal{L} = [c_{y,A} \times 1.2 \times \left(1 - \frac{D_A}{D_{sat,A}}\right)] \times [c_{y,NT} \times 0.6 \times (\rho_A + 1) \times \left(1 - \frac{D_{NT}}{D_{sat,NT}}\right)] = 0.0072 \times (\rho_A + 1) \times \left(1 - \frac{D_A}{100}\right) \times \left(1 - \frac{D_{NT}}{100}\right) \quad (46)$$

This expression reveals the central finding: loop gain scales linearly with $(\rho_A + 1)$. At moderate defensivity levels ($D_A = D_{NT} = 5$), the loop gain increases in the following way: The positive feedback loop remains dormant when both empathy gaps are zero or

ρ_A	\mathcal{L}	Maximum Eigenvalue
0.50	0.0097	1.078
1.00	0.0130	1.092
1.50	0.0162	1.105
2.00	0.0195	1.116

Table 2: Loop gain \mathcal{L} and maximum eigenvalue as functions of ρ_A at moderate defensivity ($D_A = D_{NT} = 5$).

negative (i.e., when $RE \geq EE$ for both agents). The feedback activates only when perceived empathy falls below the expected threshold. For Agent NT, the gap becomes positive when $EE_{NT} - RE_{NT} > 0$, which, for these parameters, is equivalent to:

$$D_A > \frac{6.67}{(\rho_A + 1)} \quad (47)$$

Higher ρ_A lowers this threshold: at $\rho_A = 0.5$, feedback activates at $D_A > 4.45$; at $\rho_A = 2.0$, it activates at $D_A > 2.22$. This earlier activation compounds with the stronger gain to produce the observed collapse threshold dependence. Higher ρ_A thus creates a dual vulnerability: the feedback loop activates at lower defensivity levels, and once active, operates with greater gain.

Local stability requires that all eigenvalues of the Jacobian have magnitude less than unity. We computed eigenvalues along the trajectories of all 120 simulations. At the low-defensivity equilibrium ($D_A \approx D_{NT} \approx 0$), the system is unconditionally stable with eigenvalues $\lambda_1 = \lambda_2 = 0.98$, reflecting the natural decay rate.

During the collapse process, eigenvalues transiently exceed unity. For the representative case of $\rho_A = 1.5$ with $D_A[0] = 7.04$, the maximum eigenvalue reaches $\lambda_{\max} = 1.104$ at step 5, precisely when the feedback loop first activates. This local instability drives the explosive growth in defensivity. As the system approaches the high-defensivity equilibrium ($D_A \approx D_{NT} \approx 82.6$), eigenvalues return below unity ($\lambda_{\max} \approx 0.91$), indicating that the collapsed state is locally stable and the system becomes trapped.

We determined the separatrix between the stable and collapse basins through binary search, identifying the minimum initial defensivity $D_A[0]$ that leads to collapse for each value of ρ_A : The relationship between loop gain and collapse threshold is

ρ_A	Collapse threshold $D_A[0]$	Basin reduction vs. $\rho_A = 1.0$
0.50	8.15	+36% larger stable basin
0.70	7.13	+19%
1.00	6.01	(reference)
1.30	5.19	-14%
1.50	4.76	-21%
2.00	3.94	-34% smaller stable basin

Table 3: Collapse threshold $D_A[0]$ and basin size change as functions of ρ_A .

approximately inverse: doubling the loop gain roughly halves the size of the stable basin. Higher ρ_A shifts the separatrix downward, shrinking the basin of attraction of the healthy equilibrium and expanding the collapse basin. The stability analysis identifies two complementary mechanisms through which ρ_A determines collapse vulnerability:

First, ρ_A controls the coupling strength from Agent A to Agent NT. When Agent A's verbal output decays rapidly under stress (high ρ_A), any increase in Agent A's defensivity produces a larger reduction in Agent NT's perceived empathy. The coupling coefficient $J_{21} = 0.06 \times (\rho_A + 1) \times (1 - D_{NT}/100)$ increases by 50% as ρ_A goes from 0.5 to 2.0.

Second, ρ_A determines when the feedback loop engages. Higher ρ_A means Agent NT's empathy gap becomes positive at lower levels of Agent A's defensivity, allowing the positive feedback cascade to initiate from less provocation.

These mechanisms compound: high- ρ_A individuals not only trigger the feedback loop more easily but also drive it more forcefully once triggered. This explains the dramatic protective effect of verbal preservation ($\rho_A < 1$), as such individuals neither easily activate nor strongly drive the collapse cascade, resulting in stable interactions across nearly all tested initial conditions.

This sharp boundary aligns with the loop gain analysis: below $\rho_A \approx 1.0$, the feedback coupling is weak enough that natural decay ($\lambda_A = \lambda_{NT} = 0.02$) dominates, preventing runaway amplification regardless of initial perturbation magnitude.

The loop gain framework thus provides a quantitative account of the simulation results and identifies specific parameter combinations (high ρ_A , elevated $D_A[0]$) that place dyadic interactions at risk for empathy collapse.

The model provides a mechanistic account for observed heterogeneity in autistic social functioning [1,30]. Of course, not all autistic individuals have identical output profiles; those with $\rho_A < 1$ (verbal preservation) would be predicted to have fundamentally different interaction dynamics than those with $\rho_A > 1$ (verbal decay). This heterogeneity is intrinsic to the individual and does not depend on finding an accommodating partner. We note that the complete protection against collapse observed when $\rho_A \leq 0.9$ implies maintenance of verbal empathy expression under stress is a specific, trainable skill with clinical implications that go beyond the usual focus on accommodation. Determining an individual's output channel profile (that is, measuring their value of ρ) under stress may predict interaction stability and identify those requiring additional support. For neurotypical partners, the model highlights the importance of explicit verbal acknowledgment, which may be weighted more heavily by autistic partners than nonverbal warmth alone [6,18]. Several limitations warrant consideration. The model assumes linear relationships between defensivity and empathy output within the active range, which may oversimplify the actual psychophysiology. The perception weights and output coefficients are treated as stable individual differences, whereas in reality these may vary with context [21], relationship history, and emotional state. The model does not incorporate learning or adaptation over repeated interactions, focusing instead on single-interaction dynamics.

The specific parameter values used are theoretically motivated but not yet empirically validated. While the qualitative prediction that perception asymmetry creates differential vulnerability and that output preservation is protective is robust to moderate parameter variation, quantitative predictions about collapse thresholds depend on precise parameter estimation.

Also, the model treats the dyad in isolation, without external influences that might perturb or stabilize the interaction. Real interactions occur within social contexts that provide additional feedback, face-saving opportunities, and repair mechanisms not captured here.

4.1 Proposals of Experimental Designs for Parameter Measurement and Model Falsification

Considering the current lack of empirical data regarding the time evolution of empathy output during social interactions for human subjects, and how this may be altered by consideration of distinct neurotypes, the model in its current iteration lacks experimental verifiability, rendering questions of numerical validity moot and making falsifiability a major concern. Below we list several trial designs allowing for the measurement of the pertinent parameters.

- **DESIGN 1:** The perception weight c_p represents the relative attention an individual gives to verbal versus nonverbal empathy signals [5]. The model assumes autistic individuals weight verbal signals more heavily while neurotypical individuals have more balanced perception. For the simulations carried out, we employed $c_{p,A} \approx 0.75$ and $c_{p,NT} \approx 0.50$. Measurement Protocol: Participants view video stimuli of actors expressing empathy with independently manipulated verbal content (supportive statements) and nonverbal content (facial expressions, tone, posture). Using a factorial design crossing high/low verbal empathy with high/low nonverbal empathy, participants rate perceived empathy on a continuous scale after each video. Regression analysis yields individual perception weights:

$$RE_{\text{rated}} = c_p X_{\text{verbal}} + (1 - c_p) X_{\text{nonverbal}} + \epsilon \quad (48)$$

The coefficient c_p is estimated for each participant. The model predicts that autistic participants will show significantly higher c_p values (verbal weighting) than neurotypical participants. A failure to observe this difference, or observation of the opposite pattern, would challenge a core model assumption. An alternative protocol would be to employ eye-tracking during naturalistic conversation videos, measuring attention allocation to face (nonverbal) versus speech/captions (verbal), and therefore providing a behavioral correlate of perception weights without relying on self-report.

- **DESIGN 2:** The parameter ρ measures whether verbal or nonverbal channels for empathy output degrade faster. When $\rho > 1$, verbal output decays faster than nonverbal; when $\rho < 1$, verbal expression degrades more slowly than nonverbal expression. Measurement Protocol: Participants engage in a structured interaction task with a confederate while undergoing a stress induction, such as time pressure, cognitive load, or mild social evaluative threat. Empathy expression is coded from video recordings at baseline and under stress conditions. Verbal empathy is operationalized as explicit supportive statements, acknowledgments, and verbal expressions of understanding. Nonverbal empathy is coded from facial expression warmth, postural orientation, and paralinguistic features such as tone and prosody. Both channels are rated on 0-100 scales by trained coders blind to participant diagnosis. The output asymmetry ratio is calculated as:

$$\rho = \frac{\Delta X_{\text{verbal}} / X_{\text{verbal,baseline}}}{\Delta X_{\text{nonverbal}} / X_{\text{nonverbal,baseline}}} \quad (49)$$

where Δ represents the change from baseline to stressed condition. Values greater than 1 indicate verbal-preferential decay; values less than 1 indicate nonverbal-preferential decay. The model does not require that autistic individuals have any particular ρ value - rather, it predicts that an individual's ρ value will moderate their vulnerability to empathy collapse regardless of diagnostic status.

- **DESIGN 3:** Initial defensivity represents the baseline level of guardedness or emotional reactivity an individual brings to an interaction. This parameter likely varies both between individuals and within individuals across contexts. Measurement Protocol: Pre-interaction measures can include state anxiety scales, physiological arousal (heart rate variability, skin conductance), and situational factors (relationship history with partner, stakes of interaction). A composite defensivity index can be constructed and validated against early-interaction behavioral coding of defensive behaviors (interrupting, dismissing, topic avoidance). For experimental manipulation, initial defensivity can be induced through false feedback about the interaction partner (e.g., "your partner rated your previous response as unhelpful") or through priming procedures.

Below we enumerate several general proposals of experimental behavioral protocols that would allow researchers to falsify the quantifiable predictions of the model as it stands.

- **FALSIFICATION CRITERION 1: PERCEPTION WEIGHT DISTRIBUTION** Prediction: Autistic individuals will show higher verbal perception weights (c_p) than neurotypical individuals [12,25,28], with distributions showing meaningful separation. Falsification: If empirical measurement reveals (a) no significant difference in c_p between groups, (b) autistic individuals showing lower c_p than neurotypical individuals, or (c) complete overlap in distributions with no central tendency difference, the perception asymmetry assumption would be falsified.
- **FALSIFICATION CRITERION 2: COLLAPSE THRESHOLD MODULATION BY ρ** Prediction: Among individuals with high verbal perception weights ($c_p > 0.6$), those with $\rho < 1$ (those whose verbal empathy output decays slowly compared to nonverbal output) should show stable interactions across a wide range of initial conditions, while those with $\rho > 1$ (verbal-decaying output) should show collapse at lower thresholds. Falsification: If individuals with $\rho < 1$ show equal or greater collapse rates than those with $\rho > 1$, controlling for initial defensivity, the output asymmetry mechanism for this version of the model would be falsified. Similarly, if collapse rates are independent of ρ entirely, this component of the model fails.
- **FALSIFICATION CRITERION 3: ASYMMETRIC EXPERIENCE IN COLLAPSED DYADS** Prediction: In dyads that reach the collapsed state, the partner with higher c_p should report lower perceived empathy than the partner with lower c_p when measured simultaneously. Falsification: If collapsed dyads show symmetric perceived empathy deficits regardless of perception weights, or if the low- c_p partner consistently reports greater deficits, the differential experience mechanism would be falsified.
- **FALSIFICATION CRITERION 4: PROTECTIVE EFFECT OF VERBAL MAINTENANCE** Prediction: Training interventions that specifically increase verbal empathy expression under stress (reducing ρ toward values below 1) should reduce collapse rates in subsequent interactions. Falsification: If such interventions successfully modify ρ but show no effect on collapse rates, or if interventions targeting nonverbal expression are equally or more effective, the model's emphasis on verbal channel preservation would be falsified.

A definitive test of these four falsification hooks would employ a longitudinal dyadic design:

Phase 1 (Parameter Estimation): Measure c_p and ρ for each participant using the protocols described above.

Phase 2 (Interaction Task): Pair participants in structured conflict-resolution or support-seeking tasks with manipulated initial defensivity (through false feedback or priming). Record full interactions with behavioral coding of empathy channels and continuous self-report of perceived partner empathy.

Phase 3 (Outcome Assessment): Classify interactions as stable or collapsed based on behavioral and self-report criteria. Test whether collapse rates follow the predicted pattern based on measured parameters.

5 Conclusions

This study developed and analyzed a dynamical systems model of the Double Empathy Problem [18,19], focusing on how asymmetries in communication channel preferences generate systematic vulnerabilities in cross-neurotype interactions. Through systematic numerical simulations spanning the parameter space of output asymmetry and initial defensivity, we identified the conditions under which dyadic empathy collapse occurs and characterized the mechanisms driving this phenomenon.

The central finding is that an individual's output channel profile under stress (specifically, whether verbal or nonverbal empathy expression is preserved when defensive) determines collapse vulnerability independently of the interaction partner's characteristics. When Agent A preserves verbal output under stress ($\rho_A < 1$), empathy collapse was never observed across all tested

initial conditions, including highly elevated initial defensivity. Conversely, when verbal output decays preferentially ($\rho_A > 1$), the collapse threshold dropped substantially, from $D_A[0] \approx 8$ at balanced output to $D_A[0] \approx 4$ at $\rho_A = 2.0$.

The stability analysis revealed that ρ_A affects system dynamics through two complementary mechanisms. First, higher ρ_A lowers the defensivity threshold at which the positive feedback loop activates, meaning less provocation is required to initiate the cascade. Second, once active, the feedback loop operates with greater gain: the coupling coefficient scales as $0.06(\rho_A + 1)$, producing a 50% increase in feedback strength as ρ_A increases from 0.5 to 2.0. These mechanisms compound multiplicatively, explaining the sharp dependence of collapse outcomes on the output asymmetry parameter.

The model advances understanding of the Double Empathy Problem by providing a mechanistic account of why communication breakdowns between autistic and neurotypical individuals can escalate rapidly [6,7,20] and symmetrically in behavioral terms while being experienced asymmetrically. The perception asymmetry means that identical reductions in verbal empathy expression produce larger perceived deficits for Agent A, consistent with clinical observations that autistic individuals often report feeling more misunderstood than their neurotypical partners recognize [8,18,20,22].

Furthermore, the model identifies output channel preservation as a specific, quantifiable protective factor. This moves beyond general recommendations to "communicate better" toward a precise target: maintaining verbal expressions of empathy under stress.

The loop gain framework also provides a unified explanation for the observed heterogeneity in autistic social outcomes [1]. Not all autistic individuals have identical output profiles; those who naturally maintain verbal expression under stress (low ρ_A) would be predicted to have fundamentally different interaction dynamics than those whose verbal channel degrades preferentially (high ρ_A). This heterogeneity is intrinsic to the individual rather than dependent on finding a sufficiently accommodating partner.

The findings suggest several directions for intervention development. Most directly, the protective effect of verbal preservation indicates that training programs targeting maintenance of verbal empathy expression during emotional arousal could substantially improve interaction outcomes [11,26]. Unlike interventions requiring partners to modify their behavior, this approach is actionable by the individual regardless of context.

Assessment protocols could incorporate measurement of output channel profiles under controlled stress conditions. Individuals identified as having high ρ_A (verbal-preferential decay) could be recognized as requiring additional support or could be targeted for channel-preservation training. The model predicts that successfully reducing ρ_A , even without modifying perception weights, would shift the collapse threshold upward.

For neurotypical partners and professionals working with autistic individuals, the model highlights the importance of maintaining verbal empathy expression even when nonverbal warmth feels more natural. Because autistic individuals may weight verbal signals more heavily, explicit verbal acknowledgment of understanding and care may be disproportionately important relative to nonverbal expressions that neurotypical individuals might assume are sufficient.

The Double Empathy Problem has been characterized as a bidirectional difficulty rather than a deficit residing in one party [18,19]. The present model formalizes this insight while revealing that bidirectionality in behavior does not imply symmetry in experience or equal distribution of vulnerability. The perception and output asymmetries built into the model produce a system where small differences in individual characteristics (particularly the output channel profile under stress) can determine whether an interaction remains stable or cascades toward mutual withdrawal.

The identification of verbal preservation as a protective factor offers a concrete, actionable target for intervention. Rather than asking autistic individuals to perceive differently or neurotypical individuals to express differently, the model points toward a specific behavioral skill: maintaining verbal empathy expression when defensive, which can be practiced and potentially trained. This represents a shift from accommodation-focused approaches toward identification of specific mechanisms that, if modified, could fundamentally alter interaction dynamics.

6 Acknowledgements

The authors are grateful to Cíntia V. C. Heidemann for several extremely useful comments made during the course of the research presented here.

7 Competing Interests

The authors have no competing interests to declare.

8 Author Contributions

E. A. T. C., M. C. V., and F. K. developed the model. E. A. T. C. wrote the code to perform the numerical simulations and generated the results. M. C. V. and F. K. jointly supervised the work. All three authors wrote the manuscript.

References

- [1] American Psychiatric Association. (2013). *Diagnostic and Statistical Manual of Mental Disorders* (5th ed.). American Psychiatric Publishing.
- [2] Baron-Cohen, S. (1995). *Mindblindness: An Essay on Autism and Theory of Mind*. MIT Press.
- [3] Baron-Cohen, S. (2002). The extreme male brain theory of autism. *Trends in Cognitive Sciences*, 6(6), 248–254.
- [4] Baron-Cohen, S., Leslie, A. M., & Frith, U. (1985). Does the autistic child have a "theory of mind"? *Cognition*, 21(1), 37–46.
- [5] Baron-Cohen, S., & Wheelwright, S. (2004). The Empathy Quotient: An investigation of adults with Asperger syndrome or high functioning autism, and normal sex differences. *Journal of Autism and Developmental Disorders*, 34(2), 163–175.
- [6] Crompton, C. J., Ropar, D., Evans-Williams, C. V., Flynn, E. G., & Fletcher-Watson, S. (2020). Autistic peer-to-peer information transfer is highly effective. *Autism*, 24(7), 1704–1712.
- [7] Crompton, C. J., Sharp, M., Axbey, H., Fletcher-Watson, S., Flynn, E. G., & Ropar, D. (2020). Neurotype-matching, but not being autistic, influences self and observer ratings of interpersonal rapport. *Frontiers in Psychology*, 11, 586171.
- [8] Edey, R., Cook, J., Brewer, R., Johnson, M. H., Bird, G., & Press, C. (2016). Interaction takes two: Typical adults exhibit mind-blindness towards those with autism spectrum disorder. *Journal of Abnormal Psychology*, 125(7), 879–885.
- [9] Ferrer, E., & Helm, J. L. (2013). Dynamical systems modeling of physiological coregulation in dyadic interactions. *International Journal of Psychophysiology*, 88(3), 296–308.
- [10] Gottman, J. M., Murray, J. D., Swanson, C. C., Tyson, R., & Swanson, K. R. (2002). *The Mathematics of Marriage: Dynamic Nonlinear Models*. MIT Press.
- [11] Gross, J. J. (1998). The emerging field of emotion regulation: An integrative review. *Review of General Psychology*, 2(3), 271–299.
- [12] Happé, F. G. E. (1993). Communicative competence and theory of mind in autism: A test of relevance theory. *Cognition*, 48(2), 101–119.
- [13] Hoeksma, J. B., Oosterlaan, J., & Schipper, E. M. (2004). Emotion regulation and the dynamics of feelings: A conceptual and methodological framework. *Child Development*, 75(2), 354–360.
- [14] Jury, E. I. (1964). *Theory and Application of the z-Transform Method*. Wiley.
- [15] Kindleberger, C. P. (1973). *The World in Depression: 1929–1939*. University of California Press.
- [16] Lewis, M. D. (2005). Bridging emotion theory and neurobiology through dynamic systems modeling. *Behavioral and Brain Sciences*, 28(2), 169–194.
- [17] McCann, J., & Peppé, S. (2003). Prosody in autism spectrum disorders: A critical review. *International Journal of Language & Communication Disorders*, 38(4), 325–350.
- [18] Milton, D. E. M. (2012). On the ontological status of autism: The 'double empathy problem'. *Disability & Society*, 27(6), 883–887.
- [19] Milton, D., Gurbuz, E., & López, B. (2022). The 'double empathy problem': Ten years on. *Autism*, 26(8), 1901–1903.
- [20] Sasson, N. J., Faso, D. J., Nugent, J., Lovell, S., Kennedy, D. P., & Grossman, R. B. (2017). Neurotypical peers are less willing to interact with those with autism based on thin slice judgments. *Scientific Reports*, 7, 40700.
- [21] Scherer, K. R. (2009). The dynamic architecture of emotion: Evidence for the component process model. *Cognition and Emotion*, 23(7), 1307–1351.
- [22] Sheppard, E., Pillai, D., Wong, G. T. L., Ropar, D., & Mitchell, P. (2016). How easy is it to read the minds of people with autism spectrum disorder? *Journal of Autism and Developmental Disorders*, 46(4), 1247–1254.

- [23] Shriberg, L. D., Paul, R., McSweeny, J. L., Klin, A., Cohen, D. J., & Volkmar, F. R. (2001). Speech and prosody characteristics of adolescents and adults with high-functioning autism and Asperger syndrome. *Journal of Speech, Language, and Hearing Research*, 44(5), 1097–1115.
- [24] Strogatz, S. H. (2015). *Nonlinear Dynamics and Chaos: With Applications to Physics, Biology, Chemistry, and Engineering* (2nd ed.). Westview Press.
- [25] Tager-Flusberg, H., Paul, R., & Lord, C. (2005). Language and communication in autism. In F. R. Volkmar et al. (Eds.), *Handbook of Autism and Pervasive Developmental Disorders* (3rd ed., pp. 335–364). Wiley.
- [26] Thompson, R. A. (1994). Emotion regulation: A theme in search of definition. *Monographs of the Society for Research in Child Development*, 59(2-3), 25–52.
- [27] Treur, J. (2013). An integrative dynamical systems perspective on emotions. *Biologically Inspired Cognitive Architectures*, 4, 27–40.
- [28] Vicente, A., & Falkum, I. L. (2023). Accounting for the preference for literal meanings in autism spectrum conditions. *Mind & Language*, 38(1), 72–92.
- [29] Vulchanova, M., Saldaña, D., Chahboun, S., & Vulchanov, V. (2015). Figurative language processing in atypical populations: The ASD perspective. *Frontiers in Human Neuroscience*, 9, 24.
- [30] World Health Organization. (2019). *International Statistical Classification of Diseases and Related Health Problems* (11th ed.). WHO.