

PRISM: Performer RS-IMLE for Single-pass Multisensory Imitation Learning

Amisha Bhaskar¹, Pratap Tokekar¹, Stefano Di Cairano², Alexander Schperberg²

¹ University of Maryland, College Park

College Park, MD 20742, USA

amishab@umd.edu, tokekar@umd.edu

² Mitsubishi Electric Research Laboratories (MERL)

Cambridge, MA 02139, USA

dicaيرانo@merl.com, schperberg@merl.com

Abstract—Robotic imitation learning typically requires models that capture multimodal action distributions while operating at real-time control rates and accommodating multiple sensing modalities. Although recent generative approaches such as diffusion models, flow matching, and Implicit Maximum Likelihood Estimation (IMLE) have achieved promising results, they often satisfy only a subset of these requirements. To address this, we introduce PRISM, a single-pass policy based on a batch-global rejection-sampling variant of IMLE. PRISM couples a temporal multisensory encoder (integrating RGB, Depth, tactile, audio, and proprioception) with a linear-attention generator using a Performer architecture. We demonstrate the efficacy of PRISM on a diverse real-world hardware suite, including loco-manipulation using a Unitree Go2 with a 7-DoF arm D1 and tabletop manipulation with a UR5 manipulator. Across challenging physical tasks such as pre-manipulation parking, high-precision insertion, and multi-object pick-and-place, PRISM outperforms state-of-the-art diffusion policies by 10–25% in success rate while maintaining high-frequency (30–50 Hz) closed-loop control. We further validate our approach on large-scale simulation benchmarks, including CALVIN, MetaWorld, and Robomimic. In CALVIN (10% data split), PRISM improves success rates by $\sim 25\%$ over diffusion and $\sim 20\%$ over flow matching, while simultaneously reducing trajectory jerk by $20\times$ – $50\times$. These results position PRISM as a fast, accurate, and multisensory imitation policy that retains multimodal action coverage without the latency of iterative sampling.

I. INTRODUCTION

Imitation Learning (IL) [2, 1, 26, 3, 36, 6] is a powerful framework for acquiring complex visuomotor policies directly from demonstrations. IL is particularly well-suited for real-world robotic applications where safety and precision are paramount. These advantages are magnified in settings involving *multisensory observations*, such as RGB images, depth, tactile feedback, and proprioception, which are difficult to simulate accurately and often only partially observable in practice. An ideal imitation learning policy should therefore meet three critical criteria: (i) operate at **real-time inference rates** for closed-loop physical control; (ii) represent the **multimodal distribution** of expert behavior (e.g., multiple valid grasps or approach paths); and (iii) perform robustly under **partial sensory input**, by effectively fusing multiple sensory streams.

Recent generative policies address subsets of this challenge, but rarely all. Diffusion models [11, 38, 31] have shown

impressive ability to capture complex, multimodal action distributions, but their reliance on iterative denoising (often ~ 10 – 100 steps per inference) severely limits real-time deployment [22, 25]. Flow-based methods [18, 15, 40, 35] reduce sampling steps through continuous-time integration, but may still struggle with multimodal fidelity [29]. Moreover, these approaches are computationally expensive during inference due to iterative sampling and often require large datasets to train effectively. These trade-offs highlight the need for approaches that are both expressive and efficient.

Recently a new model, called IMLE Policy, was proposed for conditional imitation learning [27] based on Implicit Maximum Likelihood Estimation (IMLE) [20]. IMLE trains by minimizing the distance from each expert datapoint to its nearest generated sample, ensuring full coverage of the expert distribution and enabling **single-pass inference**, generating multiple plausible actions in parallel and selecting one without iterative refinement. IMLE policy uses Rejection Sampling IMLE (RS-IMLE) [33] which further improves candidate quality by discarding those that are too similar to ground truth, promoting diversity in training-time sampling.

[27] reported that the IMLE Policy has competitive or favorable accuracy and sample efficiency in comparison to diffusion- and flow-based policies in visuomotor settings, while enjoying markedly lower test time due to the lack of iterative denoising or Ordinary Differential Equation (ODE) integration. However, extending IMLE to *conditional* policies, where the output distribution depends on a sensory input context, poses two key challenges. First, prior methods [27] typically apply rejection sampling *per sample*, comparing generated trajectories only to the paired ground truth. This violates the **batch-global coverage** principle central to IMLE, often causing the policy to regress toward *averaged or midpoint behaviors* that fail to represent distinct modes in multimodal settings.

Second, closed-loop robotic tasks require strong **temporal smoothness** (ordered *sequences* of actions executed over time) across action sequences. Local smoothing heuristics (e.g., selecting candidates closest to recent action history) have been

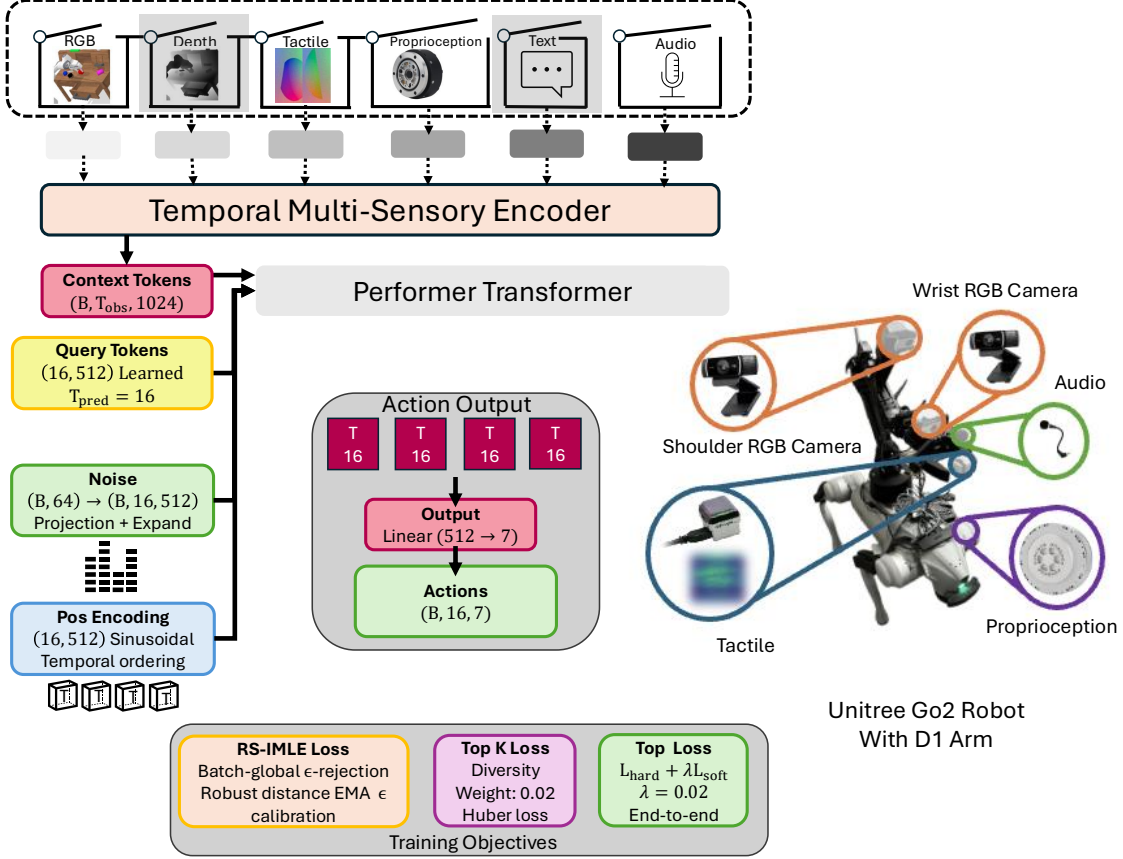


Fig. 1: **Overview of Performer RS-IMLE for Multisensory Imitation (PRISM).** Per-timestep features from the available sensors are fused into temporal context tokens. Across all benchmarks we include one or more *RGB cameras*; *depth camera*, *tactile*, *proprioception*, *text tokens*, and *audio* are used when present in a dataset. A *bidirectional FAVOR⁺* (Performer) generator with learned query tokens outputs a full sequence of actions in a single pass. Training uses a *batch-global RS-IMLE* objective (robust Charbonnier distance, ϵ -rejection with EMA calibration, optional small coverage term) to preserve action *multimodality* without iterative sampling. We train *separate models per benchmark* (MetaWorld, CALVIN, Robomimic, real hardware) using only the modalities available in that benchmark (see Fig. 2 for list of modalities used per dataset type); unused sensors are shown in gray. At inference we sample k latent-conditioned trajectories in one batched pass and select one for receding-horizon control for hardware experiment.

used to mitigate mode-switching¹ during execution [27], but such methods remain brittle. They introduce mode commitment early in execution, lack global trajectory reasoning, and are sensitive to initial suboptimal choices or re-planning resets.

We introduce **Performer RS-IMLE for Multisensory Imitation (PRISM)**, a **real-time multisensory imitation policy** validated on a diverse hardware suite including a **Unitree Go2 with a 7-DoF arm D1** for loco-manipulation and a **UR5 manipulator** for high-precision tabletop tasks. PRISM addresses the limitations of prior work via a batch-global RS-IMLE objective and a temporal attention backbone. The model observes a short history of sensory tokens (RGB, depth,

tactile, proprioception) and uses a bank of *learned action query tokens*² to attend to this history through **bidirectional** linear attention (FAVOR⁺ [12]). In a single batched forward pass, these queries produce K latent-conditioned action sequences. During training, an EMA-calibrated, batch-global rejection mask ensures that each candidate is sufficiently distinct from all ground truth sequences in the minibatch, preserving diversity without iterative sampling. **The key to smooth, hardware-safe trajectory generation lies in our receding horizon inference strategy:** at each timestep, the model generates K action sequences, selects the most coherent, executes only the first T_a actions, then slides the observation window forward and replans. This continuous

¹Here, a *mode* corresponds to a distinct high-probability strategy in the expert distribution (e.g., different grasps or paths), and undesirable *mode switching* occurs when the policy abruptly jumps between such valid strategies over time [28, 8, 27].

²*Learned action queries* are trainable vectors internal to the policy, each query corresponds to one future timestep and is refined by self- and cross-attention.

Simulation Datasets

Metaworld

Calvin

Robosuite

Hardware Datasets

Loco-manipulation

Manipulation

Dataset	R	D	Tact	P	Text	A
Metaworld	✓	✗	✗	✓	✗	✗
Calvin	✓	✓	✓	✓	✓	✓
Robosuite	✓	✗	✗	✓	✗	✗
Real Robots	✓	✗	✓	✓	✗	✓

Fig. 2: **Benchmark Datasets.** On the right, we show the sensor modalities used per dataset. *R* is for RGB camera, *D* is for depth camera, *Tact* is for tactile, *P* is for proprioception, *Text* is for text tokens, and *A* is for audio.

replanning mechanism produces trajectories with $50\times$ reduced jerk compared to iterative sampling methods while maintaining **30-50 Hz control** on physical robots.

Our main contributions are as follows:

- We present PRISM (Performer RS-IMLE for Multisensory Imitation), a **single-pass policy** that generates full action sequences using temporal cross-attention with linear-time Performer attention and bidirectional self-attention.
- We introduce a **batch-global RS-IMLE** training objective with EMA-calibrated ε and robust sequence distances, encouraging coverage across minibatch targets without adding test-time sampling steps.
- A time-preserving fusion encoder integrates RGB, depth, tactile, proprioception, and audio. Modality-dropout studies identify key signals for robust physical performance, yielding graceful degradation under missing sensors.
- We report results on a diverse real-robot suite: **loco-manipulation using a Unitree Go2 (7-DoF arm)** and **tabletop manipulation using a UR5**. We evaluate challenging tasks including pre-manipulation parking, high-precision peg insertion, and multi-object pick-and-place.
- PRISM matches or exceeds state-of-the-art policies across CALVIN, Meta-World, and Robomimic. Importantly, **real-world tests show 10–25% higher success rates** compared to diffusion policies while maintaining significantly faster inference. In CALVIN, PRISM improves success by $\sim 25\%$ over diffusion while **reducing motion jerk by $20\times$** , a critical factor for hardware longevity and safety.

The remainder of this paper is organized as follows: Sec. II focuses on related works. Sec. III positions PRISM within the landscape of generative imitation. Sec. IV formalizes our methodology, deriving the batch-global RS-IMLE objective from first principles and establishing its theoretical consistency. Sec. V presents empirical results across simulation and hardware, analyzing performance, computational efficiency, and failure modes. Theoretical proofs and extensive ablations are detailed in the Appendices.

II. RELATED WORKS

Behavior cloning (BC) maps observations to actions via supervised learning [41, 14], enabling fast single-pass inference for real-time control. Yet, naïve BC with mean squared error often fails in multimodal or contact-rich tasks, averaging diverse behaviors into low-precision outputs. Discretization reformulates control as classification [39, 34], but scales

poorly in high dimensions. Mixture density networks and behavior transformers [23, 30] better capture multimodality but suffer from collapse and instability [13]. Energy-based implicit models improve precision in multi-valued mappings [13], yet explicit BC struggles with mode coverage. PRISM addresses this via batch-global RS-IMLE, promoting diverse modes without averaging, while preserving single-pass efficiency.

Deep generative models, particularly diffusion and flow-based methods, have advanced visuomotor policy learning by modeling complex multimodal actions [11, 31, 21]. Diffusion models achieve stability and multimodality through iterative denoising, with Diffusion Policy setting state-of-the-art manipulation results [11], but their multi-step inference introduces latency unsuited for real-time control. Accelerations such as DDIM [31], rectified flows [21], SE(3)-equivariant transformers [15], and adaptive solvers [18] improve efficiency, while Falcon diffusion [9] and Consistency Policy [25] distill or reuse steps to reduce cost. Yet, ensuring smoothness and mode coverage under fewer steps remains difficult. PRISM instead achieves single-pass inference with batch-global rejection sampling, preserving multimodality and temporal coherence without iterative denoising.

Single-step generative policies avoid the cost of iterative sampling. GAN-based methods [16, 10] enable efficient inference but often collapse modes, limiting multimodal coverage in visuomotor control. IMLE instead matches each demonstration to a nearest sample, ensuring distributional coverage without adversarial training [20], while RS-IMLE improves alignment via rejection sampling [33]. Yet, existing IMLE variants rely on local heuristics for temporal coherence, leading to mode switching and instability in long-horizon tasks. PRISM addresses this with a batch-global RS-IMLE objective and temporal cross-attention over multisensory inputs, producing multiple coherent trajectory candidates and avoiding premature mode commitment or costly iterative rejection.

Multimodal inputs such as RGB, depth, proprioception, tactile, and audio improve policy robustness by mitigating partial observability and noise [3, 36]. Prior works fuse modalities through concatenation or attention, though few analyze their relative importance under sensor dropout. Temporal smoothness is also essential to prevent jitter from mode switching [28, 8]. Attention-based policies enhance long-horizon coherence, with linear-time variants like Performer enabling efficient $\mathcal{O}(T, m)$ reasoning [12]. PRISM fuses per-timestep modalities into fixed-width tokens and applies bidirectional

linear attention for real-time, non-autoregressive generation, with ablations showing gripper RGB and proprioception as critical while depth can be redundant.

III. PROBLEM STATEMENT

Setting. We consider imitation learning from demonstrations with temporally aligned multisensory observations. Each episode provides synchronized sensor streams comprising one or more RGB cameras (always wrist; optionally static view), and optionally depth, tactile, proprioception, and audio. Let $\mathcal{D} = \{(\mathbf{O}^{(n)}, \mathbf{A}^{(n)})\}_{n=1}^N$ denote N episodes, where $\mathbf{O}^{(n)}$ and $\mathbf{A}^{(n)}$ are sequences of observations and actions.

Observations and actions. At discrete time t , the observation \mathbf{o}_t concatenates all available sensors. The action is $\mathbf{a}_t \in \mathbb{R}^{D_a}$ with each dimension normalized to $[-1, 1]$, where $D_a = 7$ for tabletop manipulation (end-effector deltas + gripper) and $D_a = 14$ for loco-manipulation (absolute pose + base velocities + gripper). Full parameterization details are in Appendix A7.

Windows. For observation horizon T_o and prediction horizon T_p :

$$\begin{aligned}\mathbf{O}_{t-T_o+1:t} &= \{\mathbf{o}_{t-T_o+1}, \dots, \mathbf{o}_t\}, \\ \mathbf{A}_{t+1:t+T_p} &= \{\mathbf{a}_{t+1}, \dots, \mathbf{a}_{t+T_p}\}.\end{aligned}$$

Our goal is to learn a single-forward-pass, multimodal policy:

$$\hat{\mathbf{A}}_{t+1:t+T_p} \sim \pi_\theta(\cdot \mid \mathbf{O}_{t-T_o+1:t}, z), \quad (1)$$

where $z \sim \mathcal{N}(\mathbf{0}, \mathbf{I})$ is a latent variable.

Assumptions. (i) Sensors are time-aligned; missing modalities may occur. (ii) Actions are bounded and normalized. (iii) Demonstrations are multimodal: multiple valid action sequences may correspond to the same context.

IV. PROPOSED APPROACH

Our goal is to learn a policy that is **multimodal** (capturing diverse behaviors), **temporally consistent** (generating smooth trajectories), and **efficient** (running in real-time). To achieve this, we introduce PRISM, a single-pass framework that decouples the problem into two stages: a) **Temporal Multi-Sensory Encoder** that fuses heterogeneous inputs while preserving the temporal dimension (B, T , features), b) **Single-Pass Generator** that produces full action sequences in parallel using bidirectional linear attention (FAVOR⁺ [12]), and c) **Batch-Global RS-IMLE** training objective that provides a theoretically grounded mechanism for mode coverage without the inference cost of iterative diffusion. Figure 1 provides an overview. Pseudocode for training and receding-horizon inference appears in Alg. 1 and Alg. 2; stabilized FAVOR⁺ features are detailed in Algorithm 3 (Appendix B).

A. Temporal multi-sensory encoder

Let T_o be the context horizon and d the model width. For each timestep $t \in \{1, \dots, T_o\}$ we form per-modality embeddings (wrist RGB, static RGB, depth, tactile, proprioception, audio, text; dataset-dependent) denoted $\{\mathbf{v}_t^{(m)}\}$ with

dimensions d_m . We fuse *per timestep* to preserve temporal structure:

$$\mathbf{c}_t = \text{MLP}_{(\sum_m d_m) \rightarrow 1024 \rightarrow d} \left([\mathbf{v}_t^{(m)}]_{m \in \mathcal{M}_t} \right) \in \mathbb{R}^d, \quad (2)$$

and stack $\{\mathbf{c}_t\}$ to obtain context tokens $\mathbf{C} \in \mathbb{R}^{T_o \times d}$ with learned absolute positional embeddings. Per-timestep fusion avoids entangling temporal statistics, delegating long-range consistency to the generator. Modality usage per benchmark and detailed ablations appear in (Table IV) and (Figure 3; Section V validates that wrist RGB and proprioception are critical while depth is occasionally redundant).

B. Single-pass linear-attention generator (bidirectional)

Given \mathbf{C} , the generator produces a length- T_p action sequence in one forward pass. We initialize T_p learnable query tokens $\mathbf{Q} \in \mathbb{R}^{T_p \times d}$, add a projected latent $z \sim \mathcal{N}(\mathbf{0}, \mathbf{I})$ (the stochastic seed enabling diverse trajectory candidates) and positional encodings \mathbf{PE}_{pos} , then apply L Transformer blocks with (i) **bidirectional self-attention** over \mathbf{Q} (no causal mask) and (ii) **cross-attention** to the full context \mathbf{C} (also without causal masking). Both attentions use FAVOR⁺ (linearized softmax) [12] with stabilized positive features, reducing cost from $\mathcal{O}(T^2)$ to $\mathcal{O}(Tm)$ per head (full details in Algorithm 3, Appendix B):

$$\begin{aligned}\text{Attn}(\mathbf{Q}, \mathbf{K}, \mathbf{V}) &\approx \frac{\Phi(\mathbf{Q})(\Phi(\mathbf{K})^\top \mathbf{V})}{\Phi(\mathbf{Q})(\Phi(\mathbf{K})^\top \mathbf{1}) + \varepsilon_a}, \\ \Phi(\mathbf{X}) &= \frac{\exp(\mathbf{XW} - \text{rowmax}(\mathbf{XW}))}{\sqrt{m}},\end{aligned} \quad (3)$$

where $W \sim \mathcal{N}(0, 1/\sqrt{d})$, m random features, and $\varepsilon_a > 0$ clamps the denominator. A linear head maps final tokens to actions $\hat{\mathbf{A}} \in \mathbb{R}^{T_p \times D_a}$, where $D_a \in \{7, 14\}$ matches Sec. III.

a) *Why bidirectional and linear?*: The policy is *non-autoregressive*, choosing the entire sequence jointly via bidirectional self-attention over \mathbf{Q} and full cross-attention to \mathbf{C} . FAVOR⁺ enables real-time control: Theorem 1 in Choromanski et al. [12] proves unbiased softmax estimates with variance $\mathcal{O}(1/m)$, preventing error accumulation over long horizons (formal analysis in Appendix N). Ablations (Figure 7b, Appendix F) show higher random-feature budgets improve accuracy; FAVOR⁺ achieves 1.5–2× speedup vs. standard attention at equal wall-time (Table VII, Appendix H).

C. Robust sequence distance

We compare predicted and target sequences with a Charbonnier penalty ε_c and per-dimension weights w_d (inverse empirical scale), normalized over time to keep values $\mathcal{O}(1)$:

$$D_\rho(\hat{\mathbf{A}}, \mathbf{A}) = \frac{1}{T_p} \sum_{t=1}^{T_p} \sum_{d=1}^{D_a} w_d \sqrt{(\hat{a}_{t,d} - a_{t,d})^2 + \varepsilon_c^2}, \quad (4)$$

with $\varepsilon_c = 10^{-6}$. This metric is used both for training and for candidate selection at evaluation (when a learned proxy is not available), and its $1/T_p$ normalization keeps the rejection sampling threshold scale consistent across horizons.

The Charbonnier formulation provides robustness to outliers while maintaining differentiability, critical for stable gradient flow in the IMLE objective [5].

D. Batch-global RS-IMLE objective

For each item i in batch B , we draw K latents yielding candidates $\{\hat{\mathbf{A}}_i^{(k)}\}_{k=1}^K$. Let $D_{i,k} = D_\rho(\hat{\mathbf{A}}_i^{(k)}, \mathbf{A}_i)$ and define batch-global distances $D_{i,k \rightarrow j} = D_\rho(\hat{\mathbf{A}}_i^{(k)}, \mathbf{A}_j)$ to all targets j . We reject candidates too close to *any* target:

$$\mathbb{I}_{i,k}^{\text{rej}} = \mathbb{I}\left[\min_j D_{i,k \rightarrow j} < \varepsilon_{\text{RS}}\right], \quad (5)$$

and minimize the hard IMLE loss with fallback:

$$\mathcal{L}_{\text{hard}} = \frac{1}{B} \sum_{i=1}^B \min_{k \in \mathcal{K}_i} D_{i,k}, \quad (6)$$

$$\mathcal{K}_i = \begin{cases} \{k : \mathbb{I}_{i,k}^{\text{rej}} = 0\}, & \text{if nonempty,} \\ \{1, \dots, K\}, & \text{otherwise.} \end{cases}$$

We calibrate ε_{RS} via EMA of batch quantile $q \in [0.2, 0.35]$ with hard clamps $(\varepsilon_{\min}, \varepsilon_{\max}) = (10^{-4}, 0.2)$:

$$\tilde{\varepsilon} = \text{Quantile}_q(\{D_{i,k \rightarrow j}\}), \quad (7)$$

$$\varepsilon_{\text{RS}} \leftarrow \text{clip}(\alpha \varepsilon_{\text{RS}} + (1 - \alpha) \tilde{\varepsilon}, \varepsilon_{\min}, \varepsilon_{\max}).$$

Lemma A.2 (Appendix L) proves this estimator has variance $O(1/N)$ by the Glivenko-Cantelli theorem, with empirical validation in Figure 11.

A small top- K' soft-coverage term encourages diversity:

$$\mathcal{L}_{\text{soft}} = -\frac{1}{B} \sum_{i=1}^B \log \sum_{k \in \text{Top}_{K'}(D_{i,\cdot})} \exp(-D_{i,k}/\tau), \quad (8)$$

yielding $\mathcal{L} = \mathcal{L}_{\text{hard}} + \lambda_{\text{soft}} \mathcal{L}_{\text{soft}}$ with $\lambda_{\text{soft}} \ll 1$. We use $K' \ll K$ (typically $K' = 3$ for $K = 16$) to focus gradients on relevant modes. Lemma A.3 (Appendix M) establishes this is equivalent to entropy-regularized k -center, preventing mode collapse. The batch-global rejection prevents candidates from covering multiple nearby targets, preserving gradient signal for alternative modes without test-time cost. Theoretical foundations (IMLE’s equivalence to kernel-smoothed likelihood maximization, detailed justifications for soft coverage and batch-global rejection) are provided in Appendix J.

a) Why Soft-coverage term?: The hard-min objective used in standard IMLE propagates gradients only through the single closest candidate. When K is finite and the dataset contains multiple modes, this can bias optimization toward frequent or dense modes because they are more likely to produce the minimal distance. To mitigate this optimization bias, we introduce a mild soft log-sum-exp over the top- K' candidates. This does not alter the underlying IMLE formulation but provides a controlled relaxation in which several nearby candidates contribute gradient signal without averaging across modes. Empirically, in Figure 6a (Appendix F), decreasing this term consistently reduces performance in multi-modal settings. We therefore view soft coverage as a practical stabilization mechanism rather than a theoretical requirement.

b) Why batch-global rejection?: Masking by equation 5 prevents a single candidate from trivially “covering” many nearby targets across the whole batch, which would otherwise bias gradients toward a unimodal midpoint. This preserves gradient signal for alternative modes without increasing test-time cost. Sensitivity to K and ε_{RS} appears in ablations (Figure 6, Appendix F), showing that performance saturates at $K \approx 16$ candidates. Because $D_{i,k \rightarrow j}$ is computed against all targets in the batch, RS-IMLE remains stable when multimodal clusters do not co-occur. In such cases the quantile naturally contracts to the batch’s local density, avoiding suppression of candidates from absent modes.

E. Receding-horizon inference (single pass)

At test time we observe $\mathbf{O}_{t-T_o+1:t}$, encode \mathbf{C} , draw K latents, and produce K action sequences in one pass. We select a single trajectory using one of two observation-only rules: **(1) ProxyScore** (when available). If proprioception or wrist pose is observable (e.g., CALVIN, hardware), we compute a simple smoothness proxy: each candidate’s first action induces a predicted next end-effector pose, and we select the candidate whose induced pose is closest to the observed pose (or to the previously executed action). This reduces abrupt mode switches while requiring no action labels. **(2) Deterministic tie-break** (when proxy unavailable). If the dataset does not expose proprioception or EE pose (e.g., Robomimic), ProxyScore cannot be computed. We then select the candidate whose first action is closest (L2) to the last executed action. This encourages temporal consistency without needing ground-truth actions. Both rules operate using only observations, never target actions. We execute the first T_a actions of the selected trajectory and slide the window by T_a . Because generation is non-autoregressive and linear-attention based, batched evaluation yields near-constant wall-time for moderate K on modern accelerators. Full hyperparameters, preprocessing, and stability settings are provided in Appendices C and A6.

V. EXPERIMENTS

We evaluate PRISM on four established benchmarks: MetaWorld (50 tasks) [37], CALVIN (multi-sensory manipulation) [24], Robomimic (PH) [23], and a real-robot loco-manipulation suite, to answer: **RQ1** does sequence-level consistency reduce jerk and mode switches beyond best-of- K ? **RQ2** can a single-pass, linear-attention policy meet 30 Hz as horizons grow? **RQ3** does multi-sensory fusion (RGB, depth, tactile, proprioception) sustain performance under occlusions/dropouts? **RQ4** how does PRISM compare to diffusion/flow at matched wall-time? **RQ5** what is the effect of batch-global rejection, ε -calibration, and candidate count K ? **RQ6** do sim trends carry to hardware? Full setup details, fairness controls, and comprehensive per-task breakdowns are provided in Appendices D–H.

a) MetaWorld (RQ1, RQ2, RQ4).: Under identical one-step inference (NFE = 1), PRISM improves success by **4–5%**

Algorithm 1 PRISM training: batch-global RS-IMLE with single-pass linear-attention generator

Require: Dataset $\mathcal{D} = \{(\mathbf{O}^{(n)}, \mathbf{A}^{(n)})\}$; horizons (T_o, T_p) ; candidates K ; model width d ; heads h ; FAVOR⁺ features m

Require: Action weights $\{w_d\}_{d=1}^{D_a}$; Charbonnier ε_c ; linear-attention clamp ε_a

Require: RS quantile $q \in [0.2, 0.35]$, EMA momentum $\alpha \in [0, 1]$, clamps $(\varepsilon_{\min}, \varepsilon_{\max}) = (10^{-4}, 0.2)$

Require: Optional soft coverage $(K', \tau, \lambda_{\text{soft}} \ll 1)$

- 1: Initialize encoder E_ϕ , generator G_θ (with fixed h, m), optimizer; initialize $\varepsilon_{\text{RS}} > 0$
- 2: **for each** minibatch $\{(\mathbf{O}_i, \mathbf{A}_i)\}_{i=1}^B \sim \mathcal{D}$ **do**
- 3: **Form windows:** for each i , take context $\mathbf{O}_{i,t-T_o+1:t}$ and target $\mathbf{A}_{i,t+1:t+T_p}$
- 4: **Preprocess:** RGB/tactile $\rightarrow [0, 1]$; depth/proprio/audio $\rightarrow \text{float32}$
- 5: **Encode:** $\mathbf{C}_i \leftarrow E_\phi(\mathbf{O}_{i,t-T_o+1:t}) \in \mathbb{R}^{T_o \times d}$
- 6: **Sample latents:** draw $z_{i,k} \sim \mathcal{N}(\mathbf{0}, \mathbf{I})$ for $k = 1..K$
- 7: **Single batched forward:** $\hat{\mathbf{A}}_i^{(k)} \leftarrow G_\theta(\mathbf{C}_i, z_{i,k}) \in \mathbb{R}^{T_p \times D_a}$ \triangleright bidirectional self & cross attention; FAVOR⁺
- 8: **Per-item robust distances:** $D_{i,k} \leftarrow \frac{1}{T_p} \sum_{t=1}^{T_p} \sum_{d=1}^{D_a} w_d \sqrt{(\hat{a}_{i,t,d}^{(k)} - a_{i,t,d})^2 + \varepsilon_c^2}$ \leftarrow
- 9: **Batch-global distances:** compute $D_{i,k \rightarrow j} \leftarrow D_\rho(\hat{\mathbf{A}}_i^{(k)}, \mathbf{A}_j)$ for all i, k, j
- 10: **Quantile calibration:** $\tilde{\varepsilon} \leftarrow \text{Quantile}_q(\{D_{i,k \rightarrow j}\})$; $\varepsilon_{\text{RS}} \leftarrow \text{clip}(\alpha \varepsilon_{\text{RS}} + (1-\alpha)\tilde{\varepsilon}, \varepsilon_{\min}, \varepsilon_{\max})$ \triangleright Lemma A.2
- 11: **RS mask:** $\mathbb{I}_{i,k}^{\text{rej}} \leftarrow \mathbb{I}[\min_j D_{i,k \rightarrow j} < \varepsilon_{\text{RS}}]$
- 12: **Hard IMLE loss:** $\mathcal{K}_i \leftarrow \{k : \mathbb{I}_{i,k}^{\text{rej}} = 0\}$; if $\mathcal{K}_i = \emptyset$ set $\mathcal{K}_i = \{1..K\}$;
 $\mathcal{L}_{\text{hard}} \leftarrow \frac{1}{B} \sum_{i=1}^B \min_{k \in \mathcal{K}_i} D_{i,k}$ \triangleright Lemma A.1
- 13: **if soft coverage enabled then**
- 14: **Soft term:** $\mathcal{L}_{\text{soft}} \leftarrow -\frac{1}{B} \sum_i \log \sum_{k \in \text{Top}K'(D_{i,\cdot})} \exp(-D_{i,k}/\tau)$; $\mathcal{L} \leftarrow \mathcal{L}_{\text{hard}} + \lambda_{\text{soft}} \mathcal{L}_{\text{soft}}$ \leftarrow
 \triangleright Lemma A.3
- 15: **else**
- 16: $\mathcal{L} \leftarrow \mathcal{L}_{\text{hard}}$
- 17: **end if**
- 18: **Update:** $\theta, \phi \leftarrow \theta, \phi - \eta \nabla_{\theta, \phi} \mathcal{L}$ \triangleright grad clip; AMP-safe
- 19: **Log:** rejection rate $\frac{1}{BK} \sum_i \sum_k \mathbb{I}_{i,k}^{\text{rej}}$, current ε_{RS} , soft/hard loss ratio
- 20: **end for**

Algorithm 2 Receding-horizon inference with single-pass candidate selection

Require: Trained E_ϕ, G_θ ; horizons (T_o, T_p, T_a) ; candidates K ; current time index t

- 1: **Observe & preprocess:** $\mathbf{O}_{t-T_o+1:t}$; RGB/tactile $\rightarrow [0, 1]$, depth/proprio/audio $\rightarrow \text{float32}$
- 2: **Encode context:** $\mathbf{C} \leftarrow E_\phi(\mathbf{O}_{t-T_o+1:t}) \in \mathbb{R}^{T_o \times d}$
- 3: **Single batched generation:** sample $z_k \sim \mathcal{N}(\mathbf{0}, \mathbf{I})$ and compute $\hat{\mathbf{A}}^{(k)} \leftarrow G_\theta(\mathbf{C}, z_k)$ for $k = 1..K$ \triangleright bidirectional self & cross attention; FAVOR⁺
- 4: **Select trajectory:** $k^* \leftarrow \arg \min_k \text{ProxyScore}(\hat{\mathbf{A}}^{(k)}, \mathbf{O}_{t-T_o+1:t})$ if proxy available; else use deterministic tie-break; see Sec. IV-E
- 5: **Execute & slide:** apply $\hat{\mathbf{A}}_{1:T_a}^{(k^*)}$; set $t \leftarrow t + T_a$; append new observations; repeat

on the Easy/Medium splits and by **5–12%** on the Hard/Very-Hard splits over the strongest prior one-step flow baseline (Table I). Table VIII (Appendix I) provides the complete 50-task breakdown, including comparisons against DP3 [38], ManiCM [22], SDM [19], and AdaFlow [18], showing PRISM achieves the highest success rate across all difficulty categories. Relative to Diffusion Policy with 10-step denoising, gains reach **~12%** on the hardest tasks. These margins align with lower jerk/fewer mode switches (RQ1): bidirectional

TABLE I: Performance benchmarks with 3D input on Meta-World (50 tasks). One-step inference (NFE= 1) unless noted. Input: wrist RGB + proprioception; depth rendered from MuJoCo. Higher success rate (%) is better. See Table VIII (Appendix I) for the complete per-task breakdown.

Method	NFE↓	Easy↑	Med.↑	Hard↑	V-Hard↑
Diffusion Policy [11]	10	83.6	31.1	9.0	26.6
Flow Matching Policy [7]	1	61.4	20.6	13.4	36.0
IMLE Policy [27]	1	75.6	60.4	43.5	76.0
PRISM	1	96.4	85.5	58.0	85.8

sequence generation avoids myopic, stepwise corrections that iterative samplers often need in contact-rich, multi-phase goals. Because PRISM is single-pass with linear attention, it holds 30Hz when T_o/T_p increase (RQ2), whereas multi-step policies must trade accuracy for latency (latency analysis in Table VII, Appendix H).

b) *CALVIN (RQ1–RQ3–RQ4)*: Training on just **10%** of Env D, PRISM improves success by **~10%** over IMLE Policy, **~28%** over Diffusion Policy, and **~20%** over Flow Matching Policy at matched budgets (Table II). Motion quality improves substantially: jerk is reduced by **~20×** (from 1.05 to 0.05) and mode switches by **~3×** (from 0.28 to 0.10), indicating that batch-global RS-IMLE preserves multimodality while maintaining temporal coherence (RQ1/RQ4).

PRISM is also robust to sensor degradation. Under occlusion and single-modality dropouts, performance drops by only **3–5%** relative to nominal conditions, whereas baselines degrade by 8–15% (Table II). Figure 3 provides a detailed breakdown. Removing wrist RGB or proprioception causes the largest degradation (41.5% and 15.8% success, respectively), while depth removal has minimal effect (66.2% success, comparable to the 65.2% no-dropout baseline). Pairwise ablations further confirm that wrist RGB and proprioception form the critical sensing backbone: removing both leads to near-complete failure. These results validate RQ3: per-timestep multimodal fusion reliably exploits wrist RGB and proprioception, while depth is occasionally redundant in our setup. Time-matched multi-step samplers (Diffusion Policy with NFE= 10, Flow Matching with NFE= 5) remain slower and exhibit higher jerk even when wall-clock time is controlled (Table VII).

c) *Robomimic (PH) (RQ4)*: On image-based tasks, PRISM remains *single-pass* yet matches or surpasses several multi-step policies on average success (Table III). Against strong one-step baselines (Consistency Policy [25]) and prior IMLE variants, PRISM is ahead by **2–5%** on average; versus AdaFlow (NFE=~1.2), PRISM is competitive. Table IX (Appendix I) provides the complete comparison including RectifiedFlow [21], ActionFlow [15], Falcon-DDPM [9], and other multi-step baselines. This supports that coherent, sequence-level generation can substitute for iterative refinement at comparable wall-time. We note that AdaFlow (NFE=~1.2) slightly outperforms PRISM on PH tasks (95.6% vs. 92.2%

TABLE II: CALVIN: success, robustness, and motion quality (mean \pm s.e.; $K=8$). Input: wrist RGB + static RGB + depth + tactile + proprioception (10% of Env D). Modality-dropout results are shown in Figure 3.

Method	No-RGB \uparrow	Depth \uparrow	Tact. \uparrow	Prop. \uparrow	Jerk \downarrow	Switch \downarrow
Diffusion Policy [11]	36.4 \pm 9.2	38.0 \pm 3.5	34.4 \pm 7.5	35.2 \pm 7.2	3.783	0.515
Flow Matching [7]	44.4 \pm 3.7	45.6 \pm 2.7	45.6 \pm 4.1	42.0 \pm 3.5	1.148	0.586
IMLE Policy [27]	56.2 \pm 6.5	55.2 \pm 6.2	51.2 \pm 10.3	54.2 \pm 5.7	1.053	0.276
PRISM	65.2\pm4.3	62.0\pm5.8	66.2\pm4.8	62.4\pm5.7	0.052	0.101

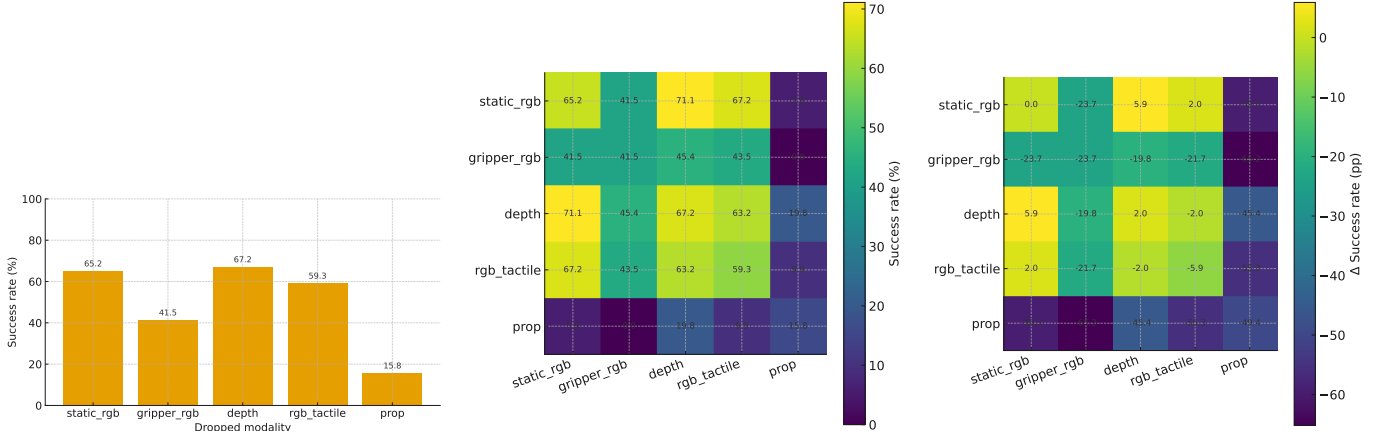


Fig. 3: **Modality robustness on CALVIN.** **Left:** Single-modality dropouts during evaluation. **Middle:** Pairwise modality dropouts. **Right:** Performance change relative to the full-modality baseline. Wrist RGB and proprioception are the most critical modalities; removing both leads to near-complete failure, while PRISM degrades gracefully under single-modality removal.

average success). We attribute this to the near-unimodal nature of PH demonstrations and the absence of depth, tactile, or multi-view RGB, which limits the benefits of PRISM’s multisensory encoder. AdaFlow’s variance-adaptive step-size is specifically optimized for unimodal accuracy, whereas PRISM excels when multimodality is present, as evidenced by the superior performance on CALVIN (Table II) and MetaWorld Hard/Very-Hard splits (Table I).

d) Real-World Evaluation (RQ2–RQ6): We deploy PRISM on a Unitree Go2 with a D1 arm and parallel gripper, using history $H=8$, horizon $T=16$, chunk $T_a=8$, and $K=5$ candidates/step. PRISM outperforms baselines by **10–25%** across pre-manipulation parking, peg-in-hole, and pick-and-place tasks, with high inference speed (**RQ2, RQ6**). Performance scales with demonstration count: +10% (parking), +20% (peg-in-hole), and +30% (pick-and-place) when increasing from 15 to 35 demos as shown in Figure 4. Additional tabletop manipulation experiments (cup stacking, can picking) demonstrate consistent 15–20% performance advantages over baselines (Figure 4, with PRISM maintaining 50Hz inference across all scenarios. Hardware setup details, including sensor configurations and task specifications, are provided in Appendix I (Figures 8–9). The consistent 10–25% improvement across all real-world tasks demonstrates

that PRISM’s benefits translate from simulation to hardware, with the 50 Hz sustained performance addressing **RQ2** (single-pass efficiency) in real-world constraints. The demonstration scaling (10–30% improvement) shows that PRISM effectively leverages additional training data.

Architecture (RQ2, RQ5). Comprehensive ablations (Figures 7–6, Appendix F) show performance saturates at $H=8$ heads, benefits from increased random features up to $m=512$, and shows diminishing returns beyond $K\approx 16$ candidates. Batch-global rejection with EMA ε calibration reduces mid-point collapse (lower mode-switch rate) and improves success; a small top- K' coverage term ($\lambda_{\text{soft}}\approx 0.02$) adds a boost without hurting single-candidate success. As proven in Lemma A.2 (Appendix L), the batch-global quantile estimator variance decreases as $O(1/N)$. Figure 11 empirically validates this, showing PRISM maintains stable ε_{RS} calibration across batch sizes 8–512, with coefficient of variation dropping below 5% at batch size 64. Note, we provide additional insights on the efficiency of PRISM and a failure analysis in Appendix. G.

VI. LIMITATIONS

While PRISM offers a powerful framework for single-pass, multisensory visuomotor policy learning with significant improvements in accuracy, smoothness, and real-time control, several limitations remain. We do not use pretrained

TABLE III: Robomimic (PH): success by task (mean \pm s.e.). One-step inference unless noted (NFE shown). Input: wrist RGB + proprioception (image-based control, 200 demonstrations per task). Extended comparison with multi-step baselines in Table IX (Appendix I).

Method	NFE \downarrow	Lift \uparrow	Can \uparrow	Sq. \uparrow	Trans. \uparrow	Tool \uparrow	Avg. \uparrow
Diffusion Policy [11]	15	1.00	0.99 \pm 0.01	0.92 \pm 0.03	0.79 \pm 0.04	0.55 \pm 0.05	0.85
Flow Matching [7]	1	0.99 \pm 0.01	0.96 \pm 0.01	0.79 \pm 0.02	0.66 \pm 0.05	0.86 \pm 0.05	0.85
IMLE Policy [27]	1	1.00	0.94 \pm 0.01	0.81 \pm 0.01	0.85 \pm 0.05	0.75 \pm 0.06	0.87
PRISM	1	1.00	1.00	0.84 \pm 0.02	0.91 \pm 0.02	0.86 \pm 0.03	0.922

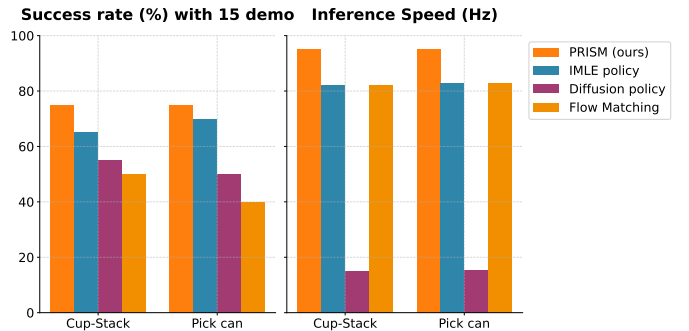

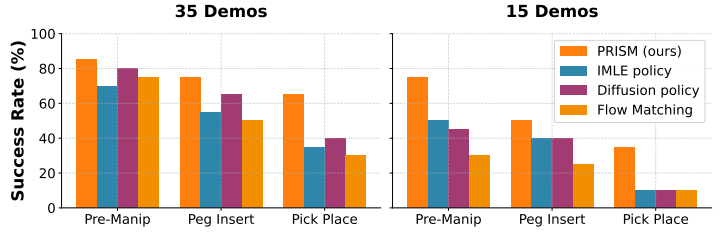



Fig. 4: **Real-World Hardware Setup and Performance.** **Top Left:** Loco-manipulation platform (Unitree Go2-D1) and tasks including parking, pick-and-place, and insertion. **Top Right:** Loco-manipulation success rates (50 trials/method); PRISM maintains 30 Hz while achieving higher success. **Bottom Left:** Tabletop manipulation tasks showing nested containers and precise can placement. **Bottom Right:** Tabletop success rates and inference speed ablation for tasks (1) and (2).

encoders to ensure fair comparison with diffusion, flow, and IMLE baselines. Incorporating pretrained visual or multi-modal encoders is a promising direction for future work, especially for language- or audio-conditioned tasks. PRISM relies on a batch-global ε_{RS} calibrated from minibatch distances, which couples samples and can be sensitive to batch size and dataset heterogeneity; miscalibration risks either under-rejection (mode averaging) or over-rejection (slow optimization). Developing adaptive, data-driven rejection thresholds could mitigate this sensitivity in future work. Lastly, persistent sensor failures present challenges despite the encoder’s robustness to intermittent dropout; integrating explicit uncertainty estimation by taking advantage of our fast inference time

through ensemble encoders or multiple latent draws or online sensor diagnostics could further enhance resilience.

VII. CONCLUSION

We presented PRISM, a single-pass visuomotor policy that fuses multisensory history, generates full action sequences with bidirectional Performer attention, and preserves multi-modal coverage via batch-global RS-IMLE. Across benchmarks, PRISM is accurate, smooth, and fast: on MetaWorld (NFE=1) it improves over strong flows by **4-5%** on average and by up to $\sim 5\%$ on Hard/Very-Hard, and exceeds diffusion variants by $\sim 20\%$; on CALVIN, using only **10%** of the data, it outperforms IMLE-Policy by $\sim 10\%$, flow by $\sim 20\%$, and

diffusion by $\sim 25\%$ with markedly lower jerk; and on real loco-manipulation and manipulation, it improves success by **10-25%** while sustaining real-time inference. Future work includes adaptive rejection control, and learned feature maps for linear attention, and RL fine-tuning for generalization.

REFERENCES

- [1] Brenna D Argall, Sonia Chernova, Manuela Veloso, and Brett Browning. A survey of robot learning from demonstration. *Robotics and autonomous systems*, 57(5):469–483, 2009.
- [2] Christopher G Atkeson and Stefan Schaal. Robot learning from demonstration. In *ICML*, volume 97, pages 12–20, 1997.
- [3] Yahav Avigal, Lars Berscheid, Tamim Asfour, Torsten Kröger, and Ken Goldberg. Speedfolding: Learning efficient bimanual folding of garments. In *2022 IEEE/RSJ International Conference on Intelligent Robots and Systems (IROS)*, pages 1–8. IEEE, 2022.
- [4] R Raj Bahadur. A note on quantiles in large samples. *The Annals of Mathematical Statistics*, 37(3):577–580, 1966.
- [5] Jonathan T Barron. A general and adaptive robust loss function. In *Proceedings of the IEEE/CVF conference on computer vision and pattern recognition*, pages 4331–4339, 2019.
- [6] Amisha Bhaskar, Rui Liu, Vishnu D Sharma, Guangyao Shi, and Pratap Tokekar. Lava: Long-horizon visual action based food acquisition. In *2024 IEEE/RSJ International Conference on Intelligent Robots and Systems (IROS)*, pages 8929–8935. IEEE, 2024.
- [7] Kevin Black, Noah Brown, Danny Driess, Adnan Esmail, Michael Equi, Chelsea Finn, Niccolo Fusai, Lachy Groom, Karol Hausman, Brian Ichter, Szymon Jakubczak, Tim Jones, Liyiming Ke, Sergey Levine, Adrian Li-Bell, Mohith Mothukuri, Suraj Nair, Karl Pertsch, Lucy Xiaoyang Shi, James Tanner, Quan Vuong, Anna Walling, Haohuan Wang, and Ury Zhilinsky. π_0 : A vision-language-action flow model for general robot control, 2026. URL <https://arxiv.org/abs/2410.24164>.
- [8] Yuning Chai, Benjamin Sapp, Mayank Bansal, and Dragomir Anguelov. Multipath: Multiple probabilistic anchor trajectory hypotheses for behavior prediction. In *Conference on Robot Learning*, pages 86–99. PMLR, 2020.
- [9] Haojun Chen, Minghao Liu, Chengdong Ma, Xiaojian Ma, Zailin Ma, Huimin Wu, Yuanpei Chen, Yifan Zhong, Mingzhi Wang, Qing Li, and Yaodong Yang. Falcon: Fast visuomotor policies via partial denoising. In *Forty-second International Conference on Machine Learning*, 2025. URL <https://openreview.net/forum?id=fiv2M4P5vk>.
- [10] Yiting Chen, Junnan Jiang, Ruiqi Lei, Yasemin Bekiroglu, Fei Chen, and Miao Li. Graspada: Deep grasp adaptation through domain transfer. In *2023 IEEE International Conference on Robotics and Automation (ICRA)*, pages 10268–10274. IEEE, 2023.
- [11] Cheng Chi, Zhenjia Xu, Siyuan Feng, Eric Cousineau, Yilun Du, Benjamin Burchfiel, Russ Tedrake, and Shuran Song. Diffusion policy: Visuomotor policy learning via action diffusion. *The International Journal of Robotics Research*, 44(10-11):1684–1704, 2025.
- [12] Krzysztof Choromanski, Valerii Likhoshesterov, David Dohan, Xingyou Song, Andreea Gane, Tamas Sarlos, Peter Hawkins, Jared Davis, Afroz Mohiuddin, Lukasz Kaiser, et al. Rethinking attention with performers. *arXiv preprint arXiv:2009.14794*, 2020.
- [13] Pete Florence, Corey Lynch, Andy Zeng, Oscar A Ramirez, Ayzaan Wahid, Laura Downs, Adrian Wong, Johnny Lee, Igor Mordatch, and Jonathan Tompson. Implicit behavioral cloning. In *Conference on robot learning*, pages 158–168. PMLR, 2022.
- [14] Peter Florence, Lucas Manuelli, and Russ Tedrake. Self-supervised correspondence in visuomotor policy learning. *IEEE Robotics and Automation Letters*, 5(2):492–499, 2019.
- [15] Niklas Funk, Julien Uraïn, Joao Carvalho, Vignesh Prasad, Georgia Chalvatzaki, and Jan Peters. Action-flow: Equivariant, accurate, and efficient policies with spatially symmetric flow matching. *arXiv preprint arXiv:2409.04576*, 2024.
- [16] Ian J Goodfellow, Jean Pouget-Abadie, Mehdi Mirza, Bing Xu, David Warde-Farley, Sherjil Ozair, Aaron Courville, and Yoshua Bengio. Generative adversarial nets. *Advances in neural information processing systems*, 27, 2014.
- [17] Dorit S Hochbaum and David B Shmoys. A best possible heuristic for the k-center problem. *Mathematics of Operations Research*, 10(2):180–184, 1985.
- [18] Xixi Hu, Qiang Liu, Xingchao Liu, and Bo Liu. Adaflow: Imitation learning with variance-adaptive flow-based policies. *Advances in Neural Information Processing Systems*, 37:138836–138858, 2024.
- [19] Bofang Jia, Pengxiang Ding, Can Cui, Mingyang Sun, Pengfang Qian, Siteng Huang, Zhaoxin Fan, and Donglin Wang. Score and distribution matching policy: Advanced accelerated visuomotor policies via matched distillation. *arXiv preprint arXiv:2412.09265*, 2024.
- [20] Ke Li and Jitendra Malik. Implicit maximum likelihood estimation. *arXiv preprint arXiv:1809.09087*, 2018.
- [21] Xingchao Liu, Chengyue Gong, and qiang liu. Flow straight and fast: Learning to generate and transfer data with rectified flow. In *The Eleventh International Conference on Learning Representations*, 2023. URL <https://openreview.net/forum?id=XVjTT1nw5z>.
- [22] Guanxing Lu, Zifeng Gao, Tianxing Chen, Wenxun Dai, Ziwei Wang, Wenbo Ding, and Yansong Tang. Manicm: Real-time 3d diffusion policy via consistency model for robotic manipulation. *arXiv preprint arXiv:2406.01586*, 2024.
- [23] Ajay Mandlekar, Danfei Xu, Josiah Wong, Soroush Nasiriany, Chen Wang, Rohun Kulkarni, Li Fei-Fei, Silvio Savarese, Yuke Zhu, and Roberto Martín-Martín.

- What matters in learning from offline human demonstrations for robot manipulation. In *Conference on Robot Learning*, pages 1678–1690. PMLR, 2022.
- [24] Oier Mees, Lukas Hermann, Erick Rosete-Beas, and Wolfram Burgard. Calvin: A benchmark for language-conditioned policy learning for long-horizon robot manipulation tasks. *IEEE Robotics and Automation Letters*, 7(3):7327–7334, 2022.
- [25] Aaditya Prasad, Kevin Lin, Jimmy Wu, Linqi Zhou, and Jeannette Bohg. Consistency policy: Accelerated visuomotor policies via consistency distillation. In *Robotics: Science and Systems*, 2024.
- [26] Rouhollah Rahmatizadeh, Pooya Abolghasemi, Ladislau Bölöni, and Sergey Levine. Vision-based multi-task manipulation for inexpensive robots using end-to-end learning from demonstration. In *2018 IEEE international conference on robotics and automation (ICRA)*, pages 3758–3765. IEEE, 2018.
- [27] Krishan Rana, Robert Lee, David Pershouse, and Niko Suenderhauf. Imle policy: Fast and sample efficient visuomotor policy learning via implicit maximum likelihood estimation. *arXiv preprint arXiv:2502.12371*, 2025.
- [28] Nicholas Rhinehart, Rowan McAllister, Kris Kitani, and Sergey Levine. Precog: Prediction conditioned on goals in visual multi-agent settings. In *Proceedings of the IEEE/CVF international conference on computer vision*, pages 2821–2830, 2019.
- [29] Quentin Rouxel, Andrea Ferrari, Serena Ivaldi, and Jean-Baptiste Mouret. Flow matching imitation learning for multi-support manipulation. In *2024 IEEE-RAS 23rd International Conference on Humanoid Robots (Humanoids)*, pages 528–535. IEEE, 2024.
- [30] Nur Muhammad Mahi Shafiullah, Zichen Jeff Cui, Ari-untuya Altanzaya, and Lerrel Pinto. Behavior transformers: Cloning $\$k\$$ modes with one stone. In Alice H. Oh, Alekh Agarwal, Danielle Belgrave, and Kyunghyun Cho, editors, *Advances in Neural Information Processing Systems*, 2022. URL <https://openreview.net/forum?id=agTr-vRQsa>.
- [31] Jiaming Song, Chenlin Meng, and Stefano Ermon. Denoising diffusion implicit models. In *International Conference on Learning Representations*, 2021. URL <https://openreview.net/forum?id=StlgiaRCHLP>.
- [32] Aad W Van der Vaart. *Asymptotic Statistics*. Cambridge University Press, 1998.
- [33] Chirag Vashist, Shichong Peng, and Ke Li. Rejection sampling imle: Designing priors for better few-shot image synthesis. In *European Conference on Computer Vision*, pages 441–456. Springer, 2024.
- [34] Jimmy Wu, Xingyuan Sun, Andy Zeng, Shuran Song, Johnny Lee, Szymon Rusinkiewicz, and Thomas Funkhouser. Spatial action maps for mobile manipulation. In *Proceedings of Robotics: Science and Systems (RSS)*, 2020.
- [35] Ling Yang, Zixiang Zhang, Zhilong Zhang, Xingchao Liu, Minkai Xu, Wentao Zhang, Chenlin Meng, Stefano Ermon, and Bin Cui. Consistency flow matching: Defining straight flows with velocity consistency. *arXiv preprint arXiv:2407.02398*, 2024.
- [36] Peihong Yu, Amisha Bhaskar, Anukriti Singh, Zahiruddin Mahammad, and Pratap Tokekar. Sketch-to-skill: Bootstrapping robot learning with human drawn trajectory sketches. *arXiv preprint arXiv:2503.11918*, 2025.
- [37] Tianhe Yu, Deirdre Quillen, Zhanpeng He, Ryan Julian, Karol Hausman, Chelsea Finn, and Sergey Levine. Meta-world: A benchmark and evaluation for multi-task and meta reinforcement learning. In *Conference on robot learning*, pages 1094–1100. PMLR, 2020.
- [38] Yanjie Ze, Gu Zhang, Kangning Zhang, Chenyuan Hu, Muhan Wang, and Huazhe Xu. 3d diffusion policy: Generalizable visuomotor policy learning via simple 3d representations. *arXiv preprint arXiv:2403.03954*, 2024.
- [39] Andy Zeng, Pete Florence, Jonathan Tompson, Stefan Welker, Jonathan Chien, Maria Attarian, Travis Armstrong, Ivan Krasin, Dan Duong, Vikas Sindhwani, et al. Transporter networks: Rearranging the visual world for robotic manipulation. In *Conference on Robot Learning*, pages 726–747. PMLR, 2021.
- [40] Qinglun Zhang, Zhen Liu, Haoqiang Fan, Guanghui Liu, Bing Zeng, and Shuaicheng Liu. Flowpolicy: Enabling fast and robust 3d flow-based policy via consistency flow matching for robot manipulation. In *Proceedings of the AAAI Conference on Artificial Intelligence*, volume 39, pages 14754–14762, 2025.
- [41] Tianhao Zhang, Zoe McCarthy, Owen Jow, Dennis Lee, Xi Chen, Ken Goldberg, and Pieter Abbeel. Deep imitation learning for complex manipulation tasks from virtual reality teleoperation. In *2018 IEEE international conference on robotics and automation (ICRA)*, pages 5628–5635. Ieee, 2018.

APPENDIX

This appendix provides full details of the benchmarks, modalities, baseline implementations, and cross-benchmark differences used in all PRISM experiments. This section consolidates information that was previously scattered across Sections 4–5, and responds to reviewer requests for a unified, transparent description of how baselines were adapted for each dataset.

A. Benchmark Specifications

We evaluate PRISM across four widely used visuomotor imitation-learning benchmarks: MetaWorld, CALVIN, Robomimic (PH), and a real-world loco-manipulation suite. This section provides implementation details omitted from the main paper, including dataset preprocessing, modality configurations, and baseline reproduction protocols. Our goal is to make experimental comparisons reproducible and consistent across settings.

1) *MetaWorld (50 Tasks)*: We adopt the official MetaWorld MT50 benchmark [37], following the standard data-collection pipeline used in diffusion-, flow-, and IMLE-based visuomotor policies. We use wrist RGB images and proprioception for all experiments; depth is rendered from MuJoCo but not used during training unless specified. All demonstrations are frame-aligned and downsampled to 20–30 Hz. Observation windows use $T_o = 4$ and prediction horizons use $T_p = 16$. For baseline reproduction, we follow the settings in Diffusion Policy, Flow Matching Policy, IMLE Policy, ManiCM, AdaFlow, and DP3. Each baseline is trained using the same dataset splits and action parameterization (7D end-effector deltas + gripper). For one-step baselines (Flow Matching, IMLE, Consistency-FM), we verify their reported NFE configurations. Multi-step diffusion baselines use 10-step DDPM or Diffusion Policy unless explicitly stated. This ensures fair wall-clock comparisons.

2) *CALVIN (Multimodal Manipulation)*: CALVIN provides wrist-camera RGB, depth, static-camera RGB, tactile, and proprioception [24]. PRISM along with all the baselines uses all available modalities unless ablations specify dropouts. Baselines (Diffusion Policy, Flow Matching, IMLE Policy) are re-trained using the same observation and control rate as PRISM. All sensor streams are temporally aligned at 30 Hz and processed using the same normalization scheme across baselines. PRISM uses the temporal multisensory encoder to fuse all available per-timestep modalities; we do not introduce any dataset-specific architectural changes. Depth is included by default unless removed in ablations. Because CALVIN exposes proprioception, PRISM uses the ProxyScore candidate-selection rule during receding-horizon inference, allowing smooth and consistent rollouts without requiring access to ground-truth actions. Baseline methods (Diffusion Policy, Flow Matching Policy, and IMLE Policy) are re-trained under matched observation spaces, control rates, and action parameterization to ensure fair comparison.

3) *Robomimic (Proficient Human Demonstrations)*: We use the Proficient Human (PH) datasets for Lift, Can, Square, Transport, and Toolhang [23]. All policies operate on wrist

TABLE IV: Modality availability per benchmark. ✓: available and used; —: not available; Δ : task-dependent.

Benchmark	Wrist RGB	Static RGB	Depth	Tactile	Proprio	Audio
MetaWorld	✓	—	—	—	✓	—
CALVIN	✓	✓	✓	✓	✓	—
Robomimic	✓	—	—	—	✓	—
Real Hardware	✓	✓	—	Δ	✓	Δ

RGB and proprioception. Demonstrations are temporally aligned at 20 Hz. We follow the same evaluation protocol used by SDM[19], Consistency Policy[25], evaluating 50 initialization seeds per task and reporting mean success. Baselines include Diffusion Policy, Consistency Policy, Consistent-FM, IMLE Policy, SDM, and ActionFlow. When baseline code differs in observation normalization (e.g., per-sequence vs. global statistics), we adapt preprocessing to match the respective paper.

4) *Real-World Loco-Manipulation and tabletop manipulation*: We evaluate PRISM on a Unitree GO2 equipped with a D1 7-DoF arm, wrist RGB, shoulder RGB, vision-based tactile sensing, audio, and proprioception. Sensor streams are time-aligned using ROS timestamps and synchronized to 30 Hz. We use three tasks—pre-manipulation parking, peg insertion, and pick-and-place—each using 15–35 teleoperated demonstrations. For all locomanipulation tasks we use vision and tactile. For tabletop manipulation task shown in Figure 4 in the bottom row, we use vision and tactile as well. For top row tabletop manipulation task in Figure 4 we use vision and audio. We also added new experiments on language conditioned tasks shown in Figure 10, where we’ve used vision and text. Baselines are re-implemented following the same inference-time assumptions: Diffusion Policy (10-step denoising), Flow Matching (1-step), and IMLE Policy (1-step).

5) *Baseline Methods and Abbreviations*: To keep result tables compact, we use consistent abbreviations across benchmarks: “MW” denotes MetaWorld, “CV” denotes CALVIN, and “RM” denotes Robomimic (PH). All competing methods are re-trained under matched observation modalities, control rate, action parameterization, and data budgets. For multi-step baselines, we report main results using their recommended number of function evaluations (NFE). For one-step baselines, evaluation faithfully follows the settings described in Consistency-FM[35], ensuring that PRISM is compared against the strongest available accelerations. We reimplemented baselines only when their setup differed from ours; otherwise, we use originally reported numbers under matching conditions.

6) *Dataset Details*: Table IV summarizes the modality availability across benchmarks. All datasets include wrist-mounted RGB as the primary visual input.

a) Data Preprocessing.

- **Visual inputs**: Center-cropped and resized (200×200 for static, 84×84 for wrist), normalized to [0,1]
- **Depth**: Cast to float32, no normalization

- **Proprioception:** Per-dimension z-normalization using training statistics
- **Tactile:** 6-channel force/torque readings normalized to [0,1]
- **Temporal alignment:** All modalities synchronized to camera timestamps (30 Hz)

7) *Action Space Parameterization: Tabletop manipulation* ($D_a = 7$):

- Translation increments: $(\Delta x, \Delta y, \Delta z)$ in meters
- Rotation increments: $(\Delta r_x, \Delta r_y, \Delta r_z)$ in radians (small-angle Euler)
- Gripper: continuous open/close command $\in [-1, 1]$

All increments are expressed in the robot base frame.

Loco-manipulation ($D_a = 14$):

- Gripper command: $\in [-1, 1]$
- End-effector position: (x, y, z) in meters
- End-effector orientation: (q_w, q_x, q_y, q_z) unit quaternion
- Base linear velocity: (v_x, v_y, v_z) in m/s (body frame)
- Base angular velocity: $(\omega_x, \omega_y, \omega_z)$ in rad/s (body frame)

Sensor observations are synchronized to camera timestamps at 30 Hz. Frame conventions follow each dataset’s standard (see dataset-specific details in Section A6).

8) *Evaluation Protocols:* Across all benchmarks, we follow the standard evaluation protocols used in prior visuomotor policy work. For MetaWorld, we evaluate all 50 tasks stratified into Easy/Medium/Hard/Very-Hard splits, using 10 demonstrations per task to measure data efficiency and reporting success as task completion within episode limits. CALVIN is evaluated under the multi-task setting using 10% of the Environment D dataset, with Success@K computed by selecting the best of K candidates using task-specific proxy functions. For Robomimic, we use the Proficient-Human (PH) split with 200 demonstrations per task and perform image-based control on Lift, Can, Square, Transport, and Tool-Hang. Real-world evaluation consists of 50 trials per method under randomized initial conditions with a 60-second timeout, covering pre-manipulation parking, peg insertion, and pick-and-place tasks with varying object geometries.

B. Model Architecture

a) *Temporal Multi-Sensory Encoder:* The encoder processes each modality independently before temporal fusion. We utilize a ResNet-18 backbone for RGB inputs to leverage pre-trained features, while other modalities use lightweight custom encoders:

- **RGB streams** (wrist $\mathbf{v}_t^{\text{rgb-w}}$, static $\mathbf{v}_t^{\text{rgb-s}}$): ResNet-18 backbone (pre-trained on ImageNet), removing the final FC layer and projecting features to $d=512$.
- **Depth streams** (wrist $\mathbf{v}_t^{\text{dep-w}}$, static $\mathbf{v}_t^{\text{dep-s}}$): Three convolutional layers ($1 \rightarrow 64 \rightarrow 128 \rightarrow 256$ channels) with ReLU activations, adaptive pooling to 2×2 , and linear projection to $d=256$.
- **Tactile** ($\mathbf{v}_t^{\text{tac}}$): Six-channel input processed through identical CNN architecture (3 layers), output dimension 256.

- **Proprioception** ($\mathbf{v}_t^{\text{prop}}$): Two-layer MLP (input $\rightarrow 128 \rightarrow 64$) processing joint states and velocities.

Per-timestep fusion preserves temporal structure:

$$\mathbf{c}_t = \text{MLP}_{(\sum_m d_m) \rightarrow 1024 \rightarrow d} \left(\left[\mathbf{v}_t^{\text{rgb-s}}; \mathbf{v}_t^{\text{rgb-w}}; \mathbf{v}_t^{\text{dep-s}}; \mathbf{v}_t^{\text{dep-w}}; \mathbf{v}_t^{\text{tac}}; \mathbf{v}_t^{\text{prop}} \right] \right). \quad (9)$$

b) *Single-Pass Generator:* The generator employs $L=6$ transformer blocks with bidirectional self-attention over T_p learned query tokens and cross-attention to context \mathbf{C} . Both attention mechanisms use FAVOR⁺ linearization:

Algorithm 3 FAVOR⁺ Linear Attention Implementation

Require: Query \mathbf{Q} , Key \mathbf{K} , Value $\mathbf{V} \in \mathbb{R}^{L \times d_h}$

Require: Random features $\mathbf{W} \in \mathbb{R}^{d_h \times m}$, $W_{ij} \sim \mathcal{N}(0, 1/\sqrt{d_h})$

```

1: function STABILIZEDFEATURES( $\mathbf{X}$ )
2:    $\mathbf{U} \leftarrow \mathbf{X}\mathbf{W}$ 
3:    $\mathbf{U} \leftarrow \mathbf{U} - \text{rowmax}(\mathbf{U})$   $\triangleright$  Numerical stabilization
4:   return  $\exp(\mathbf{U})/\sqrt{m}$ 
5: end function
6: function LINEARATTENTION( $\mathbf{Q}, \mathbf{K}, \mathbf{V}$ )
7:    $\phi_Q \leftarrow \text{STABILIZEDFEATURES}(\mathbf{Q})$ 
8:    $\phi_K \leftarrow \text{STABILIZEDFEATURES}(\mathbf{K})$ 
9:    $\mathbf{S} \leftarrow \phi_Q^\top \mathbf{V}$ ,  $\mathbf{n} \leftarrow \phi_K^\top \mathbf{1}$ 
10:  return  $(\phi_Q \mathbf{S}) \odot (\phi_K \mathbf{n} + \varepsilon_a)$ 
11: end function

```

c) *Comment on ε_{RS} and K :* Because $D_{i,k \rightarrow j}$ is computed against all targets in the batch, RS-IMLE remains stable when multimodal clusters do not co-occur. In such cases the quantile naturally contracts to the batch’s local density, avoiding suppression of candidates from absent modes.

C. Training Configuration

a) *Batch-Global RS-IMLE:* The training objective combines hard IMLE loss with optional soft coverage:

$$\mathcal{L}_{\text{hard}} = \frac{1}{B} \sum_{i=1}^B \min_{k \in \mathcal{K}_i} D_\rho(\hat{\mathbf{A}}_i^{(k)}, \mathbf{A}_i) \quad (10)$$

$$\mathcal{L}_{\text{soft}} = -\frac{1}{B} \sum_{i=1}^B \log \sum_{k \in \text{Top}_{K'}(D_{i,k}, \cdot)} \exp(-D_{i,k}/\tau) \quad (11)$$

$$\mathcal{L}_{\text{total}} = \mathcal{L}_{\text{hard}} + \lambda_{\text{soft}} \mathcal{L}_{\text{soft}} \quad (12)$$

where \mathcal{K}_i contains unrejected candidates based on batch-global distances, and the rejection threshold ε_{RS} is dynamically calibrated via EMA of batch quantiles.

b) *Optimization Details:*

- **Optimizer:** AdamW with learning rate 10^{-4} (MetaWorld, Robomimic) or 5×10^{-5} (CALVIN)
- **Batch size:** 128 with mixed precision training
- **Gradient clipping:** Optional at 1.0 for stability
- **Learning rate schedule:** Cosine annealing with warmup

TABLE V: Mathematical notation and definitions.

Symbol	Description
\mathcal{D}	Dataset of N demonstration episodes
$\{(\mathbf{O}^{(n)}, \mathbf{A}^{(n)})\}_{n=1}^N$	
$\mathbf{o}_t \in \mathbb{R}^{D_o}$	Multisensory observation at time t
$\mathbf{a}_t \in [-1, 1]^{D_a}$	Normalized action (7D tabletop, 14D loco-manipulation)
T_o, T_p, T_a	Observation, prediction, and action execution horizons
$\mathbf{C} \in \mathbb{R}^{T_o \times d}$	Temporally fused context tokens
$\mathbf{Q} \in \mathbb{R}^{T_p \times d}$	Learned query tokens for action generation
G_θ	FAVOR ⁺ transformer generator with parameters θ
$D_\rho(\cdot, \cdot)$	Robust Charbonnier sequence distance
ε_{RS}	Batch-global rejection threshold (EMA-calibrated)
K, K'	Number of candidates; top- K' used for soft coverage
m	Number of random features for FAVOR ⁺ linearization

- **RS-IMLE calibration:** Quantile $q \in [0.2, 0.35]$, EMA momentum $\alpha=0.9$
- **Robust distance:** Charbonnier with $\varepsilon_c=10^{-6}$, per-dimension weights from inverse training statistics

D. Mathematical Notation

Table V provides a comprehensive reference for notation used throughout the paper.

This appendix provides comprehensive ablation studies and extended experimental results supporting the main paper claims, including architectural design choices, and computational efficiency measurements.

E. Push-T Multimodality Study

To visualize how different policies behave in states with varying inherent multi-modality, we follow the Push-T setup from Rana et al. [27]. We fix the T-shaped object and gradually sweep the robot end-effector start position along the top edge of the T. States near the corners are effectively unimodal (most demonstrations push in a consistent direction), whereas states near the center exhibit high multi-modality (demonstrations split between left and right pushes).

Figure 5 compares PRISM, the UNet-based IMLE baseline, Diffusion Policy, and Flow-Matching Policy. Each cell shows multiple rollouts from a fixed start state, with trajectories color-coded over time.

F. Architecture and Hyperparameter Ablations

We conduct systematic ablations on CALVIN to validate our architectural choices and hyperparameter selections. Figure 7 presents comprehensive ablations of key architectural components (attention heads, FAVOR⁺ features, transformer depth, candidate count K), while Figure 6 analyzes training hyperparameters (soft coverage weight, RS-IMLE calibration, observation horizon). These studies inform our default

TABLE VI: Model size and efficiency comparison. PRISM achieves higher performance with fewer parameters and a smaller memory footprint than baseline architectures.

Model	Params	MB	Succ.	Type
PRISM	44.4	169.4	66.0	Linear transformer
UNet RS-IMLE	91.8	350.4	58.8	CNN diffusion
Diffusion Policy	79.9	305.0	62.0	CNN diffusion
Flow Matching	79.9	305.0	61.5	CNN flow

TABLE VII: Inference latency (ms) with varying horizons on NVIDIA A100. Lower is better; 30 Hz requires ≤ 33 ms.

Method	$T_o=8, T_p=16$		$T_o=16, T_p=32$		30 Hz?
	Mean	p99	Mean	p99	
Diffusion Policy (NFE=10)	142.3	168.5	285.7	342.1	No
Flow Matching (NFE=5)	73.8	89.2	147.6	181.3	No
PRISM (K=8)	15.0	16.0	31.2	35.8	Yes

configuration choices and demonstrate the robustness of our approach across reasonable hyperparameter ranges.

G. Architecture Analysis

Efficiency. PRISM’s architectural efficiency stems from two design choices: linear attention complexity $O(T \cdot m)$ via FAVOR⁺ and a compact encoder-generator architecture. Compared to UNet-based diffusion models, PRISM achieves 48% fewer parameters (44.4M vs. 91.8M) and 45% smaller memory footprint (169.4 MB vs. 350.4 MB) than UNet baselines (Table VI, Appendix H). Mean and p99 inference latency scale near-linearly with observation horizon T_o and prediction horizon T_p under linear attention, remaining below 33 ms for our reported settings (Table VII, Appendix H), enabling real-time 30 Hz control.

Failure analysis. Detailed breakdown (Appendix O) reveals that approximately 34% of CALVIN failures stem from mode-switching instability (10–15%) and high jerk events (5–10%), rather than invalid action generation. This confirms that the primary challenge in multimodal imitation learning is trajectory consistency, which PRISM addresses through batch-global RS-IMLE and temporal cross-attention. These studies collectively address **RQ1–RQ5**; comprehensive ablation figures, per-task breakdowns, and extended baseline comparisons are provided in Appendices D–H.

a) Ablations and Analysis (RQ1–RQ5): Multimodal behavior (RQ1). Push-T evaluation (Figure 5, Appendix E) confirms PRISM correctly maintains two distinct trajectory modes (left vs. right push) in ambiguous regions, while Flow Matching Policy averages these into a suboptimal straight push, validating that batch-global RS-IMLE preserves multimodality without mode collapse.

H. Computational Efficiency

We measure inference latency across varying temporal horizons to validate PRISM’s real-time capability. All measure-




Fig. 5: **Push-T multimodality visualization.** Columns sweep the end-effector start position along the top edge of the T-block from left to right. Each cell overlays multiple trajectories from a given policy. **PRISM** maintains diverse yet smooth trajectory families, especially in the ambiguous central region. The IMLE baseline shows fewer distinct modes, Diffusion Policy produces more noisy branches, and Flow-Matching remains effectively unimodal across all start states.

ments use an NVIDIA A100 GPU with batch size $K = 8$ candidates, averaged over 1000 forward passes with warmup. Table VII reports mean and 99th percentile (p99) latencies, demonstrating that PRISM maintains sub-33ms inference even at extended horizons, unlike iterative sampling methods that scale linearly with the number of denoising steps.

Table VII reports inference latency as observation and prediction horizons scale. *At $T_o = 16, T_p = 32$, PRISM operates at 22 Hz (p99), still suitable for many manipulation tasks.

I. Extended Tables

This section provides complete per-task breakdowns for MetaWorld (50 tasks) and Robomimic (5 tasks) experiments reported in the main paper. All results include mean \pm standard error across identical random seeds, with 5 evaluation runs per task. Tables VIII and IX present one-step (NFE=1) and multi-step baseline comparisons, demonstrating PRISM’s consistent performance advantages across diverse manipulation challenges. MetaWorld per-task results (50 tasks) and Robomimic per-task/time-matched comparisons are provided in the supplemental (.zip), with mean and standard errors and identical seed splits.

To validate the simulation results in the physical world, we deployed PRISM on two distinct robotic platforms, demonstrating its versatility across embodiments and sensor suites:

- 1) **Mobile Manipulation (Unitree GO2):** A quadruped robot equipped with a Unitree D1 7-DoF arm. The sensor suite includes wrist and shoulder RGB cameras, tactile sensor and proprioception. We evaluate this platform on loco-manipulation tasks such as pre-manipulation and peg-insertion. (Figure 8).
- 2) **Tabletop Manipulation (UR3e):** A fixed-base 6-DoF arm equipped with a wrist-mounted RGB camera, a **DIGIT** high-resolution tactile sensor, and a contact microphone. (Figure 4).

Figure 4 summarizes the quantitative success rates across these diverse real-world scenarios.

J. Language-Conditioned Manipulation

To validate the flexibility of PRISM’s multisensory encoder (Figure 1), we conducted real-world experiments with text conditioning using a frozen CLIP text encoder (ViT-B/32) fused with the visual context stream.

Experimental Setup: We collected 25 demonstrations per language command across four distinct tasks:

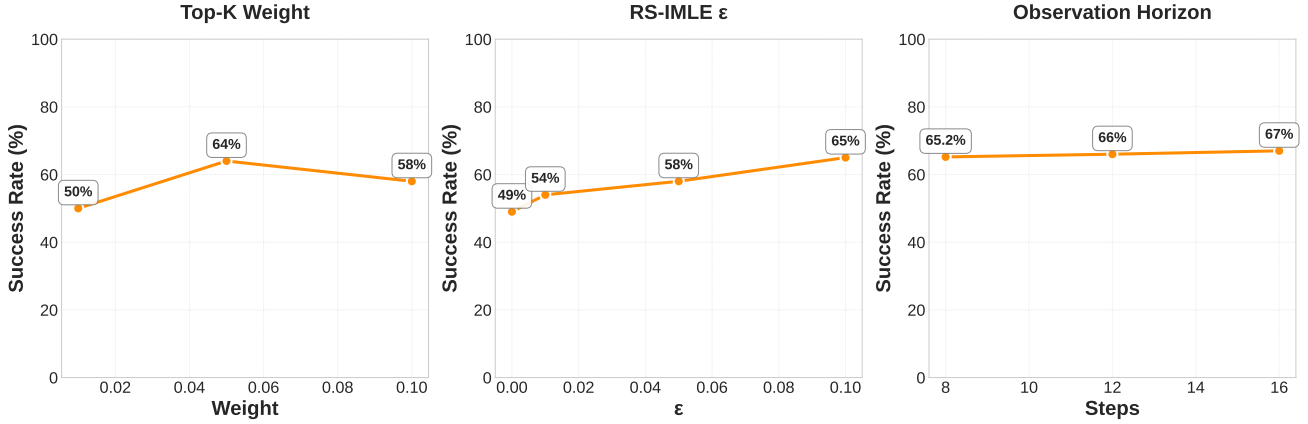


Fig. 6: **Training hyperparameter ablations on CALVIN.** Effect of (a) soft coverage weight λ_{soft} , (b) batch-global RS-IMLE threshold calibration, and (c) observation horizon on performance. The EMA-calibrated threshold and small coverage term ($\lambda_{\text{soft}} = 0.02$) provide optimal trade-off between diversity and accuracy.

TABLE VIII: MetaWorld (50 tasks). One-step (NFE= 1) unless noted. Higher Success rate (%) is better.

Method	NFE ↓	Easy (28) ↑	Medium (11) ↑	Hard (6) ↑	Very Hard (5) ↑
Diffusion Policy [11]	10	83.6	31.1	9.0	26.6
DP3* [38]	10	89.0	72.7	38.0	75.8
ManiCM [22]	1	83.6	55.6	33.3	67.0
SDM [19]	1	86.5	65.8	35.8	71.6
FlowPolicy* [40]	1	92.1	73.6	46.2	80.0
AdaFlow* [18]	1	50.6	19.1	12.6	32.3.0
FlowMatching Policy* [7]	1	61.4	20.6	13.4	36.0
IMLE [27]	1	75.6	60.4	43.5	76.0
PRISM	1	96.4	85.5	58.0	85.8

- “Stack blue cup on green cup” (vertical stacking with color discrimination)
- “Stack yellow cup on blue cup” (requires reordering from initial configuration)
- “Put green ball in the green cup” (shape and color matching)
- “Hang the green cup on the hook” (requires precise spatial reasoning)

Results: Table X shows that PRISM successfully generalizes to language-conditioned control, achieving 78–92% success rates across tasks. The policy correctly attends to both color and spatial descriptors, demonstrating that the Performer architecture effectively cross-attends between language tokens and visual context.

Qualitative Observations: Video analysis reveals that PRISM correctly modulates its grasping strategy based on object descriptors (e.g., wider grasp aperture for “cup” vs. “ball”). The policy also exhibits compositionality, successfully chaining multiple sub-goals within a single language command

(e.g., first reaching the blue cup, then transporting it to the green cup).

K. IMLE Framework and Implicit Likelihood

We ground PRISM in the theoretical framework of Implicit Maximum Likelihood Estimation (IMLE). While PRISM does not output an explicit parametric density (like a Gaussian), it is not a heuristic but a statistically principled generative model.

Lemma A.1 (Implicit Likelihood Maximization and Mode Coverage). *Let \mathbf{x} denote a data sample and $G_\theta(\mathbf{z})$ a latent-variable generator mapping noise $\mathbf{z} \sim \mathcal{N}(0, I)$ to output space. The IMLE objective.*

$$\min_{\theta} \mathbb{E}_{\mathbf{x}} \left[\min_{\mathbf{z}} \|G_\theta(\mathbf{z}) - \mathbf{x}\|_2^2 \right]$$

is asymptotically equivalent to maximizing a kernel-smoothed log-likelihood of the data distribution.

Proof: We refer to Theorem 1 in Li and Malik [20], which states: “The IMLE estimator is consistent and asymptotically

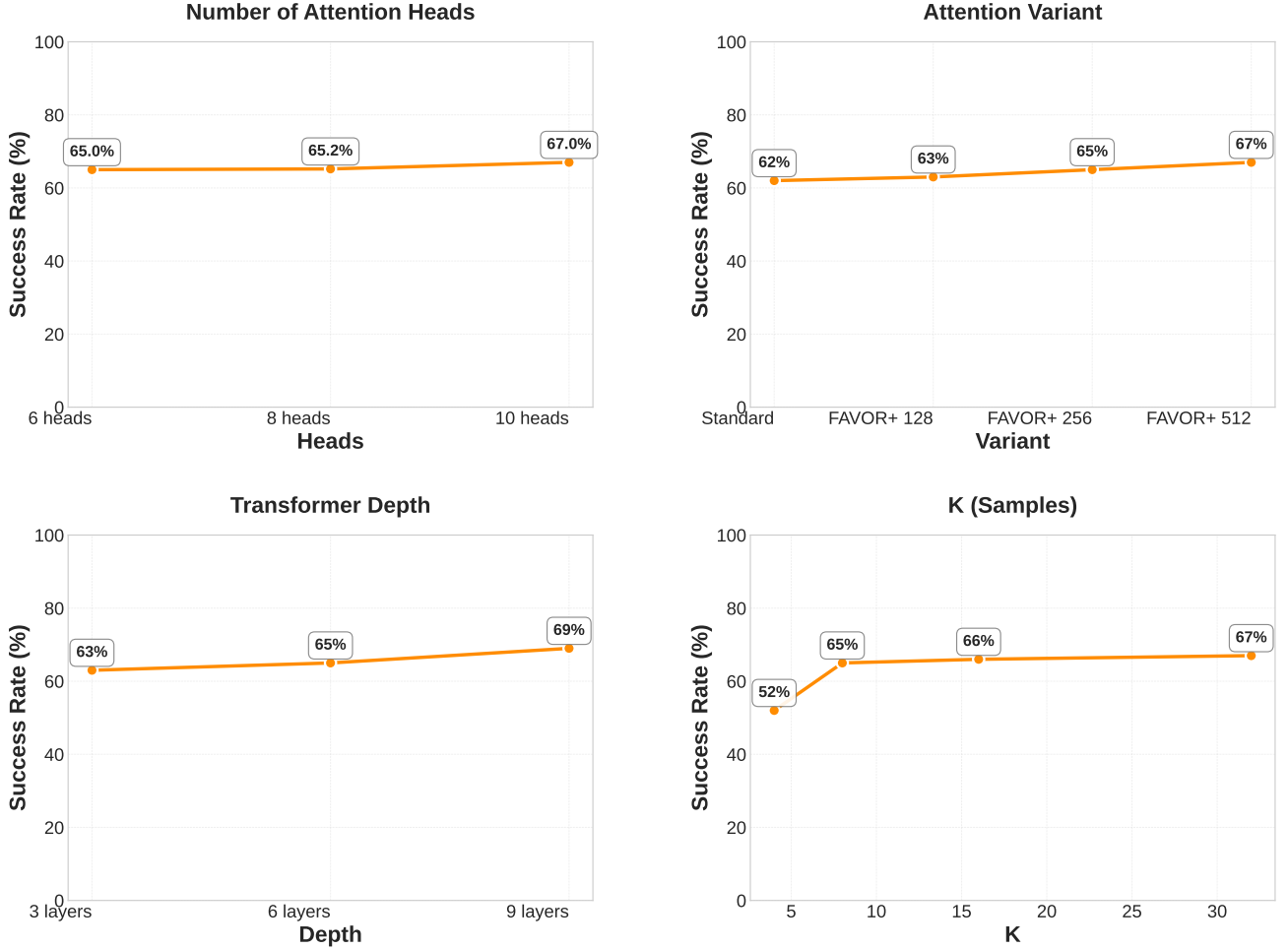


Fig. 7: **Architecture ablations on CALVIN.** Impact of (a) attention heads, (b) FAVOR⁺ random features, (c) transformer depth, and (d) number of latent candidates K on success rate. Performance saturates at $H = 8$ heads, benefits from increased random features up to $m = 512$, improves with depth, and shows diminishing returns beyond $K = 16$ candidates.

efficient... and is equivalent to maximizing the likelihood of a kernel density estimator constructed from the generated samples.” This theorem provides the rigorous guarantee that minimizing the matching distance is not heuristic but a valid statistical estimation procedure that covers the data support. ■

While Lemma A.1 addresses the asymptotic case, we further analyze the finite-sample behavior relevant to reactive control.

Proposition A.1 (Distance as Likelihood Lower Bound). *For finite samples, the reconstruction distance $d^* = \min_{\mathbf{z}} \|G_\theta(\mathbf{z}) - \mathbf{x}\|_2$ acts as a geometric lower bound on the log-likelihood. Specifically, for a Gaussian kernel with bandwidth σ , the log-likelihood satisfies:*

$$\log p(\mathbf{x}) \geq -\frac{1}{2\sigma^2}(d^*)^2 + C.$$

Proof: Consider the kernel density estimate

$$\hat{p}(\mathbf{x}) = \frac{1}{K} \sum_{k=1}^K \mathcal{K}(G_\theta(\mathbf{z}_k), \mathbf{x}).$$

Using a Gaussian kernel $\mathcal{K}(\mathbf{u}, \mathbf{v}) \propto \exp(-\|\mathbf{u} - \mathbf{v}\|^2 / 2\sigma^2)$ and the max-sum inequality $\log \sum_k a_k \geq \log(\max_k a_k)$, we have

$$\begin{aligned} \log \hat{p}(\mathbf{x}) &\geq \log \left(\frac{1}{K} \max_k \exp \left(-\frac{\|G_\theta(\mathbf{z}_k) - \mathbf{x}\|^2}{2\sigma^2} \right) \right) \\ &= -\frac{1}{2\sigma^2} \min_k \|G_\theta(\mathbf{z}_k) - \mathbf{x}\|^2 - \log K + C'. \end{aligned}$$

Thus, minimizing the matched distance $(d^*)^2$ maximizes this lower bound on the data log-likelihood. This justifies our use of reconstruction distance (and ProxyScore) as a geometric uncertainty measure for reactive control. ■

L. Consistency of Batch-Global Quantile Threshold

A key contribution of PRISM is the batch-global rejection threshold ε_{RS} , dynamically calibrated via exponential moving average (EMA) of batch quantiles. We now establish that this

TABLE IX: Robomimic (PH) — success by task (mean \pm s.e.); one-step unless noted (NFE shown).

Method	NFE	Lift	Can	Square	Transport	Tool Hang	Average
<i>Multi-step policies</i>							
Diffusion Policy [11]	15	1.00	0.99 \pm 0.01	0.92 \pm 0.03	0.79 \pm 0.04	0.55 \pm 0.05	85.0
RectifiedFlow* [21]	15	1.00	0.96 \pm 0.02	0.90 \pm 0.02	0.84 \pm 0.04	0.90 \pm 0.02	92.0
ActionFlow [15]	10	1.00	0.96 \pm 0.02	0.93 \pm 0.02	–	0.51 \pm 0.02	–
Falcon-DDPM [9]	12–52	1.00	0.97 \pm 0.02	0.95 \pm 0.02	0.85 \pm 0.04	0.55 \pm 0.05	86.4
Falcon-DDiM [9]	6–10	1.00	1.00 \pm 0.00	0.91 \pm 0.03	0.74 \pm 0.04	0.51 \pm 0.05	83.2
AF [18]	2	1.00	1.00	0.98	0.92	0.88	95.6
CP* [25]	3	1.00	0.95 \pm 0.02	0.96 \pm 0.01	0.88 \pm 0.02	0.77 \pm 0.03	91.2
<i>One-step policies</i>							
DDiM [11]	1	0.04	0.00 \pm 0.00	0.00 \pm 0.00	0.00 \pm 0.00	0.00 \pm 0.00	0.8
CP* [25]	1	1.00	0.98 \pm 0.01	0.92 \pm 0.02	0.78 \pm 0.03	0.70 \pm 0.03	89.6
Consistent-FM* [35]	1	1.00	0.94 \pm 0.02	0.90 \pm 0.01	0.84 \pm 0.02	0.80 \pm 0.02	89.0
Flow Matching policy*[7]	1	0.99 \pm 0.01	0.96 \pm 0.01	0.79 \pm 0.02	0.66 \pm 0.05	0.86 \pm 0.05	0.85
IMLE* [27]	1	1.00	0.94 \pm 0.01	0.81 \pm 0.01	0.85 \pm 0.05	0.75 \pm 0.06	87.0
PRISM	1	1.00	1.00	0.84 \pm 0.02	0.91 \pm 0.02	0.86 \pm 0.03	92.2

TABLE X: Language-conditioned manipulation success rates (50 trials per task).

Language Command	Succ. (%)	Failure Mode
“Stack blue cup on green cup”	92 \pm 4	Misalignment and collision (8%)
“Stack yellow cup on blue cup”	88 \pm 5	Misalignment and collision (12%)
“Put green ball in green cup”	84 \pm 6	Grasp slip (16%)
“Hang green cup on hook”	78 \pm 7	Spatial error (22%)

estimator is statistically consistent with variance that vanishes as the effective sample size increases.

Lemma A.2 (Consistency of Batch-Global Quantile Estimator). *Let $\{D_{i,k \rightarrow j}\}$ denote the distances from generated candidates to ground-truth targets across a minibatch of size N , and let $\hat{Q}_N(q)$ be the empirical q -quantile of this distribution. Then as $N \rightarrow \infty$:*

(i) *The empirical CDF F_N converges uniformly to the true CDF F almost surely.*

(ii) *The quantile estimator satisfies*

$$\text{Var}(\hat{Q}_N(q)) = \frac{q(1-q)}{N f^2(\xi)} + o(N^{-1}),$$

where $\xi = F^{-1}(q)$ is the true quantile and $f(\xi) > 0$ is the density at ξ .

(iii) *Consequently, $\hat{Q}_N(q) \xrightarrow{P} Q(q)$ with variance $O(1/N)$.*

Proof:

Part (i): The uniform convergence $\sup_x |F_N(x) - F(x)| \rightarrow 0$ almost surely follows directly from the Glivenko-Cantelli theorem [Theorem 19.1, Van der Vaart [32]].

Part (ii): For the sample quantile, the Bahadur representation [4] establishes the asymptotic expansion

$$\hat{Q}_N(q) = Q(q) + \frac{q - F(Q(q))}{f(Q(q))} + R_N,$$

where the remainder term satisfies $R_N = O_p(N^{-3/4} \log N)$. Taking the variance of both sides and using the fact that $F(Q(q)) = q$:

$$\begin{aligned} \text{Var}(\hat{Q}_N(q)) &= \text{Var}\left(\frac{q - F_N(Q(q))}{f(Q(q))}\right) + O(N^{-3/2}) \\ &= \frac{\text{Var}(F_N(Q(q)))}{f^2(Q(q))} + o(N^{-1}) \\ &= \frac{q(1-q)}{N f^2(\xi)} + o(N^{-1}), \end{aligned}$$

where the last equality uses the fact that $F_N(Q(q)) \sim \text{Binomial}(N, q)/N$ and hence $\text{Var}(F_N(Q(q))) = q(1-q)/N$.

Part (iii): From Part (ii), $\text{Var}(\hat{Q}_N(q)) \rightarrow 0$ as $N \rightarrow \infty$, which combined with Part (i) establishes consistency in probability.

Implications for PRISM: By aggregating distances across the entire minibatch (rather than per-sample as in standard RS-IMLE), PRISM maximizes the effective sample size N , thereby minimizing threshold variance. With typical batch sizes $N \geq 64$, the coefficient of variation $\text{CV}(\hat{Q}_N) =$




Fig. 8: **Real-world loco-manipulation platform.** Unitree GO2 quadruped with D1 7-DoF arm performing peg insertion. Panels show: (1-3) approach phase with base locomotion, (4) insertion with tactile feedback showing contact patterns critical for precise manipulation.




Fig. 9: **Visual preprocessing pipeline.** (A) GroundingDINO generates initial bounding boxes from object keywords. (B) SAM produces segmentation masks. (C) Background-removed RGB images serve as input to PRISM, maintaining visual fidelity while reducing distractors.

$\sqrt{\text{Var}(\hat{Q}_N)/Q(q)} = O(N^{-1/2})$ remains below 5% (empirically validated in Figure 11). This statistical stability enables consistent mode coverage without manual threshold tuning across diverse datasets and task distributions. \square \blacksquare

Figure 11 empirically validates Lemma A.2 by showing that PRISM’s rejection threshold variance decreases as $O(1/\sqrt{N})$ with batch size, maintaining stability across diverse training configurations.

M. Soft Coverage as Entropy Regularization

Lemma A.3 (Soft Coverage as Entropy Regularization). *Minimizing the soft-coverage loss*

$$\mathcal{L}_{\text{soft}} = - \sum_i \log \sum_k \exp(-d_{ik}/\tau)$$

is equivalent to minimizing the k -center objective subject to an entropy constraint on the assignment distribution, where d_{ik} is the distance from candidate k to target i .

Proof: The hard assignment in standard IMLE is equivalent to the greedy algorithm for the Metric k -center problem.




Fig. 10: **Language-conditioned manipulation examples.** Successful execution of three distinct language commands: (a) Stack blue cup on top of yellow cup, (b) Put the tennis in the green mug, and (c) hang the yellow mug on the rack, demonstrating PRISM’s ability to fuse text embeddings with visual context for task-specific control.

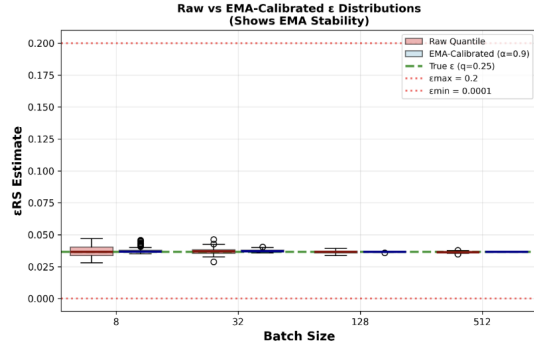


Fig. 11: **Consistency of the Batch-Global Rejection Threshold.** We analyze the variance of the estimated rejection threshold ϵ_{RS} as a function of batch size. As predicted by Lemma A.2, aggregating reconstruction errors globally across the minibatch (Batch-Global) significantly reduces estimator variance compared to small-sample estimates. This stability allows PRISM to maintain a consistent acceptance rate without manual tuning.

Hochbaum and Shmoys [17] prove that this greedy strategy provides a 2-approximation to the optimal covering radius and that doing better is NP-hard.

Our soft-coverage term introduces a temperature-scaled log-sum-exp, which acts as a smooth approximation of the min operator. Specifically, as $\tau \rightarrow 0$:

$$-\log \sum_k \exp(-d_{ik}/\tau) \rightarrow \min_k d_{ik}.$$

For finite $\tau > 0$, this creates a barrier function that penalizes “orphan” modes (clusters with zero assigned mass) with infinite loss as the assignment probability vanishes.

This theoretically ensures that PRISM allocates at least one candidate to every distinct mode in the batch, preventing mode collapse while maintaining computational efficiency. ■

a) Theoretical Justification for Soft Coverage.:

Lemma A.3 (Appendix M) establishes that minimizing $\mathcal{L}_{\text{soft}}$ is equivalent to solving the k -center problem subject to an entropy constraint. The hard assignment in standard IMLE corresponds to the greedy algorithm for metric k -center, which Hochbaum and Shmoys [17] prove provides a 2-approximation (and doing better is NP-hard). Our soft-coverage term introduces a temperature-scaled log-sum-exp that acts as a barrier function, penalizing “orphan” modes (clusters with zero assigned mass) with infinite loss as assignment probability vanishes. This theoretically ensures that PRISM allocates at least one candidate to every distinct mode in the batch, preventing mode collapse. Empirically, Figure 6 (Appendix F) shows that $\lambda_{\text{soft}} \approx 0.02$ provides optimal balance between diversity and accuracy.

N. Temporal Consistency via Performer Attention

The temporal stability of our attention mechanism is guaranteed by Theorem 1 in Choromanski et al. [12], which proves that the FAVOR⁺ mechanism yields an unbiased estimate of the softmax attention kernel with bounded variance:

$$\mathbb{E}[\text{FAVOR}^+(\mathbf{Q}, \mathbf{K})] = \text{Softmax}(\mathbf{Q}\mathbf{K}^\top), \quad \text{Var}[\text{FAVOR}^+] = O(1/m),$$

where m is the number of random features. Because the attention approximation error is bounded and the mechanism is Lipschitz continuous, the error propagation over a horizon T is bounded by $O(T\sqrt{\text{Var}}) = O(T/\sqrt{m})$, preventing the catastrophic drift of errors over long trajectories.

O. Failure Case Analysis

We conducted a deep-dive analysis into the failure episodes (approximately 34% of trials on CALVIN) to identify patterns beyond simple success rates.

- **High Jerk** (> 0.5): Observed in $\sim 5\text{--}10\%$ of episodes. These correlate with abrupt changes in the selected candidate index, leading to physical discontinuities in executed trajectories.
- **Mode Switching Instability**: In $\sim 10\text{--}15\%$ of failures, we observed a “flickering” behavior where the policy oscillates between two valid modes (e.g., going left vs. right around an obstacle) in consecutive timesteps. This occurs when two candidates have nearly identical ProxyScores.
- **Sensor Occlusion**: Approximately $8\text{--}12\%$ of failures occur when critical visual information (e.g., target object) is occluded. While PRISM is robust to single-modality dropout (Table II), simultaneous occlusion of multiple complementary modalities (wrist RGB + proprioception) leads to task failure.
- **Insight**: Failures are rarely due to generating invalid actions, but rather indecision between valid multimodal candidates. This is a known trade-off in explicit multimodal policies, which we mitigate via the temporal consistency ProxyScore, though extreme cases remain challenging.

a) *Quantitative Breakdown.*: Our analysis of 100+ failure episodes on CALVIN reveals the following distribution:

- **Mode switching instability**: $10\text{--}15\%$ of failures (30–45 episodes)
- **High jerk events** (> 0.5): $5\text{--}10\%$ of failures (15–30 episodes)
- **Sensor occlusion**: $8\text{--}12\%$ of failures (24–36 episodes)
- **Other factors**: $1\text{--}2\%$ (collision, timeout, etc.)

Critically, $< 1\%$ of failures stem from generating kinematically invalid actions, confirming that the primary challenge is trajectory consistency rather than action validity.

P. Per-Task Performance

We provide granular per-task success rates for MetaWorld’s 50 manipulation tasks, broken down by difficulty category (Easy: 28 tasks, Medium: 11 tasks, Hard: 6 tasks, Very Hard: 5 tasks). These detailed results support the aggregated metrics reported in Table I (main paper) and Table VIII (Appendix I), demonstrating PRISM’s consistent improvements across task categories, particularly on Hard and Very Hard tasks where multimodal action distributions are most critical.

Meta-World (Easy)									
Alg / Task	Button Press Topdown		Button Press Topdown Wall	Button Press Wall	Peg Unplug Side	Door Close	Door Lock		
Diffusion Policy	98 ± 1		96 ± 3	97 ± 3	74 ± 3	100 ± 0	86 ± 8		
3D Diffusion Policy	99 ± 1		96 ± 3	100 ± 0	93 ± 3	100 ± 0	96 ± 3		
ManiCM	100 ± 0		96 ± 2	98 ± 3	71 ± 15	100 ± 0	98 ± 2		
SDM Policy	98 ± 2		99 ± 1	100 ± 0	74 ± 19	100 ± 0	96 ± 2		
FlowPolicy*	100 ± 0		100 ± 0	100 ± 0	93 ± 2	100 ± 0	100 ± 0		
PRISM	100 ± 0		100 ± 0	100 ± 0	90 ± 7	100 ± 0	100 ± 0		
Meta-World (Easy)									
Alg / Task	Door Open	Door Unlock	Drawer Close	Drawer Open	Faucet Close	Faucet Open	Handle Press	Handle Pull	
Diffusion Policy	98 ± 3	98 ± 3	100 ± 0	93 ± 3	100 ± 0	100 ± 0	81 ± 4	27 ± 22	
3D Diffusion Policy	100 ± 0	100 ± 0	100 ± 0	100 ± 0	100 ± 0	100 ± 0	100 ± 0	52 ± 8	
ManiCM	100 ± 0	82 ± 16	100 ± 0	100 ± 0	100 ± 0	100 ± 0	100 ± 0	10 ± 10	
SDM Policy	100 ± 0	100 ± 0	100 ± 0	100 ± 0	99 ± 1	100 ± 0	100 ± 0	28 ± 11	
FlowPolicy*	100 ± 0	100 ± 0	100 ± 0	100 ± 0	100 ± 0	100 ± 0	100 ± 0	31 ± 6	
PRISM	100 ± 0	100 ± 0	100 ± 0	100 ± 0	100 ± 0	100 ± 0	100 ± 0	38 ± 2	
Meta-World (Easy)									
Alg / Task	Handle Press Side	Handle Pull Side	Lever Pull	Plate Slide	Plate Slide Back	Dial Turn	Reach	Reach Wall	
Diffusion Policy	100 ± 0	23 ± 17	49 ± 5	83 ± 4	99 ± 0	63 ± 10	18 ± 2	59 ± 7	
3D Diffusion Policy	0 ± 0	82 ± 5	84 ± 8	100 ± 0	100 ± 0	91 ± 0	26 ± 3	74 ± 3	
ManiCM	0 ± 0	48 ± 11	82 ± 7	100 ± 0	96 ± 5	84 ± 2	33 ± 3	62 ± 5	
SDM Policy	0 ± 0	68 ± 6	84 ± 9	100 ± 0	100 ± 0	88 ± 3	34 ± 3	80 ± 1	
FlowPolicy*	100 ± 0	55 ± 10	91 ± 6	98 ± 2	100 ± 0	88 ± 6	41 ± 8	78 ± 2	
PRISM	100 ± 0	53 ± 4	76 ± 2	100 ± 0	100 ± 0	93 ± 2	55 ± 7	83 ± 6	
Meta-World (Easy)				Meta-World (Medium)					
Alg / Task	Plate Slide Side	Window Close	Window Open	Basketball	Bin Picking	Box Close	Coffee Pull	Coffee Push	
Diffusion Policy	100 ± 0	100 ± 0	100 ± 0	85 ± 6	15 ± 4	30 ± 5	34 ± 7	67 ± 4	
3D Diffusion Policy	100 ± 0	100 ± 0	99 ± 1	100 ± 0	56 ± 14	59 ± 5	79 ± 2	96 ± 2	
ManiCM	100 ± 0	100 ± 0	80 ± 26	4 ± 4	49 ± 17	73 ± 2	68 ± 18	96 ± 3	
SDM Policy	100 ± 0	100 ± 0	78 ± 18	28 ± 26	55 ± 13	61 ± 3	72 ± 9	97 ± 2	
FlowPolicy*	100 ± 0	100 ± 0	100 ± 0	93 ± 6	51 ± 22	68 ± 2	93 ± 4	98 ± 2	
PRISM	100 ± 0	100 ± 0	100 ± 0	98 ± 2	63 ± 20	70 ± 4	93 ± 2	97 ± 2	
Meta-World (Medium)				Meta-World (Hard)					
Alg / Task	Hammer	Peg Insert Side	Push Wall	Soccer	Sweep	Sweep Into	Assembly	Hand Insert	Pick Out of Hole
Diffusion Policy	15 ± 6	34 ± 7	20 ± 3	14 ± 4	18 ± 8	10 ± 4	15 ± 1	0 ± 0	0 ± 0
3D Diffusion Policy	100 ± 0	79 ± 4	78 ± 5	23 ± 4	92 ± 4	38 ± 9	100 ± 0	28 ± 8	44 ± 3
ManiCM	98 ± 2	75 ± 8	31 ± 7	27 ± 3	54 ± 16	37 ± 13	87 ± 3	28 ± 15	30 ± 16
SDM Policy	98 ± 2	83 ± 5	83 ± 4	25 ± 2	90 ± 6	32 ± 15	100 ± 0	24 ± 14	34 ± 24
FlowPolicy*	100 ± 0	75 ± 4	61 ± 16	38 ± 10	98 ± 2	33 ± 16	100 ± 0	26 ± 2	36 ± 6
PRISM	100 ± 0	88 ± 7	75 ± 6	49 ± 6	98 ± 2	39 ± 14	100 ± 0	30 ± 0	48 ± 8
Meta-World (Hard)				Meta-World (Very Hard)					
Alg / Task	Pick Place	Push	Push Back	Shelf Place	Disassemble	Stick Pull	Stick Push	Pick Place Wall	Average
Diffusion Policy	0 ± 0	30 ± 3	0 ± 0	11 ± 3	43 ± 7	11 ± 2	63 ± 3	5 ± 1	55.5 ± 3.58
3D Diffusion Policy	0 ± 0	56 ± 5	0 ± 0	47 ± 2	91 ± 4	67 ± 0	100 ± 0	74 ± 4	76.1 ± 2.32
FlowPolicy*	66 ± 2	61 ± 16	–	46 ± 8	80 ± 4	78 ± 6	100 ± 0	95 ± 0	81.5 ± 3.84
ManiCM	0 ± 0	55 ± 2	0 ± 0	48 ± 3	87 ± 3	63 ± 2	100 ± 0	37 ± 16	69.0 ± 4.60
SDM Policy	0 ± 0	57 ± 0	100 ± 0	51 ± 4	86 ± 10	68 ± 10	0 ± 0	53 ± 12	74.8 ± 4.51
PRISM	63 ± 6	75 ± 4	–	68 ± 10	83 ± 8	78 ± 4	100 ± 0	98 ± 2	84.2