

# Flexible laboratory setup for DAC experimentation

Alfredo Pérez Vega-Leal, Manuel G. Satué

February 3, 2026

## Abstract

Analog multiplexing appears to be a promising solution for modern transmitters, where speed is the primary limitation. The objective is the development of a low-cost solution to compare different digital to analog (DAC) schemes. In particular, analog multiplexing techniques, high-speed single-DAC, Sigma-delta modulation, Dynamic element matching are considered. The work presents a review of these techniques and shows a prototype of a time interleaved sigma delta modulation based DAC based on a commercially available Field Programmable Gate Array system.

## 1 Introduction

Digital to analog conversion is a process of transforming a digital signal into its corresponding analog signal. Digital signals having discrete amplitudes at discrete time instants are converted into a continuous signal both in case of amplitude and time in this process.

Digital to analog converters are widely used in countless applications at present. Almost all electronic devices are equipped with DACs. Due to its widespread use in almost all applications, there have been many researches to optimize the architecture of DAC for different applications [1].

Sigma-delta modulators (SDM) are known for their capability for encoding an analog or a multibit digital input signal into a two- or multilevel signal while preserving a high signal-to-noise ratio (SNR) [2]. While the use of a two-level quantizer improves linearity of a DAC, it also adds a significant level of quantization noise. The oversampling ratio (OSR) plays here an important role on SNR limitation [3, 4, 5].

Many proposals exist in the literature to cope with various factors affecting SDM-based DACs. This preprint reviews some of these factors as a background for the development of an unexpensive complete SDM-based DAC that can be used for experimentation.

## 2 DAC Fundamentals and Limitations

Currently, DACs are ubiquitous components utilized in a vast array of applications, with nearly all modern electronic devices incorporating them. Given this widespread adoption, extensive research has been conducted to optimize DAC architectures for specific operational requirements [6].

The precision of a DAC is fundamentally constrained by static errors in the output current or voltage levels, a phenomenon known as element mismatch. These errors establish a ceiling for the achievable accuracy and resolution in high-precision applications, as they manifest as harmonic distortion, gain errors, and offset errors [7].

To counteract these non-idealities, various linearization methods are employed. These techniques can be summarized as physical level calibration, dynamic element matching (DEM), noise-shaping combined with digital calibration, and the application of large periodic high-frequency dithering or large stochastic high-pass noise dithering.

Noise and distortion in DACs arise from several sources: repeated spectra, quantization, element mismatch, thermal noise, and semiconductor noise. Specifically, element mismatch forces the DAC output levels to deviate from their ideal values; this results in a static error defined as Integral Non-Linearity (INL), which serves as a primary source of harmonic and intermodulation distortion [8].

In the domain of power electronics, discontinuous synchronized PWM strategies are extensively employed to ensure continuous phase voltage synchronization in voltage source inverters, a critical requirement for the efficient operation of electric drives [9, 10].

Furthermore, PWM is a fundamental technique for encoding analog signals into binary streams. While traditional implementations often suffer from harmonic distortion [11], advanced three-level PWM schemes have been demonstrated to significantly mitigate these distortion artifacts. This improvement enhances signal fidelity,

making the architecture suitable for a broad spectrum of signal processing applications.

### 3 Sigma-Delta Architectures

Sigma-Delta Modulators (SDM) have become the architecture of choice for implementing high-resolution Digital-to-Analog Converters (DACs) due to their inherent linearity and robust analog implementation [12].

By employing oversampling and noise-shaping techniques, these converters effectively suppress quantization noise within the signal band, making them highly attractive for modern communication standards in both transmitter and receiver designs [13, 14].

A fundamental trade-off exists: moderate oversampling ratios (OSR) limit the achievable dynamic range [15, 16], whereas high OSRs necessary for high resolution significantly restrict the available signal bandwidth [17, 2, 18].

To address these bandwidth limitations without compromising resolution, Multi-rate and Time-Interleaved (TI) architectures have been developed [19, 20]. In multi-rate structures, the traditional multibit quantizer in the forward path can be replaced by a single-bit quantizer operating at a higher frequency [21, 22]. This is achieved by increasing the oversampling ratio of the loop's final integrators [23, 19]. Further architectural improvements in Time-Interleaved SDMs include replacing high-rate integrators with parallel low-rate units [24]. This approach not only simplifies the design but also avoids the complications of delayed cross-paths [25, 26, 27].

Additionally, hardware complexity can be reduced by minimizing the number of comparator units through the use of a quantizer tracking loop clocked at a high frequency [28, 29, 30]. Beyond standard linear conversion, specific challenges arise when implementing quantizers based on Voltage-Controlled Oscillators (VCOs), which exhibit nonlinear voltage-frequency characteristics [31, 32]. To mitigate this, linearity enhancement techniques have been proposed where the signal is coarsely estimated from the VCO output and subtracted from the input [33]. This ensures the VCO operates solely on a small-signal component, thereby maintaining linearity [28, 34, 35].

Finally, in the realm of Field Programmable Gate Arrays (FPGAs) and analog integrated circuits, data converters are essential for bridging the digital and analog domains [36, 37, 38]. Analog IC technology continues to provide reliable, flexible

solutions for complex systems [39, 40, 41].

The implementation of oversampling DACs predominantly relies on Sigma-Delta Modulators (SDM) [42]. Distinct from Nyquist-rate architectures, SDMs offer superior linearity and resolution; however, the incorporation of non-linear internal quantizers complicates stability analysis [43]. This is relevant in regards to the determination of the stable input amplitude range. This range typically contracts as the modulator order increases, a constraint that has prompted the development of numerous stabilization techniques for high-order topologies.

To transcend the bandwidth limitations inherent to standard SDMs, advanced architectures such as Multirate and Time-Interleaving (TI) have been proposed [44, 45]. Multirate strategies allow for the substitution of multibit quantizers with highspeed single-bit counterparts by manipulating the oversampling ratio of the final integration stages [46].

Parallelization through Time-Interleaving further enhances throughput by distributing the processing load [47]. Notable implementations in this domain include the use of parallel low-rate integrators to mitigate cross-path delays, and the optimization of hardware resources by reducing comparator counts via fast-tracking quantization loops [48, 49]. More recent innovations have introduced analog-domain multiplexing to bolster robustness against path mismatches [50].

The versatility of Sigma-Delta modulation principles extends beyond traditional digital-to-analog conversion, finding critical applications in specialized analog processing tasks. In the design of Phase-Locked Loops (PLLs), for instance, noise-shaping techniques have been successfully adapted to perform frequency-to-digital conversion [51]. By sampling the Voltage Controlled Oscillator (VCO) output prior to feedback, the sampling error can be shaped via a third-order transfer function, analogous to the quantization error shaping in SDMs [52].

## 4 Dynamic Element Matching

Despite the advantages of oversampling, multi-bit Sigma-Delta data converters face significant performance limitations due to static component mismatches. To address this, Dynamic Element Matching (DEM) has emerged as a standard solution.

DEM based DACs have been used in oversampling delta-sigma data converters, pipelined ADCs, and highresolution Nyquist-rate DACs [53]. They have been proven

to eliminate the negative effects of component mismatches. Without DEM, those mismatches cause nonlinear distortion. The DEM scrambles the pattern of use of the components, as a result, the error appears as pseudorandom noise, uncorrelated with the input sequence.

The efficacy of DEM relies on hardware redundancy. By employing multiple unit elements, the system can generate a specific output level using various combinations of these elements. DEM algorithms leverage this redundancy to randomize or cyclically select the elements used for each sample. This process modulates the static mismatch error, transforming it into wideband noise that is uncorrelated with the signal and can be subsequently filtered out, thereby preserving the linearity of the DAC [54].

In this context, the primary objective of this work is to present the development of a cost-effective, comprehensive SDM-based DAC platform. This system is specifically engineered to facilitate the experimental validation and comparative analysis of diverse Dynamic Element Matching strategies [55]. In particular, the data weighted averaging (DWA) method where the average number of times any DAC is used is equal to the rest. In this way the errors produced by the element mismatch can be spectrally shaped by a first-order high-pass transfer function [56, 57].

## 5 Background material

### 5.1 Sigma delta modulator

In Z domain, the output of an ADC can be expressed as

$$Y(z) = X(z)H_x(z) + E(z)H_e(z)$$

where  $H_x$  represents the transfer function of the signal and  $H_e$  represents the transfer function of the noise. In many applications,  $H_x$  is the unity transfer function, whereas  $H_e$  can shape the frequency distribution of the noise to attain a higher output resolution. This is a characteristic of most SDM, where noise shaping attenuates the noise level in the signal band.

A first order SDM DAC uses an analog SDM followed by a digital decimator [12]. From the signal  $x[n]$ , another signal is obtained by subtracting an analog representation  $y_a[n]$  of the quantized output  $y[n]$ , the difference is then filtered using

$$z^{-1}/(1 - z^{-1}).$$

For an ideal DAC, the transfer function is unity. Then the output of the modulator is

$$Y(z) = X(z)z^{-1} + E(z)(1 - z^{-1})$$

here,  $H_e(z) = 1 - z^{-1}$  contains a zero in  $z = 1$  causing infinite attenuation at DC, then large attenuation for lower frequencies and amplification at higher frequencies. The in-band noise power can be found as

$$\sigma_{ey}^2 = \sigma_e^2 \frac{\pi^2}{3} \frac{8f_b^3}{f_s^3}$$

## 5.2 Dynamic matching element

The DEM methods are digital techniques that reduce analog mismatch errors without requiring any a priori knowledge of the component variations.

In a DAC, the discrete-time input sequence  $x(n)$  has produce an analog signal  $v(t)$ .

A three-level DAC can issue output values  $-\Delta$ , 0 and  $+\Delta$ . In practice, the sampled output is subject to additive noise resulting from mismatches among circuit elements that should be identical. The DAC can then be viewed as a transforming block introducing a constant gain, a constant offset, and an additive error term  $eDAC(n)$ . The error term depends nonlinearly on  $x(n)$ .

The gain and offset pose little problems, however, the nonlinear term is difficult to handle. The DEM approach is based on converting  $eDAC(n)$  into pseudorandom noise uncorrelated with the input sequence.

## 6 Laboratory benchmark

A prototype of a TI SDM-based DAC has been implemented using low-cost easily available and flexible elements. The architecture for the proposed experimental setup is shown in Figure 1.

In the prototype, digital logic operations are realized using programs that run on a Diligent BASYS-3 prototyping board. This element is a digital circuit development platform based on a 7 field FPGA AMD Artix <sup>®</sup>XC7A35T-ICPG236C. It features

low cost and a diverse connectivity for various applications. Its master clock runs at  $f_{ck} = 100$  MHz.

The needed sinusoidal signals are generated by the FPGA using a resonant circuit. Different clock frequencies  $f_H$  can be obtained dividing the frequency of the master clock of the prototyping board;  $f_H = f_{ck}/N$ .

The outputs of the TI SDM,  $y_k(m)$ , are the components that result from the polyphase decomposition of  $y(n)$ .

$$y_k(m) = y(mM + k), k = 0, 1, \dots, M - 1$$

Discrete-time frequency for  $y(n)$  is  $f_H$ , whereas for signals  $y_k(m)$  the sampling frequency is  $fL$ .

The inputs to the  $M$  DACs can either originate from the  $y_k(m)$  outputs of a TI SDM or from the high-speed signal,  $y(n)$ , at the multiplexer output.


An FPGA output buffer has been used as the DAC in each path. The outputs of the DAC are added using a multiple-input single-output LPF. In turn, the output of the LPF can be monitored using a digital oscilloscope.

The oscilloscope is a high-resolution Picoscope 4262. The main technical characteristics are: resolution 16 bits, maximum sampling frequency 10 Msps and a bandwidth of 5 MHz.


Initial tests have shown the versatility of the prototype to compare different techniques for research purposes.

## References


- [1] David Kuochieh Su. *Oversampling digital-to-analog conversion*. Stanford University, 1994.
- [2] MÜcahit Kozak and İzzet Kale. *Oversampled delta-sigma modulators: Analysis, applications and novel topologies*. Springer, 2003.
- [3] F Colodro, JM Martinez-Heredia, JL Mora, and A Torralba. Open loop sigma-delta modulators for digital-to-analog converters with high speed improving using time interleaving. *AEU-International Journal of Electronics and Communications*, 125:153394, 2020.



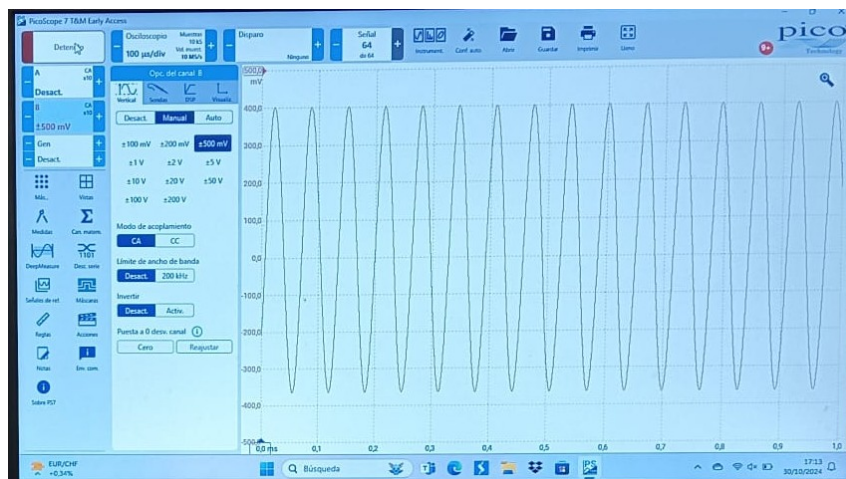
FPGA



Oscilloscope



Overview



Oscilloscope output

Figure 1: Elements of the experimental setup.



- [4] Amir Babaie-Fishani and Pieter Rombouts. A mostly digital vco-based  $\sigma\delta$  with third-order noise shaping. *IEEE Journal of Solid-State Circuits*, 52(8):2141–2153, 2017.
- [5] Chi-Hang Chan, Yan Zhu, Liang Qi, Sai Weng Sin, Maurits Ortmanns, and Rui P Martins. High-performance oversampling adcs. In *Analog and Mixed-Signal Circuits in Nanoscale CMOS*, pages 181–218. Springer, 2023.
- [6] Martin Clara. *High-performance D/A-converters: Application to digital transceivers*, volume 36. Springer Science & Business Media, 2012.
- [7] Brian Black. Analog-to-digital converter architectures and choices for system design. *Analog Dialogue*, 33(8):1–4, 1999.
- [8] Steven F Barrett. Analog to digital conversion (adc). In *Arduino Microcontroller Processing for Everyone! Part II*, pages 97–136. Springer, 2022.
- [9] Valentin Oleschuk, R Gregor, and Federico Barrero. Multiphase multi-inverter drive with discontinuous synchronized modulation. In *2012 15th International Power Electronics and Motion Control Conference (EPE/PEMC)*, pages DS2a–8. IEEE, 2012.
- [10] Tianqing Shui. Current harmonic optimization of two-level synchronous symmetric svpwm at low switching frequency. In *2020 Asia Energy and Electrical Engineering Symposium (AEEES)*, pages 487–491. IEEE, 2020.
- [11] Manuel R Arahall, Federico Barrero, Manuel G Ortega, and Cristina Martin. Harmonic analysis of direct digital control of voltage inverters. *Mathematics and Computers in Simulation*, 130:155–166, 2016.
- [12] Pervez M Aziz, Henrik V Sorensen, and J Vn der Spiegel. An overview of sigma-delta converters. *IEEE signal processing magazine*, 13(1):61–84, 1996.
- [13] Walt Kester. Oversampling interpolating dacs. *MT-017, tutorial documents, Analog Devices, Inc. available at <http://www.analog.com/static/imported-files/tutorials/MT-017.pdf>*, 2009.
- [14] Bupesh Pandita and Kenneth W Martin. Oversampling a/d converters with reduced sensitivity to dac nonlinearities. *IEEE Transactions on Circuits and Systems II: Express Briefs*, 56(11):840–844, 2009.

- [15] Simone Orcioni, Rocco d'Aparo, Armando Lobascio, and Massimo Conti. Dynamic osr dithered sigma-delta modulation in solid state light dimming. *International Journal of Circuit Theory and Applications*, 41(4):387–395, 2013.
- [16] R-G Chang, C-Y Chen, J-H Hong, and S-Y Lee. Wide dynamic-range sigma-delta modulator with adaptive feed-forward coefficients. *IET circuits, devices & systems*, 4(2):99–112, 2010.
- [17] F Colodro and A Torralba. Spectral analysis of pulsewidth-modulated sampled signals. *IEEE Transactions on Circuits and Systems II: Express Briefs*, 57(8):622–626, 2010.
- [18] James C Candy and GC Temes. Oversampling methods for a/d and d/a conversion. *Oversampling delta-sigma data converters*, pages 1–25, 1992.
- [19] Dongyang Jiang, Sai-Weng Sin, Seng-Pan U, Rui Paulo Martins, and Franco Maloberti. Reconfigurable mismatch-free time-interleaved bandpass sigma-delta modulator for wireless communications. *Electronics Letters*, 53(7):506–508, 2017.
- [20] Nasser Erfani Majd and Rezvan Fani. Low-clock-speed time-interleaved architecture for a polar delta-sigma modulator transmitter. *ETRI Journal*, 45(1):150–162, 2023.
- [21] James A Cherry and W Martin Snelgrove. *Continuous-time delta-sigma modulators for high-speed A/D conversion: theory, practice and fundamental performance limits*. Springer, 2002.
- [22] Haejun Noh, Woojin Kim, Yongkwon Kim, Seok-Tae Koh, and Hyuntak Jeon. A low-power, wide-dr ppg readout ic with vco-based quantizer embedded in photodiode driver circuits. *Electronics*, 14(19):3834, 2025.
- [23] F. Colodro and A. Torralba. Multirate single-bit sigma delta modulators. *IEEE Transactions on Circuits and Systems II: Analog and Digital Signal Processing*, 49(9):629–634, 2003.
- [24] Viet Nguyen, Filippo Schembari, and Robert Bogdan Staszewski. Exploring speed maximization of frequency-to-digital conversion for ultra-low-voltage vco-

- based adcs. *IEEE Transactions on Circuits and Systems I: Regular Papers*, 70(3):1043–1056, 2022.
- [25] Wenxin Yu, Lenian He, and Jianxiong Xi. A high accuracy input stage of current sensing isolated amplifier. *Microelectronics Journal*, page 106932, 2025.
- [26] A. Petraglia, Fernando A. Pinto Barúqui, and Jacqueline S Pereira. Switched-capacitor decimation filter design using time-multiplexing and polyphase decomposition of transfer functions with low denominator orders. *Microelectronics journal*, 40(12):1673–1680, 2009.
- [27] F Colodro, A. Torralba, and M Laguna. Time-interleaved multirate sigma-delta modulators. In *2005 IEEE International Symposium on Circuits and Systems*, pages 5581–5584. IEEE, 2005.
- [28] Moo-Yeol Choi and Bai-Sun Kong. Linearity enhancement of vco-based continuous-time delta-sigma adcs using digital feedback residue quantization. *Electronics*, 10(22):2773, 2021.
- [29] Jingchao Lan, Danfeng Zhai, Yongzhen Chen, Zhekan Ni, Xingchen Shen, Fan Ye, and Junyan Ren. A 2.5-gs/s four-way-interleaved ringamp-based pipelined-sar adc with digital background calibration in 28-nm cmos. *Electronics*, 10(24):3173, 2021.
- [30] F. Colodro and A. Torralba. Continuous-time sigma-delta modulator with a fast tracking quantizer and reduced number of comparators. *IEEE Transactions on Circuits and Systems I: Regular Papers*, 57(9):2413–2425, 2010.
- [31] Hadi Dehbovid, Habib Adarang, and Mohammad Bagher Tavakoli. Nonlinear analysis of vco jitter generation using volterra series. *COMPEL-The international journal for computation and mathematics in electrical and electronic engineering*, 37(2):755–771, 2018.
- [32] Le-rui Chen, Umer Sadiq Khan, Muhammad Kashif Khattak, Sheng-jun Wen, Hai-quan Wang, and He-yu Hu. An effective approach based on nonlinear spectrum and improved convolution neural network for analog circuit fault diagnosis. *Review of Scientific Instruments*, 94(5), 2023.

- [33] Jonas Borgmans and Pieter Rombouts. Enhanced circuit for linear ring vco-adcs. *Electronics Letters*, 55(10):583–585, 2019.
- [34] Changsok Han. *CMOS Scaling Friendly Quantizers in Continuous-Time Delta-Sigma Modulators*. University of Florida, 2019.
- [35] F. Colodro and A. Torralba. Linearity enhancement of VCO-based quantizers for SD modulators by means of a tracking loop. *IEEE Transactions on Circuits and Systems II: Express Briefs*, 61(6):383–387, 2014.
- [36] PA Uchagaonkar, SA Shinde, VV Patil, and RK Kamat. Fpga based sigma-delta analogue to digital converter design. *International Journal of Electronics and Computer Science Engineering*, 1(2):508–513, 2012.
- [37] Maral Faghani, Maryam Isa, Mohd Nizar Hamidon, and Amin Mazaheri. A comparison between two different fpga-based topologies of first order sigma-delta modulator. In *2015 IEEE International Circuits and Systems Symposium (ICSS)*, pages 120–124. IEEE, 2015.
- [38] Dejan Todorović, Iva Salom, Vladimir Čelebić, and Jurij Prezelj. Implementation and application of fpga platform with digital mems microphone array. In *Proceedings of the Proceedings of 4th International Conference on Electrical, Electronics and Computing Engineering*, pages 5–8, 2017.
- [39] Rafał Kielbik, Krzysztof Hałagan, Witold Zatorski, Jarosław Jung, Jacek Ulański, Andrzej Napieralski, Kamil Rudnicki, Piotr Amrozik, Grzegorz Jabłoński, Dominik Stożek, et al. Aruz—large-scale, massively parallel fpga-based analyzer of real complex systems. *Computer Physics Communications*, 232:22–34, 2018.
- [40] Eric Monmasson, Mickaël Hilaiet, Giovanni Spagnuolo, and Marcian N Cirstea. System-on-chip fpga devices for complex electrical energy systems control. *IEEE Industrial Electronics Magazine*, 16(2):53–64, 2021.
- [41] F Colodro and A Torralba. Cellular neuro-fuzzy networks (CNFNs), a new class of cellular networks. In *Proceedings of IEEE 5th International Fuzzy Systems*, volume 1, pages 517–521. IEEE, 1996.

- [42] Yves Geerts, Michiel Steyaert, and Willy Sansen. *Design of multi-bit delta-sigma A/D converters*. Springer, 2002.
- [43] MR Arahall, MJ Duran, F Barrero, and SL Toral. Stability analysis of five-phase induction motor drives with variable third harmonic injection. *Electric power systems research*, 80(12):1459–1468, 2010.
- [44] Trevor C Caldwell. *Time-interleaved continuous-time delta-sigma modulators*. 2004.
- [45] Jafar Talebzadeh and Izzet Kale. A novel two-channel continuous-time time-interleaved 3rd-order sigma-delta modulator with integrator-sharing topology. *Analog Integrated Circuits and Signal Processing*, 95(3):375–385, 2018.
- [46] Christian Schmidt. *Interleaving concepts for digital-to-analog converters*. Springer, 2020.
- [47] Siwan Dong, Sihao Ning, Menghan Yuan, Peng Wang, and Wenju Yang. A low-power sigma-delta modulator based on high-order op-amp sharing technique for speech communication. *AEU-International Journal of Electronics and Communications*, 176:155116, 2024.
- [48] F. Colodro, J.M. Martínez-Heredia, J.L. Mora, J. Ramirez-Angulo, and A. Torralba. Time-interleaving sigma-delta modulator-based digital-to-analog converter with time multiplexing in the analog domain. *IEEE Transactions on Circuits and Systems II: Express Briefs*, 70(2):441–445, 2022.
- [49] Mahmoud Ghoneim, Omar Ismail, John G Kauffman, and Maurits Ortmanns. A design study of power-efficient opamp topologies for discrete-time delta sigma modulators. In *2025 IEEE International Symposium on Circuits and Systems (ISCAS)*, pages 1–5. IEEE, 2025.
- [50] Shengjian Liu, Liansheng Liu, and Yu Peng. Specialized amplitude frequency error digital pre-equalizer for frequency interleaved dac. *Measurement*, page 118914, 2025.
- [51] Jian Zhao, Yong Ping Xu, and Yan Su. An mem silicon oscillating accelerometer employing a pll and a noise shaping frequency-to-digital converter. In *MEMS*

*Silicon Oscillating Accelerometers and Readout Circuits*, pages 93–131. River Publishers, 2022.

- [52] F Colodro and A Torralba. Frequency-to-digital conversion based on sampled phase-locked loop with third-order noise shaping. *Electronics letters*, 47(19):1069–1070, 2011.
- [53] Kok Lim Chan, Jianyu Zhu, and Ian Galton. Dynamic element matching to prevent nonlinear distortion from pulse-shape mismatches in high-resolution dacs. *IEEE Journal of Solid-State Circuits*, 43(9):2067–2078, 2008.
- [54] Anas A Hamoui and Kenneth W Martin. High-order multibit modulators and pseudo data-weighted-averaging in low-oversampling delta sigma adcs for broad-band applications. *IEEE Transactions on Circuits and Systems I: Regular Papers*, 51(1):72–85, 2004.
- [55] F Colodro, A Torralba, J.L. Mora, and J.M. Martinez-Heredia. An analog squaring technique based on asynchronous sigma-delta modulation. *IEEE Transactions on Circuits and Systems II: Express Briefs*, 56(8):629–633, 2009.
- [56] Rex T Baird and Terri S Fiez. Improved delta sigma dac linearity using data weighted averaging. In *Proceedings of ISCAS’95-International Symposium on Circuits and Systems*, volume 1, pages 13–16. IEEE, 1995.
- [57] Zhijie Chen, Hongyou Li, Mengqian Jiang, Sha Zhu, and Peiyuan Wan. A dynamic-range self-compensation technique in a noise shaping sar adc utilizing mismatch error shaping. *Electronics Letters*, 58(10):388–389, 2022.