

Agent-Based Software Artifact Evaluation

ZHAONAN WU, Huazhong University of Science and Technology, China

YANJIE ZHAO*, Huazhong University of Science and Technology, China

ZHENPENG CHEN, Tsinghua University, China

ZHENG WANG, Independent Researcher, China

HAOYU WANG, Huazhong University of Science and Technology, China

Artifact evaluation has been adopted in the Software Engineering (SE) research community for 15 years, substantially improving research reproducibility across major SE conferences. However, this success has introduced a growing scalability challenge, as artifact evaluation relies heavily on reviewers' manual execution and debugging, leading to escalating human effort amid rapidly increasing paper submissions. To address this problem, we investigate automated artifact evaluation. We first conduct a preliminary study on artifacts from top-tier SE conferences and identify three key challenges: perceiving execution states, maintaining stable execution environments, and recovering from execution errors. Inspired by these findings, we propose ARTIFACTCOPILOT, the first end-to-end agent-based framework for automated artifact evaluation. ARTIFACTCOPILOT automates environment construction, instruction execution, and error recovery by combining an execution normalization strategy to ensure environment stability with an artifact evaluation graph that transforms README documents into dependency-aware command graphs, enabling structured execution planning, execution-state tracking, and error recovery. Evaluation on 48 real-world artifacts shows that ARTIFACTCOPILOT matches human artifact evaluation outcomes for 85.42% of the artifacts, outperforming Claude Code by 52.09 percentage points, while costing only \$0.091 per artifact on average and requiring zero human intervention for 45 out of 48 artifacts.

CCS Concepts: • **Software and its engineering** → **Software engineering process**; *Software validation*.

Additional Key Words and Phrases: artifact evaluation, large language models, software engineering

ACM Reference Format:

Zhaonan Wu, Yanjie Zhao, Zhenpeng Chen, Zheng Wang, and Haoyu Wang. 2018. Agent-Based Software Artifact Evaluation. In *Proceedings of Make sure to enter the correct conference title from your rights confirmation email (Conference acronym 'XX)*. ACM, New York, NY, USA, 20 pages. <https://doi.org/XXXXXXX.XXXXXXX>

1 Introduction

Artifact evaluation has become a cornerstone of software engineering research, with the ACM establishing formal mechanisms to verify functional completeness and reproducibility [21, 35]. Since its introduction at ESEC/FSE 2011, the practice has spread throughout premier conferences [21]. Yet this success introduces a critical scalability challenge: evaluation capacity cannot keep pace with the

*Yanjie Zhao is the corresponding author (yanjie_zhao@hust.edu.cn).

Authors' Contact Information: Zhaonan Wu, zhaonanwu@hust.edu.cn, Huazhong University of Science and Technology, China; Yanjie Zhao, yanjie_zhao@hust.edu.cn, Huazhong University of Science and Technology, China; Zhenpeng Chen, zpchen@tsinghua.edu.cn, Tsinghua University, China; Zheng Wang, hackerzheng666@gmail.com, Independent Researcher, China; Haoyu Wang, haoyuwang@hust.edu.cn, Huazhong University of Science and Technology, China.

Permission to make digital or hard copies of all or part of this work for personal or classroom use is granted without fee provided that copies are not made or distributed for profit or commercial advantage and that copies bear this notice and the full citation on the first page. Copyrights for components of this work owned by others than the author(s) must be honored. Abstracting with credit is permitted. To copy otherwise, or republish, to post on servers or to redistribute to lists, requires prior specific permission and/or a fee. Request permissions from permissions@acm.org.

Conference acronym 'XX, Woodstock, NY

© 2018 Copyright held by the owner/author(s). Publication rights licensed to ACM.

ACM ISBN 978-1-4503-XXXX-X/2018/06

<https://doi.org/XXXXXXX.XXXXXXX>

rapid growth in submissions. As Table 1 shows, accepted papers in the research track at four major conferences (ASE, FSE, ICSE, ISSTA) have surged between 2022 and 2025, with ICSE 2025 alone accepting 245 papers. The longitudinal data analyzed in [27] reveals a sustained growth in ICSE research-track acceptances, increasing from 84 papers in 2015 to 234 papers in 2024, representing a $2.8\times$ increase over a decade.

Table 1. Acceptance statistics of top-tier software engineering conferences from 2022 to 2025.

Conference	2022	2023	2024	2025
ASE	116 / 531	134 / 629 (+18.5%)	155 / 587 (-6.7%)	246 / 1181 (+101.2%)
FSE	99 / 449	127 / 465 (+3.6%)	121 / 474 (+1.9%)	135 / 612 (+29.1%)
ICSE	197 / 691	69 / 260 (-62.4%)	59 / 265 (+1.9%)	245 / 1150 (+334.0%)
ISSTA	61 / 250	117 / 406 (+62.4%)	143 / 694 (+71.0%)	107 / 550 (-20.8%)

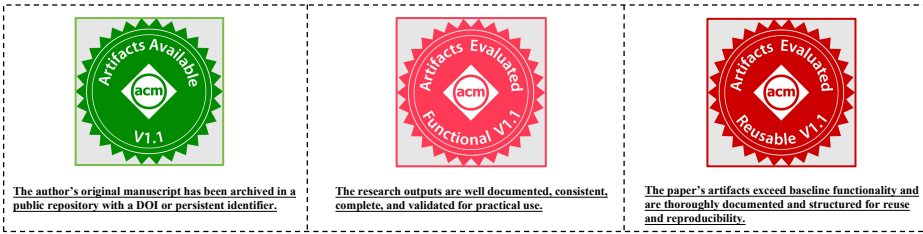


Fig. 1. Three commonly used artifact evaluation badges.

The evaluation process itself remains fundamentally manual and labor-intensive. Reviewers follow author-provided instructions to verify artifacts can execute and reproduce claimed results, earning badges based on demonstrated capabilities (Figure 1). Recent studies reveal an uncomfortable truth: successful evaluations often depend less on documented procedures than on reviewers' ad hoc debugging and environment repair [27]. This reliance on implicit expert knowledge significantly undermines both efficiency and consistency. Hermann et al. report that the absence of explicit quality standards leaves reviewers without guidance on acceptance thresholds, leading to inconsistent evaluations across reviewers, conferences, and years [21].

Artifact evaluation automation appears promising with the development of large language models (LLMs) [20]. Recent advances in LLM-driven agents have demonstrated impressive capabilities across software engineering tasks, from bug localization to automatic repair [33, 37, 42]. Furthermore, recent advances in repository-level environment setup and testing, such as [22] and [13], enable automated project building and execution. However, these agents target specific software engineering tasks and do not align well with the unique characteristics of artifact evaluation. Unlike other SE tasks with unified specifications and clear success criteria, artifact evaluation confronts diverse repository structures, instructions targeting paper reproduction rather than general execution [7], and explicit verification against badge criteria [43]. To our knowledge, there have been no prior works on end-to-end automation of artifact evaluation.

We begin by asking: what makes artifact evaluation resistant to automation? To answer this question, we have constructed a dataset from the field of software engineering, which includes 48 research papers and artifacts from the top four software engineering conferences. We then conducted a preliminary study on a quarter of the dataset and identified three representative challenges hindering artifact evaluation automation. First, perceiving execution states is hindered

by the lack of structured representation; documentation intermixes executable commands with narrative text, making it difficult to model and track the evaluation progress. Second, maintaining stable execution environments is complicated by dynamic boundary shifts; a single `docker run` command can transparently relocate operations from host to container, yet documentation rarely makes this transition explicit. Third, recovering from execution errors is hindered by failures that can arise throughout the workflow, from environment construction to command execution.

These findings drive the design of ARTIFACTCOPILOT, the first agent-based framework to automate end-to-end artifact evaluation from PDF input to badge determination. Our core insight is treating evaluation as a state-aware workflow problem rather than simple script generation. To address the first challenge, we propose the AE Graph, which transforms unstructured documentation into a structured state representation, enabling precise modeling of the evaluation progress. To tackle the second challenge, we introduce an environment-aware execution monitor that dynamically tracks context switches between host and container, ensuring commands are dispatched to the correct runtime. For the third challenge, we develop an agent framework for automated error recovery spanning both environment construction and artifact evaluation phases.

Evaluated on 48 real-world artifacts, ARTIFACTCOPILOT produces evaluation outcomes that match human-assigned artifact badges in 85.42% of cases, representing a substantial improvement over LLM-based script generation (20.83%) and Claude Code (33.33%), while incurring minimal human effort (0.11 interventions/artifact) and cost (\$0.091/artifact). Ablation studies confirm the indispensability of key modules, showing that omitting the AE Graph, environment unification, or multi-agent collaboration, respectively, reduces success rates by 43.75%, 29.17%, and 22.92%. In summary, our contributions are as follows:

- **A new perspective on artifact evaluation automation.** We conceptualize artifact evaluation as a state-aware workflow problem rather than a one-shot script generation task, revealing fundamental challenges in execution state perception, environment boundary management, and error recovery that are not addressed by existing automation approaches.
- **An analytical foundation for understanding artifact evaluation.** We construct a real-world dataset of 48 artifact evaluations collected from top-tier software engineering conferences and conduct a systematic preliminary study, providing the first empirical characterization of obstacles that make artifact evaluation resistant to automation.
- **The first end-to-end automated artifact evaluation framework.** We propose ARTIFACTCOPILOT, an agent-based framework that transforms unstructured PDF documentation into a structured execution model and automates artifact evaluation from instruction parsing to badge determination through environment-aware monitoring, structured state representation, and multi-agent error recovery.
- **Strong empirical results on real-world artifacts.** Evaluated on 48 real-world artifacts, ARTIFACTCOPILOT achieves an 85.42% agreement with human artifact evaluation outcomes, outperforming LLM-based script generation and existing coding agents, while requiring minimal human intervention (0.11 interventions per artifact) and low monetary cost (\$0.091 per artifact).

2 Dataset Construction

Motivated by the challenges of automating artifact evaluation and the need for systematic assessment of automation tools, we prioritized the construction of a comprehensive dataset. To the best of our knowledge, there has been no prior research on constructing datasets for automated artifact evaluation. [7] is limited to artifacts utilizing LLM API calls; these rely on commercial APIs and lack the universality required for general artifact evaluation. Consequently, we constructed a dataset specifically designed to benchmark automated techniques.

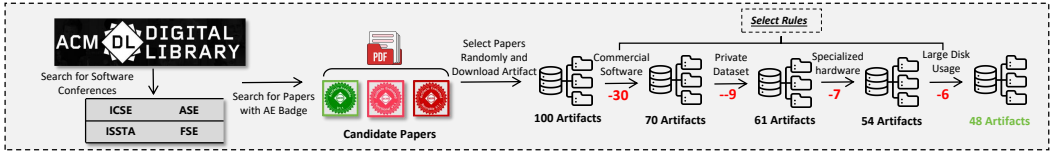


Fig. 2. Overview of dataset construction process.

The dataset construction workflow is illustrated in Figure 2. We sourced research papers from the ACM Digital Library [10], targeting four top-tier software engineering conferences—ICSE, FSE, ASE, and ISSTA. To ensure alignment with contemporary artifact evaluation standards, we prioritized conferences from 2024 onwards in which AE processes were concluded, and badge information was publicly available. The selected venues include ISSTA 2024 [2], ASE 2024 [3], ICSE 2024 [4], and ICSE 2025 [6]. Additionally, as the AE results for FSE 2024 were undisclosed at the time of data collection, FSE 2023 [1] was included to guarantee comprehensive coverage across all four major venues. From these conferences, we identified all papers awarded either the *Artifacts Functional* or *Artifacts Reusable* badge. From the above pool, we employed simple random sampling to select 100 candidate papers. This sample size was determined to balance statistical representativeness with the feasibility of rigorous manual verification. At the same time, random sampling allows us to maintain an unbiased selection and ensures that each artifact receives an in-depth human review.

We applied exclusion criteria to isolate intrinsic reproducibility challenges from issues of external accessibility. Artifacts requiring commercial software (30), private datasets (9), specialized hardware (7), or excessive disk space exceeding 10 GB (6) were excluded, with some artifacts meeting multiple criteria, resulting in 48 retained artifacts. To verify the exclusion decisions, **two authors jointly spent approximately 60 hours reviewing the 100 candidates**, reflecting the substantial manual effort required and justifying the necessity of our sampling strategy. We further categorized the retained artifacts by environment management, identifying 25 artifacts using Docker-based containerization and 23 relying on non-containerized setups (e.g., Conda).

During dataset construction, we observed substantial heterogeneity in artifact evaluation criteria across venues and years (e.g., ICSE 2024 [23] omitted the *Artifacts Functional* badge, whereas ICSE 2025 [5] included it). To ensure a unified evaluation standard aligned with ACM guidelines [9], we normalize all evaluation outcomes to the *Artifacts Functional* level. As the *Artifacts Reusable* badge is awarded only when the functional criteria are satisfied and relies on subjective assessments of documentation quality, it is excluded from metric computation; artifacts awarded the *Artifacts Reusable* badge are thus treated as functionally positive.

To operationalize functional correctness, we construct a **Golden Command Set (GCS)** for each artifact by manually extracting all essential execution commands from the official README files. Each README is independently reviewed by two annotators, with disagreements resolved by a third researcher, yielding a validated command set that serves as the ground-truth specification for functional execution.

Together, these design choices normalize the dataset to a unified functional evaluation space, in which each artifact is associated with (i) a binary functional label derived from official evaluation results and (ii) a corresponding GCS defining its expected execution behavior. This normalization provides a consistent foundation for the metric definitions in § 5.1

3 Understanding Automation Barriers: A Preliminary Study

Before conducting the study, we defined the scope of end-to-end artifact evaluation as spanning from the completion of repository download to the completion of the artifact badge evaluation process; link acquisition and repository download are excluded as preparatory steps. The path to automation requires understanding what humans actually do during evaluation and why these actions resist mechanization. We conduct a preliminary study to answer the following two questions:

- **RQ1:** What operations require human intervention during artifact evaluation, and how frequently do they occur?
- **RQ2:** What technical obstacles hinder automated artifact evaluation, and where do they originate?

We partitioned the artifacts into an exploration set (12 artifacts) and a validation set (36 artifacts) using stratified random sampling by execution environment type. The exploration set was used to inform empirical analysis and system design decisions, whereas the validation set was held out until final evaluation. The exploration set supports qualitative analysis rather than statistical generalization. To mitigate individual cognitive bias, two authors with over three years of software engineering experience independently executed each exploration artifact while adhering strictly to the README instructions.

During execution, we recorded all steps at which the workflow would become blocked and unable to proceed without human input or modification, which we define as **human intervention steps**. We were permitted only minimal adjustments, including correcting evident typographical errors, installing undocumented dependencies, or resolving version conflicts. When Docker usage was specified, we directly pulled the provided image or built the environment from the supplied Dockerfile; otherwise, we executed the artifact using a Dockerfile configured with an Ubuntu 22.04 LTS base image. All artifacts were executed on a uniform server configuration (Ubuntu 22.04 LTS, NVIDIA RTX 4090, Docker 24.0.1) to minimize environmental variability.

3.1 RQ1: Intervention Frequency and Distribution

Manual evaluation of the exploration set yielded 237 intervention steps. Step identification was performed collaboratively by two authors to ensure consistency, while subsequent classification followed open coding [19] with independent labeling, achieving Cohen’s $\kappa = 0.85$ across three categories, as demonstrated in Table 2, which represents high consistency. Figure 3 illustrates some cases arising during manual artifact evaluation that need human intervention.

Table 2. Distribution of intervention scenarios during artifact evaluation.

Scenario	Count
Command execution	126 (53.16%)
Error handling	94 (39.66%)
Dynamic configuration	17 (7.17%)
Total	237

Command execution (126 steps, 53.16%) consists of instructions that reviewers must manually enter based on the documentation, such as environment setup (`pip install`), compilation (`make`), and experiment execution (`python run.py`). This category predominates because most artifacts lack automation scripts, requiring reviewers to identify and sequentially execute commands dispersed across READMEs or other appendices. Although such steps are technically straightforward to automate, as they primarily involve linear execution of documented commands, their prevalence reveals a critical limitation: current artifacts implicitly rely on human-mediated execution.

Error handling and repair (94 steps, 39.66%) encompasses interventions triggered by execution failures. These 94 steps correspond to 47 distinct errors, each typically requiring two actions: diagnosing the underlying cause and applying a corrective fix, followed by re-execution of the failed command. The high incidence of such steps indicates substantial workflow fragility and underscores the need for automated tools with robust failure detection and recovery capabilities, consistent with prior findings [28].

Dynamic configuration (17 steps, 7.17%) involves resolving command placeholders (e.g., substituting <your_path> with concrete artifact locations) and responding to interactive prompts (e.g., license agreements or [Y/N] confirmations). Although least frequent, these steps require context-specific information unavailable within the artifact, such as local paths or user preferences. Without explicit support, automated execution would be blocked, rendering this category a critical obstacle to fully autonomous workflows.

Summary for RQ1: Manual interventions during artifact evaluation are dominated by command execution (53.16%) and error handling (39.66%). These interventions frequently require reviewers to interpret underspecified documentation, maintain awareness of execution state, and adapt to execution failures.

3.2 RQ2: Structural Barriers to Automation

RQ1 quantifies human effort by identifying where and how often human intervention occurs during artifact evaluation. RQ2 builds directly on these observations by analyzing the underlying technical and structural reasons that give rise to the intervention scenarios identified in RQ1. Beyond observable interventions lies a subtler question: what implicit knowledge enables humans to navigate evaluation successfully, and why is this knowledge difficult to automate? We identified two structural barriers that demand such tacit understanding.

Implicit task state maintenance. Human reviewers maintain a holistic mental model of the evaluation process, including execution history, current state, and intended goals. Our analysis corroborates this requirement: across all 12 artifacts, reviewers repeatedly backtracked to verify progress, and in 10 cases consulted files beyond the README to resolve state ambiguities. This global awareness allows reviewers to interpret underspecified instructions, assess the impact of errors, and adjust execution paths accordingly. By contrast, documentation encodes task dependencies implicitly in natural language, interleaving commands with prose; tools that treat READMEs as linear command sequences therefore lack explicit task structure and cannot maintain a coherent execution context. This barrier explains a substantial portion of the *command execution* and *error handling* interventions observed in RQ1, where reviewers must decide not only which command to execute next, but whether prior steps need to be revised or repeated after failures.

Execution environment switching. Beyond cognitive challenges, artifacts introduce substantial technical complexity that further impedes automation. Half of the artifacts (6 of 12) rely on interactive Docker containers invoked via `docker run -it`, which fundamentally shift the execution context from the host to the container, altering filesystem roots, environment variables, and available tooling. Such context boundaries are rarely made explicit in documentation, as human reviewers are expected to recognize and adapt to them implicitly. While humans naturally accommodate this transition, automated tools that execute commands sequentially may operate in an incorrect namespace or block indefinitely, awaiting container termination, which is largely invisible in intervention frequency statistics (RQ1).

Failure examples and manual intervention cases

Script and code defects	Environment configuration error
<pre># Part of readme note: ```shell python libvdiff.py -o freetype --cvf --apf -e co Failure: Code's errors causes failure ~/LibvDiff# python libvdiff.py -o freetype --cvf --apf -e co ImportError: cannot import name 'read_json' from 'utils.tool_function'</pre>	<pre># Part of readme note: Then, build the Docker image: ```bash docker build -t pyinder:1.0 . Failure: Package version does not exist ~/PyinderArtifact\$ docker build -t pyinder:1.0 . [ERROR] Package dune has no version 2.9.1.</pre>
<pre>Dynamic configuration of placeholder # commands need to be configured docker run -it -v YOUR_LOCAL_PATH:/root/Morph --gpus all morph_env python3 scripts/phosphorInstallFromLocal.py install <phosphorDir> <phosphorDir> -> /phosphor</pre> <p>Placeholders need to be filled in properly .</p>	<pre>Host to Docker # a Docker run command docker run -it --name libvdiff libvdiff:1.0 /bin/bash user@ubuntu: ~/LibvDiff-public → (base)root@docker_id: ~/LibvDiff#</pre> <p>Docker startup switches the execution environment.</p>

Fig. 3. Representative examples of automation failures and manual intervention during artifact evaluation.

Summary for RQ2: Two structural barriers impede automation. The first, implicit task state maintenance, directly underlies many of the intervention scenarios quantified in RQ1. The second, execution environment's switch, emerges from qualitative analysis of evaluation workflows and reflects latent execution assumptions that humans resolve implicitly, but automated tools struggle to handle.

3.3 Implications for Design

The empirical findings crystallize three challenges for end-to-end automation, and these challenges directly inform the design of ARTIFACTCOPILOT, as detailed in the next section.

Challenge 1 (C1): perceiving execution states. As revealed by RQ2, human success depends on maintaining a global task context that remains implicit in artifact documentation. Automated tools, therefore, require explicit representations encoding execution phases, inter-command dependencies, and artifact relationships to enable context-aware reasoning and error impact analysis.

Challenge 2 (C2): maintaining stable execution environments. Also identified in RQ2, interactive containers and heterogeneous specifications create invisible context boundaries. Tools must detect environment transitions, manage container lifecycles, and normalize diverse configurations into executable environments.

Challenge 3 (C3): automating execution and recovering from execution errors. Grounded in RQ1, command execution and error handling together account for nearly 93% of interventions. An automated system must parse documentation, extract commands, detect failures, and attempt repairs without human involvement. Additionally, it must resolve placeholders and handle interactive prompts to prevent execution from stalling.

4 Approach

This section presents ARTIFACTCOPILOT, which addresses the three core challenges identified in § 3.3. Our key insight is to treat artifact evaluation as a structured workflow problem, in which execution states and dependencies are made explicit and systematically represented rather than embedded in linear scripts. Based on this formulation, ARTIFACTCOPILOT integrates graph-based task modeling with a hierarchical agent pipeline, where a Planning Agent materializes execution

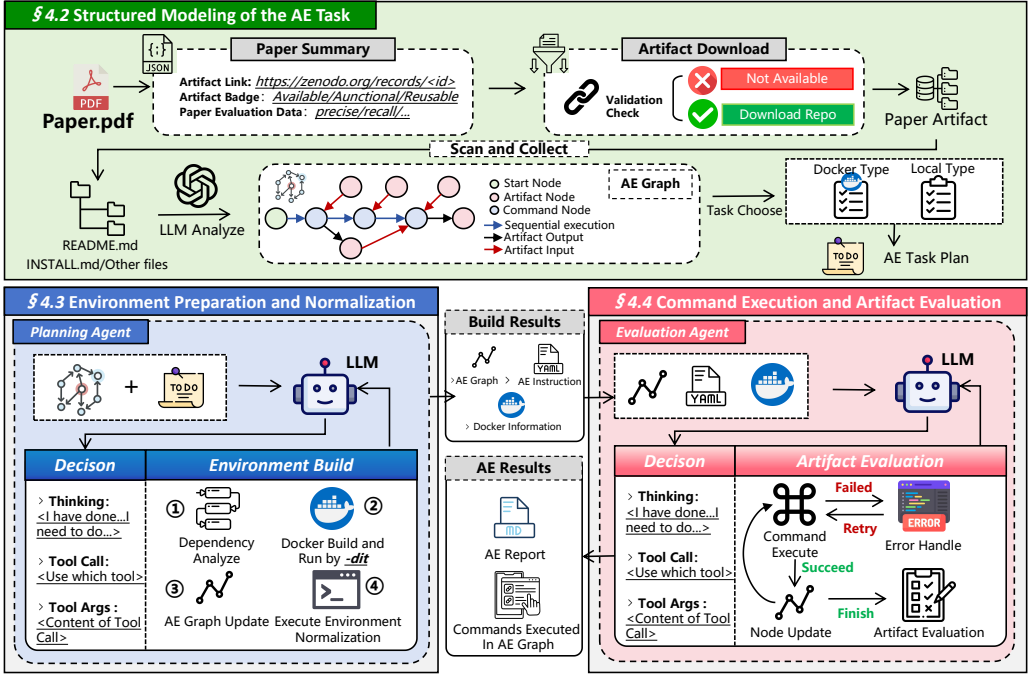


Fig. 4. ARTIFACTCOPILOT workflow: from paper PDF to badge determination through structured modeling and hierarchical execution.

environments and resolves environment-level decisions in advance, and an Evaluation Agent carries out commands, detects failures, and performs automated recovery during artifact evaluation.

4.1 Overview and Architecture

ARTIFACTCOPILOT accepts two input modes: papers in PDF format or pre-downloaded repositories with confirmed availability. In both cases, the system produces structured evaluation reports with badge recommendations. Figure 4 illustrates the end-to-end workflow for the PDF-based setting, organized into three stages.

Stage 1: Repository acquisition and task modeling primarily addresses C1 by identifying artifact links in papers, retrieving corresponding repositories, and constructing the AE Graph, a structured representation that translates README instructions into an explicit, dependency-aware workflow. This stage makes execution states and task relationships explicit, forming the basis for downstream reasoning.

Stage 2: Environment preparation mainly targets C2. It employs a Planning Agent to analyze dependencies, construct containerized execution environments, and unify the execution environment to host from the command level. Ultimately, it outputs a set of meta-task specifications that constrain subsequent execution.

Stage 3: Execution and evaluation focuses on C3, while also handling residual issues from earlier stages. An Evaluation Agent executes commands following the AE Graph topology, detects and recovers from runtime errors, and generates structured evaluation reports with badge recommendations, enabling robust and resilient artifact evaluation.

Table 3. AE Graph definition: **Nodes** represent execution units; **Edges** encode dependencies.

Category	Element	Description and Attributes
Node (V)	Start	Entry point; use_docker flag
	Command	Executable instruction; env, status
	Artifact	File consumed or produced; path, type
Edge (E)	Sequential	Execution order; src, dst are command nodes
	Artifact Input	Data dependency; src: artifact, dst: command
	Artifact Output	Production relation; src: command, dst: artifact

The hierarchical architecture separates planning from execution: the Planning Agent resolves environment complexity and global decisions, while the Evaluation Agent focuses on controlled command execution and recovery.

4.2 Explicit Task Modeling via AE Graphs

4.2.1 Paper Parsing and Repository Acquisition. ACM Artifact Available badges require artifacts to be publicly accessible and verifiably associated with the paper [23]. To establish a reliable foundation for subsequent task modeling, ARTIFACTCOPILOT automates repository acquisition in three steps. (1) *Link extraction*: an LLM analyzes the paper PDF, focusing on experimental and data availability sections, to identify repository URLs via keyword-guided parsing, and produces a concise summary of the evaluation setup for later correspondence checking. (2) *Repository download*: ARTIFACTCOPILOT normalizes extracted URLs, resolves redirections across hosting platforms (e.g., GitHub [17], Zenodo [15]), and retrieves the referenced repositories. (3) *Correspondence verification*: semantic similarity between the paper-derived summary and the repository README is used to confirm that the artifact corresponds to the paper. If any step fails, the system reports diagnostic information and halts automated evaluation, and the artifact is treated as unavailable.

4.2.2 From Documentation to AE Graph. As discussed in § 3.2, humans implicitly maintain structured task representations capturing execution phases, dependencies, and artifact relationships. Providing raw README files to agents, however, leads to two limitations: execution context grows as commands accumulate, and non-sequential dependencies remain implicit, hindering failure analysis and recovery. Inspired by control-flow and data-flow graphs in program analysis [28, 36], we observe that artifact evaluation is driven not by variable states but by *command execution states*. Task progress depends on which commands succeed and how commands and artifacts depend on one another. We therefore introduce the **AE Graph**, a directed graph $G = (V, E)$ in which nodes represent commands and artifacts, and edges encode execution and artifact dependencies. Table 3 summarizes the formal definition.

AE Graph construction proceeds in two phases. First, ARTIFACTCOPILOT aggregates evaluation-relevant documentation, including README, REQUIREMENTS, and SETUP files. Second, an LLM parses these guidelines into an initial AE Graph using prompt engineering with Chain-of-Thought reasoning [34]. The resulting graph enables agents to (i) query global task state at any execution point by tracing dependencies, allowing rapid identification of affected downstream steps when failures occur, and (ii) maintain a compact execution context by storing state in node attributes rather than verbose logs. Prior work shows that such structured representations improve LLM reasoning over unstructured text [14]. Figure 5 illustrates an example transformation from README to AE Graph. The initial graph is subsequently validated and incrementally refined in later stages.

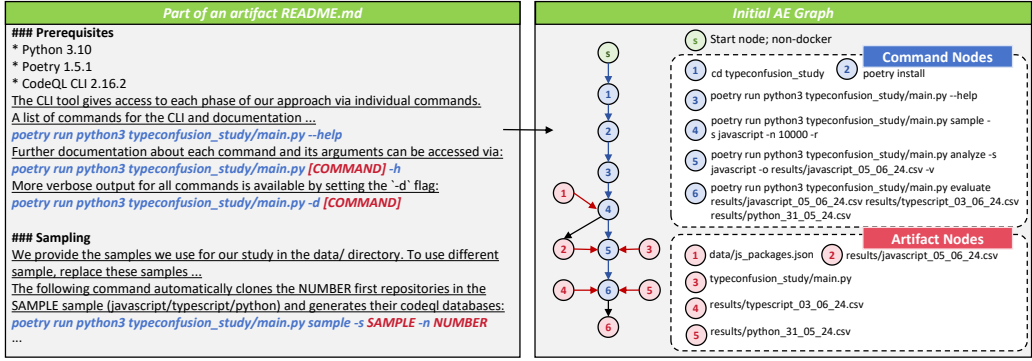


Fig. 5. Example transformation from README documentation to an AE Graph.

4.3 Planning Agent: Environment Normalization and Planning

4.3.1 Design Rationale. Before command execution, preparing an isolated environment is a primary prerequisite. As shown in § 3.2, artifacts exhibit substantial heterogeneity not only in dependencies but also in *execution context specification*: some provide Dockerfiles, others rely on ad-hoc runtime instructions, while many implicitly assume system-level configurations. Human reviewers naturally interpret these context switches; automated evaluation requires making them explicit. We therefore introduce a dedicated Planning Agent to normalize execution semantics before evaluation. Given artifact-specific environment specifications, the Planning Agent constructs a corresponding Docker environment and externalizes the execution context to the host. All commands are issued from the host and redirected to the target container through a fixed execution interface. This design eliminates implicit host-container transitions and allows the Evaluation Agent to execute workflows directly from the host without entering containers.

4.3.2 Adaptive Container Construction. The Planning Agent first validates artifact nodes by traversing the AE Graph and verifying file paths against the repository structure. Path mismatches trigger name-based search and substitution, while genuinely missing artifacts are recorded for downstream handling. To enable uniform host-driven execution, the Planning Agent constructs a container substrate using three adaptive strategies based on artifact-provided configurations:

Strategy 1: Dockerfile reuse. When artifacts provide Dockerfiles or pre-built images, the agent extracts the base image and entrypoint definitions, and builds or pulls the corresponding container.

Strategy 2: Automatic Dockerfile synthesis. When artifacts provide only dependency manifests (e.g., requirements.txt), the agent infers system and runtime dependencies, synthesizes a Dockerfile, and builds the container image.

Strategy 3: Template fallback. When dependencies are incomplete or image construction fails after $k=3$ attempts, Planning Agent falls back to a predefined Ubuntu 22.04 base template.

This adaptive construction step prepares a controllable container substrate for subsequent execution context normalization, while accommodating the configuration heterogeneity observed in § 3.2. Figure 6 illustrates an example Dockerfile automatically generated by the Planning Agent.

4.3.3 Execution Environment Normalization. The observation in § 3.2, a number of artifacts rely on interactive container commands (e.g., `docker run -it`), introducing implicit execution context switches between host and container. While human evaluators naturally track these transitions, automated tools executing commands may apply subsequent instructions in incorrect namespaces.

Dockerfile made by Planning Agent	Meta-Task instruction generated by Planning Agent
<pre># Basic image FROM python:3.10-slim ENV DEBIAN_FRONTEND=noninteractive # avoid interact ENV TZ=Etc/UTC # System dependencies RUN apt-get update -y && apt-get install -y --no-install-recommends \ build-essential \ git curl wget ca-certificates unzip \ graphviz \ && rm -rf /var/lib/apt/lists/* WORKDIR /workspace # Python package source configuration ARG PIP_INDEX_URL=https://pypi.org/simple ENV PIP_INDEX_URL=\${PIP_INDEX_URL} RUN pip install --no-cache-dir poetry==1.5.1 RUN apt-get update -y && apt-get install -y --no-install-recommends codeql \ echo "CodeQL CLI not available via apt, may need manual installation" # Default endpoint SHELL ["/bin/sh", "-c"] ENTRYPOINT ["/bin/sh"]</pre>	<p>Repo introduction: This is a type confusion study repository that analyzes JavaScript, TypeScript, and Python packages for type confusion vulnerabilities. It uses Poetry for dependency management (Python 3.10.5) and requires system libraries like graphviz. Key characteristics include: data files in data/ (js_packages.json, ts_packages.json, python_packages.json) are pre-existing; results are generated as CSV files and evaluation.json through sequential commands (sample, analyze, evaluate).</p> <p>Role: You are an agent used to complete Artifact Evaluation (AE) tasks for this repository. You have capabilities to execute Docker commands, run non-interactive shell commands, and verify file outputs. Your goal is to analyze the non-interactively commands from ae_graph.json and execute them step-by-step according to the instructions to achieve the goal of artifact evaluation.</p> <p>Tasks:</p> <ul style="list-style-type: none">Stage 1 (Check): Verify that the Docker container...Stage 2 (Run): Start with poetry installation, then ...Stage 3 (Verify): check the existence...Stage 4 (Evaluation): Assess the completeness of command execution...

Fig. 6. Intermediate artifacts produced by the Planning Agent.

The Planning Agent enforces a *host-centric unified scheduling* model in which all commands are issued from the host and explicitly mapped to target containers through a fixed execution interface. The system leverages container execution APIs for host-driven command injection. Containers with customized entrypoints, however, exhibit execution behaviors that are incompatible with a single mechanism. Accordingly, a dual strategy is employed. Containers with standard entrypoints accept commands injected directly through container execution interfaces with container-aware path mappings. Containers with custom entrypoints are initialized with a detached shell session, in which the original entrypoint is replayed as the first instruction, followed by sequential command injection. This design ensures that command execution consistently remains on the host, without requiring entry into the Docker container.

4.3.4 Meta-Task Specification. The final output of the Planning Agent is a structured meta-task specification that formalizes the evaluation procedure for each artifact. The specification includes repository context, agent role, and an ordered task decomposition into four semantic stages: CHECK (artifact completeness validation), RUN (command sequence execution), VERIFY (output comparison against paper claims), and EVALUATE (badge eligibility determination). Each specification is instantiated per artifact and encoded in a machine-readable format for the Evaluation Agent. An example meta-task specification is shown in Figure 6.

In addition to the meta-task specification, the Planning Agent outputs: (1) an updated AE Graph with validated artifacts, container-adapted paths, and execution annotations; and (2) a container environment description with identifiers, execution modes, and path mappings. Together, these artifacts constitute the Evaluation Agent’s initial execution context, enabling direct workflow execution under normalized execution semantics without re-parsing documentation.

4.4 Evaluation Agent: Execution and Badge Determination

4.4.1 Design Rationale. The Evaluation Agent operates exclusively on structured inputs produced by the Planning Agent, including the AE Graph, Docker information, and meta-task specifications. Its responsibility is limited to execution and result assessment under normalized execution semantics. The evaluation workflow consists of three stages: graph-guided command execution, failure recovery, and badge determination. By design, environment construction and execution context normalization are excluded from this agent, allowing it to focus on execution logic and outcome analysis.

4.4.2 Graph-Guided Execution with Recovery. The Evaluation Agent executes commands by traversing the AE Graph in topological order while maintaining execution states at the node level. Compared to linear execution, this structure provides two advantages. First, upon failure, dependency relations encoded in the graph allow selective continuation by isolating affected downstream nodes rather than terminating the entire workflow. Second, node-level status tracking serves as compact execution checkpoints, reducing reliance on verbose execution logs.

For recovery, the Evaluation Agent analyzes failure traces using an LLM-based diagnostic module and generates targeted repair actions. Each command is retried up to five times before being marked as failed, after which downstream tasks continue independently. Beyond explicit failures, the agent detects implicit blocking through lightweight resource monitoring. Sustained low CPU utilization across intervals is interpreted as stalled execution, triggering log analysis and recovery. This mechanism addresses dynamic interactive execution behaviors identified in § 3.2.

4.4.3 Badge Determination and Reporting. Upon completion of graph execution, the Evaluation Agent produces two outputs. The first consists of detailed execution logs recording command statuses, outputs, and errors for auditability. The second is an evaluation report summarizing execution outcomes, error analyses, and comparisons between observed results and expected claims extracted from the abstract of the paper.

Badge determination follows ACM artifact evaluation criteria [9]. The *Artifact Functional* badge requires successful execution of all graph nodes with expected outputs. Assessment of the *Artifact Reusable* badge is derived from evidence collected during execution and reported in a standardized format for reviewer inspection.

4.5 Implementation Details

Both agents follow the ReAct paradigm [38], in which the LLM processes static prompts together with accumulated execution history and produces structured (Thought, Tool Call, Arguments) actions at each step. The agents share a common toolset consisting of five primitives: `read_file` for file inspection and content extraction, `write_file` for persisting generated content, `command_execute` for host-level shell execution, `docker_check` for retrieving container metadata, and `task_finish` for terminating the ARTIFACTCOPILLOT workflow.

Context management is handled through a hierarchical strategy that preserves critical execution states under constrained context windows. At the step level, verbose build logs and program outputs are filtered using salience-aware truncation. Empirically, essential signals such as command invocations and failure indicators concentrate near the beginning and end of outputs; accordingly, head–tail truncation is applied when outputs exceed a fixed threshold. At the session level, long-running evaluations are managed through semantic compression. When the accumulated context approaches the model limit (e.g., 100k tokens), historical execution traces are summarized into a compact state description that replaces raw logs as the new context baseline.

System stability and efficiency are further controlled through execution safeguards and prompt layout optimization. A strict upper bound on interaction turns prevents unbounded feedback loops. In addition, the prompt template is organized to exploit context caching mechanisms provided by modern LLM APIs: static instructions and task descriptions precede dynamically appended execution history, improving cache reuse across successive calls. An example of the resulting prompt structure is shown in Figure 7. Complete prompts and configuration details are included in the replication artifact (see the Data Availability section).

5 Evaluation

Our evaluation addresses the following research questions:

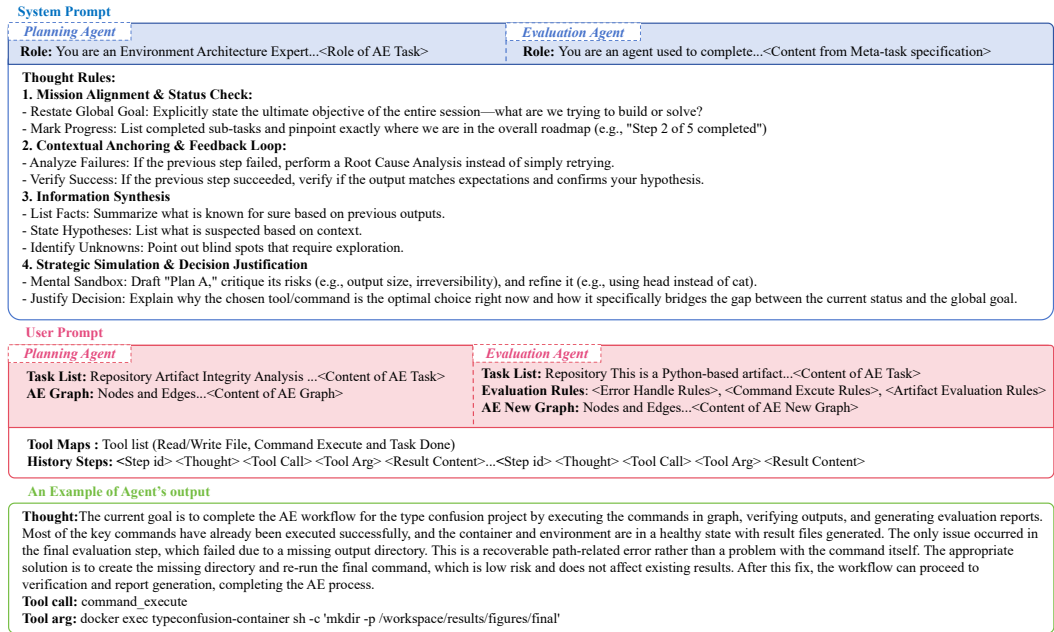


Fig. 7. Prompt structure for the Planning Agent and Evaluation Agent, with static components placed before dynamic execution history to support cache reuse.

- **RQ3:** How effectively does ARTIFACTCOPILLOT automate artifact evaluation compared to representative baselines?
- **RQ4:** Which system components contribute most to ARTIFACTCOPILLOT's performance?

5.1 Experimental Setup

Datasets and Baselines. We evaluate all 48 artifacts described in § 2, including 12 artifacts used during the exploratory study and 36 held out for validation. The exploration set informed system design decisions but involved no parameter tuning; results are therefore reported jointly to improve statistical robustness. For all methods, commands are executed strictly according to the original guidelines without manual preprocessing. As no prior work directly targets end-to-end artifact evaluation automation, we select two baselines representing distinct automation paradigms.

LLM+Scripts adopts a static generation approach without feedback loops: an LLM synthesizes a single execution script from the evaluation guidelines, which is then executed sequentially without revision. This setting reflects direct automation strategies similar in spirit to non-interactive execution methods explored in prior work [13].

Claude Code [8] represents state-of-the-art interactive code agents capable of iterative execution and self-correction, and has demonstrated strong performance on software engineering benchmarks such as SWE-bench [24]. For comparability, Claude Code is prompted to follow the artifact README strictly under the same execution conditions as ARTIFACTCOPILLOT. During evaluation, all decisions made by Claude Code—including command selection, configuration choices, and execution order—are directly executed without human modification or filtering, thereby preserving its end-to-end automated execution process.

We exclude environment construction agents such as ExecuteAgent [13] and Repo2Run [22], as they are designed for unit test execution rather than the end-to-end evaluation and badge

Table 4. RQ3: ARTIFACTCOPILOT outperforms baselines across all workflow stages while requiring minimal human intervention.

Method	LCR	RASR	BCR	Intervention Count	Cost (\$)
ARTIFACTCOPILOT	100%	100%	85.42%	0.11	0.091
Claude Code	–	–	33.33%	5.32	0.078
LLM+Scripts	–	–	20.83%	0	0.002

verification. Moreover, these agents typically initialize isolated containers at startup, which would introduce Docker-in-Docker execution and conflict with the containerized artifacts in our dataset. **Evaluation Metrics.** Metrics are defined to reflect the staged workflow introduced in Figure 4, using ground truth derived from manually validated artifact links and README annotations. The primary outcome metric is the **Badge Consistency Rate (BCR)**, defined as the proportion of artifacts for which *both* (1) all guideline-specified commands in the GCS are executed successfully, and (2) the resulting evaluation outcome is consistent with the *functional-level* badge outcome recorded in the official conference artifact evaluation results. Consistent with the functional-level normalization established during dataset construction, we do not distinguish between *Functional* and *Reusable* accuracy; instead, the system reports structured evidence and badge-aligned recommendations for reviewer inspection. **Link Consistency Rate (LCR)** and **Repository Acquisition Success Rate (RASR)** measure success in repository identification and retrieval. These metrics are not primary evaluation targets, as artifact evaluation typically provides accessible links to reviewers. They are just used to validate the effectiveness of ARTIFACTCOPILOT in the initial preprocessing stage.

Human effort is quantified using the **Intervention Count**, which records the number of manual actions required during evaluation; a fully automated system achieves a count of zero. Execution time is not reported, as it is dominated by artifact-specific workloads and hardware characteristics rather than the automation capability under study.

Experiment Environment. All experiments are conducted on Ubuntu 22.04 with an NVIDIA RTX 4090 GPU. We use DeepSeek-V3.2 [25] for ARTIFACTCOPILOT and all baselines to ensure comparable performance–cost trade-offs.

5.2 RQ3: Effectiveness of ARTIFACTCOPILOT

As shown in Table 4, ARTIFACTCOPILOT achieves a BCR of 85.42%, substantially outperforming LLM+Scripts (20.83%) and Claude Code (33.33%). This margin indicates that ARTIFACTCOPILOT is more effective at automating end-to-end artifact evaluation than the selected baselines.

Evaluation results by capability. ARTIFACTCOPILOT achieves 100% in both LCR and RASR, successfully extracting URLs and downloading repositories for all papers. Under our definition of artifact availability, this corresponds to 100% accuracy in availability identification. In terms of BCR, ARTIFACTCOPILOT attains 83.33% (10/12) on the exploration set and 86.11% (31/36) on the validation set; the close performance across datasets suggests stable behavior across different artifacts. A qualitative analysis of representative failure cases is discussed in § 6.

Failure analysis of baselines. LLM+Scripts achieves a BCR of 20.83% due to the absence of execution feedback and limited support for dynamic interaction. As a result, generated scripts cannot recover from runtime errors, and failures in containerized artifacts are rarely resolved. Claude Code improves to 33.33% but faces two practical limitations. First, multi-stage AE workflows accumulate substantial context, frequently exceeding window limits. Second, Claude Code requests human confirmation for sensitive operations, averaging 5.32 interventions per artifact and reducing automation effectiveness. In contrast, ARTIFACTCOPILOT requires only 0.11 interventions on average;

45 of 48 artifacts complete with zero intervention. The three cases requiring input all involve sudo permission requests, reflecting system security policies rather than agent failures.

Cost analysis. ARTIFACTCOPILOT incurs an average cost of \$0.091, slightly above Claude Code’s \$0.078. This difference arises from reinitializing the context queue from the beginning, which incurs additional LLM calls. However, given ARTIFACTCOPILOT’s higher BCR, the effective cost per successful evaluation is lower. LLM+Scripts incurs the lowest cost (\$0.002), but its low success rate limits practical applicability.

Summary for RQ3: ARTIFACTCOPILOT achieves a high evaluation accuracy with an **85.42% BCR** while requiring minimal human involvement (0.11 interventions), substantially outperforming general-purpose baselines in end-to-end artifact evaluation.

5.3 RQ4: Ablation Study

To assess the contribution of each component, we evaluate three ablations: (1) **w/o AE Graph** removes the graph construction phase, transitioning directly to the Planning Agent after the availability check; (2) **w/o Environment Normalization** disables unification, relying on default behaviors for environment-switching commands; (3) **Single Agent** eliminates the hierarchical architecture, employing a single agent for the entire workflow. To ensure a fair comparison, we apply only minimal prompt modifications to each variant. Table 5 summarizes the results.

Table 5. RQ4: Ablation study reveals each component’s critical contribution to performance.

Ablation Setting	BCR	Cost (\$)
ARTIFACTCOPILOT (Full)	85.42%	0.091
w/o AE Graph	41.67%	0.081
w/o Env Normalization	56.25%	0.097
Single Agent	62.50%	0.098

AE Graph impact. Removing the AE Graph reduces BCR from 85.42% to 41.67%, a drop of 43.75%. Without explicit dependency modeling, the system frequently fails to preserve correct execution order or omits prerequisite steps, leading to incomplete or invalid evaluations. This observation highlights the importance of making execution dependencies explicit in artifact evaluation.

Environment normalization impact. Removing environment normalization reduces BCR to 56.25%, a decrease of 29.17%. Failures commonly arise when artifacts assume interactive execution modes or non-standard container entrypoints, which cause executions to terminate prematurely or behave inconsistently. Without normalized execution semantics, agents resort to repeated trial-and-error, often exhausting interaction budgets before converging on valid executions.

Hierarchical architecture impact. Using a single-agent architecture reduces BCR to 62.50%, a decrease of 22.92 percentage points. When heterogeneous tasks such as environment setup, execution, and verification are handled within a single context, intermediate information accumulates and dilutes task-relevant signals. In long-horizon workflows, this leads to degraded execution consistency and premature termination due to step or context limits.

Cost analysis. The full system costs \$0.091 per artifact. Removing dependency modeling slightly reduces cost (\$0.081) but leads to a substantial drop in BCR, while removing environment normalization or hierarchical architecture increases cost (\$0.097 and \$0.098) due to additional trial-and-error or longer contexts. Overall, higher evaluation reliability does not come at increased cost.

Summary for RQ4: Ablation results show that removing any major component substantially degrades BCR, confirming the importance of explicit dependency handling, normalized execution behavior, and task decomposition for artifact evaluation. While different ablations fail for different reasons, the full system achieves the best balance between evaluation accuracy and execution cost.

6 Discussion

6.1 Failure Analysis and Limitations

A root-cause analysis was conducted on the seven cases that failed to complete the full AE workflow to characterize the capability boundaries of ARTIFACTCOPILLOT. The failure categories and their distributions are summarized in Table 6.

Environment and dependency issues (4 cases, 57.1%) represent the dominant failure source and primarily arise during environment construction. These failures are typically caused by implicit system-level dependencies, such as undocumented Python library incompatibilities or unavailable toolchains in containerized settings. While the Planning Agent employs dependency-driven synthesis and fallback strategies, it relies on declared configurations and lacks the ability to infer implicit dependencies from source code. As a result, repeated failures exceed the retry threshold.

Data dependency issues (2 cases, 28.6%) occur during instruction execution and manifest as missing or empty intermediate data artifacts. Although documentation specifies data acquisition

Table 6. Root-cause analysis for failed AE cases.

Failure Category	# Cases	Ratio	Cause
Environment / Dependency Issues	4	57.1%	Implicit dependencies
Data Dependency Issues	2	28.6%	Missing or empty data
Configuration Mismatch	1	14.3%	Inconsistent paths
Total	7	100%	–

steps, the Execute Agent lacks an external context for validating data completeness or correctness. This limitation reveals that the current AE Graph captures artifact existence but does not model data content validity, which prevents early detection of corrupted or incomplete data flows.

Configuration mismatch (1 case, 14.3%) results from implicit cross-file constraints, such as inconsistent path assumptions across scripts. Because the AE Graph is derived from document-level semantics, such constraints remain unmodeled. This indicates that documentation analysis alone is insufficient for capturing certain execution assumptions.

Overall, these failures reflect the combined effects of system limitations and incomplete artifact specifications. When dependencies and data requirements are explicitly declared, ARTIFACTCOPILLOT can reliably complete artifact evaluation. However, missing or implicit assumptions substantially reduce the effectiveness of automated recovery. The current evaluation scope of ARTIFACTCOPILLOT is limited to artifacts that meet predefined resource and accessibility constraints. Artifacts that require specialized hardware, private datasets, or large-scale computational resources remain outside the supported scope. Addressing these limitations will require tighter integration of code-level dependency analysis, stronger data flow validation, and finer-grained constraint modeling within the AE Graph.

6.2 Implications

Based on both the empirical analysis of real-world artifact evaluation outcomes and hands-on experience gained during the design and implementation of ARTIFACTCOPILLOT, we distill the following insights. These implications are grounded in observed failure patterns, human intervention behaviors, and ablation results, and aim to inform future standardization efforts, author practices, and the design of automated Artifact Evaluation systems.

Implications for standardizing the AE process. The analysis in § 3.1 reveals substantial heterogeneity in artifact configurations and documentation quality. These observations suggest that the artifact evaluation process benefits from being structured into clearly verifiable stages with explicit input-output specifications. The stages include artifact integrity checking, environment configuration and build, instruction execution and error recovery, and badge level assessment. For artifacts that depend on non-standard resources, such as specialized hardware or private datasets, explicit and structured declarations of such constraints are necessary in order to avoid implicit assumptions during evaluation.

Recommendations for artifact authors. As 53.16% of manual interventions involve basic command execution according to § 3.1, many artifacts lack automated validation entry points. Several practices can substantially reduce evaluation friction. These include providing one-click validation scripts preferably via containerized setups, separating lightweight validation workflows from full reproduction pipelines, and externalizing configuration parameters such as API keys and dataset paths rather than hard-coding them. The failure analysis in § 6.1 indicates that failures stem from undocumented assumptions, including undeclared dependencies and inconsistent configurations.

Implications for automated tool design. The ablation study in § 5.3 indicates that structured task modeling plays a central role in automated artifact evaluation. Removing the AE Graph leads to substantial performance degradation. These findings reinforce the importance of representing evaluation workflows using explicit dependency structures rather than linear instruction sequences. They also highlight the need to decouple environment construction from execution and verification. Explicit modeling of execution boundaries in containerized settings is necessary to mitigate failures caused by implicit context switching.

6.3 Threats to Validity

Internal validity. Threats to internal validity mainly arise from three factors. First, LLM outputs are inherently stochastic, and identical inputs may yield different execution paths. This effect was mitigated by setting the model temperature to zero and enforcing structured output constraints at key decision points. Second, the retry threshold of the error recovery mechanism ($k = 3$) and the blocking detection interval of three minutes were selected based on pilot experiments. Alternative parameter settings may alter the trade-off between success rate and resource consumption. Third, the classification of human intervention scenarios in § 3.1 was conducted using an open coding approach and involved approximately ten person-hours of manual analysis. Although inter-annotator agreement was high with a Cohen's κ value of 0.85, some subjectivity may remain.

External validity. Threats to external validity primarily concern dataset representativeness. The evaluation dataset was collected from artifacts published at four top-tier software engineering conferences, namely ICSE, FSE, ASE, and ISSTA. Artifacts that require specialized hardware, private datasets, or large-scale computational resources were excluded. Consequently, the findings may not directly generalize to other research domains or resource-intensive artifacts. Nevertheless, software engineering artifacts exhibit substantial diversity and complexity. The core observations regarding human intervention patterns and automation bottlenecks are therefore expected to provide useful insights for artifact evaluation practices beyond the evaluated scope.

7 Related Work

Artifact Evaluation. With the increasing emphasis on open science and research reproducibility, artifact evaluation has been widely adopted by top-tier conferences in software engineering, computer systems, and artificial intelligence as a mechanism for encouraging the release of research artifacts. A growing body of work has examined the effectiveness and limitations of AE from multiple perspectives.

At the macro level, empirical studies by Liu et al. [26] and Childers and Chrysanthos [16] report substantial growth in artifact availability and show that papers passing AE often exhibit advantages in citation impact. However, these studies also identify persistent challenges, including insufficient artifact maintenance and highly variable documentation quality. From the perspective of reproducibility quality, large-scale investigations by Muttakin et al. [27] and Siddiq et al. [32] highlight a pronounced gap between artifact availability, executability, and reproducibility. Their findings indicate that practical obstacles such as dependency management, environment configuration, and access restrictions remain widespread, even among artifacts that have received AE badges.

At the methodological and practice-oriented level, Gundersen and Kjensmo [18] and Semmelrock et al. [31] introduce multi-level reproducibility frameworks and barrier-focused analyses that provide conceptual foundations for understanding AE outcomes. Complementing these efforts, Saucez et al. [30], Beyer and Winter [11], and Runeson et al. [29] summarize AE organization processes, evaluation experiences, and community-specific best practices. While these studies have significantly advanced institutional design, evaluation criteria, and empirical understanding of AE, artifact evaluation is generally treated as a predominantly manual activity.

Systematic investigations of automated support for Artifact Evaluation remain limited. In particular, existing work has not yet examined how automation can be used to support artifact acquisition, environment construction, instruction execution, and result verification in an integrated manner. Reducing evaluation costs while improving consistency and scalability. therefore remains an open challenge. Unlike prior AE studies that focus on policy, process, or empirical outcomes, this work studies artifact evaluation as an end-to-end automation problem.

LLM-based Agents. Recent advances in large language models have given rise to agent-based approaches with strong automation capabilities in software engineering. Prior work has applied LLM agents to diverse tasks, including code generation and translation, build configuration, test execution, and automated program repair.

For code understanding and transformation, TRANSAGENT by Yuan et al. [40] adopts a multi-agent collaboration paradigm that combines control-flow-driven code alignment with execution-level semantic alignment, enabling fine-grained localization and repair in cross-language code translation. CODEAGENT by Zhang et al. [41] integrates external programming tools with multi-strategy agents to support information retrieval, code navigation, and execution verification in real repositories, improving the reliability of repository-level code generation.

Several studies further demonstrate the effectiveness of LLM agents in software building, execution, and repair. CXXCrafter by Yu et al. [39] analyzes dependencies and build configurations and performs iterative repairs from error feedback to improve build success for complex C/C++ projects. Repo2Run by Hu et al. [22] addresses environment configuration using a dual-environment design with atomic configuration synthesis to improve the runnability of Python repositories. ExecutionAgent [13] and RepairAgent [12] by Bouzenia and Pradel target build/test execution and automated program repair, simulating human debugging via meta-prompting, tool use, and explicit state modeling. At the system level, SWE-agent [37] introduces an Agent Computer Interface (ACI) for interacting with real development environments and outperforms prior methods on multiple

benchmarks. OpenHands [33] presents an open multi-agent platform for general software tasks, demonstrating the scalability of LLM-based agents in software engineering automation.

8 Conclusion

This paper presents ARTIFACTCOPILOT, the first end-to-end agent-based framework for automating software artifact evaluation. Based on an empirical study of real-world artifacts, we identify three key challenges: perceiving execution states from unstructured documentation, handling implicit execution environment switches, and recovering from pervasive execution failures. ARTIFACTCOPILOT addresses these challenges by formulating artifact evaluation as a state-aware workflow problem, using the AE Graph to model commands, artifacts, and dependencies, and a hierarchical architecture that separates environment planning from execution and verification under normalized, host-centric execution semantics. Evaluated on 48 artifacts from top-tier software engineering conferences, ARTIFACTCOPILOT achieves an 85.42% BCR with near-zero human intervention, substantially outperforming representative LLM-based baselines.

References

- [1] 2023. *Proceedings of ESEC/FSE 2023*. Association for Computing Machinery, New York, NY, USA. <https://dl.acm.org/doi/proceedings/10.1145/3611643>
- [2] 2024. *Proceedings of the 33rd ACM SIGSOFT International Symposium on Software Testing and Analysis*. Association for Computing Machinery, New York, NY, USA. doi:10.1145/3650212
- [3] 2024. *Proceedings of the 39th IEEE/ACM International Conference on Automated Software Engineering*. Association for Computing Machinery, New York, NY, USA. doi:10.1145/3691620
- [4] 2024. *Proceedings of the 46th International Conference on Software Engineering*. Association for Computing Machinery, New York, NY, USA. doi:10.1145/3597503
- [5] 2025. ICSE 2025 - Artifact Evaluation. <https://conf.researchr.org/track/icse-2025/icse-2025-artifact-evaluation> Accessed: 2026-01-28.
- [6] 2025. *Proceedings of the 47th International Conference on Software Engineering*. Association for Computing Machinery, New York, NY, USA. doi:10.5555/3767285
- [7] Florian Angermeir, Maximilian Amougou, Mark Kreitz, Andreas Bauer, Matthias Linhuber, Davide Fucci, Daniel Mendez, Tony Gorschek, et al. 2025. Reflections on the Reproducibility of Commercial LLM Performance in Empirical Software Engineering Studies. *arXiv preprint arXiv:2510.25506* (2025).
- [8] Anthropic. 2025. Claude Code: AI coding agent for terminal & IDE. <https://claude.com/product/claude-code>. Accessed: 2025-01-23.
- [9] Association for Computing Machinery. 2020. Artifact Review and Badging. <https://www.acm.org/publications/policies/artifact-review-and-badging-current>. Accessed: 2026-01-23.
- [10] Association for Computing Machinery. 2026. ACM Digital Library. <https://dl.acm.org/>. Accessed: 2026-01-27.
- [11] Dirk Beyer and Stefan Winter. 2025. Artifact Evaluations for Stronger Research Results. In *Proceedings of the 33rd ACM International Conference on the Foundations of Software Engineering*. 1234–1237.
- [12] Islem Bouzenia, Premkumar Devanbu, and Michael Pradel. 2024. Repairagent: An autonomous, llm-based agent for program repair. *arXiv preprint arXiv:2403.17134* (2024).
- [13] Islem Bouzenia and Michael Pradel. 2025. You name it, I run it: An LLM agent to execute tests of arbitrary projects. *Proceedings of the ACM on Software Engineering 2*, ISSTA (2025), 1054–1076.
- [14] Christian Braun, Alexander Lilienbeck, and Daniel Mentjuckov. 2025. The Hidden Structure – Improving Legal Document Understanding Through Explicit Text Formatting. *arXiv:2505.12837* [cs.CL] <https://arxiv.org/abs/2505.12837>
- [15] CERN and OpenAIRE. 2026. Zenodo. <https://zenodo.org/>. Accessed: 2026-01-29.
- [16] Bruce R Childers and Panos K Chrysanthis. 2017. Artifact evaluation: Is it a real incentive?. In *2017 IEEE 13th international conference on e-science (e-Science)*. IEEE, 488–489.
- [17] GitHub, Inc. 2026. GitHub. <https://github.com/>. Accessed: 2026-01-29.
- [18] Odd Erik Gundersen and Sigbjørn Kjensmo. 2018. State of the art: Reproducibility in artificial intelligence. In *Proceedings of the AAAI conference on artificial intelligence*, Vol. 32.
- [19] Sean N Halpin. 2024. Inter-coder agreement in qualitative coding: Considerations for its use. *American Journal of Qualitative Research* 8, 3 (2024), 23–43.
- [20] Junda He, Christoph Treude, and David Lo. 2025. LLM-Based Multi-Agent Systems for Software Engineering: Literature Review, Vision, and the Road Ahead. *ACM Transactions on Software Engineering and Methodology* 34, 5 (2025), 1–30.

- [21] Ben Hermann, Stefan Winter, and Janet Siegmund. 2020. Community expectations for research artifacts and evaluation processes. In *Proceedings of the 28th ACM joint meeting on european software engineering conference and symposium on the foundations of software engineering*. 469–480.
- [22] Ruida Hu, Chao Peng, Xincheng Wang, Junjielong Xu, and Cuiyun Gao. 2025. Repo2Run: Automated Building Executable Environment for Code Repository at Scale. *arXiv preprint arXiv:2502.13681* (2025).
- [23] ICSE 2024. 2024. ICSE 2024 - Artifact Evaluation. <https://conf.researchr.org/track/icse-2024/icse-2024-artifact-evaluation>. Accessed: 2024-04-21.
- [24] Carlos E Jimenez, John Yang, Alexander Wettig, Shunyu Yao, Kexin Pei, Ofir Press, and Karthik Narasimhan. 2023. Swe-bench: Can language models resolve real-world github issues? *arXiv preprint arXiv:2310.06770* (2023).
- [25] Aixin Liu, Aoxue Mei, Bangcai Lin, Bing Xue, Bingxuan Wang, Bingzheng Xu, Bochao Wu, Bowei Zhang, Chaofan Lin, Chen Dong, et al. 2025. Deepseek-v3. 2: Pushing the frontier of open large language models. *arXiv preprint arXiv:2512.02556* (2025).
- [26] Mugeng Liu, Xiaolong Huang, Wei He, Yibing Xie, Jie M Zhang, Xiang Jing, Zhenpeng Chen, and Yun Ma. 2024. Research artifacts in software engineering publications: Status and trends. *Journal of Systems and Software* 213 (2024), 112032.
- [27] Al Muttakin, Saikat Mondal, and Chanchal Roy. 2026. The State of Open Science in Software Engineering Research: A Case Study of ICSE Artifacts. *arXiv preprint arXiv:2601.02066* (2026).
- [28] Animesh Nandi, Atri Mandal, Shubham Atreja, Gargi B Dasgupta, and Subhrajit Bhattacharya. 2016. Anomaly detection using program control flow graph mining from execution logs. In *Proceedings of the 22nd ACM SIGKDD international conference on knowledge discovery and data mining*. 215–224.
- [29] Per Runeson, Emma Soderberg, and Martin Host. 2024. A conceptual framework and recommendations for open data and artifacts in empirical software engineering. In *Proceedings of the 1st IEEE/ACM International Workshop on Methodological Issues with Empirical Studies in Software Engineering*. 68–75.
- [30] Damien Saucez, Luigi Iannone, and Olivier Bonaventure. 2019. Evaluating the artifacts of SIGCOMM papers. *ACM SIGCOMM Computer Communication Review* 49, 2 (2019), 44–47.
- [31] Harald Semmelrock, Tony Ross-Hellauer, Simone Kopeinik, Dieter Theiler, Armin Haberl, Stefan Thalmann, and Dominik Kowald. 2025. Reproducibility in machine-learning-based research: Overview, barriers, and drivers. *AI Magazine* 46, 2 (2025), e70002.
- [32] Mohammed Latif Siddiq, Arvin Islam-Gomes, Natalie Sekerak, and Joanna Santos. 2025. Large Language Models for Software Engineering: A Reproducibility Crisis. *arXiv preprint arXiv:2512.00651* (2025).
- [33] Xingyao Wang, Boxuan Li, Yufan Song, Frank F Xu, Xiangru Tang, Mingchen Zhuge, Jiayi Pan, Yueqi Song, Bowen Li, Jaskirat Singh, et al. 2024. Openhands: An open platform for ai software developers as generalist agents. *arXiv preprint arXiv:2407.16741* (2024).
- [34] Jason Wei, Xuezhi Wang, Dale Schuurmans, Maarten Bosma, Fei Xia, Ed Chi, Quoc V Le, Denny Zhou, et al. 2022. Chain-of-thought prompting elicits reasoning in large language models. *Advances in neural information processing systems* 35 (2022), 24824–24837.
- [35] Stefan Winter, Christopher S Timperley, Ben Hermann, Jürgen Cito, Jonathan Bell, Michael Hilton, and Dirk Beyer. 2022. A retrospective study of one decade of artifact evaluations. In *Proceedings of the 30th ACM joint European software engineering conference and symposium on the foundations of software engineering*. 145–156.
- [36] Zhiqiang Xie, Minjie Wang, Zihao Ye, Zheng Zhang, and Rui Fan. 2022. Graphiler: Optimizing graph neural networks with message passing data flow graph. *Proceedings of Machine Learning and Systems* 4 (2022), 515–528.
- [37] John Yang, Carlos E Jimenez, Alexander Wettig, Kilian Lieret, Shunyu Yao, Karthik Narasimhan, and Ofir Press. 2024. Swe-agent: Agent-computer interfaces enable automated software engineering. *Advances in Neural Information Processing Systems* 37 (2024), 50528–50652.
- [38] Shunyu Yao, Jeffrey Zhao, Dian Yu, Nan Du, Izhak Shafran, Karthik R Narasimhan, and Yuan Cao. 2022. React: Synergizing reasoning and acting in language models. In *The eleventh international conference on learning representations*.
- [39] Zhengmin Yu, Yuan Zhang, Ming Wen, Yinan Nie, Wenhui Zhang, and Min Yang. 2025. CXXCrafter: An LLM-Based Agent for Automated C/C++ Open Source Software Building. *Proceedings of the ACM on Software Engineering* 2, FSE (2025), 2618–2640.
- [40] Zhiqiang Yuan, Weitong Chen, Hanlin Wang, Kai Yu, Xin Peng, and Yiling Lou. 2024. Transagent: An llm-based multi-agent system for code translation. *arXiv preprint arXiv:2409.19894* (2024).
- [41] Kechi Zhang, Jia Li, Ge Li, Xianjie Shi, and Zhi Jin. 2024. Codeagent: Enhancing code generation with tool-integrated agent systems for real-world repo-level coding challenges. *arXiv preprint arXiv:2401.07339* (2024).
- [42] Yuntong Zhang, Haifeng Ruan, Zhiyu Fan, and Abhik Roychoudhury. 2024. Autocoderover: Autonomous program improvement. In *Proceedings of the 33rd ACM SIGSOFT International Symposium on Software Testing and Analysis*. 1592–1604.
- [43] Noa Zilberman and Andrew W Moore. 2020. Thoughts about artifact badging. 60–63 pages.