

MLV-Edit: Towards Consistent and Highly Efficient Editing for Minute-Level Videos

Yangyi Cao¹ Yuanhang Li¹ Lan Chen¹ Qi Mao^{1,✉}

¹MIPG, Communication University of China

{caoyangyicuc, yuanhangli, qimao}@cuc.edu.cn, chenlaneva@mails.cuc.edu.cn

Abstract—We propose MLV-Edit, a training-free, flow-based framework that address the unique challenges of minute-level video editing. While existing techniques excel in short-form video manipulation, scaling them to long-duration videos remains challenging due to prohibitive computational overhead and the difficulty of maintaining global temporal consistency across thousands of frames. To address this, MLV-Edit employs a divide-and-conquer strategy for segment-wise editing, facilitated by two core modules: Velocity Blend rectifies motion inconsistencies at segment boundaries by aligning the flow fields of adjacent chunks, eliminating flickering and boundary artifacts commonly observed in fragmented video processing; and Attention Sink anchors local segment features to global reference frames, effectively suppressing cumulative structural drift. Extensive quantitative and qualitative experiments demonstrate that MLV-Edit consistently outperforms state-of-the-art methods in terms of temporal stability and semantic fidelity.

Index Terms—Long video editing, Flow-based framework, Consistency

I. INTRODUCTION

Text-guided video editing [1], [2] aims to precisely manipulate the content of a source video according to textual prompts, while faithfully preserving the appearance and content of the unedited regions. In recent years, text-guided video editing makes significant progress, driven by the rapid development of powerful diffusion models [3]–[6]. Nevertheless, most state-of-the-art video editing methods are primarily designed for and evaluated on short video clips, typically lasting only a few seconds. Directly extending these methods to long-form or minute-long videos remains challenging, due to prohibitive computational costs and the difficulty of maintaining consistent temporal coherence across extended sequences.

To ensure temporal consistency in editing results, several methods employ inversion-based [7] techniques to preserve visual fidelity [8]–[10]; Although effective for short clips, these approaches exhibit rapidly increasing memory consumption and computational cost as video duration grows, rendering them impractical for long-form videos. Meanwhile, recent efficient architectures such as Diffusion Transformers (DiT) [11]–[13] are fundamentally limited by their reliance on fixed-length context tokens or restricted attention windows, making them unsuitable for long videos. Together, these architectural and methodological limitations underscore the urgent need for a scalable and duration-independent video editing framework.




Fig. 1: **Temporal inconsistencies in long video editing.** Temporal slices are visualized by extracting pixels along a fixed vertical line across frames. Existing segmented editing methods fail to preserve consistent editing effects between segments. By employing Velocity Blend and Attention Sink, MLV-Edit effectively maintains coherent temporal evolution over long video sequences.

An intuitive and effective approach to bypass these computational and architectural scalability limitations is to adopt a divide-and-conquer paradigm, utilizing established short-video editing methods [8], [9], [11], [13] to process long videos segment by segment. However, naive segment-wise editing and direct segment splicing fundamentally fail to maintain editing quality, leading to severe temporal inconsistencies throughout the long video, as shown in Fig. 1. This problem manifests primarily in two aspects: a) **Boundary Discontinuity**: Without explicit cross-segment coherence control, noticeable flickering or jitter emerges at segment boundaries. b) **Effect Drift**: Independently editing each segment often produces inconsistent editing effects across adjacent segments, thereby undermining global coherence and editing fidelity. Methods such as AdaFlow [10] attempt to mitigate these issues by introducing explicit cross-segment blending mechanisms based on keyframes. However, they still fail to fully resolve fundamental problems, including boundary discontinuity and effect drift, particularly under long-range temporal dependencies and strict editing uniformity requirements.

To this end, we propose **MLV-Edit**, a training-free, scalable, and length-independent framework for long video editing. This framework eliminates the inherent length constraints of existing models without introducing significant computational overhead, enabling consistent and high-quality editing

✉ Corresponding Author

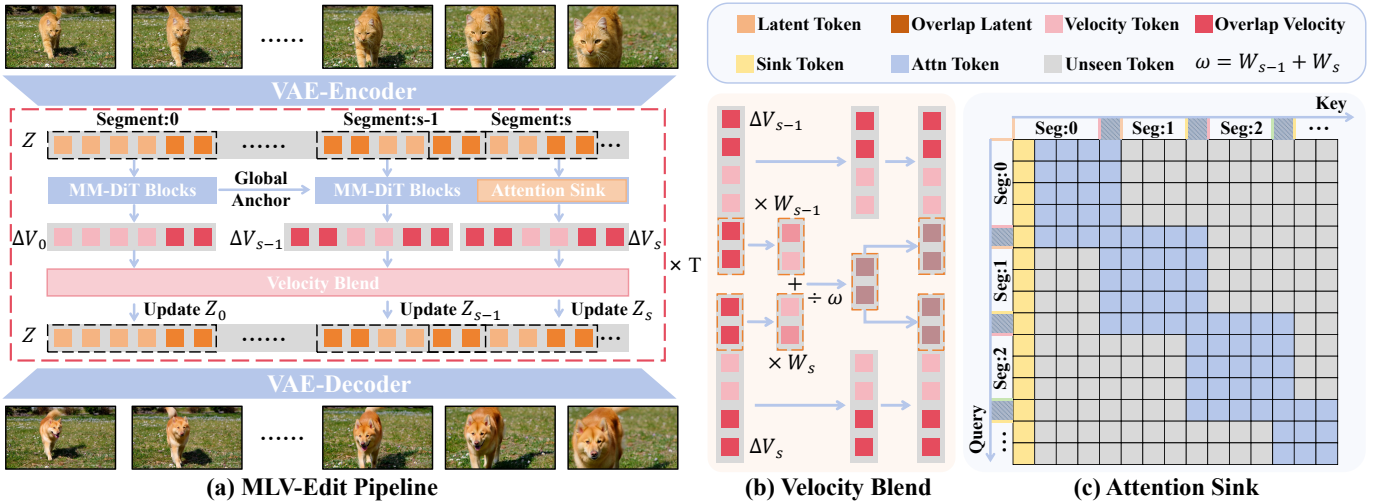


Fig. 2: **The framework of the proposed MLV-Edit.** (a) The overall pipeline of MLV-Edit for long video editing. MLV-Edit first encodes the source video into the latent space and partitions it into multiple overlapping segments. (b) Velocity Blend fuses the velocity fields in overlapping regions between adjacent segments. (c) Attention Sink caches the key and value pairs from the first frame and injects them into subsequent segments.

for video sequences of arbitrary duration. To account for boundary discrepancies between adjacent segments, MLV-Edit adopts an overlapping segmentation strategy, in which neighboring segments intentionally overlap to capture transitional dynamics. Within these overlapped regions, MLV-Edit introduces **Velocity Blend** to mitigate splicing inconsistency and ensure smooth temporal transitions. Furthermore, MLV-Edit employs **Attention Sink** to maintain global semantic coherence throughout the video and effectively prevent editing effect drift.

To comprehensively evaluate the effectiveness of MLV-Edit, we construct MLV-EVAL, a minute-level benchmark that covers diverse long-video editing scenarios. Extensive experiments on MLV-EVAL demonstrate that MLV-Edit achieves state-of-the-art performance in terms of temporal consistency and visual stability across long video sequences. These results indicate that MLV-Edit provides a practical and robust solution for real-world long video editing applications.

Our main contributions are summarized as follows:

- We present MLV-Edit, a novel training-free framework that enables consistent and high-quality editing for arbitrarily long video sequences.
- We introduce Velocity Blend and Attention Sink to address boundary discontinuity and effect drift, thereby ensuring temporal consistency in long video editing results.
- We construct MLV-EVAL, a comprehensive minute-level benchmark for evaluating long video editing performance across diverse scenarios.

II. METHOD

Our proposed MLV-Edit builds upon the Wan-Edit framework [13], which is briefly reviewed in Section II-A. Subsequently, we introduce the overall pipeline of MLV-Edit in Section II-B. We then detail our two key innovations: **Velocity**

Blend (Section II-C), designed to mitigate boundary discontinuities, and the **Attention Sink** mechanism (Section II-D), which ensures the long-term consistency of editing effects.

A. Preliminary

Wan-Edit [13] approaches video editing by formulating the task as a continuous transport process between the source latent $Z_{t_i}^{\text{src}}$ and the target latent $Z_{t_i}^{\text{tar}}$. This process is driven by the velocity field difference ΔV_{t_i} , defined as:

$$\Delta V_{t_i} = V(Z_{t_i}^{\text{tar}}, t_i, P^{\text{tar}}) - V(Z_{t_i}^{\text{src}}, t_i, P^{\text{src}}), \quad (1)$$

where t_i denotes the i -th sampling timestep, and P^{src} and P^{tar} represent the source and target textual descriptions, respectively. The target latent is explicitly constructed as $Z_{t_i}^{\text{tar}} = Z_{t_i}^{\text{edit}} + Z_{t_i}^{\text{src}} - X^{\text{src}}$, where X^{src} denotes the initial source video latent. Consequently, the editing trajectory evolves according to the following sampling process:

$$Z_{t_{i-1}}^{\text{edit}} = Z_{t_i}^{\text{edit}} + (t_{i-1} - t_i)\Delta V_{t_i}, \quad (2)$$

where ΔV_{t_i} captures the semantic variation required to guide the editing process. For simplicity, we omit the timestep subscript t_i in the following discussion.

B. Overall Framework

As illustrated in Fig. 2(a), given a source video, MLV-Edit initially leverages a pre-trained VAE [6] to encode the entire video into a latent sequence X^{src} . This sequence is partitioned into m segments of equal length with a temporal overlap of k frames, providing a shared temporal buffer for smooth transitions. Subsequently, each segment undergoes editing via Wan-Edit [13]. To mitigate boundary flickering, the **Velocity Blend** module smooths the transition between adjacent segments by blending the velocity field difference within the overlapping frames. During segment-wise editing, **Attention Sink** establishes a global semantic anchor by

Algorithm 1: MLV-Edit Step

Input: edited latent Z^{edit} , source video latent X^{src} , timestep t_i , source prompt P^{src} , target prompt P^{tar} , number of segments m , Velocity Blend formula F_{VB}

Output: updated latent Z^{edit}

- 1 Sample noise $N_{t_i} \sim \mathcal{N}(0, I)$
- 2 $Z^{\text{src}} \leftarrow (1 - t_i) X^{\text{src}} + t_i N_{t_i}$
- 3 $Z^{\text{tar}} \leftarrow Z^{\text{edit}} + Z^{\text{src}} - X^{\text{src}}$
- 4 **for** $s = 0, 1, \dots, m$ **do**

$V_s^{\text{tar}} \leftarrow V(Z_s^{\text{tar}}, t_i, P^{\text{tar}})$

if $s = 0$ **then**

cache K_0^0, V_0^0

else

$K_s = [K_0^0, K_s^{(0:n)}]$

$V_s = [V_0^0, V_s^{(0:n)}]$

Attention(Q_s, K_s, V_s)

// **Attention Sink**

6 $V_s^{\text{src}} \leftarrow V(Z_s^{\text{src}}, t_i, P^{\text{src}})$

7 $\Delta V_s \leftarrow V_s^{\text{tar}} - V_s^{\text{src}}$

8 **if** $s > 0$ **then**

$\Delta V_s \leftarrow F_{VB}(\Delta V_{s-1}, \Delta V_s)$

// **Velocity Blend**

- 9 $Z^{\text{edit}} \leftarrow Z^{\text{edit}} + (t_{i-1} - t_i) \Delta V$
- 10 **return** Z^{edit}

propagating key and value pairs of the initial latent to all subsequent segments, thereby preserving semantic consistency across the entire video. The detailed algorithm is presented in Algorithm 1.

C. Velocity Blend

The naive “segment-and-stitch” strategy treats segments in isolation, causing *boundary discontinuity*. When employing Wan-Edit [13] as the pipeline, this independent processing induces abrupt changes in ΔV (defined in Eq.(1)) at segment boundaries. Such discontinuities in ΔV lead to significant divergence in the editing direction, manifesting as visual artifacts like flickering. To resolve this, we introduce **Velocity Blend**, which harmonizes ΔV within overlapping regions. Specifically, for an overlapping region of k frames, we compute the blended velocity field $\Delta \tilde{V}$ by performing a weighted average of the tail of the current segment ($s - 1$) and the head of the next segment (s):

$$\Delta \tilde{V}_j = \frac{W(n-k+j) \cdot \Delta V_{s-1}(n-k+j) + W(j) \cdot \Delta V_s(j)}{W(n-k+j) + W(j)}, \quad (3)$$

where $j \in [0, k]$, ΔV_{s-1} and ΔV_s refer to the velocity fields of the adjacent segments, and n is the total segment length. The position-dependent weight $W(\cdot)$ is defined as a symmetric triangular window to prioritize central frames:

$$W(\tau) = 1 - \left| 1 - \frac{2(\tau + 0.5)}{n} \right|, \quad (4)$$

where τ represents the temporal index within a segment. By explicitly blending the velocity field difference in the transitional buffers, we ensure a consistent semantic guidance across segments, resulting in smooth editing.

D. Attention Sink

While Velocity Blend effectively mitigates discontinuities at segment boundaries, it is insufficient to guarantee long-term consistency throughout the entire video duration. Specifically, due to the stochastic nature of diffusion models, simply using identical prompts does not guarantee identical editing effects across different segments. Consequently, these inter-segment variations manifest as *effect drift*, where visual attributes—such as subject identity, texture, or structure—fluctuate or diverge significantly across the video timeline.

To address this challenge, we introduce the **Attention Sink** mechanism, which establishes a stationary global semantic anchor to provide an explicit reference for all subsequent segments. Since the VAE [6] encodes the first frame independently without temporal downsampling, it retains the highest semantic fidelity. Consequently, we adopt this frame as the global anchor. Specifically, for the initial segment, the self-attention follows the standard formulation:

$$\text{Attention}(Q, K, V) = \text{Softmax} \left(\frac{QK^T}{\sqrt{d}} \right) V, \quad (5)$$

where we cache the Key (K_0^0) and Value (V_0^0) pairs of the first frame. For all subsequent segments, we prepend this cached global anchor to the beginning of the current segment’s key and value matrices:

$$K_s = [K_0^0, K_s^{(0:n)}], \quad V_s = [V_0^0, V_s^{(0:n)}], \quad (6)$$

where the superscript indicates the temporal index within a segment. Consequently, the attention computation is updated to:

$$\text{Attention}(Q_s, K_s, V_s) = \text{Softmax} \left(\frac{Q_s K_s^T}{\sqrt{d}} \right) V_s. \quad (7)$$

By enforcing alignment with the global anchor at every denoising timestep, the Attention Sink strategy effectively suppresses semantic drift, ensuring consistent editing effects throughout long videos.

III. EXPERIMENTS

A. Experimental Settings

Implementation Details. We implement our framework using the Wan2.1-T2V-1.3B model [6] as the backbone. We set the total number of timesteps T to 25 and the classifier-free guidance (CFG) scale to 7.5. For the temporal segmentation settings, we configure the segment length as $n = 21$ and the overlap length as $k = 5$. All input videos are standardized to a resolution of 832×480 . Experiments are conducted on a single NVIDIA A800 GPU.

Benchmark. To comprehensively evaluate performance on long video editing tasks, we construct a new minute-level benchmark named **MLV-EVAL**. This benchmark comprises 75

TABLE I: **Quantitative Evaluation.** The best and second-best values are highlighted in blue and green, respectively.

Method/Metrics	Subject Consistency		Semantic Consistency		Temporal Consistency				Fidelity
	DINO (↑)	CLIP-T (↑)	ViCLIP-T (↑)	DOVER (↑)	CLIP-F (↑)	FS.clip (↑)	Warp-Err _(×10⁻⁴) (↓)	Seg.warperr _(×10⁻⁴) (↓)	M.PSNR (↓)
RAVE [9]	0.977	25.29	26.92	0.809	0.972	0.887	28.54	27.45	16.36
VACE [11]	0.991	23.09	22.38	0.860	0.992	0.928	5.446	5.312	30.39
AdaFlow [10]	0.982	25.97	24.99	0.876	0.986	0.942	6.294	6.216	19.99
TokenFlow [8]	0.986	27.36	26.70	0.879	0.988	0.938	8.522	8.623	20.21
VideoPainter [14]	0.974	23.68	24.43	0.849	0.982	0.875	19.99	21.04	18.33
Ours	0.992	27.48	27.77	0.883	0.994	0.946	5.254	5.192	16.15




Fig. 3: **Comparisons of MLV-Edit with video editing baselines.** The MLV-Edit not only effectively suppresses the flickering and artifacts at the segment boundaries, but also preserves consistent editing effects throughout the long video sequences.

videos collected from public online sources and the existing LongV-EVAL dataset [10]. Each video spans a duration of 1 to 2 minutes, covering diverse content categories such as humans, animals, and plants. For each sample, we utilize GPT-4 [15] to generate a source caption along with two high-quality editing prompts, including various tasks such as attribute modification and category replacement.

Evaluation Metrics. We quantitatively assess our method across four key dimensions:

- **Subject Consistency.** We utilize DINO [16] to assess structural consistency of the edited subjects across frames.
- **Semantic Consistency.** We employ CLIP-T [17] and ViCLIP-T [18] to quantify the semantic alignment between the output video and the target text prompt at both the frame-level and video-level.
- **Temporal Consistency.** We utilize DOVER [19], CLIP-F [17], and Warp-Err [20] to evaluate the temporal consistency of the edited results. Specifically, DOVER [19] measures global temporal artifacts, while CLIP-F [17] assesses the similarity between adjacent frames. Warp-Err [20] quantifies temporal smoothness by calculating the optical flow difference between the original and edited videos. Furthermore, to evaluate global consistency and inter-segment smoothness, we construct *Frame-Skip CLIP-F (FS.clip)* to compute the similarity between

frames across different segments. We also introduce *Segment Warp-Err (Seg.warperr)* to quantify the transition smoothness at the segment boundaries.

- **Fidelity.** To evaluate the fidelity of the unedited regions, we employ Masked PSNR (M.PSNR) [21] to measure the pixel-level reconstruction quality within these areas.

Compared Methods. To verify the effectiveness of MLV-Edit, we compare it with inversion-based approaches (TokenFlow [8] (TokenFL), RAVE [9], and AdaFlow [10]) and DiT-based inversion-free approaches (VACE [11] and VideoPainter [14]). Among these, AdaFlow [10] and VideoPainter [14] (VideoPT) are specifically designed for long video editing. For the remaining baselines tailored for short videos, we adapt them to the long-video setting using a naive “segment-and-stitch” strategy, where partitioned clips are processed sequentially.

B. Comparisons with Baselines

Quantitative Evaluation. Table I presents the quantitative comparison between our MLV-Edit framework and the competing methods. The results demonstrate that MLV-Edit consistently outperforms all evaluated baselines across four key dimensions: subject consistency, semantic consistency, temporal consistency, and fidelity, thereby validating its effectiveness in long video editing. Most notably, MLV-Edit achieves a substantial margin of improvement in temporal consistency, significantly surpassing even those methods explicitly tailored

TABLE II: **Quantitative Comparison of Ablation Study.** The best and second-best values are highlighted in blue and green, respectively.

Method/Metrics	Subject Consistency		Semantic Consistency			Temporal Consistency			Fidelity
	DINO (↑)	CLIP-T (↑)	ViCLIP-T (↑)	DOVER (↑)	CLIP-F (↑)	FS.clip (↑)	Warp-Err _(×10⁻⁴) (↓)	Seg.warperr _(×10⁻⁴) (↓)	M.PSNR (↓)
$F_{adj} = 1$	0.991	26.26	26.04	0.882	0.993	0.933	6.078	5.998	24.68
$F_{adj} = 10$	0.983	25.95	25.86	0.856	0.985	0.904	9.758	9.379	21.16
$F_{fir} = 10$	0.987	25.94	25.71	0.871	0.989	0.925	7.662	7.354	23.12
w/o Attention Sink	0.963	26.13	26.08	0.878	0.983	0.923	5.811	5.920	25.19
$K = 1$	0.989	26.02	25.89	0.880	0.992	0.919	6.182	6.088	25.13
$K = 10$	0.991	26.10	25.88	0.882	0.993	0.928	5.679	5.605	25.49
w/o Velocity Blend	0.990	26.06	25.95	0.881	0.992	0.921	5.716	5.674	25.06
Ours	0.992	27.48	27.77	0.883	0.994	0.946	5.254	5.192	16.15

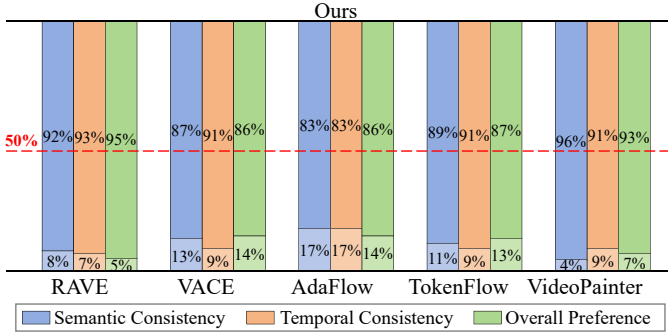


Fig. 4: **User study result.** The values presented reflect the proportion of users who favor our proposed method over comparative approaches.

for long videos, such as AdaFlow [10] and VideoPT [14]. The leading performance across these metrics validates that MLV-Edit effectively mitigates the critical challenges of stitching inconsistencies and content drift inherent in long-form video synthesis.

Qualitative Evaluation. Fig. 3 illustrates our qualitative comparison results with other baselines. As the video length increases, most baseline methods exhibit noticeable effect drift. For example, TokenFlow [8] and VideoPT [14] fail to maintain consistent attributes for the rabbit across distant frames. Although AdaFlow [10] is explicitly designed for long video editing, it remains susceptible to inter-segment inconsistencies. For instance, the tiger in the 1000-th frame shows duplicated head regions. Additionally, methods like RAVE [9] tend to introduce unintended background modifications. In stark contrast, our method consistently preserves global consistency across the entire sequence while maintaining high fidelity.

C. User Study

To further evaluate MLV-Edit, we conduct a user study using an A/B testing protocol. Participants are presented with a text prompt, the source video, and two edited results (ours vs. a baseline) in a randomized order to eliminate bias. For fairness, all videos are generated using identical prompts and random seeds. Participants then evaluate the results based on the following questions:

- **Semantic Consistency:** Which video exhibits more consistent editing results?
- **Temporal Consistency:** Which video presents smoother temporal transitions?




Fig. 5: **Ablation study on the influence of Velocity Blend.**

- **Overall Preference:** Which video do you prefer?

We recruit 20 participants to evaluate a total of 30 sets of editing results. As illustrated in Fig. 4, participants consistently favored MLV-Edit over the baselines across all dimensions, demonstrating its superior perceptual quality.

D. Ablation Studies

Overlap length in Velocity Blend. To investigate the impact of the overlap length k , we evaluate our default setting ($k=5$) against three variants: disabling Velocity Blend, $k=1$, and $k=10$. Qualitative results in Fig. 5 reveal that disabling Velocity Blend leads to severe transition artifacts, which cannot be adequately eliminated by a small overlap ($k=1$). Conversely, an excessively large overlap ($k=10$) forces the blending of segments that may have significantly diverged, resulting in feature conflicts that lead to reconstruction failure. In contrast, our default setting of $k=5$ effectively smooths transitions without introducing artifacts. These observations are corroborated by the quantitative results in Table II, where both insufficient and excessive overlaps lead to a decline in temporal consistency metrics, whereas our configuration yields the best performance especially *Seg.warperr*.

Anchor selection for Attention Sink. To validate the effectiveness of Attention Sink, we compare our approach against four alternatives: (1) using no anchor; (2) using the first 10 latents of the previous segment ($F_{pre}=10$); (3) using the first 10 latents of the initial segment ($F_{fst}=10$); and (4) using the first single latent of the previous segment ($F_{pre}=1$). Fig. 6 demonstrates that the absence of attention sink results in

cat → dog

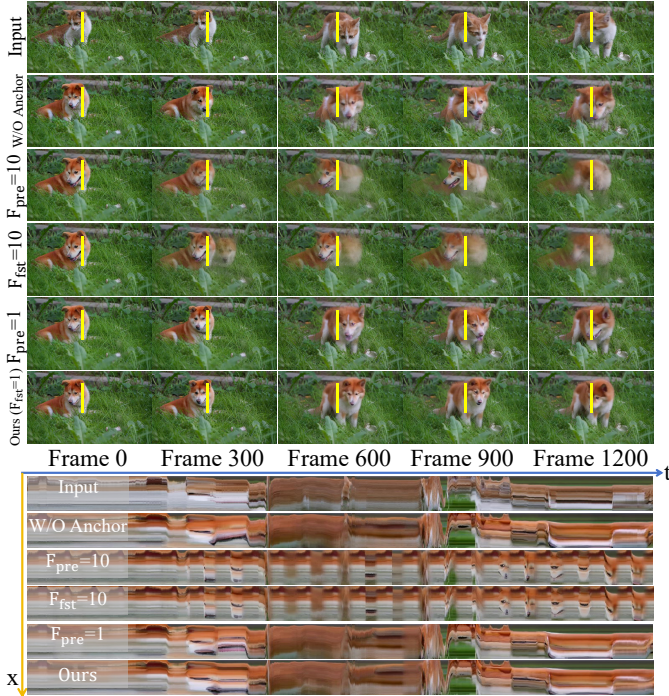


Fig. 6: **Ablation study on the effectiveness of Attention Sink.** For each frame, we visualize temporal slices by extracting pixels along a fixed vertical line over time.

severe semantic drift. Using multiple latents as anchors fails to mitigate this issue and instead introduces ghosting and blurring artifacts due to feature conflicts. When reducing the anchor to a single latent, relying on the previous segment ($F_{pre}=1$) still remains ineffective, yielding degraded consistency similar to the no-anchor setting. In contrast, adopting the single initial latent ($F_{fst}=1$) effectively alleviates the effect drift, ensuring robust global consistency. As validated quantitatively in Table II, our method secures the optimal performance in temporal metrics, confirming its robustness in maintaining long-term global consistency.

IV. CONCLUSION

In this paper, we present MLV-Edit, a training-free and scalable framework for long video editing. By adopting a segment-wise editing strategy, MLV-Edit effectively extends short-video editing models to minute-level videos without additional training or length constraints. To address key challenges in long video editing, including inter-segment inconsistencies and effect drift, we introduce Velocity Blend to smooth transitions across segments and Attention Sink to enforce global semantic consistency. These designs jointly enable coherent temporal evolution and stable semantic control over long video sequences. Extensive experiments on the MLV-EVAL benchmark demonstrate that MLV-Edit consistently outperforms state-of-the-art methods in semantic alignment, temporal consistency, and visual stability. Overall, MLV-Edit provides an efficient and practical solution for high-quality long video editing and offers a promising direction for long-form video manipulation.

REFERENCES

- [1] Jay Zhangjie Wu, Yixiao Ge, Xintao Wang, Stan Weixian Lei, Yuchao Gu, Yufei Shi, Wynne Hsu, Ying Shan, Xiaohu Qie, and Mike Zheng Shou, “Tune-a-video: One-shot tuning of image diffusion models for text-to-video generation,” in *ICCV*, 2023, pp. 7623–7633.
- [2] Chenyang Qi, Xiaodong Cun, Yong Zhang, Chenyang Lei, Xintao Wang, Ying Shan, and Qifeng Chen, “Fatezero: Fusing attentions for zero-shot text-based video editing,” in *ICCV*, 2023, pp. 15932–15942.
- [3] Jonathan Ho, Ajay Jain, and Pieter Abbeel, “Denoising diffusion probabilistic models,” *NeurIPS*, vol. 33, pp. 6840–6851, 2020.
- [4] Yuanhang Li, Qi Mao, Lan Chen, Zhen Fang, Lei Tian, Xinyan Xiao, Libiao Jin, and Hua Wu, “Starvid: Enhancing semantic alignment in video diffusion models via spatial and syntactic guided attention refocusing,” *arXiv preprint arXiv:2409.15259*, 2024.
- [5] Lan Chen, Yuchao Gu, and Qi Mao, “Univid: Unifying vision tasks with pre-trained video generation models,” *arXiv preprint arXiv:2509.21760*, 2025.
- [6] Team Wan, Ang Wang, Baole Ai, Bin Wen, Chaojie Mao, Chen-Wei Xie, Di Chen, Feiwu Yu, Haiming Zhao, Jianxiao Yang, et al., “Wan: Open and advanced large-scale video generative models,” *arXiv preprint arXiv:2503.20314*, 2025.
- [7] Jiaming Song, Chenlin Meng, and Stefano Ermon, “Denoising diffusion implicit models,” *arXiv preprint arXiv:2010.02502*, 2020.
- [8] Michal Geyer, Omer Bar-Tal, Shai Bagon, and Tali Dekel, “Tokenflow: Consistent diffusion features for consistent video editing,” *arXiv preprint arXiv:2307.10373*, 2023.
- [9] Ozgur Kara, Bariscan Kurtkaya, Hidir Yesiltepe, James M Rehg, and Pinar Yanardag, “Rave: Randomized noise shuffling for fast and consistent video editing with diffusion models,” in *CVPR*, 2024, pp. 6507–6516.
- [10] Shuheng Zhang, Yuqi Liu, Hongbo Zhou, Jun Peng, Yiyi Zhou, Xiaoshuai Sun, and Rongrong Ji, “Adaflow: Efficient long video editing via adaptive attention slimming and keyframe selection,” *arXiv preprint arXiv:2502.05433*, 2025.
- [11] Zeyinzi Jiang, Zhen Han, Chaojie Mao, Jingfeng Zhang, Yulin Pan, and Yu Liu, “Vace: All-in-one video creation and editing,” *arXiv preprint arXiv:2503.07598*, 2025.
- [12] Yuanhang Li, Yiren Song, Junzhe Bai, Xinran Liang, Hu Yang, Libiao Jin, and Qi Mao, “Ic-effect: Precise and efficient video effects editing via in-context learning,” *arXiv preprint arXiv:2512.15635*, 2025.
- [13] Minghan Li, Chenxi Xie, Yichen Wu, Lei Zhang, and Mengyu Wang, “Five: A fine-grained video editing benchmark for evaluating emerging diffusion and rectified flow models,” *arXiv preprint arXiv:2503.13684*, 2025.
- [14] Yuxuan Bian, Zhaoyang Zhang, Xuan Ju, Mingdeng Cao, Liangbin Xie, Ying Shan, and Qiang Xu, “Videopainter: Any-length video inpainting and editing with plug-and-play context control,” in *SIGGRAPH*, 2025, pp. 1–12.
- [15] Josh Achiam, Steven Adler, Sandhini Agarwal, Lama Ahmad, Ilge Akkaya, Florencia Leoni Aleman, Diogo Almeida, Janko Altmenschmidt, Sam Altman, Shyamal Anadkat, et al., “Gpt-4 technical report,” *arXiv preprint arXiv:2303.08774*, 2023.
- [16] Mathilde Caron, Hugo Touvron, Ishan Misra, Hervé Jégou, Julien Mairal, Piotr Bojanowski, and Armand Joulin, “Emerging properties in self-supervised vision transformers,” in *ICCV*, 2021, pp. 9650–9660.
- [17] Alec Radford, Jong Wook Kim, Chris Hallacy, Aditya Ramesh, Gabriel Goh, Sandhini Agarwal, Girish Sastry, Amanda Askell, Pamela Mishkin, Jack Clark, et al., “Learning transferable visual models from natural language supervision,” in *ICML*, 2021, pp. 8748–8763.
- [18] Yi Wang, Yanan He, Yizhuo Li, Kunchang Li, Jiashuo Yu, Xin Ma, Xinhao Li, Guo Chen, Xinyuan Chen, Yaohui Wang, et al., “Internvid: A large-scale video-text dataset for multimodal understanding and generation,” *arXiv preprint arXiv:2307.06942*, 2023.
- [19] Haoning Wu, Erli Zhang, Liang Liao, Chaofeng Chen, Jingwen Hou, Annan Wang, Wenxiu Sun, Qiong Yan, and Weisi Lin, “Exploring video quality assessment on user generated contents from aesthetic and technical perspectives,” in *ICCV*, 2023, pp. 20144–20154.
- [20] Wei-Sheng Lai, Jia-Bin Huang, Oliver Wang, Eli Shechtman, Ersin Yumer, and Ming-Hsuan Yang, “Learning blind video temporal consistency,” in *ECCV*, 2018, pp. 170–185.
- [21] Quan Huynh-Thu and Mohammed Ghanbari, “Scope of validity of psnr in image/video quality assessment,” *Electron. Lett.*, vol. 44, no. 13, pp. 800–801, 2008.