

LEC-KG: An LLM-Embedding Collaborative Framework for Domain-Specific Knowledge Graph Construction — A Case Study on SDGs

Yikai Zeng^a, Yingchao Piao^a and Jianhui Li^{a,*}

^aComputer Network Information Center, Chinese Academy of Sciences, Beijing, 100190, China

ARTICLE INFO

Keywords:

Knowledge Graph Construction
Relation Extraction
LLM-KGE Collaboration
Long-tail Distribution
Sustainable Development Goals

ABSTRACT

Constructing domain-specific knowledge graphs from unstructured text remains challenging due to heterogeneous entity mentions, long-tail relation distributions, and the absence of standardized schemas. We present **LEC-KG**, a bidirectional collaborative framework that integrates the semantic understanding of Large Language Models (LLMs) with the structural reasoning of Knowledge Graph Embeddings (KGE). Our approach features three key components: (1) hierarchical coarse-to-fine relation extraction that mitigates long-tail bias, (2) evidence-guided Chain-of-Thought feedback that grounds structural suggestions in source text, and (3) semantic initialization that enables structural validation for unseen entities. The two modules enhance each other iteratively—KGE provides structure-aware feedback to refine LLM extractions, while validated triples progressively improve KGE representations. We evaluate LEC-KG on Chinese Sustainable Development Goal (SDG) reports, demonstrating substantial improvements over LLM baselines, particularly on low-frequency relations. Through iterative refinement, our framework reliably transforms unstructured policy text into validated knowledge graph triples.

1. Introduction

The United Nations Sustainable Development Goals (SDGs) comprise 17 interconnected objectives requiring synthesis of heterogeneous information from policy documents, governmental reports, and statistical data [1, 2]. Knowledge graphs (KGs) provide a structured paradigm for organizing such complex knowledge, and their integration with Large Language Models (LLMs) through Retrieval-Augmented Generation has demonstrated potential for decision support [3, 4]. However, automatically constructing domain-specific KGs from unstructured text remains difficult, particularly in specialized domains like SDGs where standardized schemas are absent [5, 6]. These difficulties motivate our investigation into the specific challenges of SDG-oriented KG construction.

Two key challenges hinder progress in this area. **First**, the SDG domain lacks a standardized ontology for consistently categorizing entities and relations, complicating entity normalization when the same concept appears with regional or institutional variations [5, 7]. **Second**, relation distributions in real-world corpora follow a long-tail pattern: generic relations dominate while policy-relevant interactions—such as synergies and trade-offs among targets—receive limited supervision yet are central to integrated decision-making [8, 9].

Existing approaches exhibit complementary limitations that prevent them from fully addressing these challenges. Traditional pipeline methods require extensive labeled data

and domain-specific engineering, limiting adaptability [5]. LLM-based approaches enable zero-shot extraction but tend to generate hallucinated content and underperform on infrequent relation types, as their pre-training corpora exhibit similar class imbalance [10, 4]. Knowledge Graph Embedding (KGE) methods such as RotatE [11] capture structural patterns effectively but cannot process unstructured text directly. Moreover, when applying KGE to evolving document collections, unseen entities pose a fundamental obstacle—embeddings cannot be computed for entities absent from training data [12, 13]. No existing framework bridges LLMs’ semantic understanding with KGE’s structural reasoning while addressing these practical constraints.

To address these limitations, we propose **LEC-KG**, a bidirectional collaborative framework. KGE provides structure-aware feedback to guide LLM extraction through evidence-grounded reasoning, while LLM-validated triples progressively improve KGE representations through uncertainty-based active selection. To handle unseen entities that emerge in new documents, we introduce a semantic initialization strategy that projects entity mentions into the KGE space via learned alignment. For the long-tail problem, we employ hierarchical relation classification that reduces the search space for infrequent relations.

The main contributions of this paper are:

- A **bidirectional collaborative architecture** enabling mutual enhancement between LLMs and KGE through two channels: evidence-guided Chain-of-Thought feedback (KGE→LLM) and uncertainty-based active selection (LLM→KGE).

*Corresponding author

✉ lijh@cnic.cn (J. Li)

ORCID(s):

- A **semantic initialization strategy** that projects unseen entities into the KGE space via learned alignment, enabling structural validation for entities absent from training data.
- Comprehensive experiments on Chinese SDG reports demonstrating 36.8% Micro-F1, an 11.2 point improvement over LLM few-shot extraction, with doubled performance on tail relations (13.3% vs 6.7%).

2. Related Work

2.1. Knowledge Graph Construction from Text

Knowledge graph construction aims to automatically extract entities, relations, and facts from unstructured text to build structured representations [14, 15]. This fundamental task has attracted increasing attention through large language model-based approaches [4, 16].

Traditional pipeline methods decompose construction into sequential subtasks: named entity recognition, entity linking, and relation extraction [15]. While modular, this design suffers from error propagation and relies heavily on annotated data and feature engineering, limiting adaptability to new domains [17, 18]. End-to-end neural methods address this limitation by jointly modeling entity and relation extraction [19, 20], but still require substantial supervised data.

LLMs enable zero-shot and few-shot extraction without task-specific fine-tuning [16, 21]. However, LLM-based extraction introduces challenges: hallucination of factually incorrect triples, lack of structural consistency mechanisms, and bias toward frequent relations at the expense of rare but important types [22, 10]. These limitations motivate complementary validation mechanisms to verify LLM-generated extractions.

2.2. Knowledge Graph Embedding and Completion

Knowledge graph embedding methods represent entities and relations as low-dimensional vectors while preserving structural semantics, enabling link prediction for knowledge graph completion [17, 23].

Translation-based models interpret relations as geometric transformations between entity vectors. TransE [24] pioneered this direction, while subsequent models such as TransH [25] and TransR [26] addressed limitations in handling complex relation patterns. RotatE [11] advances the paradigm by defining relations as rotations in complex space, capturing symmetric, antisymmetric, inverse, and compositional patterns simultaneously.

Semantic matching models—including DistMult [27], ComplEx [28], and ConvE [29]—measure triple plausibility through multiplicative interactions with varying expressiveness.

Text-aware embedding methods incorporate entity descriptions or contextual information into representations.

DKRL [30] jointly learns from structure and text via CNN-based encoders, while KG-BERT [31] and KEPLER [32] leverage pre-trained language models to encode textual descriptions alongside structural patterns. However, these methods require entity descriptions as additional input and focus on enhancing entity representations rather than extracting new relations from unstructured documents.

Beyond text awareness, embedding methods face the long-tail challenge: real-world knowledge graphs exhibit skewed distributions where important relations have few instances, causing embeddings to underperform on rare but semantically significant relations [33, 8]. Addressing effective extraction from documents requires not only textual understanding but also targeted support for underrepresented relations.

2.3. Hierarchical Approaches for Relation Extraction

Hierarchical approaches address long-tail relation distributions through coarse-to-fine classification that progressively narrows prediction scope from general categories to specific types. Han et al. [34] proposed hierarchical attention for distantly supervised extraction, exploiting semantic correlations within relation hierarchies to improve performance on infrequent relations. Subsequent work incorporated knowledge graph embeddings to model relational dependencies among class labels, enabling information propagation from frequent to rare relations [35]. Hierarchical structures also serve as constraints for detecting noisy instances and reducing hallucination in LLM-based systems [36, 37, 38].

Despite these advances, existing hierarchical methods focus predominantly on extraction and operate independently from downstream KG completion. They do not leverage graph-level structural signals to refine predictions or propagate improvements back to the extraction stage.

2.4. Integrating Large Language Models with Knowledge Graphs

The complementary strengths of LLMs and knowledge graphs have motivated substantial research into their unification. Pan et al. [4] categorize approaches into three paradigms: KG-enhanced LLMs, which incorporate structured knowledge through retrieval-augmented generation [39] or knowledge-aware pre-training [40]; LLM-augmented KGs, which leverage language understanding for KG tasks including extraction and completion [16]; and Synergized LLMs+KGs, which envisions mutual enhancement through iterative refinement.

Within the synergized paradigm, recent work explores tighter coupling between LLMs and structural embeddings. KoPA [41] projects structural embeddings into textual space for structure-aware reasoning, while KICGPT [42] retrieves

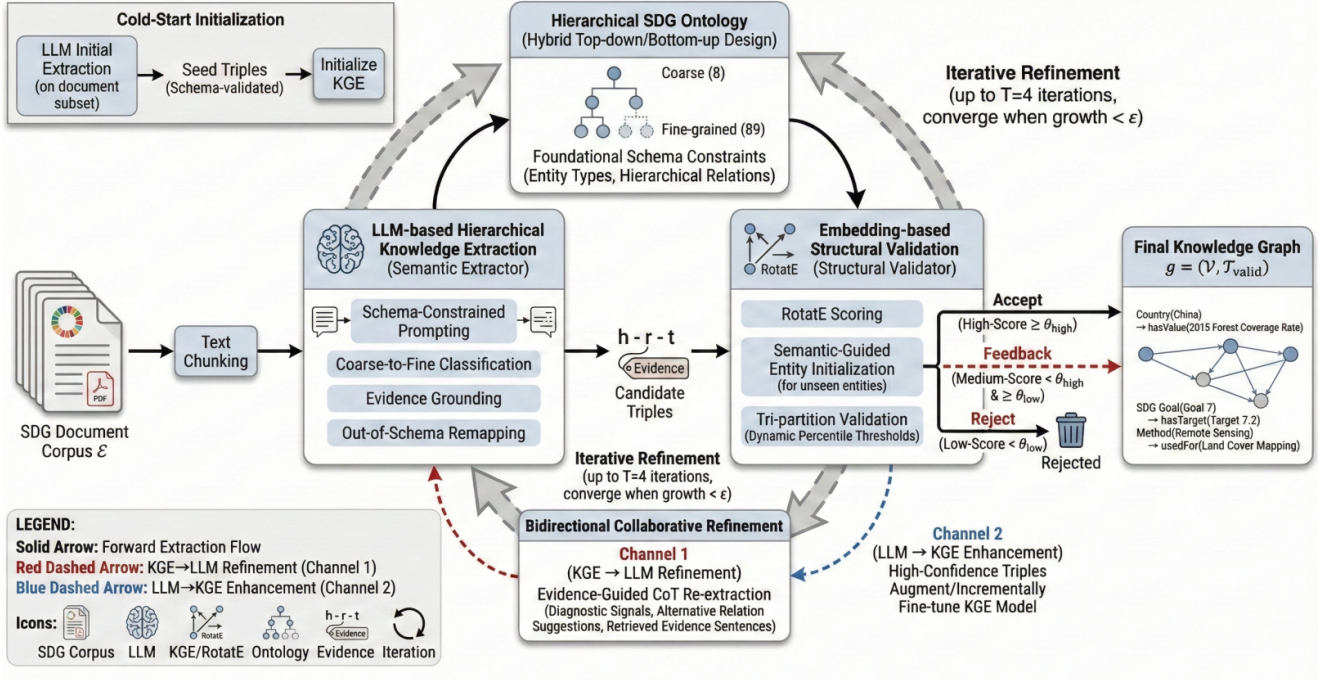


Figure 1: Overview of the LEC-KG framework. Solid arrows indicate forward extraction flow; dashed arrows represent feedback channels: red for KGE→LLM refinement and blue for LLM→KGE enhancement.

relevant triples as context for LLM-based completion. Multi-agent frameworks coordinate specialized agents for extraction, verification, and refinement [43], though these primarily coordinate LLM agents rather than establishing closed-loop feedback between semantic reasoning and structural validation.

Despite these advances, a critical gap remains: existing methods operate predominantly in one direction—structural embeddings may inform LLM predictions, but LLM outputs do not refine embedding representations. The absence of closed-loop feedback between LLM-based semantic understanding and embedding-based structural reasoning limits iterative quality improvement and global consistency. Bridging this gap motivates our proposed framework.

3. Methodology

3.1. Problem Formulation and Framework Overview

3.1.1. Problem Definition

Given a document corpus $D = \{d_1, d_2, \dots, d_n\}$ and a predefined ontology $\mathcal{O} = (\mathcal{E}, \mathcal{R}^H, \mathcal{C})$, our objective is to construct a knowledge graph $\mathcal{G} = (\mathcal{V}, \mathcal{T})$. Here, \mathcal{E} denotes entity types, $\mathcal{R}^H = (\mathcal{R}^c, \mathcal{R}^f)$ represents a two-level relation hierarchy with coarse-grained categories \mathcal{R}^c and fine-grained types \mathcal{R}^f , and \mathcal{C} specifies domain constraints including permissible entity type pairs for each relation.

A triple $\tau = (h, r, t)$ is considered valid if it satisfies both schema constraints (entity types conform to \mathcal{C}) and structural plausibility (embedding score $s(\tau) \geq \theta$).

3.1.2. Bidirectional Collaboration Mechanism

Our framework establishes bidirectional information flow between an LLM (semantic extractor) and a KGE model (structural validator), as illustrated in Figure 1.

Forward Pass. The LLM extracts candidate triples from documents under ontology constraints (Section 3.3), with relations predicted via hierarchical classification implicitly encoded in the prompt (Section 3.3.2). The KGE model computes structural plausibility scores for validation (Section 3.4).

Backward Pass. Based on validation outcomes, triples are routed through two feedback channels:

Channel 1 (KGE → LLM): Low-scoring triples ($s(\tau) < \theta$) trigger re-extraction. The KGE model provides diagnostic feedback including alternative relation candidates, guiding the LLM to reconsider predictions with evidence from source text.

Channel 2 (LLM → KGE): High-confidence triples ($s(\tau) \geq \theta_{\text{high}}$, where $\theta_{\text{high}} > \theta$) augment the KGE training set, enabling progressive expansion of domain-specific pattern coverage.

The detailed feedback mechanism is presented in Section 3.5. Iteration continues until relative growth in validated triples falls below ϵ or maximum iterations T is reached.

3.1.3. Cold-Start Initialization

A key challenge is initializing the KGE model without pre-existing labeled triples. We adopt a two-stage cold-start

Algorithm 1 LEC-KG: Bidirectional Collaborative KG Construction

Require: Corpus \mathcal{D} , Ontology \mathcal{O} , LLM \mathcal{M}_{LLM} , KGE model \mathcal{M}_{KGE}

Ensure: Knowledge Graph $\mathcal{G} = (\mathcal{V}, \mathcal{T}_{\text{valid}})$

Params: Thresholds $\theta < \theta_{\text{high}}$, max iterations T , convergence ϵ

// Phase 1: Cold-Start Initialization

- 1: $\mathcal{T}_{\text{init}} \leftarrow$ LLM extraction on subset of \mathcal{D}
- 2: $\mathcal{T}_{\text{seed}} \leftarrow \{\tau \in \mathcal{T}_{\text{init}} \mid \text{schema}(\tau) = \text{true}\}$
- 3: Initialize \mathcal{M}_{KGE} on $\mathcal{T}_{\text{seed}}$; $\mathcal{T}_{\text{valid}} \leftarrow \emptyset$

// Phase 2: Iterative Refinement

- 4: $\mathcal{T}_{\text{cand}} \leftarrow$ LLM extraction on full \mathcal{D}
- 5: **for** $t = 1$ to T **do**
- 6: Score all $\tau \in \mathcal{T}_{\text{cand}}$; accept $\{\tau \mid s(\tau) \geq \theta\}$ into $\mathcal{T}_{\text{valid}}$
- 7: **if** relative growth $< \epsilon$ **then break**
- 8: **end if**
- 9: Channel 1: Re-extract $\{\tau \mid s(\tau) < \theta\}$ with KGE feedback $\rightarrow \mathcal{T}_{\text{cand}}$
- 10: Channel 2: Fine-tune \mathcal{M}_{KGE} on $\{\tau \mid s(\tau) \geq \theta_{\text{high}}\}$
- 11: **end for**
- 12: **return** $\mathcal{G} = (\mathcal{V}, \mathcal{T}_{\text{valid}})$

strategy [44, 12]: (1) the LLM performs initial extraction on a document subset, producing candidate triples; (2) candidates passing schema validation in \mathcal{C} serve as seed triples for KGE initialization. This bootstrapping enables the framework to operate without manual annotation while providing sufficient structural signal for subsequent validation. The semantic initialization strategy for handling unseen entities during this process is detailed in Section 3.4.

3.2. Hierarchical SDG Ontology Design

The quality of schema-constrained extraction critically depends on a well-designed ontology. Our hierarchical SDG ontology defines entity types, relation types, and constraints following a hybrid methodology combining top-down guidance with bottom-up corpus-driven refinement.

3.2.1. Design Methodology

Preliminary experiments with unconstrained LLM extraction from SDG documents yielded over 200 distinct relation expressions. The LLM generated semantically plausible but inconsistent expressions (e.g., “locatedIn”, “situatedAt”, “withinRegionOf” for identical spatial relationships), preventing reliable mapping to a coherent graph structure. This observation motivated a schema-constrained approach requiring systematic ontology design.

We adopted a hybrid methodology to balance domain coverage with corpus-specific patterns:

Top-down Guidance. We reference SustainGraph [45] and the UN SDG indicator framework for foundational structure, establishing principled entity types (Goals, Targets, Indicators) and their relationships with geographical and temporal dimensions.

Bottom-up Refinement. To capture patterns specific to Chinese SDG reports, we performed iterative refinement on the 200+ extracted expressions: LLM-assisted semantic clustering followed by manual verification consolidated these into 89 standardized relation types grouped into 8 coarse-grained categories.

3.2.2. Entity Type Hierarchy

Our ontology defines 12 entity types organized hierarchically (Figure 2), capturing three taxonomic relationships:

- **Administrative:** Country \rightarrow Province \rightarrow City; Basin \rightarrow Sub-basin
- **SDG Framework:** Goal \rightarrow Target \rightarrow Indicator
- **Meronymic:** e.g., “Salt marsh vegetation” includes “Phragmites” and “Suaeda”

Table 3.2.2 summarizes entity types with examples. Types are mutually exclusive at leaf level while allowing hierarchical inheritance—a relation can constrain its domain to GeographicEntity to accept all geographic subtypes.

3.2.3. Hierarchical Relation Schema

Our schema comprises 8 coarse-grained categories containing 89 fine-grained relation types, directly supporting the hierarchical classification strategy (Section 3.3). Statistics are computed from our manually annotated evaluation set of 1,758 triples (detailed in Section 4.1.1).

Long-tail Distribution. Extracted triples exhibit severe class imbalance (Figure 3): the most frequent relation (“has-Value”) accounts for 685 instances while 23 relations appear fewer than 5 times. This long-tail distribution motivates our hierarchical approach—first classifying into coarse categories with sufficient training signal before fine-grained prediction.

Coarse-grained Categories. Table 1 presents the complete hierarchical relation schema, organizing all 89 fine-grained relation types into 8 coarse-grained categories. This comprehensive categorization supports the model in distinguishing subtle semantic differences between relations such as *locatedIn* and *distributedIn*.

Schema Constraints. The complete schema—including entity type definitions, hierarchical relations, and domain/range constraints—is encoded into extraction prompts to constrain the LLM’s output space (detailed in Section 3.3). This prevents semantic drift where unconstrained generation produces diverse synonymous expressions for identical relationships.

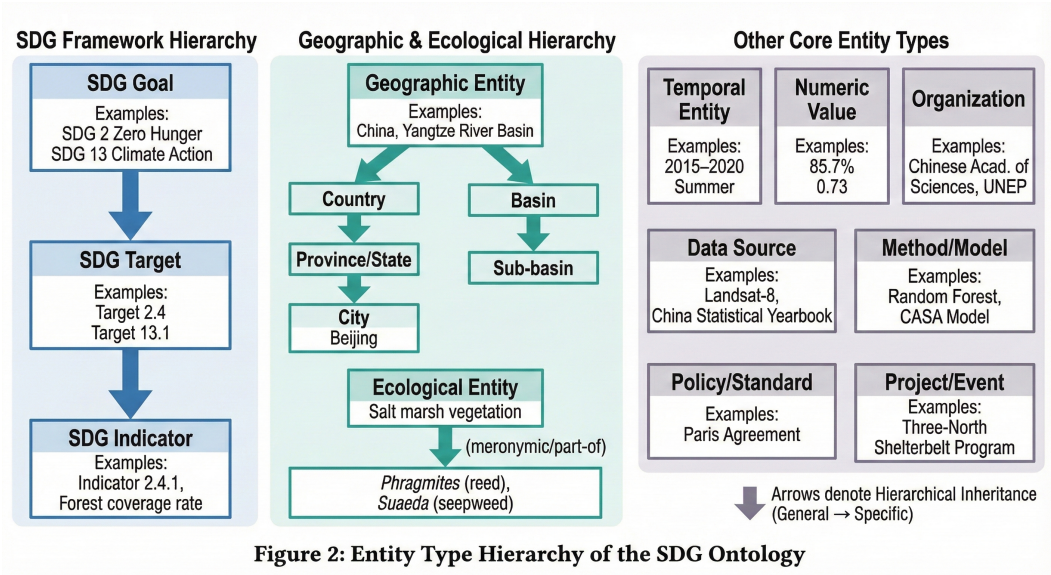


Figure 2: Entity Type Hierarchy of the SDG Ontology

Figure 2: Entity type hierarchy. Solid arrows indicate subtype relationships; dashed arrows indicate meronymic (part-of) relationships.

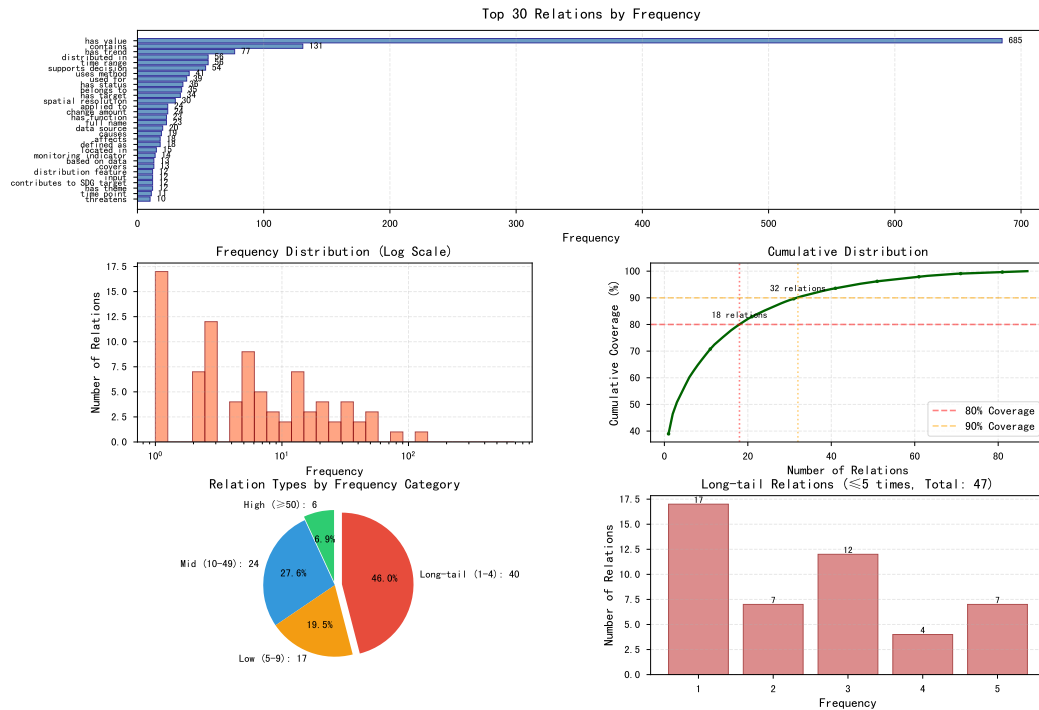


Figure 3: Long-tail distribution of relation types in our annotated dataset (1,758 triples). The top 10 relations account for 68.2% of instances.

Comparison with SustainGraph. Our ontology extends SustainGraph [45] with three enhancements for Chinese scientific reports: (1) detailed provenance chains capturing data sources and processing pipelines, (2) fine-grained quantitative relations reflecting statistical content, and (3) causality relations capturing analytical findings.

3.3. Hierarchical Knowledge Extraction

SDG relation types exhibit severe long-tail distribution where head classes dominate training signal. Direct classification without structural guidance suffers from head-class bias and schema drift. We present a hierarchical extraction strategy that leverages the coarse-to-fine ontology structure

Table 1

Hierarchical relation schema with 8 coarse-grained categories and 89 fine-grained relation types. Relations marked with \dagger are long-tail types (frequency < 5).

Category	Fine-grained Relations	Count
<i>Definition & Naming</i>	definedAs, fullNameOf, abbreviationOf, aliasOf †	4
<i>Hierarchy & Composition</i>	belongsTo, contains, composedOf, partOf	4
<i>Spatiotemporal</i>	locatedIn, distributedIn, covers, timePointOf, timeRangeOf, startsAt, endsAt, publishedOn, implementedAt, spatialDistributionPattern, displayScale	11
<i>Quantitative</i>	hasValue, hasUnit, valueRangeOf, maxValueOf, minValueOf, thresholdOf, precisionOf, meanValueOf, medianOf, stdDevOf, spatialResolution, temporalResolution, gridSizeOf, updateFrequency	14
<i>Trend & Change</i>	trendOf, changeAmountOf, changeRateOf, yoyChangeOf, momChangeOf, growthRateOf †	6
<i>Provenance & Method</i>	dataSourceOf, publishedBy, providedBy, producedBy, citedFrom, hasInput † , hasOutput † , usesMethod, usesModel, usesAlgorithm † , integratedWith, basedOnData, basedOnAssumption † , evaluationMethod, validationMethod, monitoringIndicator, monitoringDataType †	17
<i>Causality & Impact</i>	causes, affects, threatens, promotes, reduces, mitigates, exacerbates, dependsOn, constrainedBy, requires	10
<i>Application & Status</i>	usedFor, appliedTo, supportsDecision, constructs, deploys, integrates, implements, hasFunction, canIdentify, canDetect † , statusOf, progressOf † , completionOf, milestoneOf, versionOf, hasProblem, hasDefect, bottleneckOf, riskOf, relatedToSDG, correspondsToSDG † , contributesToSDG, promotesSDG	23
Total		89

(Section 3.2) within a single-pass LLM framework using DeepSeek [46].

3.3.1. Single-Pass Hierarchical Extraction

Unlike pipeline approaches that separate entity recognition from relation extraction, we adopt joint extraction where the LLM simultaneously identifies entities, relations, and supporting evidence in a single inference pass. This design reduces error propagation and leverages the LLM’s ability to capture contextual dependencies.

Document Chunking. Documents are segmented into 2,000-character chunks with 200-character overlap to handle long documents while preserving local context for relation extraction.

Hierarchical Output Format. For each chunk, the LLM extracts tuples containing five components:

$$\tau_{\text{raw}} = (h, r, t, e, c) \quad (1)$$

where h and t are head and tail entities, r is the fine-grained relation, e is supporting evidence (verbatim text span), and $c \in \mathcal{R}^c$ is the coarse-grained relation category. The evidence e grounds extractions in source text and enables evidence-guided feedback during collaborative refinement (Section 3.5).

Coarse-to-Fine Classification via Prompting. The prompt encodes our two-level relation hierarchy (Section 3.2), requiring the LLM to: (1) first determine the coarse category c from 8 options, constraining the semantic scope; (2) then select the fine-grained relation r from the subset $\mathcal{R}^f(c)$ associated with that category. This reduces the effective search space from 89 relations to an average of 11 per category, mitigating long-tail bias by ensuring tail relations compete only within their semantic neighborhood.

Algorithm 2 presents the complete extraction procedure including out-of-schema handling.

3.3.2. Schema-Constrained Prompt Design

Effective prompt design is critical for schema compliance and extraction quality.

Ontology Encoding. The prompt embeds the complete hierarchical schema (detailed in Table 1), including: entity type definitions with examples, the 8 coarse-grained categories with semantic descriptions, and fine-grained relations organized under each category.

Hierarchical Instruction. The prompt explicitly instructs coarse-to-fine reasoning:

“For each relation, first determine which of the 8 categories it belongs to, then select the most appropriate

Algorithm 2 Hierarchical Knowledge Extraction

Require: Document d , Ontology $\mathcal{O} = (\mathcal{E}, \mathcal{R}^H, \mathcal{C})$, LLM \mathcal{M}_{LLM}

Ensure: Candidate triples $\mathcal{T}_{\text{cand}}$

// Phase 1: Chunking and Hierarchical Extraction

```

1:  $C_d \leftarrow \text{ChunkDocument}(d, \text{size}=2000, \text{overlap}=200)$ 
2:  $\mathcal{T}_{\text{raw}} \leftarrow \emptyset$ 
3: for all chunk  $c \in C_d$  do
4:    $\mathcal{P} \leftarrow \text{BuildHierarchicalPrompt}(c, \mathcal{O}||)$ 
5:    $\mathcal{T}_c \leftarrow \mathcal{M}_{\text{LLM}}(\mathcal{P})$ 
6:    $\mathcal{T}_{\text{raw}} \leftarrow \mathcal{T}_{\text{raw}} \cup \mathcal{T}_c$ 
7: end for

```

// Phase 2: Schema Validation and Remapping

```

8:  $\mathcal{T}_{\text{cand}} \leftarrow \emptyset$ ;  $\mathcal{T}_{\text{oos}} \leftarrow \emptyset$ 
9: for all  $\tau = (h, r, t, e, c) \in \mathcal{T}_{\text{raw}}$  do
10:  if  $r \in \mathcal{R}^f(c)$  then
11:     $\mathcal{T}_{\text{cand}} \leftarrow \mathcal{T}_{\text{cand}} \cup \{(h, r, t, e)\}$ 
12:  else
13:     $\mathcal{T}_{\text{oos}} \leftarrow \mathcal{T}_{\text{oos}} \cup \{\tau\}$ 
14:  end if
15: end for

```

// Phase 3: Out-of-Schema Remapping

```

16: for all  $\tau = (h, r, t, e, c) \in \mathcal{T}_{\text{oos}}$  do
17:   $r' \leftarrow \mathcal{M}_{\text{LLM}}(\text{RemapPrompt}(\tau, \mathcal{R}^f(c)))$ 
18:  if  $r' \in \mathcal{R}^f(c)$  then
19:     $\mathcal{T}_{\text{cand}} \leftarrow \mathcal{T}_{\text{cand}} \cup \{(h, r', t, e)\}$ 
20:  end if
21: end for
22: return  $\mathcal{T}_{\text{cand}}$ 

```

fine-grained relation from that category. Output both the category and the specific relation."

Semantic Mapping Guidelines. To handle linguistic variation, the prompt includes mapping guidelines for common paraphrases (e.g., "sourced from" \rightarrow dataSourceOf, "located at" \rightarrow locatedIn) and directionality requirements for correct subject-object ordering.

Few-shot Demonstrations. We include 3–5 representative examples covering diverse relation categories (Table 2), demonstrating the expected output format with both coarse category and fine-grained relation.

Confidence Estimation. Each triple includes an LLM self-assessed confidence $p_{\text{llm}} \in [0, 1]$ based on relation explicitness in the source text. Triples with $p_{\text{llm}} < 0.5$ are flagged for priority review during collaborative refinement Section 3.5.

Table 2

Few-shot demonstrations for hierarchical extraction.

Evidence	Category	Triple
Forest coverage reached 23.04%.	Quantitative	(Forest coverage, hasValue, 23.04%)
Data derived from MODIS satellite.	Provenance	(Data, dataSourceOf, MODIS)
Study area in Yangtze River Basin.	Spatiotemporal	(Study area, locatedIn, Yangtze River Basin)
Random Forest used for classification.	Provenance	(Classification, usesMethod, Random Forest)
Climate change exacerbated drought.	Causality	(Climate change, exacerbates, Drought risk)

3.3.3. Out-of-Schema Relation Remapping

Despite schema constraints, LLMs occasionally generate relations outside the predefined set due to semantic paraphrasing. We address this through targeted remapping.

Detection. For each extracted tuple (h, r, t, e, c) , we verify whether $r \in \mathcal{R}^f(c)$. Triples failing this check are flagged as out-of-schema (OOS).

Evidence-Guided Remapping. OOS tuples are processed by a second LLM call receiving: (1) the original triple with evidence e ; (2) the valid relation set $\mathcal{R}^f(c)$ for the predicted category; (3) instruction to select the closest semantic match or indicate no suitable match exists.

Fallback. If remapping fails (i.e., no suitable match is found), the tuple is discarded. This conservative strategy prioritizes precision over recall to prevent noisy or semantically drifted triples from entering the knowledge graph and degrading downstream KGE training [11, 44]. Introducing structurally invalid triples into incremental embedding updates can amplify error propagation in iterative frameworks, ultimately compromising global consistency and plausibility scoring.

3.3.4. Hallucination Mitigation

Our framework addresses hallucination through three complementary mechanisms:

- **Schema-level constraint:** Relations must be selected from the predefined ontology, preventing free-form generation of inconsistent predicates.
- **Evidence grounding:** Each triple includes supporting text span e , enabling verification that extractions are anchored in source content.

- **Structural validation:** The KGE model (Section 3.4) assigns low plausibility scores to locally coherent but globally inconsistent triples, providing complementary validation beyond textual grounding.

3.4. Embedding-based Structural Validation

This section details the structural validation mechanism that assesses triple plausibility from a graph-structural perspective, complementing the linguistic extraction (Section 3.3) and schema compliance ensured by the ontology (Section 3.2).

3.4.1. RotatE for Structural Scoring

We adopt RotatE [11] for structural validation due to its capacity to model symmetric, antisymmetric, inversion, and composition relations prevalent in SDG domains. RotatE interprets relations as rotations in complex vector space:

$$s(\tau) = \sigma(-\|\mathbf{h} \circ \mathbf{r} - \mathbf{t}\|) \quad (2)$$

where $\mathbf{h}, \mathbf{r}, \mathbf{t} \in \mathbb{C}^d$ are complex embeddings of head entity, relation, and tail entity respectively, \circ denotes element-wise product, and σ is the sigmoid function. Higher scores indicate greater structural plausibility.

We employ 512-dimensional embeddings with self-adversarial negative sampling. Training follows an incremental strategy: cold-start initialization with extracted triples, followed by updates incorporating high-confidence validated triples at each iteration.

3.4.2. Semantic-Guided Entity Initialization

A key challenge in applying KGE to document-level extraction is handling unseen entities—entities appearing in new documents but absent from the training set. Standard embedding models cannot score triples containing such entities.

Motivation. Semantically similar entities tend to occupy analogous structural roles in knowledge graphs—entities of the same type typically participate in similar relation patterns. This suggests that semantic representations from pre-trained language models may provide reasonable proxy for structural embeddings when the latter are unavailable. Moreover, prior work on cross-lingual word embeddings demonstrates that independently trained embedding spaces often exhibit approximate linear alignment [47], supporting the feasibility of learning a linear projection between semantic and structural spaces.

Cross-Space Projection. Based on this insight, we propose a semantic-guided initialization strategy. For unseen entities, we leverage Chinese-RoBERTa-wwm [48], which encodes entity mentions with rich contextual and type information acquired during pre-training on large-scale Chinese corpora. We project the resulting semantic vectors into RotatE space via a learned linear transformation:

$$\mathbf{e}_{\text{KGE}} = \mathbf{W} \cdot \text{RoBERTa}(e)_{[\text{CLS}]} + \mathbf{b} \quad (3)$$

where $\mathbf{W} \in \mathbb{R}^{1024 \times 768}$ maps the 768-dimensional RoBERTa output to the complex-valued RotatE space (512 dimensions $\times 2$ for real and imaginary components). The projection is trained on known entities by minimizing the distance between projected and learned embeddings.

This alignment enables scoring any triple regardless of whether its entities appeared during training. For known entities, we use learned RotatE embeddings directly; for unseen entities, we apply the trained projection.

3.4.3. Tri-partition Validation

Rather than binary accept/reject decisions, we route triples to three paths based on structural scores (Figure 4), enabling nuanced handling of uncertain extractions.

Dynamic Thresholds. Score distributions shift across iterations as embeddings improve. We use percentile-based thresholds (25th and 70th percentiles) that adapt dynamically to each iteration’s score distribution.

Routing Actions. Triples are routed based on their scores relative to thresholds:

$$\text{Route}(\tau) = \begin{cases} \text{ACCEPT} & \text{if } s(\tau) \geq \theta_{\text{high}} \\ \text{FEEDBACK} & \text{if } \theta_{\text{low}} \leq s(\tau) < \theta_{\text{high}} \\ \text{REJECT} & \text{if } s(\tau) < \theta_{\text{low}} \end{cases} \quad (4)$$

where thresholds are defined as:

$$\theta_{\text{low}}^{(t)} = \text{Percentile}_{25}(S^{(t)}), \quad \theta_{\text{high}}^{(t)} = \text{Percentile}_{70}(S^{(t)}) \quad (5)$$

ACCEPT triples enter the validated graph and augment training data for subsequent iterations. REJECT triples are discarded as likely extraction errors. FEEDBACK triples are sent to the LLM with diagnostic signals for re-evaluation (Section 3.5).

3.4.4. Diagnostic Signal Generation

For FEEDBACK triples, we generate actionable diagnostic signals beyond numeric scores to guide LLM re-extraction.

Alternative Relation Suggestion. We leverage RotatE’s link prediction capability to suggest alternative relations. Given a triple (h, r, t) with low score, we fix entity embeddings and rank candidate relations within the same coarse category $\mathcal{R}^f(c)$, returning the top- k alternatives. This category constraint maintains semantic coherence and prevents drift toward dominant relations.

Cold-Start Protection. During early iterations, embeddings lack sufficient training signal. We disable relation suggestions and provide only numeric scores to prevent misleading feedback.

The complete feedback mechanism, including evidence retrieval and LLM re-reasoning, is detailed in Section 3.5.

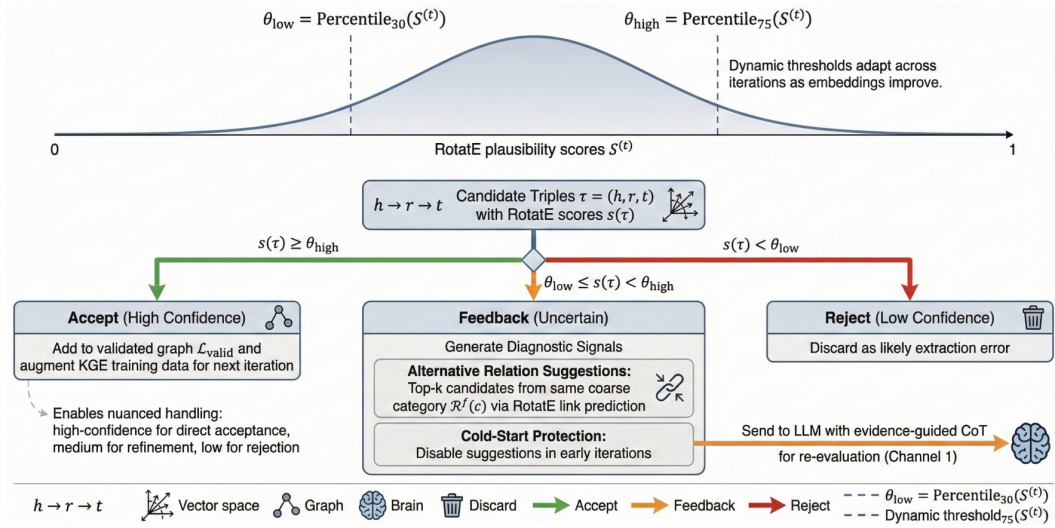


Figure 4: Tri-partition validation mechanism with dynamic thresholds and diagnostic feedback generation.

3.5. Bidirectional Collaborative Refinement

This section details the two feedback channels that form the core of our iterative refinement mechanism (Figure 5).

3.5.1. Channel 1: Evidence-Guided CoT Feedback (KGE → LLM)

A limitation of purely score-based feedback is that numeric scores lack textual grounding, potentially leading to hallucination when the LLM cannot verify suggestions against source text. We address this through evidence-guided chain-of-thought reasoning.

Evidence Retrieval. For each FEEDBACK triple (h, r, t) , we retrieve supporting evidence through entity-anchored sentence retrieval. Given our moderate corpus size, we employ deterministic exact-match: identifying sentences containing both head and tail entity mentions (or their aliases). This ensures high precision—every retrieved sentence is guaranteed to mention the relevant entities. When exact co-occurrence yields insufficient results, we relax to single-entity matching ranked by proximity to relation-indicative keywords.

Chain-of-Thought Prompt. We construct a structured prompt (Table 3) guiding the LLM through explicit reasoning: (1) evaluating whether the original relation is supported by evidence, (2) checking if suggested relations from RotatE have implicit support, (3) verifying schema constraints, and (4) producing corrected triples or confirming rejection.

Output Processing. Corrected triples re-enter the validation pipeline for the next iteration. This mechanism not only corrects extraction errors but also recovers implicit relations beneficial for long-tail types lacking explicit textual markers.

Table 3

Evidence-guided CoT feedback prompt template.

Evidence-Guided CoT Prompt Template

[System] You are an SDG knowledge extraction expert.

[User] A triple requires re-evaluation.

Original Triple: $\{\{head\}, \{relation\}, \{tail\}\}$

Structural Score: $\{score\}$ (threshold: $\{threshold\}$)

Alternative Relations (from KGE):

1. $\{r1\}$ 2. $\{r2\}$ 3. $\{r3\}$

Retrieved Evidence:

E1: “ $\{sentence_1\}$ ”

E2: “ $\{sentence_2\}$ ”

Instruction: Reason step by step:

1. Is the original relation supported by evidence?
2. Do alternative relations have implicit support?
3. Are schema constraints satisfied?
4. Output: corrected triple as JSON, or “reject”.

Retry Limit. To prevent infinite loops, triples failing validation after $K = 3$ attempts are permanently rejected.

3.5.2. Channel 2: Validated Triple Integration (LLM → KGE)

Channel 2 progressively improves KGE representations by incorporating validated extractions into the training set.

Confidence-Based Selection. Based on RotatE plausibility scores, triples are partitioned into three tiers using percentile thresholds:

- **Top 30%** (high confidence): Directly added to KGE training set
- **30%–75%** (medium confidence): Sent to Channel 1 for LLM verification; added if approved

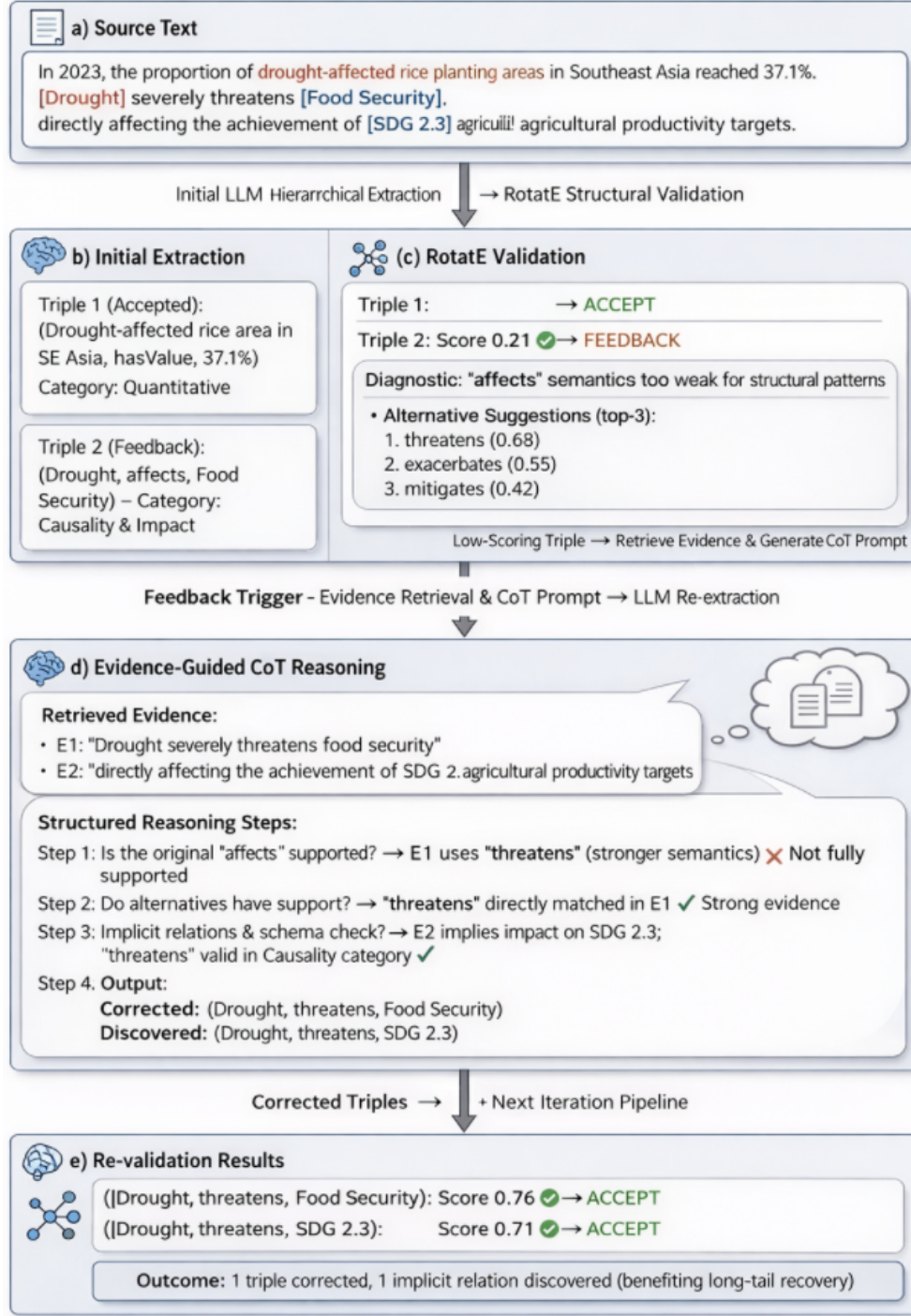


Figure 5: Bidirectional refinement: Channel 1 provides evidence-guided CoT feedback for LLM re-extraction; Channel 2 incorporates validated triples for KGE model updating.

- **Bottom 25%** (low confidence): Rejected as likely errors

This tiered approach balances precision and recall: high-confidence triples provide reliable training signal, while medium-confidence triples undergo additional verification

to recover valid extractions that structural scoring alone might miss.

Incremental KGE Update. After each iteration, the KGE model is updated with newly validated triples. We employ warm-start training initialized from the previous iteration's

parameters, fine-tuning for a limited number of epochs to incorporate new knowledge while preserving learned patterns.

3.5.3. Convergence and Termination

The iterative process terminates after $T = 4$ iterations. Empirically, we observe that the validated triple count stabilizes by iteration 3–4, with diminishing returns from additional cycles. The final knowledge graph comprises all triples accumulated across iterations that passed both structural validation and schema constraints.

4. Experiments

We conduct comprehensive experiments to evaluate our bidirectional collaborative framework. Our experiments address the following research questions:

- **RQ1:** Does our framework outperform existing extraction methods?
- **RQ2:** How does each component contribute to the overall performance?
- **RQ3:** How effective is the Evidence-Guided CoT Feedback mechanism?
- **RQ4:** How does the iterative refinement process converge?

4.1. Experimental Setup

4.1.1. Dataset Construction

Data Source. We construct a high-quality, domain-specific SDG knowledge graph dataset from the *Big Earth Data in Support of the Sustainable Development Goals* report series published by the Chinese Academy of Sciences. This authoritative scientific publication exhibits two key characteristics: (1) *Domain Authority*: authored by multi-disciplinary scientists covering environmental, economic, and social SDG indicators with standardized terminology; (2) *Textual Complexity*: containing extensive unstructured policy narratives, scientific arguments, and quantitative data, with each report averaging approximately 100,000 Chinese characters.

Temporal Split Strategy. Unlike conventional random splitting, we adopt a *temporal split* strategy to rigorously evaluate model performance under realistic knowledge evolution scenarios:

- **Training Set (Historical Knowledge):** Constructed from the 2023 report using an “LLM-assisted extraction + manual cleaning” pipeline, yielding 1,548 weakly-supervised triples that simulate learning from historical knowledge.
- **Test Set (Future Knowledge):** Constructed from the 2024 report through expert-level manual review, producing 1,758 gold-standard triples for rigorous evaluation.

Table 4
Dataset statistics.

Item	Train (2023)	Test (2024)
Report Length	~100K chars	~100K chars
#Triples	1,535	1,758
#Relation Types	74	87
#Unique Entities	2,132	2,761
Avg. Triples per Chunk	153.50	175.80
Annotation Method	LLM + Manual	Expert Review

This temporal extrapolation setup evaluates the model’s ability to generalize to emerging scientific discoveries and policy dynamics, which is more challenging than in-distribution testing and better reflects real-world knowledge graph evolution.

Dataset Statistics. Table 4 summarizes the dataset characteristics. Despite the low-resource regime, the dataset exhibits high information density with diverse entity and relation types.

4.1.2. Baselines

We select baselines that represent key paradigms in both LLM-based and traditional knowledge graph construction. This selection enables a direct evaluation of our core contributions: hierarchical schema constraints, evidence grounding, and bidirectional iterative refinement. Specifically, we include naive prompting (to highlight the necessity of hierarchy), traditional unconstrained extraction (to demonstrate the limitations of post-hoc mapping), and an ablated variant of our own pipeline (to isolate the impact of closed-loop feedback). We compare LEC-KG against the following methods:

- **LLM One-shot:** DeepSeek-V3 with a single demonstration example. This represents the minimal prompting baseline lacking hierarchical guidance, highlighting the challenges of relation inconsistency and long-tail bias inherent in flat LLM extraction.
- **LLM Few-shot:** DeepSeek-V3 with 5-shot in-context examples covering diverse relation types. This serves as a strong prompting baseline that attempts to mitigate long-tail issues through diverse demonstrations, allowing for a direct comparison with our hierarchical coarse-to-fine strategy.
- **OpenIE + Semantic Mapping:** Open Information Extraction followed by semantic clustering to map extracted relations to the 89 predefined types. This represents traditional unconstrained pipelines with post-hoc alignment, illustrating the limitations of error propagation compared to our upfront schema-constrained extraction.

Table 5

Implementation details and hyperparameter configurations.

Component	Configuration
<i>LLM Extraction</i>	
Model	DeepSeek-V3 (API)
Strategy	Hierarchical (8 coarse \rightarrow 89 fine)
Chunk Size	2,000 chars (200 overlap)
<i>Semantic Initialization</i>	
Encoder	Chinese-RoBERTa-wwm-ext (frozen)
Projection	Linear (768 \rightarrow 1024)
<i>RotatE Validation</i>	
Embedding Dim	512 (Complex Space)
Negative Sampling	Self-adversarial ($\alpha = 1.0$)
Update Strategy	Warm-start each iteration
<i>Channel 1: Evidence-Guided CoT</i>	
Evidence Retrieval	Entity-anchored exact match
Relation Suggestions	Top-3 from RotatE
Retry Limit	$K = 3$
<i>Channel 2: Triple Integration</i>	
High Confidence	Top 30% (Accept)
Medium Confidence	Middle 45% (Verify)
Low Confidence	Bottom 25% (Reject)
<i>Iteration</i>	
Max Iterations	$T = 4$
Convergence	$\epsilon = 0.01$

- **Schema-constrained (No Iter.):** Our full extraction pipeline (including hierarchical prompting and evidence grounding) but excluding the bidirectional refinement module. Implemented as a single-pass approach, this ablation directly quantifies the contribution of iterative closed-loop feedback to global consistency and performance.

4.1.3. Evaluation Metrics

We adopt Precision, Recall, and F1-score as primary metrics. We report both *Micro-F1* (overall performance) and *Macro-F1* (class-balanced, reflecting long-tail handling). A predicted triple is correct if both the entity pair and relation type match the ground truth.

To address surface form variations in entity mentions, we employ both exact matching and semantic similarity matching (cosine similarity ≥ 0.85 using sentence embeddings). Additionally, we conduct human evaluation on a random sample of 200 triples to assess true extraction quality.

For long-tail analysis, we partition relations into three groups: *Head* (>100 samples), *Medium* (20–100 samples), and *Tail* (<20 samples).

4.1.4. Implementation Details

Table 5 summarizes the implementation configurations. All experiments are conducted on NVIDIA A100 GPUs.

Table 6Overall performance comparison (%). Best in **bold**, second-best underlined.

Method	Prec.	Rec.	Micro-F1	Macro-F1
LLM One-shot	12.19	15.17	13.51	8.68
OpenIE + Mapping	19.85	27.47	23.62	12.58
LLM Few-shot	<u>24.16</u>	<u>27.08</u>	<u>25.54</u>	<u>10.19</u>
Ours	34.84	38.96	36.79	21.63

Table 7

Ablation results (%).

Variant	Prec.	Rec.	Micro-F1
Full Framework	34.84	38.96	36.79
w/o Evidence Retrieval	28.50	22.30	25.01
w/o Active Selection	33.20	21.80	26.35
w/o Semantic Init	32.00	25.40	28.30
w/o Iterative Refinement	24.20	19.40	21.50

4.2. Main Results (RQ1)

Table 6 compares overall performance. Our framework achieves the highest scores across all metrics.

Our framework yields 36.79% Micro-F1 and 21.63% Macro-F1, outperforming the strongest baseline (LLM Few-shot) by 11.25 and 11.44 points, respectively.

Precision. Our method achieves 34.84% precision, substantially higher than all baselines. LLM One-shot suffers from severe schema drift and hallucination (12.19%), while OpenIE produces noisy extractions (19.85%) due to the difficulty of mapping open-domain relations to predefined types. Our schema-constrained extraction combined with RotatE structural validation effectively filters implausible triples.

Recall. Our framework reaches 38.96% recall, improving 11.88 points over Few-shot. This gain stems from the Evidence-Guided CoT Feedback (Channel 1), which recovers medium-confidence triples through re-evaluation with textual evidence. Notably, OpenIE achieves moderate recall (27.47%) by extracting aggressively, but this comes at significant precision cost.

F1 Scores. The substantial Micro-F1 improvement demonstrates that our iterative refinement enhances both precision and recall simultaneously. The Macro-F1 gain (21.63% vs 10.19%) is particularly notable, indicating effective long-tail handling through our bidirectional collaboration mechanism. Detailed analysis is provided in Section 4.3.

4.3. Ablation Study (RQ2)

We ablate key components to validate their contributions (Table 7).

Evidence Retrieval (Channel 1). Removing evidence retrieval causes a substantial drop in both recall (38.96% \rightarrow 22.30%)

Table 8
F1 (%) by relation frequency.

Method	Head	Medium	Tail
LLM Few-shot	33.1	20.8	6.7
w/o Iterative	30.8	14.0	7.7
Full	47.4	28.1	13.3

and Micro-F1 (36.79%→25.01%, -11.78 points). This confirms that structural suggestions alone are insufficient—grounding predictions in source text is critical for recovering implicit relations and correcting extraction errors.

Active Selection (Channel 2). Without uncertainty-based active selection, recall drops significantly to 21.80%, leading to a Micro-F1 of 26.35% (-10.44 points). Notably, precision remains relatively stable (33.20%), indicating that active selection primarily contributes to expanding knowledge coverage by identifying informative samples that the model has not yet learned.

Semantic Initialization. Without RoBERTa-based semantic initialization, Micro-F1 decreases by 8.49 points (36.79%→28.30%). This degradation occurs because RotatE cannot effectively score triples containing out-of-vocabulary entities, confirming that semantic vector initialization is essential for temporal knowledge graph construction.

Iterative Refinement. Removing iteration entirely results in 21.50% Micro-F1 (-15.29 points), with notable decreases in both precision (24.20%) and recall (19.40%). Interestingly, this variant performs below LLM Few-shot (25.54%), as the initial RotatE model—trained only on historical data—tends to reject valid triples containing unseen patterns. This gap is progressively closed through iterative refinement, validating the cumulative benefit of multi-round collaboration.

4.3.1. Long-tail Analysis

Table 8 breaks down F1 by relation frequency.

Our framework consistently outperforms baselines across all frequency groups, with pronounced gains on Tail relations (13.3% vs 6.7% for Few-shot, nearly doubling). The iterative mechanism is particularly critical for the long tail, improving Tail F1 from 7.7% (w/o Iterative) to 13.3% (+5.6 points). These results validate that bidirectional collaboration effectively addresses the long-tail distribution challenge.

4.4. Convergence Analysis (RQ4)

Figure 6 tracks performance and knowledge graph scale across iterations.

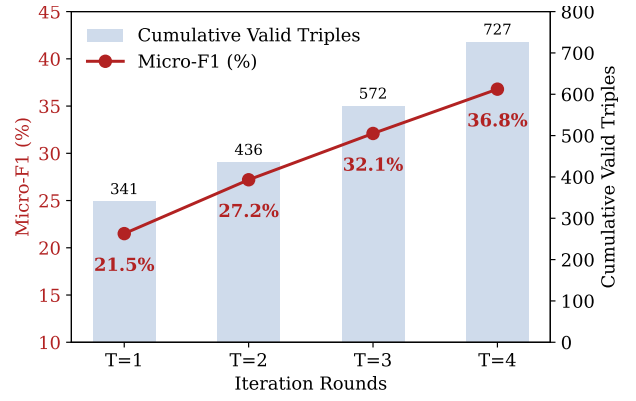


Figure 6: Convergence over iterations: Micro-F1 (%) and cumulative valid triples.

T=1 (Initialization). The framework establishes the initial knowledge graph with 21.5% Micro-F1 and 341 validated triples. At this stage, the RotatE model is undertrained, leading to conservative validation that filters some valid triples.

T=2 (Foundation Building). Channel 1’s Evidence-Guided CoT Feedback begins recovering erroneously rejected triples. Micro-F1 improves to 27.2% (+5.7 points), with the knowledge graph expanding to 436 triples.

T=3 (Accelerated Growth). The bidirectional collaboration enters its productive phase. Channel 2’s Active Selection identifies high-value samples that expand coverage, while Channel 1 continues refining extraction quality. Micro-F1 reaches 32.1% (+4.9 points), with 572 validated triples.

T=4 (Maturation). The framework achieves peak performance with 36.79% Micro-F1 (+4.69 points) and 727 validated triples. The continued improvement reflects the cumulative effect of progressively refined models.

Key Insight. Each iteration builds upon previous improvements, with consistent gains across all rounds. The knowledge graph more than doubles in size (341→727 triples) while Micro-F1 improves by 15.29 absolute points. This validates that bidirectional collaboration effectively balances extraction quality and knowledge coverage.

5. Discussion

5.1. Why Does Bidirectional Collaboration Work?

The effectiveness of our framework stems from the complementary strengths of LLMs and knowledge graph embeddings.

LLMs: Strong Semantics, Weak Structure. Large language models excel at semantic understanding and contextual reasoning, enabling accurate extraction of entity mentions and relation expressions. However, LLMs operate on local context and lack awareness of global graph structure, leading to two failure modes: (1) extracting locally plausible

but globally inconsistent triples, and (2) hallucinating relations without structural support.

Embeddings: Strong Structure, Weak Semantics. Knowledge graph embeddings like RotatE capture global structural patterns through geometric relationships in latent space. They can identify implausible triples by detecting structural anomalies, but cannot interpret natural language or extract new knowledge from text.

Bidirectional Synergy. Our framework creates a virtuous cycle through two complementary channels:

- **Channel 1** (KGE \rightarrow LLM): The evidence-guided Chain-of-Thought feedback mechanism transforms structural signals into actionable guidance. Rather than merely rejecting low-scoring triples, it retrieves supporting evidence from source text and suggests structurally plausible alternatives, enabling structure-aware reasoning grounded in textual evidence.
- **Channel 2** (LLM \rightarrow KGE): Validated high-confidence triples progressively enrich the embedding training set, improving structural representations across iterations and expanding coverage of domain-specific patterns.

The ablation study (Section 4.3) validates this synergy: removing either channel causes substantial performance degradation, confirming that neither component alone achieves the full framework’s effectiveness.

5.2. Limitations

Entity Coverage in Evolving Corpora. Our semantic initialization addresses the out-of-vocabulary problem by projecting unseen entities into the embedding space via a learned alignment layer. However, this approach assumes that language model representations transfer effectively to new entities. When entity surface forms differ substantially from training data, the projection quality may degrade.

Cold Start Instability. During early iterations, RotatE is trained on limited data, leading to less reliable structural suggestions. Our framework mitigates this through conservative initial thresholds and cold-start protection that disables relation suggestions until sufficient training signal accumulates.

Domain Specificity. Our evaluation focuses on Chinese SDG reports with a manually designed 89-relation schema. While the framework architecture is domain-agnostic, adaptation to other domains requires schema redesign. The effectiveness may also vary across languages due to differences in pre-trained language model coverage.

Computational Overhead vs. Quality Trade-off. The iterative refinement process introduces additional latency compared to single-pass baselines. While the baseline extracts triples in a single inference pass, our framework incurs

marginal costs during the validation phases. Specifically, in each of the $T = 4$ iterations, Channel 1 triggers approximately 700–800 additional LLM API calls to verify uncertain triples. This verification process consumes ~ 4 hours per round due to the overhead of evidence retrieval and CoT reasoning, resulting in a total construction time of ~ 16 hours.

However, knowledge graph construction is inherently an *offline process* (i.e., performed as a one-time preprocessing step before deployment) rather than a real-time query service. Therefore, this latency is architecturally acceptable. The significant gains in precision and the reduction of hallucinated relations justify the additional computational investment during the construction phase.

5.3. Future Work

End-to-End Alignment Learning. Currently, the projection layer for semantic initialization is trained separately. Future work could explore joint optimization that updates both the projection and KGE embeddings simultaneously, potentially improving cross-space alignment.

Improved Evidence Retrieval. Our evidence retrieval relies on entity-anchored exact matching for high precision. Incorporating dense retrieval methods could improve coverage for paraphrased mentions while maintaining grounding quality.

Automated Schema Induction. The current schema was manually designed for SDG documents. Investigating automated schema induction through clustering or LLM-guided ontology generation would reduce manual effort and enable rapid adaptation to new domains.

Cross-domain and Multilingual Extension. Evaluating LEC-KG on diverse domains (e.g., climate policy, public health) and languages would establish the generalizability of our bidirectional collaboration paradigm.

6. Conclusion

We presented LEC-KG, a bidirectional collaborative framework that integrates the semantic understanding of Large Language Models with the structural reasoning of Knowledge Graph Embeddings for domain-specific knowledge graph construction. Our approach establishes mutual enhancement between the two paradigms: KGE provides structure-aware feedback to refine LLM extractions through evidence-guided Chain-of-Thought reasoning, while validated triples progressively improve KGE representations. To address practical challenges, we introduced semantic initialization for handling unseen entities and hierarchical coarse-to-fine classification for mitigating long-tail relation bias. Experiments on Chinese Sustainable Development Goal reports demonstrate substantial improvements over LLM baselines, with notable gains on low-frequency relations.

Through iterative refinement, LEC-KG reliably transforms unstructured policy text into validated knowledge graph triples, offering a practical solution for domain-specific knowledge graph construction.

CRedit authorship contribution statement

Yikai Zeng: Conceptualization, Methodology, Software, Writing - Original draft. **Yingchao Piao:** Investigation, Methodology, Validation. **Jianhui Li:** Resources, Supervision, Project administration, Funding acquisition, Writing - Review & Editing.

References

- [1] United Nations. Transforming our world: The 2030 agenda for sustainable development. *United Nations General Assembly Resolution A/RES/70/1*, 2015. Available at: <https://sdgs.un.org/2030agenda>.
- [2] Jeffrey D Sachs, Guido Schmidt-Traub, Mariana Mazzucato, Dirk Messner, Nebojsa Nakicenovic, and Johan Rockström. Six transformations to achieve the sustainable development goals. *Nature Sustainability*, 2(9):805–814, 2019.
- [3] Aidan Hogan, Eva Blomqvist, Michael Cochez, Claudia d’Amato, Gerard de Melo, Claudio Gutierrez, Sabrina Kirrane, José Emilio Labra Gayo, Roberto Navigli, Sebastian Neumaier, Axel-Cyrille Ngonga Ngomo, Axel Polleres, Sabbir M Rashid, Anisa Rula, Lukas Schmelzeisen, Juan Sequeda, Steffen Staab, and Antoine Zimmermann. Knowledge graphs. *ACM Computing Surveys*, 54(4): 1–37, 2021.
- [4] Shirui Pan, Linhao Luo, Yufei Wang, Chen Chen, Jiapu Wang, and Xindong Wu. Unifying large language models and knowledge graphs: A roadmap. *IEEE Transactions on Knowledge and Data Engineering*, 36(7):3580–3599, 2024.
- [5] Bilal Abu-Salih. Domain-specific knowledge graphs: A survey. *Journal of Network and Computer Applications*, 185:103076, 2021.
- [6] Mayank Kejriwal. Domain-specific knowledge graph construction. In *Domain-Specific Knowledge Graph Construction*, pages 1–7. Springer, 2019.
- [7] Wei Shen, Jianyong Wang, and Jiawei Han. Entity linking with a knowledge base: Issues, techniques, and solutions. *IEEE Transactions on Knowledge and Data Engineering*, 27(2):443–460, 2015.
- [8] Ningyu Zhang, Shumin Deng, Zhanlin Sun, Guanying Wang, Xi Chen, Wei Zhang, and Huajun Chen. Long-tail relation extraction via knowledge graph embeddings and graph convolution networks. In *Proceedings of the 2019 Conference of the North American Chapter of the Association for Computational Linguistics (NAACL)*, pages 3016–3025, 2019.
- [9] Måns Nilsson, Dave Griggs, and Martin Visbeck. Policy: Map the interactions between sustainable development goals. *Nature*, 534(7607):320–322, 2016.
- [10] Garima Agrawal, Tharindu Kumarage, Zeyad Alghamdi, and Huan Liu. Can knowledge graphs reduce hallucinations in LLMs? a survey. In *Proceedings of the 2024 Conference of the North American Chapter of the Association for Computational Linguistics (NAACL)*, pages 3947–3960, 2024.
- [11] Zhiqing Sun, Zhi-Hong Deng, Jian-Yun Nie, and Jian Tang. Rotate: Knowledge graph embedding by relational rotation in complex space. In *Proceedings of the International Conference on Learning Representations (ICLR)*, 2019.
- [12] Takuo Hamaguchi, Hidekazu Oiwa, Masashi Shimbo, and Yuji Matsumoto. Knowledge transfer for out-of-knowledge-base entities: A graph neural network approach. In *Proceedings of the 26th International Joint Conference on Artificial Intelligence (IJCAI)*, pages 1802–1808, 2017.
- [13] Haseeb Shah, Johannes Villmow, Adrian Ulges, Ulrich Schwanecke, and Faisal Shafait. An open-world extension to knowledge graph completion models. In *Proceedings of the AAAI Conference on Artificial Intelligence*, volume 33, pages 3044–3051, 2019.
- [14] Shaoxiong Ji, Shirui Pan, Erik Cambria, Pekka Marttinen, and Philip S Yu. A survey on knowledge graphs: Representation, acquisition, and applications. *IEEE Transactions on Neural Networks and Learning Systems*, 33(2):494–514, 2022.
- [15] Jose L Martinez-Rodriguez, Aidan Hogan, and Ivan Lopez-Arevalo. Information extraction meets the semantic web: A survey. *Semantic Web*, 11(2):255–335, 2020.
- [16] Yuqi Zhu, Xiaohan Wang, Jing Chen, Shuofei Qiao, Yixin Ou, Yunzhi Yao, Shumin Deng, Huajun Chen, and Ningyu Zhang. LLMs for knowledge graph construction and reasoning: Recent capabilities and future opportunities. *World Wide Web*, 27(5):58, 2024.
- [17] Quan Wang, Zhendong Mao, Bin Wang, and Li Guo. Knowledge graph embedding: A survey of approaches and applications. *IEEE Transactions on Knowledge and Data Engineering*, 29(12):2724–2743, 2017.
- [18] Sebastian Riedel, Limin Yao, and Andrew McCallum. Modeling relations and their mentions without labeled text. In *Proceedings of the European Conference on Machine Learning and Knowledge Discovery in Databases (ECML PKDD)*, pages 148–163. Springer, 2010.
- [19] Xiangrong Zeng, Daojian Zeng, Shizhu He, Kang Liu, and Jun Zhao. Extracting relational facts by an end-to-end neural model with copy mechanism. In *Proceedings of the 56th Annual Meeting of the Association for Computational Linguistics (ACL)*, pages 506–514, 2018.
- [20] Zhepei Wei, Jianlin Su, Yue Wang, Yuan Tian, and Yi Chang. A novel cascade binary tagging framework for relational triple extraction. In *Proceedings of the 58th Annual Meeting of the Association for Computational Linguistics (ACL)*, pages 1476–1488, 2020.
- [21] Salvatore Carta, Alessandro Giuliani, Leonardo Piano, Alessandro Sebastian Podda, Livio Pompianu, and Sandro Giuseppe Tiddia. Iterative zero-shot llm prompting for knowledge graph construction. In *Proceedings of the ACM Web Conference 2023 (WWW)*, pages 2838–2847, 2023.
- [22] Ziwei Ji, Nayeon Lee, Rita Frieske, Tiezheng Yu, Dan Su, Yan Xu, Etsuko Ishii, Ye Jin Bang, Andrea Madotto, and Pascale Fung. Survey of hallucination in natural language generation. *ACM Computing Surveys*, 55(12):1–38, 2023.
- [23] Jiahang Cao, Jinyuan Fang, Zaiqiao Meng, and Shangsong Liang. Knowledge graph embedding: A survey from the perspective of representation spaces. *ACM Computing Surveys*, 56(6):1–42, 2024.
- [24] Antoine Bordes, Nicolas Usunier, Alberto Garcia-Duran, Jason Weston, and Oksana Yakhnenko. Translating embeddings for modeling multi-relational data. In *Advances in Neural Information Processing Systems (NeurIPS)*, volume 26, pages 2787–2795, 2013.
- [25] Zhen Wang, Jianwen Zhang, Jianlin Feng, and Zheng Chen. Knowledge graph embedding by translating on hyperplanes. In *Proceedings of the AAAI Conference on Artificial Intelligence*, volume 28, pages 1112–1119, 2014.
- [26] Yankai Lin, Zhiyuan Liu, Maosong Sun, Yang Liu, and Xuan Zhu. Learning entity and relation embeddings for knowledge graph completion. In *Proceedings of the AAAI Conference on Artificial Intelligence*, volume 29, pages 2181–2187, 2015.
- [27] Bishan Yang, Wen-tau Yih, Xiaodong He, Jianfeng Gao, and Li Deng. Embedding entities and relations for learning and inference in knowledge bases. In *Proceedings of the International Conference on Learning Representations (ICLR)*, 2015.
- [28] Théo Trouillon, Johannes Welbl, Sebastian Riedel, Éric Gaussier, and Guillaume Bouchard. Complex embeddings for simple link prediction. In *Proceedings of the 33rd International Conference on Machine Learning (ICML)*, pages 2071–2080, 2016.

- [29] Tim Dettmers, Pasquale Minervini, Pontus Stenetorp, and Sebastian Riedel. Convolutional 2D knowledge graph embeddings. In *Proceedings of the AAAI Conference on Artificial Intelligence*, volume 32, pages 1811–1818, 2018.
- [30] Ruobing Xie, Zhiyuan Liu, Jia Jia, Huanbo Luan, and Maosong Sun. Representation learning of knowledge graphs with entity descriptions. In *Proceedings of the AAAI Conference on Artificial Intelligence*, volume 30, pages 2659–2665, 2016.
- [31] Liang Yao, Chengsheng Mao, and Yuan Luo. Kg-bert: Bert for knowledge graph completion. *arXiv preprint arXiv:1909.03193*, 2019.
- [32] Xiaozhi Wang, Tianyu Gao, Zhaocheng Zhu, Zhengyan Zhang, Zhiyuan Liu, Juanzi Li, and Jian Tang. Kepler: A unified model for knowledge embedding and pre-trained language representation. *Transactions of the Association for Computational Linguistics*, 9: 176–194, 2021.
- [33] Zihao Wang, Kwunping Lai, Piji Li, Lidong Bing, and Wai Lam. Tackling long-tailed relations and uncommon entities in knowledge graph completion. In *Proceedings of the Conference on Empirical Methods in Natural Language Processing (EMNLP-IJCNLP)*, pages 250–260, 2019.
- [34] Xu Han, Pengfei Yu, Zhiyuan Liu, Maosong Sun, and Peng Li. Hierarchical relation extraction with coarse-to-fine grained attention. In *Proceedings of the Conference on Empirical Methods in Natural Language Processing (EMNLP)*, pages 2236–2245, 2018.
- [35] Ryuichi Takanobu, Tianyang Zhang, Jiexi Liu, and Minlie Huang. A hierarchical framework for relation extraction with reinforcement learning. In *Proceedings of the AAAI Conference on Artificial Intelligence*, volume 33, pages 7072–7079, 2019.
- [36] Dezhao Yu, Yuanbin Li, and Yue Zhang. ToHRE: A top-down classification strategy with hierarchical bag representation for distantly supervised relation extraction. In *Proceedings of the International Conference on Computational Linguistics (COLING)*, pages 1665–1676, 2020.
- [37] Amir Parekh, Ashish Anand, and Amit Awekar. Improving relation classification using relation hierarchy. In *Proceedings of the European Conference on Machine Learning and Principles and Practice of Knowledge Discovery in Databases (ECML-PKDD)*, pages 316–332, 2022.
- [38] Nandana Mihindukulasooriya, Sanju Tiwari, Carlos F Enguix, and Kusum Lata. Text2KGBench: A benchmark for ontology-driven knowledge graph generation from text. In *Proceedings of the International Semantic Web Conference (ISWC)*, pages 247–265, 2023.
- [39] Patrick Lewis, Ethan Perez, Aleksandra Piktus, Fabio Petroni, Vladimir Karpukhin, Naman Goyal, Heinrich Küttler, Mike Lewis, Wen-tau Yih, Tim Rocktäschel, Sebastian Riedel, and Douwe Kiela. Retrieval-augmented generation for knowledge-intensive nlp tasks. In *Advances in Neural Information Processing Systems (NeurIPS)*, volume 33, pages 9459–9474, 2020.
- [40] Tianxiang Sun, Yunfan Shao, Xipeng Qiu, Qipeng Guo, Yun Hu, Xuanjing Huang, and Zheng Zhang. CoLAKE: Contextualized language and knowledge embedding. In *Proceedings of the International Conference on Computational Linguistics (COLING)*, pages 3660–3670, 2020.
- [41] Yichi Zhang, Zhuo Chen, Wen Zhang, and Huajun Chen. Making large language models perform better in knowledge graph completion. In *Proceedings of the 2024 Joint International Conference on Computational Linguistics, Language Resources and Evaluation (LREC-COLING)*, pages 1–13, 2024.
- [42] Xin Wei, Ningyu Chen, and Ningyu Zhang. KICGPT: Large language model with knowledge in context for knowledge graph completion. In *Findings of the Conference on Empirical Methods in Natural Language Processing (EMNLP Findings)*, pages 8667–8683, 2023.
- [43] Yuchen Fang, Yuxia Zhu, et al. Llm agents for knowledge graph construction and reasoning: A survey. *arXiv preprint arXiv:2407.12638*, 2024.
- [44] Baoxu Shi and Tim Weninger. Open-world knowledge graph completion. In *Proceedings of the AAAI Conference on Artificial Intelligence*, volume 32, pages 1957–1964, 2018.
- [45] Eleni Fotopoulou, Ioanna Mandilara, Anastasios Zafeiropoulos, Christina Maria Laspidou, George Adamos, Phoebe Koundouri, and Symeon Papavassiliou. Sustainingraph: A knowledge graph for tracking the progress and the interlinking among the sustainable development goals’ targets. *Frontiers in Environmental Science*, 10:1003599, 2022.
- [46] DeepSeek-AI. Deepseek-v3 technical report. *arXiv preprint arXiv:2412.19437*, 2024.
- [47] Tomas Mikolov, Quoc V Le, and Ilya Sutskever. Exploiting similarities among languages for machine translation. *arXiv preprint arXiv:1309.4168*, 2013.
- [48] Yiming Cui, Wanxiang Che, Ting Liu, Bing Qin, and Ziqing Yang. Pre-training with whole word masking for chinese bert. *IEEE/ACM Transactions on Audio, Speech, and Language Processing*, 29:3504–3514, 2021.