

DomusFM: A Foundation Model for Smart-Home Sensor Data

MICHELE FIORI, University of Milan, Italy and University of New South Wales, Australia

GABRIELE CIVITARESE, University of Milan, Italy

FLORA D. SALIM, University of New South Wales, Australia

CLAUDIO BETTINI, University of Milan, Italy

Smart-home sensor data holds significant potential for several applications, including healthcare monitoring and assistive technologies. Existing approaches, however, face critical limitations. Supervised models require impractical amounts of labeled data. Foundation models for activity recognition focus only on inertial sensors, failing to address the unique characteristics of smart-home binary sensor events: their sparse, discrete nature combined with rich semantic associations. LLM-based approaches, while tested in this domain, still raise several issues regarding the need for natural language descriptions or prompting, and reliance on either external services or expensive hardware, making them infeasible in real-life scenarios due to privacy and cost concerns. We introduce DomusFM, the first foundation model specifically designed and pretrained for smart-home sensor data. DomusFM employs a self-supervised dual contrastive learning paradigm to capture both token-level semantic attributes and sequence-level temporal dependencies. By integrating semantic embeddings from a lightweight language model and specialized encoders for temporal patterns and binary states, DomusFM learns generalizable representations that transfer across environments and tasks related to activity and event analysis. Through leave-one-dataset-out evaluation across seven public smart-home datasets, we demonstrate that DomusFM outperforms state-of-the-art baselines on different downstream tasks, achieving superior performance even with only 5% of labeled training data available for fine-tuning. Our approach addresses data scarcity while maintaining practical deployability for real-world smart-home systems.

CCS Concepts: • **Human-centered computing** → **Ubiquitous and mobile computing**; • **Applied computing** → **Health care information systems**; • **Computing methodologies** → **Artificial Intelligence**.

Additional Key Words and Phrases: Foundation Models, Smart Homes, Learned Representations

ACM Reference Format:

Michele Fiori, Gabriele Civitarese, Flora D. Salim, and Claudio Bettini. 2018. DomusFM: A Foundation Model for Smart-Home Sensor Data. *Proc. ACM Meas. Anal. Comput. Syst.* 37, 4, Article 111 (August 2018), 25 pages. <https://doi.org/XXXXXXX.XXXXXX>

This paper is currently under review, for any inquiries please contact michele.fiori@unimi.it

1 Introduction

Over the past decades, technological advancements have driven the widespread adoption of Internet of Things (IoT) devices that integrate a wide range of sensors capable of monitoring diverse phenomena, such as temperature, light intensity, pressure, energy consumption, and human movement [9]. The availability of such rich sensor

Authors' Contact Information: Michele Fiori, University of Milan, Milan, Italy and University of New South Wales, Sydney, Australia, michele.fiori@unimi.it; Gabriele Civitarese, University of Milan, Milan, Italy, gabriele.civitarese@unimi.it; Flora D. Salim, University of New South Wales, Sydney, Australia, flora.salim@unsw.edu.au; Claudio Bettini, University of Milan, Milan, Italy, claudio.bettini@unimi.it.

Permission to make digital or hard copies of all or part of this work for personal or classroom use is granted without fee provided that copies are not made or distributed for profit or commercial advantage and that copies bear this notice and the full citation on the first page. Copyrights for components of this work owned by others than the author(s) must be honored. Abstracting with credit is permitted. To copy otherwise, or republish, to post on servers or to redistribute to lists, requires prior specific permission and/or a fee. Request permissions from permissions@acm.org.

© 2018 Copyright held by the owner/author(s). Publication rights licensed to ACM.

ACM 2476-1249/2018/8-ART111

<https://doi.org/XXXXXXX.XXXXXX>

data has enabled the development of numerous context-aware smart-home applications, including healthcare monitoring and assistance [10].

The growing demand for effective in-house monitoring and digital healthcare accelerated the diffusion of smart-home environments, driving the development of different analytical tasks [4]. Among these, the most extensively studied is the recognition of Activities of Daily Living (ADL), with important applications in safety assurance, energy management, and healthcare monitoring. Other relevant tasks include next-events prediction for proactive healthcare assistance and domotics, anomaly detection, etc. To date, most approaches rely on supervised deep learning techniques, which require large amounts of labeled data for effective training. However, in the smart-home domain, data collection and annotation are particularly costly, time-consuming, and often impractical due to privacy concerns.

More recently, transfer learning approaches have been proposed to leverage training from related domains or tasks [29]. Foundation models represent the most recent paradigm of transfer learning, demonstrating the potential of models pretrained on broad data to adapt effectively to diverse downstream tasks with minimal supervision. In the context of behavioral modeling, two main paradigms have emerged: specialized foundation models trained on large-scale inertial sensor data from wearables [44, 78, 82, 86], and approaches that leverage existing large language models (LLMs) by encoding sensor events as text [21, 26, 28, 31, 32, 38, 40, 71]. While the former have shown impressive results for continuous, high-frequency motion data, they are not well-suited to the sparse, discrete, and semantically-rich nature of smart-home binary sensor events. The latter face practical challenges, including the need for careful prompt engineering and reliance on either proprietary external APIs or costly hardware for local deployment. Importantly, these LLM-based approaches repurpose foundation models trained on text corpora rather than developing foundation models specifically for smart-home sensor data. As a result, this domain still lacks a true foundation model pretrained at scale on diverse smart-home datasets.

In this paper, we introduce DomusFM, the first foundation model pretrained directly on multiple diverse, publicly available smart-home datasets, enabling it to learn generalizable representations natively grounded in the structure and dynamics of home environments. DomusFM employs a two-stage self-supervised contrastive learning framework: the first stage learns robust token-level representations of individual sensor events by modeling their semantic attributes, while the second stage captures long-term temporal and contextual dependencies at the sequence level. These learned representations can be effectively transferred across downstream tasks and environments. We evaluate DomusFM extensively using a leave-one-dataset-out methodology across seven public datasets, demonstrating its effectiveness and superior generalization capability compared to state-of-the-art task-specific baselines. To summarize, our contributions are the following:

- We introduce DomusFM, the first foundation model specifically designed and pretrained for Smart-home sensor data. The novel approach of DomusFM consists of first decomposing sensor events into semantic attributes, status, and temporal information, each embedded through specialized encoders, and then contextualizing the resulting event representation considering previous and following events.
- We adapt a dual contrastive pretraining strategy that allows DomusFM to learn robust representations at multiple levels of granularity. Our attribute-level contrastive loss captures the semantic relationships among event attributes, while the event-level contrastive loss captures temporal dependencies across sequences.
- Through extensive experiments across seven diverse state-of-the-art datasets and two downstream tasks, we show that DomusFM substantially outperforms existing approaches, particularly under realistic data scarcity conditions. Our leave-one-dataset-out evaluation rigorously validates the model's ability to generalize to completely unseen smart-home environments.

As an additional contribution, upon acceptance, we will publish DomusFM as open-source software.

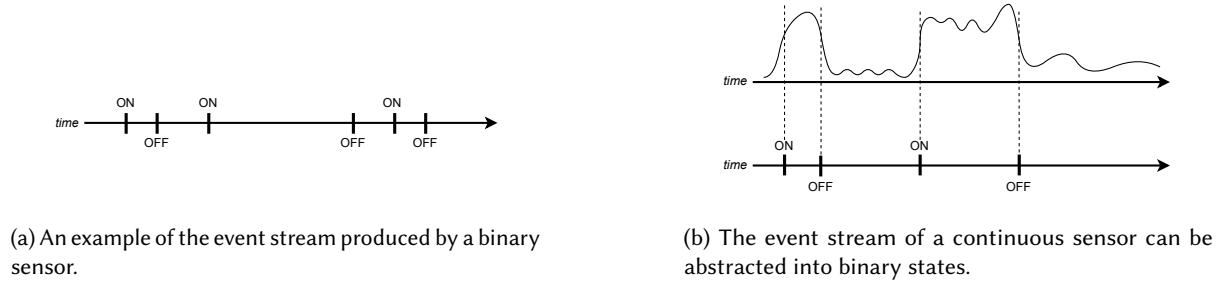


Fig. 1. Event streams from the two different kinds of sensors.

2 Preliminaries

2.1 Smart-home Scenario

A smart home is a home environment enriched with sensing, actuation, communication, and computation capabilities that permit it to adapt to users' behaviors [25]. We consider smart-home scenarios involving one or more sensorized environments where each sensor activation can be accurately attributed to a specific individual. This attribution may be achieved through either single-occupancy environments or advanced sensing systems capable of identifying the person responsible for each sensor interaction [8].

In this scenario, sensors are categorized into two kinds, based on the type of data they produce. **Binary sensors**, such as contact switches or motion detectors, directly output discrete states, like OPEN/CLOSE or ON/OFF, that have an immediate and explicit semantic interpretation related to human actions. **Continuous sensors**, such as temperature sensors or power meters, on the other hand, produce a stream of real values.

Contrary to HAR systems based on wearable devices, the smart-home literature for behavioral modeling rarely relies on continuous sensor data in its raw form. Instead, various strategies have been proposed, such as summarizing them using statistical features [46], or, most commonly, converting continuous values into discrete semantic states [6, 35, 56]. Despite methodological differences, these approaches share the principle of abstracting continuous data into discrete representations. This abstraction is motivated by the fact that discrete semantic states capture the behaviorally relevant information needed for analysis while also enhancing interpretability, as opposed to raw numerical values, which often lack clear behavioral significance, and which fine-grained temporal granularity may not carry meaningful information for behavior analysis. Figure 1a shows the stream of events of a binary sensor (e.g., a magnetic switch). Figure 1b instead shows how it is possible to extract high-level binary states from a continuous sensor (e.g., HIGH TEMPERATURE states) from raw (e.g., temperature) data.

2.2 Data Scarcity in Smart-home scenarios

Most existing work in smart-home behavior analysis relies on data-driven models, which require large amounts of labeled data for training. However, acquiring labeled data in smart-home environments is particularly challenging, as it is costly both in terms of time and resources, prone to annotation errors, and raises significant privacy concerns due to the prolonged monitoring of users [13]. Data scarcity introduces additional challenges, including class imbalance between frequent and rare activities, and difficulties in generalizing across the highly personalized nature of smart-home environments with varying layouts, sensor configurations, and user habits. Nevertheless, while collecting large-scale labeled datasets is often infeasible, obtaining a small annotated dataset may be more realistic; for example, during system installation, users could be asked (assisted by technicians) to perform a predefined set of activities over a limited number of days [69]. This motivates the need for approaches that can effectively leverage such limited supervision.

2.3 Foundation Models

To date, no universally accepted formal or mathematical definition of a *foundation model* exists in the literature. The term was first introduced in [12], where the authors describe a foundation model as *any model that is trained on broad data (generally using self-supervision) that can be adapted (e.g., fine-tuned) to a wide range of downstream tasks*. Subsequent works have largely adopted this conceptual definition ([15, 23, 64]), emphasizing its broad adaptability and pretraining characteristics, but none of these works provide a fully formal or mathematical definition. For the sake of this work, we build on this widely accepted conceptual definition and, in particular, emphasize two key properties: broad pretraining and adaptability to downstream tasks. We formalize this as follows: A **foundation model** is a function g_θ with trainable parameters θ that satisfies the following properties:

- (1) **Broad pretraining:** g_θ is trained on a large and diverse dataset D using a general-purpose objective (e.g., self-supervised learning), capturing patterns applicable in a given domain.
- (2) **Adaptability:** g_θ can be adapted to a set of downstream tasks $\mathcal{T}_{d-stream}$, without re-training from scratch.

The same definition has been adopted in various subsequent works spanning a huge set of domains like, language [14, 24, 36], vision-language [60, 77, 83], medical-images [5, 50, 55, 85], acoustic respiratory model [88], weather and climate [63], or protein analysis [11, 73].

3 Related Work

While smart-home environments enable numerous tasks, the literature has primarily focused on a limited subset: Activities of Daily Living (ADL) recognition, which remains the most extensively studied problem, and next events prediction, for which only a few works exist that have framed the problem in different ways. For this reason, in our work, we focus on these two tasks. In the following subsections, we summarize the related work for each of these tasks.

3.1 ADL recognition in Smart Homes

Early attempts to address the ADL recognition problem primarily relied on knowledge-driven approaches based on ontologies [20, 27]. While interpretable, these methods suffer from limited flexibility, high design and maintenance costs, require specialized expertise, and struggle to generalize to unseen activities. With the advent of deep learning, data-driven approaches using CNNs and LSTMs have been widely adopted [56, 76], demonstrating impressive performance but requiring large amounts of labeled data that are difficult to obtain in smart-home scenarios. To mitigate data scarcity, several approaches have been proposed, including semi-supervised [2], transfer [62, 66], and self-supervised learning [43], though these methods have shown limited success in smart-home settings despite proving effective for wearable-based activity recognition. More recently, Neuro-Symbolic (NeSy) AI methods have emerged as a promising direction by combining data-driven learning with symbolic reasoning [7, 79], with recent LLM-based approaches for smart-home data exemplifying this paradigm through their implicit common knowledge and reasoning capabilities [37].

3.2 Foundation Models for Human Activity Recognition

Foundation models have recently been extended to time series, learning general-purpose representations transferable across tasks [1, 16, 19, 41, 48, 61]. Building on this line of research, several recent works have proposed specialized foundation models specifically tailored to HAR, demonstrating strong performance on tasks involving wearable sensing [44, 78, 82, 86]. More recently, some approaches have sought to merge time series processing with LLMs in order to exploit the rich semantic knowledge encoded in LLMs. These models typically transform time series into tokenized or textual representations, or couple dedicated temporal encoders with LLM backbones, enabling the incorporation of semantic priors and contextual reasoning into time series analysis [54, 81, 84].

While these models are effective for inertial data from wearable sensors, their applicability is limited when dealing with binary sensors in smart-home environments and ADLs. Binary sensors generate sparse and discrete event data with long, irregular time gaps and encode only two states (e.g., ON/OFF). In contrast, time series foundation models operate on continuous, high-frequency inertial data with fixed sampling-rates. Resampling smart-home data to feed it to such models would increase computational cost, affect the possibility of capturing rich temporal patterns, and remove their implicit semantics. Unlike wearable sensor foundation models, DomusFM is purpose-built to handle the sparse, discrete, and semantically-rich nature of smart-home binary sensor events.

3.3 LLMs for ADL recognition

In parallel to specialized foundation models for wearable-based HAR, a distinct line of research has emerged that uses LLMs for smart-home ADL recognition. Prompting-based approaches leverage LLMs' zero-shot capabilities through careful prompt engineering, transforming raw sensor data into textual representations that can be processed by pre-trained models to recognize activities without labeled training data [21, 26, 38]. Fine-tuning strategies have been explored to investigate model adaptation and knowledge distillation techniques to optimize LLM performance for activity recognition tasks [28, 31, 32, 40]. However, LLM-based approaches still face practical limitations for real-world use. Prompting methods require careful prompt design and nontrivial engineering to encode sensor data as natural language, and their performance is highly sensitive to these choices. Fine-tuning strategies, while offering better performances, continue to rely on labeled training data that are costly and time-consuming to collect in smart-home environments.

Finally, embedding-based methods represent a distinct paradigm, such as the system proposed in [71], which uses either rule-derived or LLM-generated textual descriptions of sensor triggers and extracts embeddings from these sentences, aiming at creating representations transferable across diverse home environments without retraining. While effective at cross-environment generalization, this approach still requires prompting or manual engineering to produce textual descriptions, assumes pre-segmented activities (i.e., the activity duration is known in advance, which is often unrealistic), and depends on mapping all activities to a fixed, predefined label set used during pretraining.

Table 1 provides an overview of representative approaches from both specialized foundation models for wearable-based HAR and LLM-based methods for smart-home activity recognition, as well as our proposed model, highlighting their key characteristics and differences. Unlike these approaches, DomusFM is pretrained directly on diverse smart-home sensor datasets, without relying on prompting or complex textual descriptions. DomusFM can operate on heterogeneous sensor infrastructures without assumptions on the set of ADLs and activity durations.

3.4 Next Events Prediction

Next events prediction has received considerably less attention than ADL recognition. Early probabilistic models [18] were extended with recurrent neural networks [17], but both approaches share critical limitations: reliance on fully supervised learning (requiring large labeled datasets) and focus on single next-event prediction, which offers limited practical utility as isolated events are often ambiguous or uninformative.

More recently, a GPT-2-inspired generative transformer [70] enabled forecasting sequences of future events rather than single predictions. However, this approach remains fully supervised with the same labeled-data dependency, leaving next events prediction in smart homes largely open, particularly for methods that can operate effectively under limited supervision while producing meaningful multi-event forecasts.

Table 1. Comparison of foundation model approaches for HAR, categorized by modality, LLM integration, need for textual prompting/description, and pre-segmentation assumption (i.e., knowing a priori the length of the activity that will be performed). The list includes existing work proposing specialized models trained on inertial sensors, and methods that repurpose NLP foundation models (LLMs) for smart homes. DomusFM is the first foundation model trained specifically on smart-home sensor data.

Model	Data Modality	Integrates LLM's Semantics	Doesn't Require Prompting or Activity Descriptions	Doesn't Assume Pre-segmentation
Hong et al. [44]	Inertial Sensors	✗	✓	✓
Yuan et al. [82]	Inertial Sensors	✗	✓	✓
Xu et al. [80]	Inertial Sensors	✗	✓	✓
Li et al. [54]	Inertial Sensors	✓	✗	✓
Yan et al. [81]	Inertial Sensors	✓	✗	✓
Zhang et al. [84]	Inertial Sensors	✓	✗	✓
Civitaresse et al. [26]	Smart-home	✓	✗	✓
Cruciani et al. [31]	Smart-home	✓	✗	✓
Cumin et al. [32]	Smart-home	✓	✗	✓
Thukral et al. [71]	Smart-home	✓	✗	✗
DomusFM	Smart-home	✓	✓	✓

4 Formalization

4.1 Continuous and Binary Sensors

Formally, we can model sensors as time-dependent functions following the standard signal-processing convention of treating measurements as signals $x(t)$ [74]. Real sensors operate at a finite detection granularity (e.g., 32 measurements per second). Therefore, we model time as the set of positive integers $T \subseteq \mathbb{N}^+$, where each element corresponds to a discrete sampling instant. A **sensor** is then a partial function $x : T \rightarrow \mathcal{V}$, where \mathcal{V} is the sensor's value space. The function is partial to account for missing values: it is not guaranteed that a reading is available for every $t \in T$, due to possible unavailability caused by energy constraints, network issues, or temporary malfunctions. When defined, each reading at time t is denoted $x(t) \in \mathcal{V}$. Sensors can be categorized into:

- **Continuous sensors:** A sensor is called **continuous sensor** if $\mathcal{V} \subseteq \mathbb{R}$, i.e., the sensor produces real-valued measurements (e.g., temperature in Celsius).
- **Binary sensors:** A sensor is called **binary sensor** if $\mathcal{V} = \{1, 0\}$, i.e., it admits two mutually exclusive states. The used symbols are conventional. In practice, binary sensor states may be encoded as $\{1, 0\}$, $\{\top, \perp\}$, or application-specific labels such as $\{\text{OPEN}, \text{CLOSE}\}$, $\{\text{PRESENT}, \text{ABSENT}\}$, $\{\text{ON}, \text{OFF}\}$ etc. All such encodings are equivalent under a bijection with $\{1, 0\}$.

4.1.1 Binarization of continuous sensors. As discussed in Section 2.1, continuous sensor readings are commonly converted into discrete semantic states to capture behaviorally meaningful information. Formally, let $x : T \rightarrow \mathcal{V} \subseteq \mathbb{R}$ be a continuous sensor and $\mathcal{P} = \{I_1, \dots, I_m\}$ a set of m semantic states (e.g., high temperature, dynamic

gestures,...). The associated binary states are then given by the indicator function

$$\sigma_j(t) = \mathbf{1}_{\{x(t) \in I_j\}}, \quad j = 1, \dots, m,$$

so that each $\sigma_j : T \rightarrow \{0, 1\}$ defines a binary state stream corresponding to the semantic state I_j [42, 45, 67, 87].

In the following, the term "sensor" will be used in an extended sense to denote both inherently binary devices and the high-level binary states inferred from continuous sensors' measurements, while excluding the raw continuous signals themselves.

4.2 Sensors

Let $S = \{s_0, s_1, \dots, s_M\}$ be the set of M sensors deployed in the smart-home environment. Each sensor s_i is characterized by the following attributes:

- $s_i^{ID} \in \text{String}$: the unique identifier of the sensor (e.g., M1, T3, ...)
- $s_i^{HouseItem} \in \text{String} \cup \{\text{NULL}\}$: the appliance or object monitored by the sensor (e.g., stove, bed, shower...)
- $s_i^{Room} \in \text{String} \cup \{\text{NULL}\}$: the room in which the sensor is installed (e.g., kitchen, bathroom, bedroom...)
- s_i^{Type} : the type of the sensor (e.g., contact, temperature, motion...)

It is assumed that the association between each sensor and its attributes (*HouseItem*, *Room*, and *Type*) is either implicit in the sensor or established at the time of installation in the home by the responsible technician. For improved interoperability and consistency, it would be advantageous to draw attribute names from existing smart-home ontologies ([27, 34, 47, 49]). Nevertheless, DomusFM is designed in an open-world fashion: there are no strict constraints on the attribute names, and their definition does not require a prior knowledge engineering effort. This ensures flexibility and applicability across diverse smart-home settings, even when no standard ontology is available. Note that the *HouseItem* and *Room* can have a NULL value if the sensor is not associated specifically with a certain object or a certain room (e.g., a wearable device).

4.3 Sensor event stream

Each sensor $s \in S$ generates a stream of events, where each event is represented as a tuple:

$$e = \langle t, s, \sigma \rangle$$

where:

- $t \in \mathbb{N}^+$: the timestamp at which the event occurred
- $s \in S$: the sensor responsible for the event
- $\sigma \in \{\text{ON}, \text{OFF}\}$: the event status indicating the activation (ON) or deactivation (OFF) of the sensor or inferred high-level feature.

For example, the event: $e = \langle 2025-10-15 \ 06:30:00, \text{M1}, \text{ON} \rangle$ indicates that the motion sensor M1 changed its status to ON at time 2025-10-15 06:30:00.

4.3.1 Alternation property. For an ideal sensor, the event sequence must alternate. Formally, for any two consecutive events $e = \langle t, s, \sigma \rangle$ and $e' = \langle t', s', \sigma' \rangle$ with $t < t'$ and no event from the sensor s between them, it holds that

$$\sigma \neq \sigma'.$$

In other words, two consecutive ON events or two consecutive OFF events cannot occur. Any violation of this condition is interpreted as an anomalous or redundant reading. Such anomalies can arise due to sensor malfunctions, temporary communication or network interruptions, or other infrastructure-related issues that cause the sensor to emit repeated values erroneously. These anomalous events can be safely removed during the data cleaning process.

4.4 Global event stream

Finally, we can define $E = \{e_1, e_2, \dots, e_T\}$ as the global event stream from all sensors, sorted by timestamp $t \in \mathbb{N}^+$.

We assume that the same timestamp will never be assigned to two distinct sensor events. This allows us to treat the sequence of sensor events as totally ordered. The assumption is realistic, since events are typically managed by a single process on the gateway, which assigns unique timestamps even to events occurring simultaneously, without affecting the subsequent processing.

4.5 Segmentation

Given the global event stream $E = \{e_1, e_2, \dots, e_T\}$, a segmentation \mathcal{W} divides E into a set of (possibly overlapping) windows that cover the entire stream E , as:

$$\mathcal{W} = \{W_1, W_2, \dots, W_J\}$$

Where W is a window of N consecutive events,

$$W = \{e_1, e_2, \dots, e_N\}$$

The windows in a segmentation can be overlapping, meaning that consecutive windows W_j and W_{j+1} may share common events. The degree of overlap is determined by an overlap factor $\in [0, 1)$, which controls the fraction of overlap between consecutive windows. The segmentation can be performed according to different strategies. In an *event-based* segmentation, the number of events in each window is fixed, i.e., $N_j = N$ for all windows $W_j \in \mathcal{W}$, where N is a predefined constant. Alternatively, in a *time-based* segmentation, windows are defined by a fixed temporal duration Δt (e.g., 60 seconds), and each window W_j includes all events whose timestamps fall within the corresponding time interval $[t_j, t_j + \Delta t]$. In this case, the number of events per window N_j varies across windows.

4.6 A Conceptual Framework of a Foundation Model for Smart-Home Sensor Data

We now move to formalizing the notion of a *Foundation Model for Smart-home Sensor Data*, starting from its inner components.

We start from the widely accepted definition of a *Feature Extractor* as a function that transforms an input X into a latent representation $Z \in \mathcal{Z}$ in a d -dimensional vector space $\mathcal{Z} \subset \mathbb{R}^d$ [3, 68, 75]. The dimension d of the latent space can be chosen arbitrarily for each specific feature extractor, where higher dimensions yield richer representations at the cost of increased computational complexity and greater risk of overfitting if the data is not adequately diverse.

4.6.1 Event-level Feature Extractor. We first specialize the generic notion of feature extractor to the level of individual events. Let E be the global event stream from all sensors as defined above. An *Event-level Feature Extractor* is defined as a mapping:

$$h_e : E \rightarrow \mathcal{Z}_e, \quad \mathcal{Z}_e = h_e(e).$$

where \mathcal{Z}_e is the event-level latent space. The dimension d_e can be chosen to balance representational capacity with computational efficiency, where larger values capture more semantic nuances of individual events at the cost of increased complexity. The Event-level Feature Extractor is intended to capture the semantic meaning of an event independently of its surrounding temporal context, and to serve as a building block for higher-level representations.

4.6.2 Contextualized Event-level Feature Extractor. The Event-level Feature Extractor h_e captures the semantic meaning of an event independently of its surrounding temporal context. In many applications, however, the interpretation of an event depends critically on the events that precede or follow it in time. We therefore introduce the notion of a *Contextualized Event-level Feature Extractor*, which encodes an event together with information

from its window. In particular, given a window $W = \{e_1, e_2, \dots, e_N\} \in \mathcal{W}$, we say that W is the *context* of e for each event $e \in W$.

Let h_e be the Event-Level Feature Extractor. We define the Contextualized Event-level Feature Extractor as a partial function:

$$h_{cxt} : E \times \mathcal{W} \rightarrow \mathcal{Z}_{cxt}, \quad Z_{cxt} = h_{cxt}(e, W) = \Phi(h_e(e), \{h_e(e_i) : e_i \in W, e_i \neq e\})$$

where Φ is a parametrized attention-based function operating on the embedded event space \mathcal{Z}_e , and \mathcal{Z}_{cxt} is the contextualized event-level latent space. The dimension d_{cxt} is subject to the same trade-offs between expressiveness and computational complexity as the dimension d_e .

This mapping produces a representation that encodes both the intrinsic properties of e (via $h_e(e)$) and the information from its surrounding window (via the embedded events $\{h_e(e_i) : e_i \in W, e_i \neq e\}$). The Contextualized Event-level Feature Extractor h_{cxt} maintains the granularity of individual event representations: for a window $W = \{e_1, e_2, \dots, e_N\}$, we can obtain a set of N distinct contextualized representations $\{h_{cxt}(e_1, W), h_{cxt}(e_2, W), \dots, h_{cxt}(e_N, W)\}$, one per event. Since each event e contains a timestamp (as defined in Section 4.3), h_e and h_{cxt} naturally encode both the sequential ordering and relative temporal distances between events in the window.

Note that, for two different events in the same window, the contextualized event-level feature Extractor produces a different representation,

$$h_{cxt}(e_i, W) \neq h_{cxt}(e_j, W), \quad e_i, e_j \in W, i \neq j$$

4.6.3 Window Representation. Given a window $W = \{e_1, e_2, \dots, e_N\} \in \mathcal{W}$, we define a *Window Representation* g_θ as a parametrized function that extracts contextualized event-level representations for all the events in the window, in particular:

$$g_\theta : \mathcal{W} \rightarrow (\mathcal{Z}_{cxt})^N, \quad g_\theta(W) = \{h_{cxt}(e_1, W), h_{cxt}(e_2, W), \dots, h_{cxt}(e_N, W)\},$$

where θ denotes the complete set of learnable parameters in both h_e and h_{cxt} , and $(\mathcal{Z}_{cxt})^N$ represents sequences of N contextualized embeddings. Training the Window Representation g_θ consists of adjusting its parameters θ so that the resulting representations $Z = g_\theta(W)$ capture the relevant information from the input windows $W \in \mathcal{W}$. This is achieved by optimizing an objective function $\mathcal{L}(\theta)$, which may combine multiple learning tasks from a training set $\mathcal{T}_{\text{train}} \subseteq \mathcal{T}$. Depending on the chosen setup, $\mathcal{T}_{\text{train}}$ may include supervised tasks (e.g., activity recognition, sensor forecasting), unsupervised tasks (e.g., masked event modeling, contrastive learning), or both.

4.6.4 Transferability to downstream tasks. Once trained, the Window Representation g_θ can be applied to a set of downstream tasks $\mathcal{T}_{\text{d-stream}} \subseteq \mathcal{T}$, feeding the latent representation $Z = g_\theta(W)$ to a task-specific head $f_{\tau_{\text{d-stream}}}$ defined as:

$$Y_{\tau_{\text{d-stream}}} = f_{\tau_{\text{d-stream}}}(Z) = f_{\tau_{\text{d-stream}}}(g_\theta(W)), \quad Y_{\tau_{\text{d-stream}}} \text{ output of } \tau_{\text{d-stream}} \in \mathcal{T}_{\text{d-stream}}$$

Depending on the downstream task, different strategies can be employed to define the head $f_{\tau_{\text{d-stream}}}$:

- (1) **Identity (frozen features):** The Window Representation g_θ remains frozen, and the head $f_{\tau_{\text{d-stream}}}$ is an identity function, using the window representation directly without any additional trainable parameters.
- (2) **Fine-tuning only the head:** A new trainable head $f_{\tau_{\text{d-stream}}}$ is adapted to the downstream task while keeping the Window Representation g_θ frozen.
- (3) **Fine-tuning both the Window Representation and the head:** The entire network is adapted to the downstream task, training both $f_{\tau_{\text{d-stream}}}$ and g_θ .

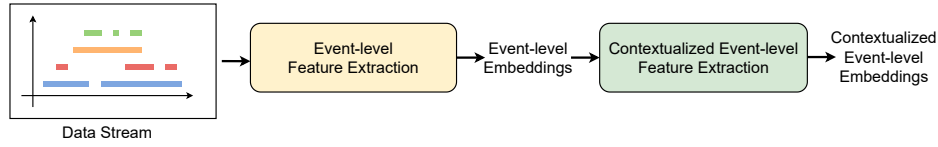


Fig. 2. High level architecture

4.6.5 Window Representation as a Foundation Model for Smart-home Sensor Data. The Window Representation g_θ can be regarded as a *Foundation Model for Smart-home Sensor Data*, if it satisfies the two core properties outlined in Section 2.3. First, it must be pretrained on a large and diverse collection of windows sampled from various sensors, environments, users, and activities, enabling it to learn generalizable representations. Second, it must be adaptable, meaning that the learned representations can be effectively applied to different downstream tasks $\mathcal{T}_{d-stream}$ in the smart-home domain without requiring the feature extractors to be re-trained from scratch. In the remainder of this paper, we show how our proposed model DomusFM matches these two properties.

5 Architecture and Training

Having defined the concept of a Foundation Model for Sensor-based Activity and Event Analysis in Smart-home, in this section, we now describe how we implement DomusFM. A high-level representation of the architecture is illustrated in Figure 2. The model processes the global data stream of events collected from the smart-home environment. This data stream feeds into two sequential processing stages: Event-level Feature Extraction and Contextualized Event-level Feature Extraction. These stages sequentially transform the raw sensor events into two types of learned representations: Event-level Embeddings and Contextualized Event-level Embeddings. The Event-level Feature Extraction module processes each sensor event individually to capture its intrinsic characteristics, while the Contextualized Event-level Feature Extraction module takes windows of event-level representations as input and incorporates temporal context from surrounding events (i.e., preceding and subsequent events) to produce enriched contextualized representations.

5.1 Event-level Feature Extraction

The Event-level Feature Extraction module processes individual sensor events by encoding their various attributes into a unified representation, as shown in Figure 3a. Each sensor event is characterized by multiple attributes, including the house item, sensor type, room, status, and timestamp. These attributes are processed through three specialized encoders: a Pretrained LLM for semantic features, a Status Encoder for binary states, and a Temporal Encoder for time-related information. The resulting attribute-specific embeddings are then combined through an Attribute Self-Attention mechanism to produce the final event-level representation.

5.1.1 Sensor encoding. As described earlier, each sensor is defined by three semantic attributes: the associated house item, the room in which it is located, and the sensor type. These attributes convey the core semantic meaning of a sensor event and are therefore critical for accurate modeling. To effectively capture this semantic information, we leverage a pretrained LLM, which provides rich representations grounded in prior knowledge learned from large-scale textual data. Specifically, each attribute is represented by its textual name, processed independently, and mapped to a dense vector in the pretrained LLM's embedding space. This approach allows the sensor attributes to be embedded in a semantically meaningful space that enhances generalization. For example, semantically related appliances such as a stove and an oven are naturally embedded closer together than unrelated ones like a stove and a bed, capturing domain-relevant relationships that traditional encoding schemes, such as one-hot encoding, would not represent.

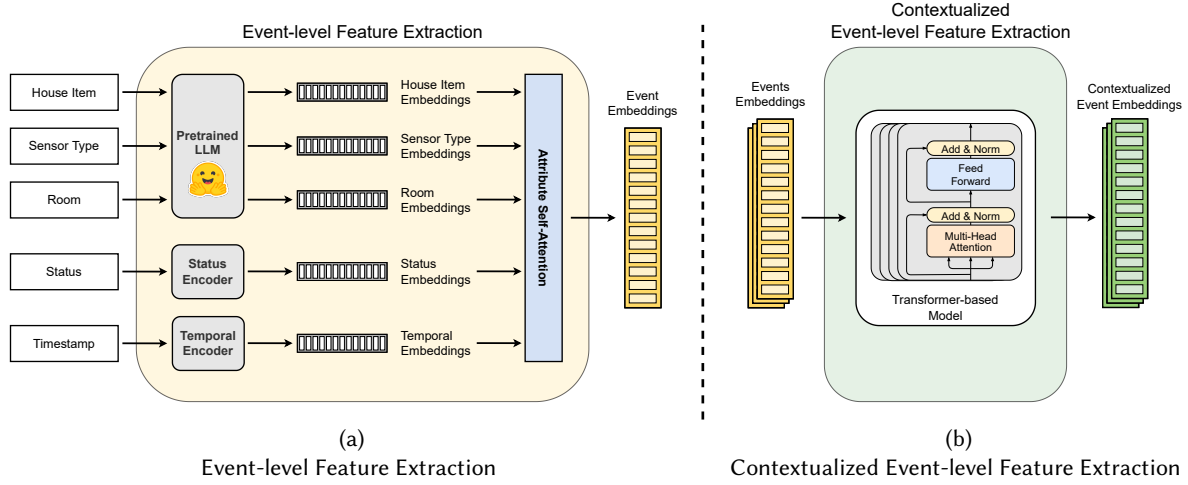


Fig. 3. Detailed architecture of DomusFM’s two main components. The Event-level Feature Extraction encodes sensor event attributes through specialized encoders and integrates them via Attribute Self-Attention. The Contextualized Event-level Feature Extraction uses transformer layers to capture temporal dependencies and produce context-aware event representations.

5.1.2 Status encoding. The status attribute in our model is inherently simple, as it can only assume two primary values: ON or OFF (with an additional MASK state considered during pretraining). Unlike other attributes that may require richer representations, the status information does not necessitate complex encoding. Therefore, we represent the status using a standard embedding approach that maps each possible state to a learned dense vector in the model’s hidden space. The semantic interpretation of these states is context-dependent: for instance, ON for a motion sensor indicates presence, while ON for a magnetic switch indicates that an object has been opened.

5.1.3 Temporal encoding. To capture temporal patterns in the data, we extract three time-related attributes from the timestamp: day of the week, hour of the day, and seconds within the hour. Coarser temporal attributes, such as the month, are deliberately excluded, as most datasets span only one or a limited number of months, which would be insufficient for learning meaningful periodic behaviors or habits. The selected attributes reflect recurring daily and weekly cycles that are more consistently observable across datasets.

Different encoding strategies are employed depending on the nature of each temporal attribute. For the day of the week and the hour of the day, we adopt a cyclical encoding that explicitly models their periodic structure [65]. Each value is transformed using multiple harmonic frequencies of the corresponding base period and represented as a sequence of sine-cosine pairs. This formulation allows the model to preserve temporal continuity and cyclic proximity (e.g., between consecutive hours or days). In line with prior work [52], a subsequent projection is applied to both representations, enabling the model to learn which frequency components are most informative, thereby improving robustness to sparse or irregular temporal sampling. In contrast, the seconds-within-the-hour attribute is treated as a discrete variable and encoded using a learned embedding representation, as it does not exhibit meaningful cyclical continuity. Unlike hours or days, where boundary values are semantically close (e.g., 23:59 and 00:01 both correspond to midnight), the wrap-around of seconds coincides with an hour transition, representing a discontinuity rather than a natural cycle.

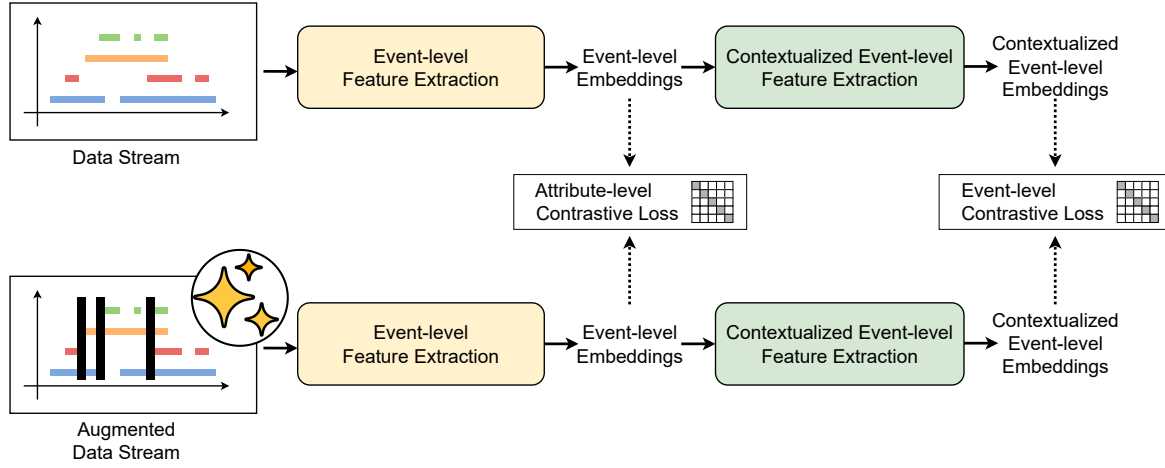


Fig. 4. Dual contrastive learning framework for pretraining DomusFM. Attribute-level contrastive loss learns robust event representations by masking individual attributes, while event-level contrastive loss captures temporal context by masking entire events. Both stages use augmented data streams to learn representations through contrastive objectives.

5.1.4 Attribute Self-Attention. The encoded attributes are aggregated into a unified event-level representation through a self-attention mechanism applied across all previously described attribute dimensions. This choice is motivated by the observation that individual attributes do not carry meaning in isolation, but rather in relation to each other: for instance, a kitchen sensor activation at 7:00 AM suggests a different activity than the same activation at 11:00 PM. The self-attention mechanism explicitly models these inter-attribute dependencies, producing a unified representation that captures their contextual interactions. As a result, each event is represented by a single vector that serves as the foundational unit for subsequent modeling.

5.2 Contextualized Event-level Feature Extraction

The Contextualized Event-level Feature Extraction module enriches the individual event representations by incorporating information from surrounding events in the window, as illustrated in Figure 3b. This module takes as input the event embeddings of all the events in a window and processes them sequentially through a transformer-based architecture. The core of this module consists of stacked transformer encoder layers. The self-attention mechanism enables each event to attend to all other events in the window, allowing the model to capture sequential dependencies, temporal patterns, and contextual relationships between events. This design allows the model to learn complex interactions between events and produce Contextualized Event Embeddings that encode not only the intrinsic characteristics of each individual event but also its role and significance within the broader window.

5.3 Pretraining the Foundation Model

To pretrain our model, we adopted a self-supervised dual pretraining paradigm inspired by [53] and depicted in Figure 4. The first phase of this dual contrastive learning framework employs an **attribute-level** contrastive loss. In this phase, we augment events by masking one attribute at a time (i.e, substituting the value of that attribute with a "MASK" token). Events are randomly selected for augmentation according to a predefined probability. For each selected event, we randomly choose which specific attribute to mask. Both the original

and the augmented sequences are then independently processed by the model to obtain their corresponding sequence-level embeddings. The original sequence and its masked augmentation form a positive pair, while embeddings from other sequences within the same batch are treated as negative samples. The model is then trained using an InfoNCE loss [57] to learn robust attribute-level representations.

The second phase introduces an **event-level** contrastive loss, where we augment entire sequences by masking complete events with a certain probability, applying the masking operation to all attributes of the selected events simultaneously (in this case, we substitute the value of all the attributes of that event with a "MASK" token). Similarly, the original sequence and its masked augmentation form a positive pair, while embeddings from other sequences within the same batch are treated as negative samples. This phase also employs an InfoNCE loss for optimization. Following the dual contrastive learning paradigm, the event-level feature extractor is frozen after the first phase, ensuring that the model builds upon the learned attribute-level representations while developing higher-level contextual understanding during the second phase.

5.4 Task-specific Heads

The components described so far constitute the general-purpose feature extractor that produces rich, contextualized representations of sensor event sequences. To adapt these representations to a specific downstream task, we append a task-specific head on top of the shared encoder during fine-tuning. The task-specific head is designed according to the task of interest and operates on the contextualized event-level embeddings produced by the encoder. This modular design enables the reuse of the same feature extraction backbone across multiple tasks while allowing flexible and targeted optimization for each application. The specific heads we employed in this paper are explained, for each downstream task, in section 7. It is important to note that the primary contribution of this work lies in the feature extraction framework itself; the task-specific heads employ standard architectures and are included to demonstrate the applicability and effectiveness of the learned representations.

6 Considered Smart-home Datasets

In this section, we provide an overview of the datasets considered in this work for both pretraining and downstream tasks. We selected publicly available datasets that match the characteristics described in Section 2.1, ensuring diversity in sensors, environments, users, and activities. It is important to note that, as described in Section 7.1, when a dataset is used for fine-tuning and testing on downstream tasks, no part of that dataset is included in the pretraining phase, ensuring a proper evaluation of the model's generalization capabilities.

6.1 Datasets Descriptions

6.1.1 CASAS Datasets. The CASAS smart-home project provides a comprehensive repository of annotated sensor data for activity recognition research [30]. The datasets are collected from real smart homes instrumented with PIR motion sensors, magnetic sensors, and temperature sensors. While the CASAS repository include a high number of different datasets, we focused on the two widely adopted Aruba and Milan. That's because they both capture single-resident scenarios, and are commonly employed as standard benchmarks. Moreover, including additional CASAS datasets would create a severely unbalanced evaluation that could bias our models toward CASAS-specific characteristics.

6.1.2 Van Kasteren Datasets. The van Kasteren datasets represent one of the earliest and most influential benchmark collections for ADLs in smart homes [72]. The datasets were collected from real-world residences equipped with wireless sensor networks using simple, non-intrusive binary sensors, including reed switches, pressure mats, PIR motion detectors, mercury contacts, and float sensors. We utilized two houses from this collection: House A and House C. We excluded House B from our experiments due to the lack of explicit semantic information about the sensors, which is crucial for our approach.

6.1.3 UCI Datasets. The UCI ADL Binary datasets, introduced by Ordóñez et al. [58], comprise data collected from two real smart homes (A and B) instrumented with binary sensors, including PIR motion sensors, pressure sensors, magnetic sensors (reed switches), float sensors, and plug sensors for electrical appliances. We excluded Home A from our experiments as previous works have demonstrated that this dataset is too simple and does not provide additional informative value for evaluation [26].

6.1.4 Orange Datasets. The Orange Labs datasets comprise two collections for ambient sensor-based activity recognition. Orange4Home [33] includes 236 heterogeneous sensors, including binary sensors, water consumption meters, power monitors, and environmental sensors (luminosity, CO₂, noise) from a single occupant. MuRAL (Multi-Resident Ambient sensor dataset with natural Language) [22] extends to multi-resident scenarios with 23 sensors (PIR motion sensors, magnetic contacts, and smart plugs), capturing sessions with 2 to 4 participants. Although from the same provider, these datasets were collected with a significant temporal gap using completely different sensor configurations and experimental scenarios, making them complementary rather than redundant.

7 Experimental Evaluation

In this section, we show how DomusFM matches the core properties of a foundation model by evaluating its adaptability and generalization capabilities across multiple datasets and tasks, showing consistent improvements over state-of-the-art baselines even under severe data scarcity. As discussed in Section 3, we consider ADL recognition and next events prediction as downstream tasks, as these are the focus of existing literature, enabling meaningful baseline comparisons.

7.1 Experimental Setup

To comprehensively evaluate DomusFM and demonstrate its ability to generalize to previously unseen environments, we employed a rigorous leave-one-dataset-out evaluation [59] across all seven datasets described in Section 6. In this evaluation strategy, six datasets were used exclusively for pretraining, while the seventh dataset was held out entirely and used only for fine-tuning and testing on downstream tasks. This means that no data from the held-out dataset was exposed to the model during pretraining. The fine-tuning and test data represent completely unseen smart-home environments and users. This procedure was repeated seven times, with each dataset serving as the held-out evaluation dataset exactly once, ensuring a thorough assessment of the model's cross-dataset generalization capabilities.

7.1.1 Pretraining. For the pretraining phase, we utilized all available data from each of the six training datasets in their entirety, following the dual contrastive learning framework described in Section 5.3. To address the substantial size imbalances across datasets (where some datasets contain significantly more samples than others), we applied random oversampling at the dataset level. This technique ensures that smaller datasets contribute proportionally during training, preventing the model from being disproportionately influenced by larger datasets and promoting balanced representation learning across diverse smart-home environments.

7.1.2 Fine-tuning and testing for Downstream Tasks. To simulate realistic data scarcity scenarios commonly encountered in practical smart-home deployments, we introduced a parameter called the Training Data %, representing the percentage of available labeled training data from the held-out dataset. For each Data scarcity scenario, we randomly sampled the corresponding percentage of instances from the unseen downstream dataset and conducted fine-tuning exclusively on this limited subset. We systematically evaluated our model across four Training Data percentages: 5%, 10%, 15%, and 30% of the training data. The robustness and statistical reliability of our results were ensured through a standard 5-fold cross-validation applied during the fine-tuning and evaluation phase, with performance metrics averaged across all folds. For the fine-tuning phase on downstream tasks, we trained for 10 epochs. Notably, we did not employ early stopping during fine-tuning because the extremely limited

amount of labeled training data made it impractical to extract a separate validation set without significantly compromising model performance. Instead, we relied on cross-validation across folds to ensure robust evaluation.

7.2 Implementation Details

7.2.1 DomusFM's Configuration. For the pretrained LLM component used in sensor encoding, we employed a Sentence-BERT model, specifically the all-MiniLM-L6-v2 variant from the sentence-transformers library¹. We fixed the dimensionality d of the latent space at 384 for both event-level and contextualized event-level representations. For the multi-head attention mechanism in the contextualized event-level feature extraction module, we set the number of attention heads to 12 and the number of transformer layers to 12, following standard practices established in the transformer literature. These architectural choices were designed to strike an appropriate balance between model expressiveness and optimization stability. Unlike domains such as natural language processing, where foundation models are pretrained on massive corpora containing billions of tokens, the smart-home domain, even when aggregating multiple publicly available datasets, provides substantially less pretraining data. Consequently, employing an excessively large model with billions of parameters would risk overfitting and poor generalization. Our implementation contains a total of 36,075,240 trainable parameters, which we found to be well-suited for the scale of available smart-home data. The complete framework was implemented in Python 3 using the PyTorch library for model development.²

7.2.2 Segmentation. For processing the continuous stream of sensor events, we employed a fixed event-based segmentation strategy, setting the window size to $N = 30$ consistently with the literature [39, 51]. To ensure comprehensive coverage of the entire data stream, we used an overlap of 29 events between consecutive windows, resulting in a sliding window that advances by one event at a time.

7.3 Downstream task 1: ADL Recognition

7.3.1 Problem Formulation. Before presenting our experimental results, we formally define the ADL recognition task addressed in this work. Let $W \in \mathcal{W}$ be a window of N consecutive sensor events, and let $\mathcal{A} = \{a_1, a_2, \dots, a_M\}$ be the set of M target activities of daily living of interest (e.g., cooking, sleeping, grooming). The ADL recognition problem consists of determining the activity $a \in \mathcal{A}$ that was being performed (or initiated) at the time of the last event e_N in the window W . In other words, given a sequence of sensor events leading up to and including a specific moment in time, the task is to classify which activity the resident was engaged in at that moment. It is important to note that this is not the only possible formulation used in the human activity recognition domain. The formulation we adopt follows established works in the literature [39, 51] and is particularly well-suited for real-time activity monitoring applications, where the system must continuously infer the current activity based on the most recent sensor observations. This formulation also aligns with the sliding window approach commonly employed in smart-home activity recognition systems.

7.3.2 Baseline. For comparison, we employed DeepCASAS [56] as our baseline, which represents a widely-adopted deep learning baseline for activity recognition in smart-home environments. DeepCASAS utilizes a bidirectional LSTM network architecture that captures both forward and backward temporal dependencies in sensor event streams. We implemented the model using the identical architecture and hyperparameters as specified in the original paper, ensuring a fair comparison.

7.3.3 ADL Recognition Head. For the ADL recognition downstream task, we implement the head as a simple linear layer that takes the contextualized event embeddings as input and outputs a probability distribution over the target classes.

¹<https://huggingface.co/sentence-transformers>

²Upon acceptance, we will publish the code of DomusFM as open-source software.

7.3.4 Results. For performance assessment, we utilized standard classification metrics, namely precision, recall, and F1-score, with weighted F1-scores reported in the results tables. The detailed results are presented in Table 2, which displays performance across all datasets and Train Data percentages. DomusFM consistently outperforms the DeepCASAS baseline across all seven datasets for all Train Data percentages. The improvements are particularly notable in highly constrained settings, where DomusFM achieves significant gains over baseline performance, with the largest benefits seen on some of the more challenging datasets. Even when more labeled data is available, DomusFM continues to outperform alternatives, demonstrating that it not only excels in few-shot scenarios but also leverages additional supervision effectively. These results highlight the strength of our foundation model approach, showing that pretraining on diverse smart-home environments enables robust transfer learning and strong performance even in minimally supervised target settings.

Table 2. ADL recognition performance (Weighted F1-score) comparing DomusFM against the DeepCASAS baseline across seven smart-home datasets and different Train Data percentages (5%, 10%, 15%, 30%). Results are averaged over 5-fold cross-validation. DomusFM outperforms the baseline for all Train Data percentages, across all datasets.

Train Data %	5%		10%		15%		30%	
	DeepCASAS	DomusFM	DeepCASAS	DomusFM	DeepCASAS	DomusFM	DeepCASAS	DomusFM
CASAS Milan	0.54	0.72	0.55	0.82	0.56	0.86	0.57	0.92
CASAS Aruba	0.71	0.76	0.72	0.78	0.72	0.82	0.73	0.91
Kasteren A	0.25	0.48	0.34	0.56	0.42	0.61	0.47	0.68
Kasteren C	0.31	0.59	0.35	0.67	0.36	0.72	0.40	0.81
Orange4Home	0.77	0.89	0.80	0.91	0.81	0.94	0.84	0.96
MuRal	0.21	0.60	0.26	0.70	0.29	0.71	0.34	0.80
UCI B	0.21	0.38	0.22	0.46	0.30	0.51	0.38	0.60

7.4 Downstream task 2: Next- k Events Prediction

7.4.1 Problem Formulation. The next- k events prediction task addresses a different aspect of smart-home understanding compared to ADL recognition. Given a window $W \in \mathcal{W}$ of N consecutive sensor events and the set of sensors S deployed in the environment, the task consists of predicting the next- k events that will occur in the event stream. Formally, for each sensor $s \in S$ and each status $\sigma \in \{\text{ON}, \text{OFF}\}$, we predict the count $C_{(s,\sigma)}$ representing how many times the event (s, σ) will occur in the next- k events.

Our formulation diverges from traditional sequence prediction tasks in several important ways. We are not interested in predicting the exact temporal order in which events will occur, nor their precise timestamps. Instead, we adopt a bag-of-events approach, focusing on predicting which sensor events will occur, with what status (ON or OFF), and how many times each event type will appear within the next- k events. This formulation is justified by the fine-grained temporal granularity at which we operate. Since we are predicting the immediate next- k events, which occur within a short time window and correspond to micro-actions within a single higher-level activity, the exact sequential order of these fine-grained sensor events is neither meaningful nor reliably predictable.

For instance, when a user is preparing a drink, whether they first open the refrigerator to retrieve water and then open the glass cabinet to get a glass, or perform these actions in reverse order, represents negligible behavioral variation at this granularity. Both sequences are part of the same atomic activity and are functionally equivalent from a behavioral modeling perspective. This stands in contrast to coarser-grained predictions over longer time horizons, where sequence order becomes critical: predicting whether a user will cook and then eat versus eat and then cook represents fundamentally different behavioral patterns. However, at the fine-grained level of individual sensor activations within the immediate future, such micro-level ordering carries little predictive

value for practical applications. What matters for applications such as energy management, proactive home automation, or anomaly detection is understanding which resources will be accessed and with what frequency in the near future, rather than their precise microsecond-level ordering within an ongoing activity.

We evaluated DomusFM on two prediction horizon $k = 10$ and $k = 30$ events. The $k = 30$ aligns with the window's length, while with $k = 10$ we test the performance over a shorter, more immediate period. Comparing these horizons reveals how accuracy changes as the forecasting window varies.

7.4.2 Baseline. To the best of our knowledge, no existing approach in the literature specifically addresses next- k events prediction using our bag-of-events formulation. Therefore, we adapted the method proposed by Takeda et al. [70], which represents the most recent work on events prediction in smart homes and is the closest to our formulation. The original approach employs a generative transformer architecture inspired by the GPT-2 model for predicting sequences of future sensor events, trained from scratch with smart-home sensor event sequences. We modified the inference procedure to predict a fixed number of k events following our bag-of-events approach, where the model outputs which events will occur and their respective counts. Apart from this adaptation to match our problem formulation, we trained the baseline using the same architecture and hyperparameters specified in the original paper to ensure a fair comparison.

7.4.3 Next- k Events Prediction Head. For next- k events prediction, we implement the head as a dual-head architecture consisting of two separate linear layers: the first predicts a distribution over possible future event types, while the second predicts the expected count for each event type within the next- k events.

7.4.4 Results. For performance assessment, we adopted an adaptation of precision and recall metrics specifically designed for bag-of-events (multisets). In particular: Let M_{GT} be the multiset of events in the ground truth sequence, M_{PRED} the predicted multiset of events, we can define

$$\text{Precision} = \frac{|M_{GT} \cap M_{PRED}|}{|M_{PRED}|}, \quad \text{Recall} = \frac{|M_{GT} \cap M_{PRED}|}{|M_{GT}|}, \quad F1 = \frac{2 \cdot \text{Precision} \cdot \text{Recall}}{\text{Precision} + \text{Recall}}$$

The results are therefore expressed in terms of F1-score. Since we are evaluating multiset predictions rather than individual class assignments, only an overall F1-score is computed, with no distinction between macro or weighted variants. Detailed results are presented in Table 3 for $k = 30$ and Table 4 for $k = 10$ across all datasets. Consistent with the ADL recognition task, our model substantially outperforms the baseline across all Train Data percentages in both cases, further validating the robustness and effectiveness of our approach under varying degrees of data scarcity.

Table 3. Next-30 events prediction performance (F1-score) comparing DomusFM against the GPT-2 based baseline across seven smart-home datasets and different Train Data percentages (5%, 10%, 15%, 30%). Results are averaged over 5-fold cross-validation. DomusFM outperforms the baseline in all scenarios across all datasets.

Train Data %	5%		10%		15%		30%	
	GPT-2	DomusFM	GPT-2	DomusFM	GPT-2	DomusFM	GPT-2	DomusFM
CASAS Milan	0.39	0.57	0.49	0.61	0.55	0.65	0.61	0.73
CASAS Aruba	0.52	0.59	0.55	0.62	0.60	0.65	0.63	0.70
Kasteren A	0.29	0.66	0.29	0.74	0.49	0.80	0.64	0.87
Kasteren C	0.46	0.59	0.47	0.69	0.47	0.75	0.67	0.86
Orange4Home	0.70	0.86	0.74	0.87	0.79	0.89	0.82	0.89
MuRai	0.63	0.69	0.65	0.75	0.73	0.79	0.76	0.84
UCI B	0.36	0.76	0.54	0.82	0.60	0.86	0.76	0.90

Table 4. Next-10 events prediction performance (F1-score) comparing DomusFM against the GPT-2 based baseline across seven smart-home datasets and different Train Data percentages (5%, 10%, 15%, 30%). Results are averaged over 5-fold cross-validation. DomusFM outperforms the baseline in all scenarios across all datasets.

Train Data %	5%		10%		15%		30%	
	GPT-2	DomusFM	GPT-2	DomusFM	GPT-2	DomusFM	GPT-2	DomusFM
CASAS Milan	0.37	0.52	0.41	0.56	0.51	0.58	0.52	0.62
CASAS Aruba	0.47	0.54	0.50	0.57	0.50	0.59	0.52	0.60
Kasteren A	0.28	0.45	0.43	0.54	0.53	0.58	0.62	0.70
Kasteren C	0.30	0.52	0.28	0.61	0.30	0.66	0.39	0.75
Orange4Home	0.62	0.79	0.64	0.83	0.75	0.85	0.79	0.85
MuRal	0.45	0.68	0.56	0.71	0.58	0.72	0.67	0.76
UCI B	0.32	0.62	0.42	0.68	0.46	0.70	0.51	0.76

7.5 Ablation study

In order to further validate our proposed architecture, we performed an ablation study focusing on the contextualized event-level feature extractor. We compared the full DomusFM architecture against a version without the contextualized event-level feature extractor, where the task-specific heads operate on event-level embeddings rather than the attention-based contextual representations. For this study, we chose two representative datasets that capture different home layouts and sensor densities: CASAS Milan and Kasteren C. We evaluated the performance of both the full and ablated model (w/o Context) across our two primary downstream tasks: ADL recognition and next-30 events prediction, considering all the Train Data percentages. The results, summarized in Tables 5 and 6, indicate a consistent decrease in performance across both tasks when the contextualization module is removed. Specifically, for ADL recognition, the drop in F1-score suggests that raw sensor events lack the temporal depth necessary to distinguish between some activities. Similarly, for next-30 events prediction, the reduction in accuracy highlights that encoding the sequential context of the event stream is critical for anticipating future transitions. However, it can be noted that even without the contextualization layer, the results remain competitive and stay above the established baselines. This suggests that, while the contextualization clearly provides a performance boost, the event-level feature extractor alone can be effective at extracting meaningful semantic information from individual sensor events.

Table 5. ADL recognition performance (F1-score) for the ablation study, comparing DomusFM without the contextualization module (w/o Context) against the full architecture (Full) across two representative datasets and different Train Data percentages (5%, 10%, 15%, 30%).

Train Data %	5%		10%		15%		30%	
	w/o Context	Full	w/o Context	Full	w/o Context	Full	w/o Context	Full
CASAS Milan	0.67	0.72	0.76	0.82	0.82	0.86	0.90	0.92
Kasteren C	0.50	0.59	0.59	0.67	0.63	0.72	0.74	0.81

Table 6. Next-30 events prediction performance (F1-score) for the ablation study, comparing DomusFM without the contextualization module (w/o Context) against the full architecture (Full) across two representative datasets and different Train Data percentages (5%, 10%, 15%, 30%).

Train Data %	5%		10%		15%		30%	
	w/o Context	Full	w/o Context	Full	w/o Context	Full	w/o Context	Full
CASAS Milan	0.50	0.57	0.53	0.61	0.55	0.65	0.61	0.73
Kasteren C	0.52	0.59	0.60	0.69	0.65	0.75	0.61	0.86

8 Discussion

8.1 Real-life deployment

A key design objective of DomusFM is to ensure practicality and feasibility in real-world smart-home deployments. Unlike many recent approaches that rely on large-scale models or external cloud-based services, DomusFM is explicitly engineered to be lightweight and computationally efficient, making it suitable for execution on edge devices commonly available in smart-home infrastructures.

The complete pretrained DomusFM model has a total memory usage of less than 500 MB, and the average inference time required to process a single window of sensor events is 9.9 ± 1 milliseconds for ADL recognition and 9.6 ± 1 milliseconds for next- k events prediction. These characteristics allow DomusFM to operate efficiently on standard smart-home gateways, which typically are responsible for aggregating and processing sensor data, but have limited computational resources compared to cloud servers. As a result, no specialized hardware or additional computational infrastructure is required for deployment.

This lightweight design enables DomusFM to be deployed directly at the edge, where sensor data are generated and collected. Edge deployment offers several important advantages over cloud-based solutions. First, it eliminates the need to transmit sensitive in-home activity data to external servers or third-party APIs, thereby significantly reducing privacy risks and aligning with the stringent privacy requirements of domestic environments. Second, it avoids recurring costs and latency associated with commercial API-based services, making the solution economically sustainable for long-term deployment. Finally, local inference improves system robustness and scalability, as performance is not affected by network connectivity issues or external service availability.

Beyond computational efficiency, the experimental results presented in Section 7 demonstrate that DomusFM can be effectively fine-tuned with limited labeled data while maintaining strong performance across previously unseen environments. In particular, the leave-one-dataset-out evaluation shows that the model generalizes well to new houses, different sensor configurations, and unseen occupants, despite substantial variability in layouts, sensing infrastructures, and activity distributions. This ability to adapt rapidly to novel smart-home settings with minimal supervision is a critical requirement for real-world deployment, where each installation is inherently unique and extensive annotation is impractical.

Overall, these properties ensure that DomusFM can be realistically deployed in real-world smart-home scenarios at low cost, with strong privacy guarantees and without reliance on external services.

8.2 Comparison with Zero-shot LLM Approaches

As discussed in Section 3.2, several recent works have proposed the use of large LLMs to address the ADL recognition problem in smart-home environments. These approaches typically frame activity recognition as a language understanding task by transforming sensor event streams into textual representations and leveraging the reasoning capabilities of pretrained LLMs. Importantly, these methods are limited to ADL recognition and do not extend to other smart-home tasks such as next- k event prediction.

A key advantage of LLM-based approaches is their ability to operate in a fully zero-shot setting, requiring no labeled training data. While this property is attractive, it is worth noting that, as discussed earlier in the paper, acquiring a limited amount of labeled data in smart-home scenarios is often realistic (e.g., during system installation or short calibration phases). As such, evaluating the trade-off between zero-shot performance and lightweight fine-tuning is crucial for assessing real-world applicability.

To this end, we compared DomusFM against a representative zero-shot LLM-based approach proposed in [39], which operates in a setting closely aligned with ours. Specifically, it performs ADL recognition using event-based segmentation with a fixed window length of 30 events, matching our experimental configuration. In addition to reproducing the original ADL recognition setup, we extended this approach to evaluate its performance on the next-30 events prediction task, enabling a broader comparison across tasks.

The quantitative comparison is reported in Tables 8 (ADL recognition) and 9 (next-30 events prediction). The results show that DomusFM consistently outperforms the zero-shot LLM-based approach on both datasets considered, even when fine-tuned using the smallest percentage of labeled data. This highlights the effectiveness of our foundation model in leveraging minimal supervision to achieve superior performance compared to purely zero-shot solutions.

It is important to emphasize that the LLM-based approach was evaluated strictly in its zero-shot configuration. A more exhaustive comparison could investigate few-shot prompting strategies, where labeled training instances are provided as in-context examples to the LLM. While such an analysis is beyond the scope of this work, it would come at the cost of increased prompt complexity, memory usage, and inference latency.

For this comparison, we used the best-performing model reported in [39], namely Gemma 27B, deployed locally on a Linux-based machine equipped with an NVIDIA A100 PCIe GPU with 80 GB of dedicated VRAM.

The LLM-based solution exhibited substantial computational overhead. The average inference times for ADL recognition were 8 ± 3 seconds. For the next- k events prediction task, inference times further increased to 15 ± 5 seconds. In addition, the model requires 18 GB of memory. These computational and memory requirements are orders of magnitude greater than those of DomusFM, shown in Section 8.1, a comparison of computational requirements is shown in Table 7.

Table 7. Computational Requirements Comparison: DomusFM demonstrates significantly lower memory footprint and faster inference times compared to the LLM-based solution, enabling deployment on standard smart-home gateways without specialized hardware.

Metric	DomusFM	LLM-based Solution
<i>Memory Usage</i>	< 500 MB	18 GB
<i>Inference Time</i>		
ADL recognition	9.9 ± 1 ms	8 ± 3 s
Next- k Events Prediction	9.6 ± 1 ms	15 ± 5 s
Deployment Requirements	Standard gateway	Specialized hardware

8.3 Limitations

While DomusFM demonstrates strong performance across diverse smart-home environments, some limitations warrant discussion.

8.3.1 Single-occupancy scenarios. Our approach focuses on environments with either single occupancy or perfect data association, where each sensor activation can be attributed to a specific individual. While single-occupant

Table 8. ADL recognition performance (Weighted F1-score) comparing DomusFM against the zero-shot LLM approach.

	LLM	DomusFM			
	Zero-shot	5%	10%	15%	30%
CASAS Milan	0.56	0.72	0.82	0.86	0.92
Kasteren C	0.48	0.59	0.67	0.72	0.81

Table 9. Next-30 events prediction performance (F1-score) comparing DomusFM against the zero-shot LLM approach.

	LLM	DomusFM			
	Zero-shot	5%	10%	15%	30%
CASAS Milan	0.45	0.57	0.61	0.65	0.73
Kasteren C	0.49	0.59	0.69	0.75	0.86

scenarios are realistic (e.g., elderly individuals living alone), perfect data association in multi-occupant settings remains an open challenge [8]. However, we believe DomusFM’s rich semantic representations could contribute to addressing this problem. Future work will explore leveraging our learned representations for improved data association in multi-occupant environments.

8.3.2 Binarization requirement. Our framework requires continuous sensor data to be converted into binary semantic states. While effective in capturing semantically meaningful information, this necessitates preprocessing and may result in information loss. Future work will explore architectures that directly integrate continuous sensor streams alongside binary events, reducing preprocessing requirements while preserving temporal dynamics and semantics.

8.3.3 Zero-shot generalization. DomusFM does not yet operate in a zero-shot fashion. Some cross-dataset approaches achieve zero-shot performance by mapping all activities to a common set, but this reduces activity complexity and weakens evaluation of true generalization. In contrast, DomusFM preserves environment-specific activity definitions and adapts with minimal supervision (5% labeled data) without activity mapping. Future work will investigate natural language supervision techniques to enable fully zero-shot operation while maintaining the original activity sets.

8.3.4 Task coverage. We evaluated two tasks: ADL recognition and next- k events prediction, the most studied tasks in smart-home research with established baselines for fair comparison. Future work will evaluate additional tasks, including, for instance anomaly detection, behavior change detection, occupancy prediction, etc., developing appropriate baselines where needed.

9 Conclusion and Future Work

This paper introduces DomusFM, the first foundation model specifically designed and pretrained for smart-home sensor data. We formalized the conceptual framework for event-level and contextualized representations, designed a novel architecture integrating semantic understanding with specialized temporal encoders, and demonstrated through rigorous leave-one-dataset-out evaluation across seven datasets that DomusFM substantially outperforms state-of-the-art baselines with minimal supervision (5% labeled data). DomusFM represents a paradigm shift from task-specific models to a general-purpose foundation model that rapidly adapts to diverse environments, infrastructures, and users. Its lightweight architecture enables edge deployment, addressing critical privacy and latency concerns for practical smart-home systems. By demonstrating effective transfer learning despite data scarcity, this work opens new possibilities for the widespread adoption of intelligent home systems. Future work,

as outlined in Section 8.3, will extend the model to multi-occupant environments, integrate continuous sensor streams directly, enable fully zero-shot generalization, and validate adaptability across broader smart-home tasks.

Acknowledgments

Acks go here.

References

- [1] Salar Abbaspourazad, Oussama Elachqar, Andrew C Miller, Saba Emrani, Udhyakumar Nallasamy, and Ian Shapiro. 2023. Large-scale training of foundation models for wearable biosignals. *arXiv preprint arXiv:2312.05409* (2023).
- [2] Zahraa S Abdullah, Mohamed Medhat Gaber, Bala Srinivasan, and Shonali Krishnaswamy. 2018. Activity recognition with evolving data streams: A review. *ACM Computing Surveys (CSUR)* 51, 4 (2018), 1–36.
- [3] Guillaume Alain and Yoshua Bengio. 2014. What regularized auto-encoders learn from the data-generating distribution. *The Journal of Machine Learning Research* 15, 1 (2014), 3563–3593.
- [4] Muhammad Raisul Alam, Mamun Bin Ibne Reaz, and Mohd Alauddin Mohd Ali. 2012. A review of smart homes—Past, present, and future. *IEEE transactions on systems, man, and cybernetics, part C (applications and reviews)* 42, 6 (2012), 1190–1203.
- [5] Abdoul Aziz Amadou, Yue Zhang, Sebastien Piat, Paul Klein, Ingo Schmucke, Tiziano Passerini, and Puneet Sharma. 2024. Echoapex: A general-purpose vision foundation model for echocardiography. *arXiv preprint arXiv:2410.11092* (2024).
- [6] Luca Arrotta, Gabriele Civitarese, and Claudio Bettini. 2022. Dexar: Deep explainable sensor-based activity recognition in smart-home environments. *Proceedings of the ACM on Interactive, Mobile, Wearable and Ubiquitous Technologies* 6, 1 (2022), 1–30.
- [7] Luca Arrotta, Gabriele Civitarese, and Claudio Bettini. 2024. Semantic loss: A new neuro-symbolic approach for context-aware human activity recognition. *Proceedings of the ACM on Interactive, Mobile, Wearable and Ubiquitous Technologies* 7, 4 (2024), 1–29.
- [8] Luca Arrotta, Gabriele Civitarese, Xi Chen, Julien Cumin, and Claudio Bettini. 2025. Multi-subject human activities: A survey of recognition and evaluation methods based on a formal framework. *Expert Systems with Applications* 267 (2025), 126178.
- [9] Lawal Babangida, Thinagaran Perumal, Norwati Mustapha, and Razali Yaakob. 2022. Internet of Things (IoT) based activity recognition strategies in smart homes: A review. *IEEE sensors journal* 22, 9 (2022), 8327–8336.
- [10] UABUA Bakar, Hemant Ghayvat, SF Hasanm, and Subhas Chandra Mukhopadhyay. 2015. Activity and anomaly detection in smart home: A survey. *Next generation sensors and systems* (2015), 191–220.
- [11] Andreas Bjerregaard, Peter Mørch Groth, Søren Hauberg, Anders Krogh, and Wouter Boomsma. 2025. Foundation models of protein sequences: A brief overview. *Current Opinion in Structural Biology* 91 (2025), 103004.
- [12] Rishi Bommasani, Drew Hudson, Ehsan Adeli, and ... 2021. On the opportunities and risks of foundation models. *arXiv preprint arXiv:2108.07258* (2021).
- [13] Damien Bouchabou, Sao Mai Nguyen, Christophe Lohr, Benoit LeDuc, and Ioannis Kanellos. 2021. A survey of human activity recognition in smart homes based on IoT sensors algorithms: Taxonomies, challenges, and opportunities with deep learning. *Sensors* 21, 18 (2021), 6037.
- [14] Tom Brown, Benjamin Mann, Nick Ryder, Melanie Subbiah, Jared D Kaplan, Prafulla Dhariwal, Arvind Neelakantan, Pranav Shyam, Girish Sastry, Amanda Askell, et al. 2020. Language models are few-shot learners. *Advances in neural information processing systems* 33 (2020), 1877–1901.
- [15] Rina Diane Caballar. 2024. What are foundation models? <https://www.ibm.com/think/topics/foundation-models>.
- [16] Defu Cao, Furong Jia, Sercan O Arik, Tomas Pfister, Yixiang Zheng, Wen Ye, and Yan Liu. 2023. Tempo: Prompt-based generative pre-trained transformer for time series forecasting. *arXiv preprint arXiv:2310.04948* (2023).
- [17] Flávia Dias Casagrande, Jim Tørresen, and Evi Zouganeli. 2018. Sensor event prediction using recurrent neural network in smart homes for older adults. In *2018 International Conference on Intelligent Systems (IS)*. IEEE, 662–668.
- [18] Flávia Dias Casagrande, Jim Tørresen, and Evi Zouganeli. 2019. Comparison of probabilistic models and neural networks on prediction of home sensor events. In *2019 International Joint Conference on Neural Networks (IJCNN)*. IEEE, 1–8.
- [19] Ching Chang, Wei-Yao Wang, Wen-Chih Peng, and Tien-Fu Chen. 2025. Llm4ts: Aligning pre-trained llms as data-efficient time-series forecasters. *ACM Transactions on Intelligent Systems and Technology* 16, 3 (2025), 1–20.
- [20] Liming Chen and Chris Nugent. 2009. Ontology-based activity recognition in intelligent pervasive environments. *International Journal of Web Information Systems* 5, 4 (2009), 410–430.
- [21] Xi Chen, Julien Cumin, Fano Ramparany, and Dominique Vaufreydaz. 2024. Towards llm-powered ambient sensor based multi-person human activity recognition. In *2024 IEEE 30th International Conference on Parallel and Distributed Systems (ICPADS)*. IEEE, 609–616.
- [22] Xi Chen, Julien Cumin, Fano Ramparany, and Dominique Vaufreydaz. 2025. MuRAL: A Multi-Resident Ambient Sensor Dataset Annotated with Natural Language for Activities of Daily Living. *arXiv preprint arXiv:2504.20505* (2025).

- [23] Youngsoo Choi, Siu Wun Cheung, Youngkyu Kim, Ping-Hsuan Tsai, Alejandro N Diaz, Ivan Zanardi, Seung Whan Chung, Dylan Matthew Copeland, Coleman Kendrick, William Anderson, et al. 2025. Defining Foundation Models for Computational Science: A Call for Clarity and Rigor. *arXiv preprint arXiv:2505.22904* (2025).
- [24] Aakanksha Chowdhery, Sharan Narang, Jacob Devlin, Maarten Bosma, Gaurav Mishra, Adam Roberts, Paul Barham, Hyung Won Chung, Charles Sutton, Sebastian Gehrmann, et al. 2023. Palm: Scaling language modeling with pathways. *Journal of Machine Learning Research* 24, 240 (2023), 1–113.
- [25] Franco Cicirelli, Giancarlo Fortino, Andrea Giordano, Antonio Guerrieri, Giandomenico Spezzano, and Andrea Vinci. 2016. On the design of smart homes: A framework for activity recognition in home environment. *Journal of medical systems* 40, 9 (2016), 200.
- [26] Gabriele Civitarese, Michele Fiori, Priyankar Choudhary, and Claudio Bettini. 2025. Large language models are zero-shot recognizers for activities of daily living. *ACM Transactions on Intelligent Systems and Technology* 16, 4 (2025), 1–32.
- [27] Gabriele Civitarese, Timo Szttyler, Daniele Riboni, Claudio Bettini, and Heiner Stuckenschmidt. 2019. POLARIS: Probabilistic and ontological activity recognition in smart-homes. *IEEE Transactions on Knowledge and Data Engineering* 33, 1 (2019), 209–223.
- [28] Ian Cleland, Luke Nugent, Federico Cruciani, and Chris Nugent. 2024. Leveraging large language models for activity recognition in smart environments. In *2024 International Conference on Activity and Behavior Computing (ABC)*. IEEE, 1–8.
- [29] Diane Cook, Kyle D Feuz, and Narayanan C Krishnan. 2013. Transfer learning for activity recognition: A survey. *Knowledge and information systems* 36, 3 (2013), 537–556.
- [30] Diane J. Cook, Aaron S. Crandall, Brian L. Thomas, and Narayanan C. Krishnan. 2013. CASAS: A Smart Home in a Box. *Computer* 46, 7 (2013), 62–69. doi:10.1109/MC.2012.328
- [31] Federico Cruciani, Stefan Gerd Fritsch, Ian Cleland, Vitor Fortes Rey, Chris Nugent, and Paul Lukowicz. 2025. Few-Shot Human Activity Recognition Using Lightweight Language Models. In *2025 International Conference on Activity and Behavior Computing (ABC)*. IEEE, 1–9.
- [32] Julien Cumin, Oussama Er-Rahmany, and Xi Chen. 2025. Knowledge Distillation for LLM-Based Human Activity Recognition in Homes. (2025).
- [33] Julien Cumin, Grégoire Lefebvre, Fano Ramparany, and James L Crowley. 2017. A dataset of routine daily activities in an instrumented home. In *International conference on ubiquitous computing and ambient intelligence*. Springer, 413–425.
- [34] Laura Daniele, Frank den Hartog, and Jasper Roes. 2015. Created in close interaction with the industry: the smart appliances reference (SAREF) ontology. In *International Workshop Formal Ontologies Meet Industries*. Springer, 100–112.
- [35] Devleena Das, Yasutaka Nishimura, Rajan P Vivek, Naoto Takeda, Sean T Fish, Thomas Ploetz, and Sonia Chernova. 2023. Explainable activity recognition for smart home systems. *ACM Transactions on Interactive Intelligent Systems* 13, 2 (2023), 1–39.
- [36] Jacob Devlin, Ming-Wei Chang, Kenton Lee, and Kristina Toutanova. 2019. Bert: Pre-training of deep bidirectional transformers for language understanding. In *Proceedings of the 2019 conference of the North American chapter of the association for computational linguistics: human language technologies, volume 1 (long and short papers)*. 4171–4186.
- [37] Meng Fang, Shilong Deng, Yudi Zhang, Zijing Shi, Ling Chen, Mykola Pechenizkiy, and Jun Wang. 2024. Large language models are neurosymbolic reasoners. In *Proceedings of the AAAI conference on artificial intelligence*, Vol. 38. 17985–17993.
- [38] Michele Fiori, Gabriele Civitarese, Priyankar Choudhary, and Claudio Bettini. 2025. Leveraging large language models for explainable activity recognition in smart homes: A critical evaluation. *ACM Transactions on Internet of Things* 6, 4 (2025), 1–25.
- [39] Michele Fiori, Gabriele Civitarese, Marco Colussi, and Claudio Bettini. 2026. Improving Zero-shot ADL Recognition with Large Language Models through Event-based Context and Confidence. *arXiv preprint arXiv:2601.08241* (2026).
- [40] Stefan Gerd Fritsch, Federico Cruciani, Vitor Fortes Rey, Ian Cleland, Luke Nugent, Paul Lukowicz, and Chris Nugent. 2024. Hierarchical Zero-Shot Approach for Human Activity Recognition in Smart Homes. In *International Conference on Ubiquitous Computing and Ambient Intelligence*. Springer, 163–175.
- [41] Azul Garza and Max Mergenthaler-Canseco. 2023. TimeGPT-1. *arXiv preprint arXiv:2310.03589* (2023).
- [42] Fei Han, Zidong Wang, Hongjian Liu, Hongli Dong, and Guoping Lu. 2024. Local design of distributed state estimators for linear discrete time-varying systems over binary sensor networks: A set-membership approach. *IEEE Transactions on Systems, Man, and Cybernetics: Systems* 54, 9 (2024), 5641–5654.
- [43] Harish Haresamudram, Irfan Essa, and Thomas Plötz. 2022. Assessing the state of self-supervised human activity recognition using wearables. *Proceedings of the ACM on Interactive, Mobile, Wearable and Ubiquitous Technologies* 6, 3 (2022), 1–47.
- [44] Zhiqing Hong, Zelong Li, Shuxin Zhong, Wenjun Lyu, Haotian Wang, Yi Ding, Tian He, and Desheng Zhang. 2024. Crosshar: Generalizing cross-dataset human activity recognition via hierarchical self-supervised pretraining. *Proceedings of the ACM on Interactive, Mobile, Wearable and Ubiquitous Technologies* 8, 2 (2024), 1–26.
- [45] Zhongyao Hu, Bo Chen, Yuchen Zhang, and Li Yu. 2022. Kalman-like filter under binary sensors. *IEEE Transactions on Instrumentation and Measurement* 71 (2022), 1–11.
- [46] Xinmei Huang and Sheng Zhang. 2023. Human activity recognition based on transformer in smart home. In *Proceedings of the 2023 2nd Asia Conference on Algorithms, Computing and Machine Learning*. 520–525.
- [47] Krzysztof Janowicz, Armin Haller, Simon JD Cox, Danh Le Phuoc, and Maxime Lefrançois. 2019. SOSA: A lightweight ontology for sensors, observations, samples, and actuators. *Journal of Web Semantics* 56 (2019), 1–10.

- [48] Ming Jin, Shiyu Wang, Lintao Ma, Zhixuan Chu, James Y Zhang, Xiaoming Shi, Pin-Yu Chen, Yuxuan Liang, Yuan-Fang Li, Shirui Pan, et al. 2023. Time-llm: Time series forecasting by reprogramming large language models. *arXiv preprint arXiv:2310.01728* (2023).
- [49] Sidney Katz, Thomas D Downs, Helen R Cash, and Robert C Grotz. 1970. Progress in development of the index of ADL. *The gerontologist* 10, 1_Part_1 (1970), 20–30.
- [50] Sekeun Kim, Pengfei Jin, Sifan Song, Cheng Chen, Yiwei Li, Hui Ren, Xiang Li, Tianming Liu, and Quanzheng Li. 2025. EchoFM: Foundation model for generalizable echocardiogram analysis. *IEEE transactions on medical imaging* (2025).
- [51] Narayanan C Krishnan and Diane J Cook. 2014. Activity recognition on streaming sensor data. *Pervasive and mobile computing* 10 (2014), 138–154.
- [52] Sangho Lee, Kyeongseo Min, Youngdoo Son, and Hyungrok Do. 2025. Adaptive Time Encoding for Irregular Multivariate Time-Series Classification. In *The Thirty-ninth Annual Conference on Neural Information Processing Systems*.
- [53] Yi Li, Weiming Huang, Gao Cong, Hao Wang, and Zheng Wang. 2023. Urban region representation learning with openstreetmap building footprints. In *Proceedings of the 29th ACM SIGKDD Conference on Knowledge Discovery and Data Mining*. 1363–1373.
- [54] Zechen Li, Shohreh Deldari, Linyao Chen, Hao Xue, and Flora D Salim. 2025. Sensorllm: Aligning large language models with motion sensors for human activity recognition. In *Proceedings of the 2025 Conference on Empirical Methods in Natural Language Processing*. 354–379.
- [55] Pengchen Liang, Bin Pu, Haishan Huang, Yiwei Li, Hualiang Wang, WeiBo Ma, and Qing Chang. 2025. Vision foundation models in medical image analysis: Advances and challenges. *arXiv preprint arXiv:2502.14584* (2025).
- [56] Daniele Liciotti, Michele Bernardini, Luca Romeo, and Emanuele Frontoni. 2020. A sequential deep learning application for recognising human activities in smart homes. *Neurocomputing* 396 (2020), 501–513.
- [57] Aaron van den Oord, Yazhe Li, and Oriol Vinyals. 2018. Representation learning with contrastive predictive coding. *arXiv preprint arXiv:1807.03748* (2018).
- [58] Fco Javier Ordóñez, Paula De Toledo, and Araceli Sanchis. 2013. Activity recognition using hybrid generative/discriminative models on home environments using binary sensors. *Sensors* 13, 5 (2013), 5460–5477.
- [59] Riccardo Presotto, Sannara Ek, Gabriele Civitarese, François Portet, Philippe Lalanda, and Claudio Bettini. 2023. Combining public human activity recognition datasets to mitigate labeled data scarcity. In *2023 IEEE International Conference on Smart Computing (SMARTCOMP)*. IEEE, 33–40.
- [60] Alec Radford, Jong Wook Kim, Chris Hallacy, Aditya Ramesh, Gabriel Goh, Sandhini Agarwal, Girish Sastry, Amanda Askell, Pamela Mishkin, Jack Clark, et al. 2021. Learning transferable visual models from natural language supervision. In *International conference on machine learning*. PmLR, 8748–8763.
- [61] Kashif Rasul, Arjun Ashok, Andrew Robert Williams, Arian Khorasani, George Adamopoulos, Rishika Bhagwatkar, Marin Biloš, Hena Ghonia, Nadhir Hassen, Anderson Schneider, et al. 2023. Lag-llama: Towards foundation models for time series forecasting. In *Robustness of Few-shot and Zero-shot Learning in Large Foundation Models*.
- [62] Andrea Rosales Sanabria, Franco Zambonelli, and Juan Ye. 2021. Unsupervised domain adaptation in activity recognition: A GAN-based approach. *IEEE Access* 9 (2021), 19421–19438.
- [63] Johannes Schmude, Sujit Roy, Will Trojak, Johannes Jakubik, Daniel Salles Civitarese, Shraddha Singh, Julian Kuehnert, ANKUR KUMAR, Aman Gupta, Christopher E Phillips, et al. [n. d.]. A Foundation Model for Weather and Climate. ([n. d.]).
- [64] Johannes Schneider, Christian Meske, and Pauline Kuss. 2024. Foundation models: A new paradigm for artificial intelligence. *Business & Information Systems Engineering* 66, 2 (2024), 221–231.
- [65] Leslie N Smith. 2017. Cyclical learning rates for training neural networks. In *2017 IEEE winter conference on applications of computer vision (WACV)*. IEEE, 464–472.
- [66] Elnaz Soleimani and Ehsan Nazerfard. 2021. Cross-subject transfer learning in human activity recognition systems using generative adversarial networks. *Neurocomputing* 426 (2021), 26–34.
- [67] Weihao Song, Zidong Wang, Jianan Wang, Fuad E Alsaadi, and Jiayuan Shan. 2021. Secure particle filtering for cyber-physical systems with binary sensors under multiple attacks. *IEEE Systems Journal* 16, 1 (2021), 603–613.
- [68] Vivek Srikumar. 2017. An algebra for feature extraction. In *Proceedings of the 55th Annual Meeting of the Association for Computational Linguistics (Volume 1: Long Papers)*. 1891–1900.
- [69] S Szewczyk, K Dwan, B Minor, B Swedlove, and D Cook. 2009. Annotating smart environment sensor data for activity learning. *Technology and Health Care* 17, 3 (2009), 161–169.
- [70] Naoto Takeda, Roberto Legaspi, Yasutaka Nishimura, Kazushi Ikeda, Atsunori Minamikawa, Thomas Plötz, and Sonia Chernova. 2024. Sensor event sequence prediction for proactive smart home: A GPT2-based autoregressive language model approach. *Journal of Ambient Intelligence and Smart Environments* 16, 3 (2024), 275–308.
- [71] Megha Thukral, Sourish Gunesh Dhekane, Shruthi K Hiremath, Harish Haresamudram, and Thomas Ploetz. 2025. Layout-agnostic human activity recognition in smart homes through textual descriptions of sensor triggers (tdost). *Proceedings of the ACM on Interactive, Mobile, Wearable and Ubiquitous Technologies* 9, 1 (2025), 1–38.

- [72] Tim LM van Kasteren, Gwenn Englebienne, and Ben JA Kröse. 2011. Human activity recognition from wireless sensor network data: Benchmark and software. In *Activity recognition in pervasive intelligent environments*. Springer, 165–186.
- [73] Robert Verkuil, Ori Kabeli, Yilun Du, Basile IM Wicky, Lukas F Milles, Justas Dauparas, David Baker, Sergey Ovchinnikov, Tom Sercu, and Alexander Rives. 2022. Language models generalize beyond natural proteins. *BioRxiv* (2022), 2022–12.
- [74] Martin Vetterli, Jelena Kovačević, and Vivek K Goyal. 2014. *Foundations of signal processing*. Cambridge University Press.
- [75] Pascal Vincent, Hugo Larochelle, Yoshua Bengio, and Pierre-Antoine Manzagol. 2008. Extracting and composing robust features with denoising autoencoders. In *Proceedings of the 25th international conference on Machine learning*. 1096–1103.
- [76] Aiguo Wang, Shenghui Zhao, Chundi Zheng, Jing Yang, Guilin Chen, and Chih-Yung Chang. 2020. Activities of daily living recognition with binary environment sensors using deep learning: A comparative study. *IEEE Sensors Journal* 21, 4 (2020), 5423–5433.
- [77] Wenhui Wang, Hangbo Bao, Li Dong, Johan Bjorck, Zhiliang Peng, Qiang Liu, Kriti Aggarwal, Owais Khan Mohammed, Saksham Singhal, Subhojit Som, et al. 2023. Image as a foreign language: Beit pretraining for vision and vision-language tasks. In *Proceedings of the IEEE/CVF Conference on Computer Vision and Pattern Recognition*. 19175–19186.
- [78] Qingxin Wei, Jiaming Huang, Yi Gao, and Wei Dong. 2025. One Model to Fit Them All: Universal IMU-based Human Activity Recognition with LLM-assisted Cross-dataset Representation. *Proceedings of the ACM on Interactive, Mobile, Wearable and Ubiquitous Technologies* 9, 3 (2025), 1–22.
- [79] Tianwei Xing, Luis Garcia, Marc Roig Vilamala, Federico Cerutti, Lance Kaplan, Alun Preece, and Mani Srivastava. 2020. Neuroplex: learning to detect complex events in sensor networks through knowledge injection. In *Proceedings of the 18th conference on embedded networked sensor systems*. 489–502.
- [80] Maxwell A Xu, Jaya Narain, Gregory Darnell, Haraldur Hallgrímsson, Hyewon Jeong, Darren Forde, Richard Fineman, Karthik J Raghuram, James M Reh, and Shirley Ren. 2024. Relcon: Relative contrastive learning for a motion foundation model for wearable data. *arXiv preprint arXiv:2411.18822* (2024).
- [81] Hua Yan, Heng Tan, Yi Ding, Pengfei Zhou, Vinod Nambodiri, and Yu Yang. 2025. Large Language Model-guided Semantic Alignment for Human Activity Recognition. *Proceedings of the ACM on Interactive, Mobile, Wearable and Ubiquitous Technologies* 9, 4 (2025), 1–25.
- [82] Hang Yuan, Shing Chan, Andrew P Creagh, Catherine Tong, Aidan Acquah, David A Clifton, and Aiden Doherty. 2024. Self-supervised learning for human activity recognition using 700,000 person-days of wearable data. *NPJ digital medicine* 7, 1 (2024), 91.
- [83] Lu Yuan, Dongdong Chen, Yi-Ling Chen, Noel Codella, Xiyang Dai, Jianfeng Gao, Houdong Hu, Xuedong Huang, Boxin Li, Chunyuan Li, et al. 2021. Florence: A new foundation model for computer vision. *arXiv preprint arXiv:2111.11432* (2021).
- [84] Jiawen Zhang, Shuai Han, Yiwei Weng, Yinong Hu, Mingyu Zhang, Mingzhou Cheng, and Guozong Zhang. 2025. Large language model-driven framework for inertial measurement unit-based worker activity recognition. *Automation in Construction* 180 (2025), 106594.
- [85] Shaoting Zhang and Dimitris Metaxas. 2024. On the challenges and perspectives of foundation models for medical image analysis. *Medical image analysis* 91 (2024), 102996.
- [86] Xiyuan Zhang, Diyan Teng, Ranak Roy Chowdhury, Shuheng Li, Dezhi Hong, Rajesh Gupta, and Jingbo Shang. 2024. UniMTS: Unified Pre-training for Motion Time Series. *Advances in Neural Information Processing Systems* 37 (2024), 107469–107493.
- [87] Yuchen Zhang, Bo Chen, and Li Yu. 2020. Fusion estimation under binary sensors. *Automatica* 115 (2020), 108861.
- [88] Yuwei Zhang, Tong Xia, Jing Han, Yu Wu, Georgios Rizos, Yang Liu, Mohammed Mosuily, J Ch, and Cecilia Mascolo. 2024. Towards open respiratory acoustic foundation models: Pretraining and benchmarking. *Advances in Neural Information Processing Systems* 37 (2024), 27024–27055.

Received 20 February 2007; revised 12 March 2009; accepted 5 June 2009