

Seeing Is Believing? A Benchmark for Multimodal Large Language Models on Visual Illusions and Anomalies

Wenjin Hou^{1†} Wei Liu² Han Hu² Xiaoxiao Sun³ Serena Yeung-Levy³ Hehe Fan¹

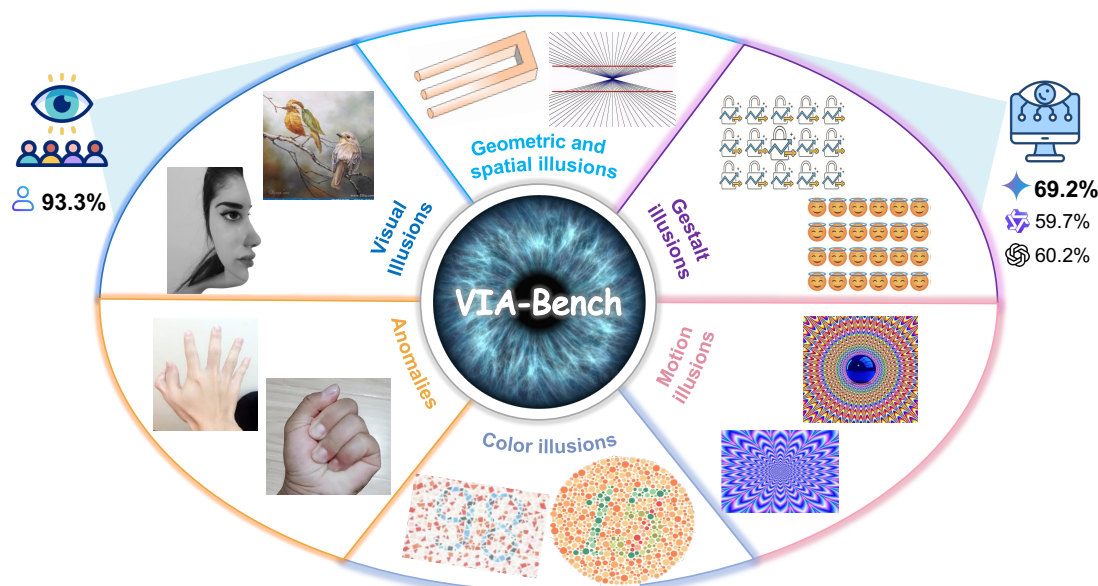


Figure 1. Overview of VIA-Bench. The benchmark includes six categories: color illusions, motion illusions, gestalt illusions, geometric and spatial illusions, general visual illusions, and visual anomalies. These scenarios require MLLMs to develop human-like perception and deliberate reasoning. On VIA-Bench, humans achieve 93.30% average accuracy, whereas the best MLLM reaches 69.23%.

Abstract

Multimodal Large Language Models (MLLMs) have shown remarkable proficiency on general-purpose vision-language benchmarks, reaching or even exceeding human-level performance. However, these evaluations typically rely on standard in-distribution data, leaving the robustness of MLLMs largely unexamined when faced with scenarios that defy common-sense priors. To address this gap, we introduce VIA-Bench, a challenging benchmark designed to probe model performance on visual illusions and anomalies. It includes six core categories: color illusions, motion illusions, gestalt illusions, geometric and spatial illusions, general visual illusions, and visual anomalies. Through careful human-in-the-

loop review, we construct over 1K high-quality question-answer pairs that require nuanced visual reasoning. Extensive evaluation of over 20 state-of-the-art MLLMs, including proprietary, open-source, and reasoning-enhanced models, uncovers significant vulnerabilities. Notably, we find that Chain-of-Thought (CoT) reasoning offers negligible robustness, often yielding “brittle mirages” where the model’s logic collapses under illusory stimuli. Our findings reveal a fundamental divergence between machine and human perception, suggesting that resolving such perceptual bottlenecks is critical for the advancement of artificial general intelligence. The benchmark data and code will be released.

1. Introduction

Recent years have witnessed the prominent role of Multimodal Large Language Models (MLLMs) across visual domains (Achiam et al., 2023; Gemini Team, 2025). Frontier

[†]Work done during an internship at Tencent Hunyuan Team.

¹Zhejiang University ²Tencent Hunyuan Team ³Stanford University. Correspondence to: Hehe Fan <hehefan@zju.edu.cn>.

proprietary systems have reached human-level performance on a wide spectrum of visual benchmarks (Yue et al., 2025; Song et al., 2025). Beyond basic perception, these models are evolving into sophisticated reasoning agents (Guo et al., 2025b; OpenAI, 2025b), exhibiting multi-step Chain-of-Thought (CoT) reasoning and “thinking with images” capabilities (Xu et al., 2025; Zhang et al., 2025).

To assess these increasingly powerful capabilities, numerous benchmarks have been proposed from various perspectives. Most of them, however, still emphasize standard visual contexts and stepwise reasoning (Wang et al., 2025a; Zhao et al., 2025; Zeng et al., 2025). Parallel efforts probe counterfactual logic or visual puzzles (Komanduri et al., 2025; Song et al., 2025; Gao et al., 2025). Yet, emerging evidence consistently shows that many existing multimodal benchmarks lack sufficient difficulty and discriminative power for frontier models (Roberts et al., 2025b; Wang et al., 2025b), underscoring the gap between superficial benchmark success and genuine visual intelligence.

More precisely, these evaluations rarely stress-test models under *atypical conditions* such as cognitive illusions, perceptual conflicts, and intuition-breaking scenarios, where reliance on canonical priors can directly contradict visual evidence. For instance, models often blindly predict “five” for a six-fingered hand, prioritizing a learned prototype over what is actually shown (see Fig. 1). As MLLMs increasingly saturate standard benchmarks (Yue et al., 2025), this gap becomes more consequential and motivates a fundamental question: *Do MLLMs truly perceive visual signals, or are they merely performing sophisticated pattern matching against internalized canonical priors?*

These scenarios (see Fig. 1) are particularly well suited for probing this question as they expose failure modes that standard evaluations often miss and cannot be addressed by superficial statistical shortcuts. In other words, such illusions fundamentally challenge the intuition that “*seeing is believing*”. Dealing with these out-of-distribution situations forces MLLMs to consciously weigh what is seen (visual evidence) against what is known (internal knowledge), fostering human-like perception and deliberate reasoning.

To address these limitations, we present VIA-Bench, a comprehensive and sufficiently challenging benchmark targeting visual illusions and anomalies. As depicted in Fig. 1, VIA-Bench spans diverse specialized categories: color illusions (CI), motion illusions (MI), gestalt illusions (GI), geometric and spatial illusions (GSI), general visual illusions (VI), and visual anomalies (VA)¹. Although these illusions can mislead humans at first glance, they are ultimately interpretable by human observers. By contrast, state-of-the-art

¹In Appendix A, we provide detailed descriptions and analyses of these categories.

(SOTA) MLLMs still lag substantially behind.

We construct VIA-Bench via careful human-in-the-loop review. For each scene, we focus on two key aspects. First, image content (the “*What*”): what is the intrinsic nature of the image itself? Second, the reasoning dimension (the “*How*”): what question should be designed to provoke the model’s reasoning capabilities? To ensure data quality and diversity, we adopt a multi-stage pipeline to generate question-answer (QA) pairs (see Fig. 2). After rigorous quality verification, we obtain 1,004 multiple-choice questions.

To analyze model behavior, we conduct extensive evaluations, including 6 open-source, 7 proprietary systems, and 11 reasoning-enhanced models, with parameter counts ranging from 3B to 235B. We perform a preliminary analysis and distill three core insights. *First*, advanced MLLMs still exhibit a major bottleneck compared to humans (see Table 1). Our VIA-Bench serves as a rigorous testbed to quantify this gap. *Second*, widely used CoT reasoning often degrades accuracy on this benchmark (see Table 2). This quantifies the models’ robustness and vulnerability. *Third*, inconsistent performance across categories further exposes underlying limitations (see Table 1 and Fig. 4). With this work, we aim to incentivize the community to explore the headroom of MLLMs and illuminate directions. This work highlights the following contributions:

- **The VIA-Bench Dataset:** We develop a challenging benchmark targeting visual illusions and anomalies, comprising six specialized categories and 1,004 meticulously curated QA pairs.
- **Extensive Benchmarking:** We evaluate 20+ MLLMs, including proprietary systems, open-source models, and reasoning-enhanced architectures. Our results reveal that even the most advanced models lag substantially behind human performance, exposing a persistent bottleneck in machine perception.
- **The CoT Paradox:** Through detailed analysis, we reveal that CoT reasoning often provides little robustness against these scenarios. This finding suggests that current reasoning mechanisms may amplify internalized priors, offering critical insights for MLLM development.

2. Preliminaries and Problem Formulation

The primary objective of VIA-Bench is to evaluate the capacity of MLLMs to reconcile conflicting visual stimuli with internal common-sense priors. We focus on scenarios where standard reasoning often fails due to the deceptive nature of the visual input.

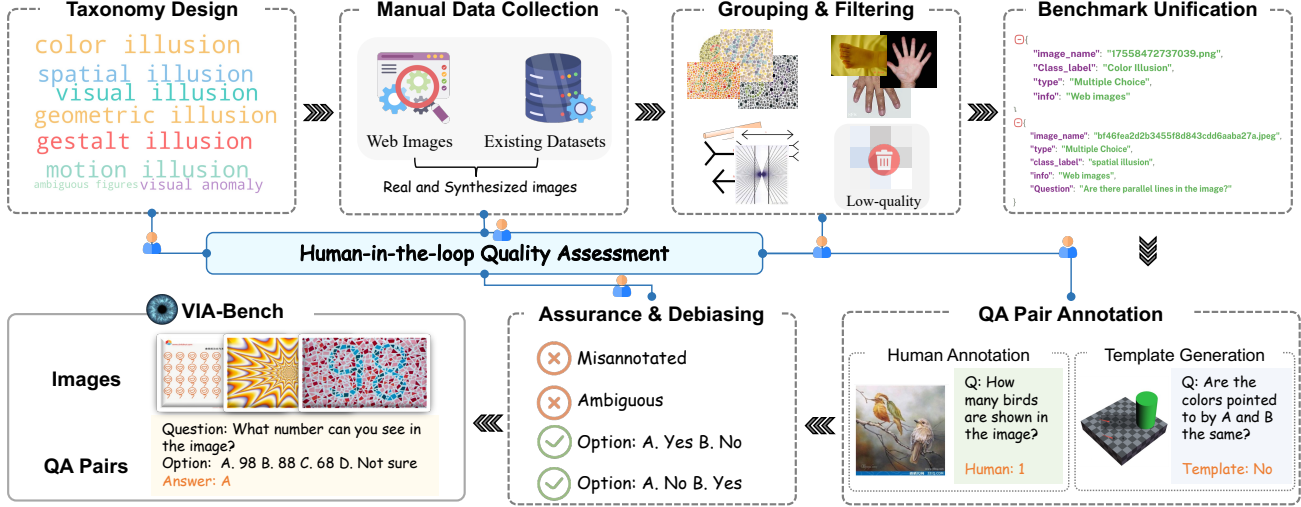


Figure 2. Benchmark construction pipeline. The workflow progresses from data collection to unification, annotation, and debiasing, ultimately forming VIA-Bench. To ensure high quality, we apply human-in-the-loop assessment at all key stages.

2.1. Formal Task Definition

Let \mathcal{I} denote the space of images and \mathcal{T} denote the space of natural language. For a given instance in VIA-Bench, we define the input as a tuple (\mathbf{x}, q, O, i) , where:

- $\mathbf{x} \in \mathcal{I}$ represents an illusory or anomalous image;
- $q \in \mathcal{T}$ is a task-specific question designed to probe the model’s perception;
- $O = \{o_1, \dots, o_m\}$ is a set of m candidate options ($m \geq 2$), containing exactly one ground-truth label y ;
- $i \in \mathcal{T}$ is a formatting instruction (e.g., “Please provide your answer in the following format: Answer: []”) to ensure deterministic parsing.

An MLLM, denoted as a parameterized function f_θ , maps the concatenated visual and textual inputs to a predicted answer a :

$$a = f_\theta(\mathbf{x}, q, O, i).$$

In our evaluation, we further explore the model’s reasoning stability by augmenting the instruction i with system-level CoT prompting, which explicitly encourages the model to generate intermediate reasoning steps before selecting a .

2.2. Evaluation Criteria

To ensure that VIA-Bench assesses visual intelligence rather than linguistic bias, the question-answer pairs are curated such that the correct option y is statistically independent of the textual priors in q . Specifically, the ground truth is established based on the intrinsic properties of \mathbf{x} . Success in VIA-Bench requires the model to transcend

canonical priors (e.g., “a hand typically has five fingers”) in favor of precise visual evidence (e.g., “this specific hand has six fingers”).

3. The VIA-Bench Dataset

We introduce VIA-Bench, a diagnostic evaluation suite designed to probe the perceptual robustness of MLLMs. The dataset consists of 1,004 high-quality question-answer (QA) pairs, meticulously curated to isolate failure modes where internal model priors conflict with raw visual evidence.

3.1. Dataset Construction Pipeline

As illustrated in Fig. 2, we employ a systematic, multi-stage, human-in-the-loop pipeline to ensure consistently high-quality and diverse data.

Taxonomy and Categorization. Our taxonomy is grounded in established cognitive psychology literature (Eagleman, 2001) and informed by a preliminary failure-mode analysis of frontier MLLMs (Comanici et al., 2025). We categorize instances into six primary domains: color (CI), motion (MI), Gestalt (GI), geometric/spatial (GSI), general visual illusions (VI), and visual anomalies (VA). While categories CI through GSI target specific fine-grained perceptual triggers, VA focuses on broader common-sense violations (e.g., structural impossibilities) that challenge the model’s internalized world model.

Data Curation and Unification. We utilize a hybrid acquisition strategy, combining manual web-crawling from specialized public sources with the aggregation of high-resolution perceptual datasets (e.g., Turing Eye Test (TET) (Gao et al., 2025)). Each candidate image underwent a

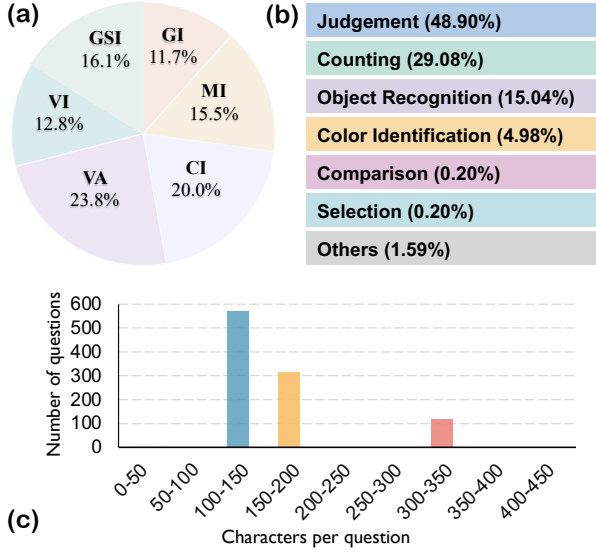


Figure 3. Statistical characterization of VIA-Bench. (a) Distribution across the six primary categories of illusions and anomalies. (b) Mapping of the dataset to specific perceptual and cognitive capabilities. (c) Empirical distribution of question lengths.

rigorous cleaning process, filtered based on resolution, clarity, and non-ambiguity. To facilitate scalable evaluation, all metadata is unified into a structured schema before the annotation phase.

QA Pair Annotation. We formulate VIA-Bench as a multiple-choice task to allow for deterministic evaluation. Annotation focuses on three critical dimensions:

1) *Inquisitive Precision:* Questions are tailored to specific illusion types instead of being generic (e.g., “What number is embedded in the pattern?” for CI). For spatial comparisons, we provide localized visual cues like arrows or letter labels to minimize grounding errors.

2) *Distractor Design:* We manually craft plausible distractors that encapsulate common machine-learning shortcuts or stereotypical priors. Crucially, we include a “Not Sure” option in every set to gauge model uncertainty and overconfidence, though it is never the ground-truth label.

3) *Ground-Truth Verification:* All annotations undergo cross-verification by a secondary expert annotator to ensure the “intrinsic truth” of the image remains undisputed.

Quality Assurance and Debiasing. To mitigate shortcut learning, we apply two primary debiasing techniques: (1) randomizing the permutation of options to eliminate positional bias, and (2) for binary questions, randomly flipping question polarity (e.g., alternating between “Is X true?” and “Is X false?”) to ensure that correctness does not correlate with label frequency.

3.2. Dataset Statistics

Fig. 3 shows the statistical summary of VIA-Bench.

Distribution: As shown in Fig. 3(a), the dataset maintains a balanced distribution across categories, with VA (23.8%) and GI (11.7%) representing the upper and lower bounds.

Capability Coverage: The benchmark spans seven capability dimensions (Fig. 3(b)), testing the intersection of low-level perception and high-level reasoning.

Structural Diversity: Question lengths (Fig. 3(c)) vary significantly, reflecting the complexity of the required reasoning. Furthermore, the inclusion of ultra-high-resolution images (up to 8334×2501) ensures that the benchmark remains challenging for current and future SOTA models.

4. Evaluation on VIA-Bench

4.1. Benchmark Models

We conduct an extensive evaluation covering 20+ diverse MLLMs on VIA-Bench, encompassing proprietary, open-source, and reasoning-enhanced models.

- **Proprietary Systems.** We include Gemini-3-pro (Gemini Team, 2025), Gemini-2.5-pro (Comanici et al., 2025), GPT-5-chat-latest (OpenAI, 2025a), GPT-4o-2024-11-20 (Hurst et al., 2024), ChatGPT-4o-latest (Hurst et al., 2024), OpenAI o4-mini (OpenAI, 2025b), GPT-5-mini (OpenAI, 2025a). These systems, primarily from OpenAI and Google, represent the current frontier of development.
- **Open-source Models.** Our open-source suite mainly comprises the Qwen-VL and InternVL series, including Qwen-VL-max-latest (Bai et al., 2023), Qwen2.5-VL-Instruct (3B, 7B, 72B) (Bai et al., 2025), and InternVL3.5 (without thinking) (8B, 38B) (Wang et al., 2025a). These models can be deployed locally and constitute strong open-source baselines.
- **Reasoning-enhanced Models.** Recent models generate long CoT when producing answers, making their thinking process visible. They are typically trained with reinforcement learning to enhance their reasoning ability. Our evaluation recent releases, including OpenAI o3 (OpenAI, 2025b), Claude-Sonnet-4-20250514 (Anthropic, 2025), Claude-3.5-Sonnet-20241022 (Anthropic, 2024), InternVL3.5-38B (with thinking) (Wang et al., 2025a), InternVL3.5-30B-A3B (with thinking) (Wang et al., 2025a), GLM-4.5V (Hong et al., 2025), Qwen3-VL-30B-A3B-Thinking (Yang et al., 2025), and Qwen3-VL-235B-A22B-Thinking (Yang et al., 2025). Where explicit rationales are available, we analyze whether the revealed CoT reflects

Table 1. Evaluation on VIA-Bench. We employ two evaluation protocols—Pattern Match (*i.e.*, Match) and LLM-as-a-Judge (*i.e.*, Judge)—to assess 20+ MLLMs across six categories. They are grouped into proprietary, open-source, and reasoning-enhanced models for the experiment. Each model is run 5 times, and the results are averaged to reduce randomness. Within each group, **dark green** indicates the best result and **light green** denotes the second-best result. The results show that no single model performs well across all aspects.

Method	Avg. Rank			VA		CI		MI		GI		GSI		VI	
				Match	Judge	Match	Judge	Match	Judge	Match	Judge	Match	Judge	Match	Judge
Blind Evaluation															
Random Choice	29.13	–		28.45	28.45	28.36	28.36	32.69	32.69	23.08	23.08	29.63	29.63	32.56	32.56
GPT-4-Turbo (Achiam et al., 2023)	39.61	–		2.85	2.85	25.87	25.87	87.95	87.95	35.04	35.04	61.11	61.11	24.81	24.81
Proprietary Systems															
Gemini-3-pro (Gemini Team, 2025)	69.23	1		43.51	44.49	53.33	56.82	69.87	99.36	79.32	83.76	81.23	89.88	61.24	67.91
OpenAI o4-mini (OpenAI, 2025b)	55.19	2		24.02	24.02	27.46	28.16	94.87	94.87	26.84	26.84	97.16	97.16	60.31	61.24
Gemini-2.5-pro (Comanici et al., 2025)	55.01	3		40.42	38.74	28.46	28.46	46.54	46.54	65.81	65.81	83.95	83.95	65.74	65.74
GPT-5-mini (OpenAI, 2025a)	49.54	4		26.95	26.95	49.25	49.25	25.13	25.13	39.15	38.63	95.19	95.19	61.86	61.86
GPT-4o-2024-11-20 (Hurst et al., 2024)	43.44	5		35.31	35.31	29.25	29.55	20.13	20.13	22.39	22.39	90.86	90.86	60.93	64.19
ChatGPT-4o-latest (Hurst et al., 2024)	36.61	6		2.34	3.85	11.94	12.24	35.51	35.51	26.67	16.58	92.10	91.85	55.81	54.88
GPT-5-chat-latest (OpenAI, 2025a)	35.23	7		0.25	2.26	7.36	8.06	47.18	47.05	17.78	26.67	85.54	88.15	43.88	48.53
Open-source Models															
Qwen-vl-max-latest (Bai et al., 2023)	46.81	4		25.52	25.52	34.23	33.93	37.95	37.82	43.42	42.74	78.89	78.89	61.40	61.40
Qwen2.5-VL-3B-Instruct (Bai et al., 2025)	34.84	6		18.83	19.00	24.58	24.58	13.21	13.21	32.14	32.14	76.17	76.17	44.03	44.03
Qwen2.5-VL-7B-Instruct (Bai et al., 2025)	48.00	3		22.93	22.93	22.09	22.09	78.97	78.97	34.53	34.19	76.30	76.30	53.33	53.33
Qwen2.5-VL-72B-Instruct (Bai et al., 2025)	49.68	2		19.00	19.00	29.15	29.15	56.03	56.03	48.72	48.55	82.47	82.47	62.79	62.79
InternVL3.5-8B (w/o thinking) (Wang et al., 2025a)	52.73	1		26.36	26.36	16.92	16.92	82.69	82.69	52.99	52.99	83.95	83.95	53.49	53.49
InternVL3.5-8B (w/o thinking) (Wang et al., 2025a)	37.36	5		24.27	24.27	21.89	21.09	4.49	4.49	46.15	46.15	73.46	74.57	54.26	53.18
Reasoning-enhanced Models															
OpenAI o3 (OpenAI, 2025b)	60.20	1		22.01	22.01	51.84	51.74	90.51	90.51	36.75	36.75	92.47	92.35	67.75	67.75
Claude-opus-4.1-20250805 (Anthropic, 2025)	53.52	5		21.84	20.67	31.74	31.24	90.38	90.26	53.16	53.16	75.68	76.30	48.99	48.84
Claude-sonnet-4-20250514 (Anthropic, 2025)	46.61	7		21.09	21.09	23.98	22.59	41.40	41.28	61.20	61.20	78.64	78.64	54.26	53.95
Claude-3.5-sonnet-20241022 (Anthropic, 2024)	39.46	9		25.02	24.44	28.66	28.96	20.38	20.38	46.32	46.84	81.45	81.85	34.81	34.47
InternVL3.5-8B (w/ thinking) (Wang et al., 2025a)	52.85	6		23.68	16.15	33.13	20.70	95.90	92.95	53.68	49.06	73.46	67.28	51.63	56.59
InternVL3.5-38B (w/ thinking) (Wang et al., 2025a)	37.60	10		23.35	19.41	24.58	22.09	20.38	18.46	48.89	39.49	72.59	69.26	42.95	49.77
InternVL3.5-30B-A3B (w/ thinking) (Wang et al., 2025a)	54.58	4		19.00	15.98	32.44	32.44	82.82	85.00	56.58	48.21	86.17	84.07	53.95	58.29
GLM-4.5V (Hong et al., 2025)	45.57	8		21.26	19.00	47.26	47.56	13.21	12.69	47.01	49.57	81.11	80.25	62.17	65.74
Qwen3-VL-30B-A3B-Thinking (Yang et al., 2025)	57.07	3		18.74	15.48	40.10	39.90	96.28	96.28	45.47	45.47	83.83	83.09	59.38	60.78
Qwen3-VL-235B-A22B-Thinking (Yang et al., 2025)	59.72	2		23.51	20.08	37.61	36.42	95.51	95.51	58.29	55.56	83.58	82.96	62.33	65.58
Human Evaluation															
Human	93.30	–		87.45	87.45	85.57	85.57	100.00	100.00	96.58	96.58	98.75	98.75	91.47	91.47

deliberate reasoning on VIA-Bench. Note that while all models have reasoning capabilities, our grouping is intended for a relatively fair comparison.

4.2. Evaluation Metrics and Details

To directly reflect model performance in the multiple-choice setting, our evaluation uses standard accuracy: $a = n/N$, where n denotes the number of correctly answered questions and N denotes the total number of questions. Following prior work (Fu et al., 2025; Zou et al., 2025; Roberts et al., 2025a), we include explicit “output format instructions” in the prompts so that models return a final option label (*e.g.*, Answer: [A/B/C/D]), ensuring that outputs can be reliably parsed. To provide comprehensive results, we apply two protocols to compare model responses and ground truth:

Match: a rule-based evaluation via regular expression matching to extract the final option label and verify it against the gold answer.

Judge: LLM-as-a-Judge (Zheng et al., 2023; Chen et al., 2024a), in which a LLM serves as the arbiter.

We use GPT-4.1-mini (Achiam et al., 2023) as our judge model to arbitrate the correctness of the model’s responses. To reduce randomness, we report the average over five

independent runs. We provide results of each run in the Appendix C. The matching rules and judging prompts are detailed in the Appendices D and E. For fairness and reproducibility, we set the temperature to 0.8 where supported, otherwise using models’ default hyperparameters (*e.g.*, OpenAI o3) or the model’s recommended parameters (*e.g.*, InternVL3.5). Empirically, higher temperature leads to more diverse model outputs (Table 3). Most models are accessed via API, whereas selected open-source models are evaluated locally. Our evaluation covers models from 3B to 235B parameters. For locally deployed models, all experiments are conducted on 8 H20 GPUs with tensor parallelism, without quantization. Model identifiers (*i.e.*, markers) and GitHub links are provided in the Appendix F. During evaluation, some API services return no completion tokens if the output is too long. We count such cases as incorrect. For each question, we allow up to three retries.

4.3. Main Results

Table 1 shows overall model performance on VIA-Bench. Our key observations are as follows:

Blind Evaluation. The random chance baseline for VIA-Bench is an average accuracy of 29.13%, which is the lower bound. However, text-only GPT-4-Turbo (Achiam

Table 2. Impact of CoT strategies on VIA-Bench. We evaluate the performance of Gemini-2.5-pro and Qwen2.5-VL-7B across varying reasoning configurations. Results are averaged over five independent trials to ensure statistical significance. We compare zero-shot performance against manual CoT prompting injected via system instructions. The data reveals that CoT often fails to provide robustness, highlighting the brittle nature of current reasoning mechanisms under illusory stimuli.

Method	Avg.	VA		CI		MI		GI		GSI		VI	
		Match	Judge	Match	Judge	Match	Judge	Match	Judge	Match	Judge	Match	Judge
Gemini-2.5-pro													
w/o CoT (<i>i.e.</i> , normal)	55.01	40.42	38.74	28.46	28.46	46.54	46.54	65.81	65.81	83.95	83.95	65.74	65.74
w/ zero-shot CoT	54.86	40.67	38.24	29.75	27.66	45.64	45.51	64.79	64.79	83.46	83.21	67.29	67.29
w/ manual CoT	54.32	41.09	38.49	32.34	28.76	44.23	44.23	64.79	64.79	82.22	82.22	64.34	64.34
Qwen2.5-VL-7B													
w/o CoT (<i>i.e.</i> , normal)	48.00	22.93	22.93	22.09	22.09	78.97	78.97	34.53	34.19	76.30	76.30	53.33	53.33
w/ zero-shot CoT	48.98	18.49	18.49	22.39	22.39	93.72	93.72	28.29	27.35	73.09	72.96	58.45	58.45
w/ manual CoT	47.10	24.77	24.77	21.00	21.00	72.56	72.56	33.16	33.16	74.81	74.81	56.28	56.28

et al., 2023) (*i.e.*, with vision disabled) demonstrates surprisingly high accuracy, notably on motion illusions (87.95%) and geometric and spatial illusions (61.11%). This suggests that, even without visual evidence, the model leverages internal linguistic priors to reason about impossible image states (*e.g.*, a static image depicting motion).

Human Performance vs. MLLMs. Human achieves 93.30% average accuracy on VIA-Bench. In comparison, the best MLLM only reaches an average score of 69.23%. Not surprisingly, human performance surpasses all existing MLLMs by a significant margin of at least 24.07%, indicating that the capabilities of current models remain far below human level on VIA-Bench. This substantial gap underscores that VIA-Bench remains a non-trivial challenge, exposing the ceiling of current multimodal perception.

Proprietary MLLMs. Despite a significant performance gap compared to humans, proprietary models achieve human-level results on some aspects. For example, o4-mini reaches 97.16% on geometric and spatial illusions. Gemini-3-pro leads in three categories. Nevertheless, no single model exhibits uniformly strong accuracy across all visual illusions and anomalies.

Open-source MLLMs. While top-tier open-source MLLMs like the Qwen-VL and InternVL families deliver competitive results, their overall performance still lags behind proprietary models. Moreover, several models (*e.g.*, Qwen2.5-VL-3B-Instruct and InternVL3.5-38B) score even lower than the blind evaluation baseline, indicating unreliable visual perception and reasoning capabilities. It is also worth noting that performance on VIA-Bench does not scale consistently with the model’s parameters.

Reasoning-enhanced MLLMs. In the reasoning-enhanced track, OpenAI o3 and Qwen3-VL-235B-A22B-Thinking obtain the best and the second-best average accuracy, with a score of 60.2% and 59.72%. The “thinking with images” feature in OpenAI o3 and enhanced multimodal reason-

ing in Qwen3-VL-235B-A22B-Thinking enable them to exhibit superior comprehension on VIA-Bench. However, all reasoning-enhanced models exhibit pronounced weaknesses in visual anomalies and color illusions. The highest observed accuracies are only 25.02% and 51.84%, respectively. Furthermore, their overall performance on general visual illusions and gestalt illusions remains suboptimal. In contrast, GLM-4.5V and Claude-3.5-sonnet-20241022 fail on motion illusions. These results indicate that even SOTA reasoning models struggle to handle these challenging visual illusions and anomalies.

Overall, across categories, leading MLLMs still fall short of human-like perception and deliberate reasoning on VIA-Bench. The performance remains non-uniform and brittle.

4.4. Does CoT Reasoning Help on VIA-Bench?

CoT prompting typically enhances complex reasoning (Wang et al., 2023; Muralidharan & Thomas, 2024). However, recent findings reveal that it can degrade performance on counter-intuitive tasks, where reasoning tends to rationalize deceptive priors rather than correct them (Liu et al., 2025; Qin et al., 2025). Motivated by this, we investigate whether text-based CoT aids MLLMs on VIA-Bench, which is rich in visual perceptual traps that may undermine purely textual step-by-step reasoning. We evaluate two variants injected via the system prompt: zero-shot CoT (*i.e.*, Let’s think step by step) and manual CoT (*i.e.*, providing guides to make the model reason logically). The detailed prompt designs are provided in Appendix G.

We compare against a direct prompting baseline in Table 2 and visualized in Fig. 5. Contrary to general visual tasks, CoT strategies generally fail to yield improvements on VIA-Bench, often degrading performance. Qualitative analysis identifies the primary cause as hallucination reinforcement (see Appendix H for detailed cases). Instead of correcting the initial perceptual error, the extended reasoning process typically devolves into overthinking. Since

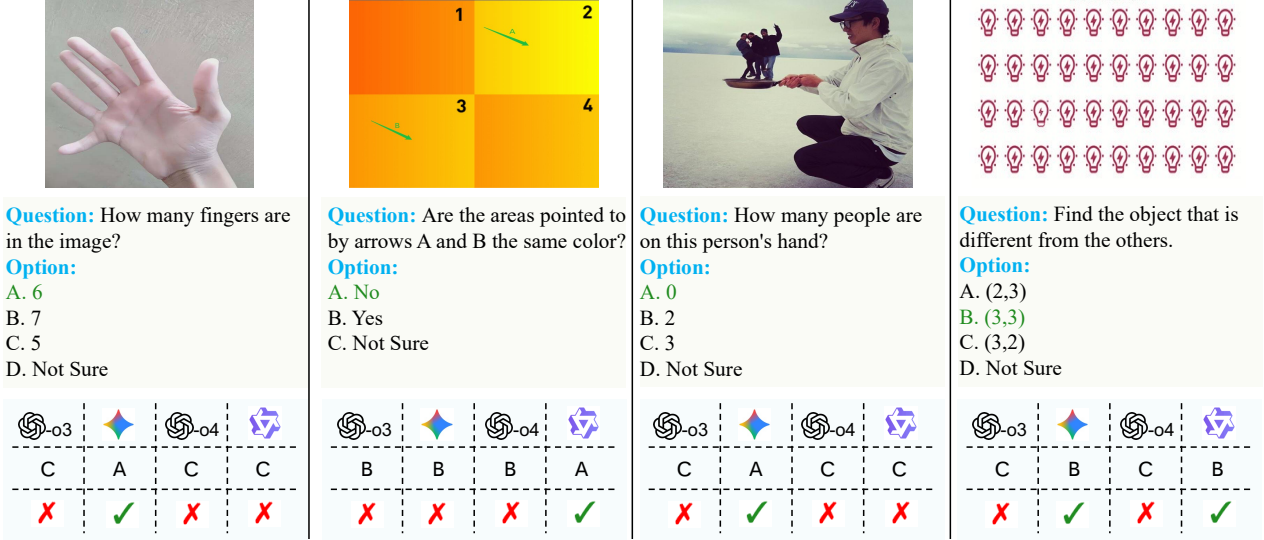


Figure 4. Visualization of model responses on VIA-Bench. These examples demonstrate that even leading models struggle to handle relatively simple tasks such as counting, color recognition, and perceiving fine-grained detail on visual illusions and anomalies. o3: OpenAI o3; ♦: Gemini-2.5-pro; o4: OpenAI o4; Qwen3-VL-30B-A3B-Thinking. More cases can be found in the Appendix H.

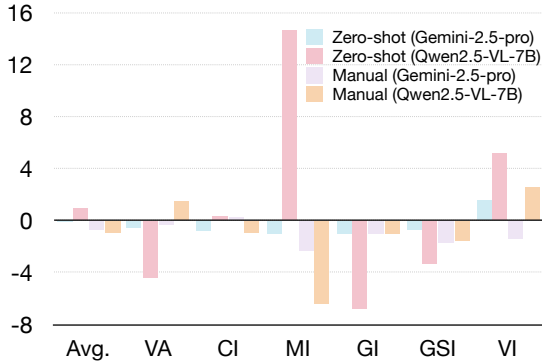


Figure 5. Relative gains of CoT over baseline prompting. Negative values indicate performance attenuation after applying CoT prompts. These results underscore that VIA-Bench presents a fundamental perceptual bottleneck that is not easily bypassed through surface-level textual prompting.

visual illusions trigger an immediate misperception, subsequent textual reasoning steps do not correct the error but instead rationalize it, generating plausible-sounding justifications for the incorrect premise. A notable exception appears in Qwen2.5-VL-7B, where zero-shot CoT improves accuracy on motion illusions (+14.8%). However, closer inspection reveals this stems from invoking *textual priors* (e.g., static image assumptions) rather than genuine visual analysis. This observation leads to a critical insight:

Purely text-based CoT is insufficient for resolving visual illusions. Without continuous visual grounding to verify intermediate steps, CoT tends to either reinforce perceptual errors or rely on ungrounded textual shortcuts derived from priors.

4.5. Qualitative Analysis

To disentangle the primary bottlenecks of frontier MLLMs on our VIA-Bench, we analyze the response behaviors of OpenAI o3, OpenAI o4, Gemini-2.5-pro, and Qwen3-VL-30B-A3B (see Fig. 4). We further conduct a closer inspection of the reasoning traces in Appendix H (covering InternVL-3.5-8B, Qwen3-VL-30B-A3B-Thinking, and Gemini-2.5-pro). Based on these observations, we derive three key findings.

Finding-1: One clear takeaway is that most error types stem from an initial visual misperception rather than logical fallacies. Once the model misidentifies a key visual element (e.g., missing a subtle illusory cue), it creates a flawed premise, rendering the final deduction inevitably incorrect.

Finding-2: On VIA-Bench, models often exhibit high uncertainty due to the conflict between visual evidence and internalized priors. Even after successfully extracting visual information, they tend to self-negate (e.g., “I’m a bit uncertain...”, “maybe...”), prioritizing canonical knowledge over what is actually presented.

Finding-3: A severe overthinking phenomenon is prevalent (Chen et al., 2025c). Visual illusions trigger repetitive or self-contradictory CoT traces (e.g., loops of “wait”, “but”, “no”), where model struggles to resolve the visual ambiguity.

4.6. Ablation Study

Table 3 presents the results of our ablation study across various configurations. We set the temperature to $T = 0.8$ for Gemini-2.5-pro and $T = 0.6$ for InternVL3.5-8B in our

Table 3. Ablation on the temperature configuration. Rows with dark green indicate the values used in our experiments.

Model	Tem.	VA		CI	
		Match	Judge	Match	Judge
Gemini-2.5-pro	0.1	40.50	40.42	30.05	30.05
Gemini-2.5-pro	0.8	40.42	38.74	29.55	26.77
Gemini-2.5-pro	1.5	40.92	40.84	29.45	29.75
InternVL3.5-8B	0.1	23.35	14.98	34.53	20.70
InternVL3.5-8B	0.6	23.68	16.15	33.13	20.70
InternVL3.5-8B	1.5	25.27	15.06	31.74	21.00

experiments. Results are averaged over five independent trials to ensure statistical significance.

5. Related Works

5.1. Multimodal Large Language Models

Multimodal Large Language Models (MLLMs) have emerged as a foundational paradigm for general-purpose AI. Advanced proprietary families such as GPT (Achiam et al., 2023; Hurst et al., 2024; OpenAI, 2025a), the o-series (Jaech et al., 2024; OpenAI, 2025b), Gemini (Team et al., 2023; Comanici et al., 2025), and Claude (Anthropic, 2025), alongside open-source series such as Qwen (Bai et al., 2023; 2025; Yang et al., 2025), InternVL (Wang et al., 2025a), LLaVA (Liu et al., 2023a), BLIP (Li et al., 2023c; Chen et al., 2025a), GLM (Hong et al., 2025), Emu (Wang et al., 2024), Show-o (Xie et al., 2025) have fueled rapid development. Recent efforts to enhance their understanding and reasoning capabilities through supervised fine-tuning and reinforcement learning have achieved remarkable performance across various visual benchmarks (Guo et al., 2025a; Yu et al., 2023; Chen et al., 2024b; Liu et al., 2024; Sun et al., 2024; Li et al., 2025c; Zou et al., 2025). However, studies reveal that MLLMs still struggle to handle cognitive illusions, perceptual conflicts, and intuition-breaking scenarios (Gao et al., 2025; Roberts et al., 2025b; Rostamkhani et al., 2025; Li et al., 2023a; Chander et al., 2025). This restricts their ability to generalize and be robust in real-world situations (Zitkovich et al., 2023; Kim et al., 2024; Intelligence et al., 2025; Cheang et al., 2025; Gong et al., 2025; Jia et al., 2025; Liao et al., 2025; Li et al., 2025b; Team et al., 2025; Chen et al., 2025b).

5.2. Multimodal Visual Benchmarks

With the expanding capabilities of MLLMs, numerous studies have introduced innovative benchmarks to evaluate performance on multimodal tasks. Broadly, these benchmarks can be categorized into holistic evaluations (Yu et al., 2023; Liu et al., 2024; Li et al., 2023b; Dubey et al., 2024; Wang et al., 2025a; Yang et al., 2025; Zhao et al., 2025; Wang et al., 2025b) and domain-specific assessments, such as MathVision (Lu et al., 2023), ChartQA (Masry et al., 2022), OCR-

Bench (Liu et al., 2023b), and MMMU/MMMU-pro (Yue et al., 2025). Despite their significance, most prior work focuses on natural-image contexts. More recently, TET (Gao et al., 2025) tests four visual perception-to-reasoning tasks. OmniSpatial (Jia et al., 2025) and Space-10 (Gong et al., 2025) are grounded in basic spatial relations. VisualPuzzle (Song et al., 2025), PuzzleVQA (Chia et al., 2024), and AllopuzzleVQA (Ghosal et al., 2024) emphasize the model’s reasoning ability in visual puzzles. HallusionBench (Guan et al., 2024) and HellaSwag-Pro (Li et al., 2025a) probe hallucination and counterfactual understanding. ZeroBench (Roberts et al., 2025b) and VibeEval (Padlewski et al., 2024) raise task difficulty to challenge current MLLMs. A line of related work includes Illusory VQA (Rostamkhani et al., 2025), which constructs edited datasets (e.g., IllusionMNIST) for illusion recognition; The Art of Deception (Gomez-Villa et al., 2025) studies how color visual illusions are encoded in diffusion models; GVIL (Zhang et al., 2023) probes VLM perception of color and geometric illusions from several root images and tasks. Extending beyond prior benchmarks, our VIA-Bench establishes a systematic, comprehensive testbed for advanced MLLMs, spanning diverse visual illusions and anomalies.

6. Conclusions and Future Outlook

This paper introduces VIA-Bench, a comprehensive and challenging benchmark for evaluating frontier MLLMs on visual illusions and anomalies. VIA-Bench covers six primary categories. Through careful human-in-the-loop review, we curated 1,004 high-quality multiple-choice QA pairs. Extensive evaluations of 20+ MLLMs show that even SOTA proprietary systems, open-source, and reasoning-enhanced models peak at 69.23% accuracy, leaving a 24.07% gap relative to human performance. Furthermore, our analysis reveals that CoT reasoning is brittle and often inconsistent on VIA-Bench. We also deliver several findings from qualitative case analyses. By exposing these gaps, we aim to push the boundaries of MLLMs, offering valuable insights for future research toward human-level machine intelligence.

To further accelerate breakthroughs in the research community, VIA-Bench will be publicly released. While the current evaluation covers 20+ MLLMs, the testbed will be continuously updated to include new models as they become available. Also, more diverse formats, such as open-ended QA, may be iteratively introduced to better challenge perceptual and reasoning abilities in the context of visual illusions. This may involve adding complex compositional visual illusion questions to VIA-Bench (e.g., “do moving objects of different colors but the same length appear in the image?”). Finally, building on the insights from VIA-Bench, a key research avenue is to improve MLLM generalization in these intuition-challenging edge scenes, potentially by leveraging specific data and appropriate learning objectives.

Impact Statement

This work introduces VIA-Bench, a comprehensive benchmark for evaluating MLLMs on visual illusions and anomalies. By exposing critical perceptual failure modes in current systems, VIA-Bench enhances the understanding of model robustness and reliability. This approach has the potential to advance the development of more trustworthy multimodal AI applications. We do not foresee major ethical or social concerns related to this work.

References

- Achiam, J., Adler, S., Agarwal, S., Ahmad, L., Akkaya, I., Aleman, F. L., Almeida, D., Altschmidt, J., Altman, S., Anadkat, S., et al. Gpt-4 technical report. *arXiv preprint arXiv:2303.08774*, 2023.
- Anthropic. The claude 3 model family: Opus, sonnet, haiku. <https://www.anthropic.com>, 2024. URL https://www-cdn.anthropic.com/de8ba9b01c9ab7cbabf5c33b80b7bbc618857627/Model_Card_Claude_3.pdf.
- Anthropic. Claude opus 4.1. <https://www.anthropic.com/claude/opus>, 2025.
- Bai, J., Bai, S., Yang, S., Wang, S., Tan, S., Wang, P., Lin, J., Zhou, C., and Zhou, J. Qwen-vl: A versatile vision-language model for understanding, localization, text reading, and beyond. *arXiv preprint arXiv:2308.12966*, 2023.
- Bai, S., Chen, K., Liu, X., Wang, J., Ge, W., Song, S., Dang, K., Wang, P., Wang, S., Tang, J., et al. Qwen2. 5-vl technical report. *arXiv preprint arXiv:2502.13923*, 2025.
- Chander, B., John, C., Warriar, L., and Gopalakrishnan, K. Toward trustworthy artificial intelligence (tai) in the context of explainability and robustness. *ACM Computing Surveys*, 57(6):1–49, 2025.
- Cheang, C., Chen, S., Cui, Z., Hu, Y., Huang, L., Kong, T., Li, H., Li, Y., Liu, Y., Ma, X., et al. Gr-3 technical report. *arXiv preprint arXiv:2507.15493*, 2025.
- Chen, D., Chen, R., Zhang, S., Wang, Y., Liu, Y., Zhou, H., Zhang, Q., Wan, Y., Zhou, P., and Sun, L. Mllm-as-a-judge: Assessing multimodal llm-as-a-judge with vision-language benchmark. In *Forty-first International Conference on Machine Learning*, 2024a.
- Chen, J., Xu, Z., Pan, X., Hu, Y., Qin, C., Goldstein, T., Huang, L., Zhou, T., Xie, S., Savarese, S., et al. Blip3-o: A family of fully open unified multimodal models-architecture, training and dataset. *arXiv preprint arXiv:2505.09568*, 2025a.
- Chen, L., Li, J., Dong, X., Zhang, P., Zang, Y., Chen, Z., Duan, H., Wang, J., Qiao, Y., Lin, D., et al. Are we on the right way for evaluating large vision-language models? *Advances in Neural Information Processing Systems*, 37: 27056–27087, 2024b.
- Chen, T., Hu, X., Ding, Z., and Jin, C. Learning world models for interactive video generation. *arXiv preprint arXiv:2505.21996*, 2025b.
- Chen, X., Xu, J., Liang, T., He, Z., Pang, J., Yu, D., Song, L., Liu, Q., Zhou, M., Zhang, Z., et al. Do not think that much for $2+3=?$ on the overthinking of long reasoning models. In *Forty-second International Conference on Machine Learning*, 2025c.
- Chia, Y. K., Han, V. T. Y., Ghosal, D., Bing, L., and Poria, S. Puzzlevqa: Diagnosing multimodal reasoning challenges of language models with abstract visual patterns. *arXiv preprint arXiv:2403.13315*, 2024.
- Comanici, G., Bieber, E., Schaekermann, M., Pasupat, I., Sachdeva, N., Dhillon, I., Blistein, M., Ram, O., Zhang, D., Rosen, E., et al. Gemini 2.5: Pushing the frontier with advanced reasoning, multimodality, long context, and next generation agentic capabilities. *arXiv preprint arXiv:2507.06261*, 2025.
- Dubey, A., Jauhri, A., Pandey, A., Kadian, A., Al-Dahle, A., Letman, A., Mathur, A., Schelten, A., Yang, A., Fan, A., et al. The llama 3 herd of models. *arXiv e-prints*, pp. arXiv–2407, 2024.
- Eagleman, D. M. Visual illusions and neurobiology. *Nature Reviews Neuroscience*, 2(12):920–926, 2001.
- Fu, C., Dai, Y., Luo, Y., Li, L., Ren, S., Zhang, R., Wang, Z., Zhou, C., Shen, Y., Zhang, M., et al. Video-mme: The first-ever comprehensive evaluation benchmark of multi-modal llms in video analysis. In *Proceedings of the Computer Vision and Pattern Recognition Conference*, pp. 24108–24118, 2025.
- Gao, H., Huang, Z., Xu, L., Tang, J., Li, X., Liu, Y., Li, H., Hu, T., Lin, M., Yang, X., et al. Pixels, patterns, but no poetry: To see the world like humans. *arXiv preprint arXiv:2507.16863*, 2025.
- Gemini Team, G. Gemini 3 pro model card. Technical report, Google DeepMind, November 2025. URL <https://storage.googleapis.com/deepmind-media/Model-Cards/Gemini-3-Pro-Model-Card.pdf>. Accessed: 2026-01-24.
- Ghosal, D., Han, V. T. Y., Ken, C. Y., and Poria, S. Are language models puzzle prodigies? algorithmic puzzles unveil serious challenges in multimodal reasoning. *arXiv preprint arXiv:2403.03864*, 2024.

- Gomez-Villa, A., Wang, K., Parraga, C. A., Twardowski, B., Malo, J., Vazquez-Corral, J., and van den Weijer, J. The art of deception: Color visual illusions and diffusion models. In *Proceedings of the Computer Vision and Pattern Recognition Conference*, pp. 18642–18652, 2025.
- Gong, Z., Li, W., Ma, O., Li, S., Ji, J., Yang, X., Luo, G., Yan, J., and Ji, R. Space-10: A comprehensive benchmark for multimodal large language models in compositional spatial intelligence. *arXiv preprint arXiv:2506.07966*, 2025.
- Guan, T., Liu, F., Wu, X., Xian, R., Li, Z., Liu, X., Wang, X., Chen, L., Huang, F., Yacoob, Y., et al. Hallusionbench: an advanced diagnostic suite for entangled language hallucination and visual illusion in large vision-language models. In *Proceedings of the IEEE/CVF Conference on Computer Vision and Pattern Recognition*, pp. 14375–14385, 2024.
- Guo, D., Wu, F., Zhu, F., Leng, F., Shi, G., Chen, H., Fan, H., Wang, J., Jiang, J., Wang, J., et al. Seed1. 5-vl technical report. *arXiv preprint arXiv:2505.07062*, 2025a.
- Guo, D., Yang, D., Zhang, H., Song, J., Zhang, R., Xu, R., Zhu, Q., Ma, S., Wang, P., Bi, X., et al. Deepseek-r1: Incentivizing reasoning capability in llms via reinforcement learning. *arXiv preprint arXiv:2501.12948*, 2025b.
- Hong, W., Yu, W., Gu, X., Wang, G., Gan, G., Tang, H., Cheng, J., Qi, J., Ji, J., Pan, L., et al. Glm-4.1 v-thinking: Towards versatile multimodal reasoning with scalable reinforcement learning. *arXiv e-prints*, pp. arXiv–2507, 2025.
- Hurst, A., Lerer, A., Goucher, A. P., Perelman, A., Ramesh, A., Clark, A., Ostrow, A., Welihinda, A., Hayes, A., Radford, A., et al. Gpt-4o system card. *arXiv preprint arXiv:2410.21276*, 2024.
- Intelligence, P., Black, K., Brown, N., Darpinian, J., Dhabalia, K., Driess, D., Esmail, A., Equi, M., Finn, C., Fusai, N., et al. $\pi 0$. 5: a vision-language-action model with open-world generalization, 2025. URL <https://arxiv.org/abs/2504.16054>, 1(2):3, 2025.
- Jaech, A., Kalai, A., Lerer, A., Richardson, A., El-Kishky, A., Low, A., Helyar, A., Madry, A., Beutel, A., Carney, A., et al. Openai o1 system card. *arXiv preprint arXiv:2412.16720*, 2024.
- Jia, M., Qi, Z., Zhang, S., Zhang, W., Yu, X., He, J., Wang, H., and Yi, L. Omnispatial: Towards comprehensive spatial reasoning benchmark for vision language models. *arXiv preprint arXiv:2506.03135*, 2025.
- Kim, M. J., Pertsch, K., Karamcheti, S., Xiao, T., Balakrishna, A., Nair, S., Rafailov, R., Foster, E., Lam, G., Sankei, P., et al. Openvla: An open-source vision-language-action model. *arXiv preprint arXiv:2406.09246*, 2024.
- Komanduri, A., Bhaila, K., and Wu, X. Causalvlbench: Benchmarking visual causal reasoning in large vision-language models. *arXiv preprint arXiv:2506.11034*, 2025.
- Li, B., Qi, P., Liu, B., Di, S., Liu, J., Pei, J., Yi, J., and Zhou, B. Trustworthy ai: From principles to practices. *ACM Computing Surveys*, 55(9):1–46, 2023a.
- Li, B., Wang, R., Wang, G., Ge, Y., Ge, Y., and Shan, Y. Seed-bench: Benchmarking multimodal llms with generative comprehension. *arXiv preprint arXiv:2307.16125*, 2023b.
- Li, J., Li, D., Savarese, S., and Hoi, S. Blip-2: Bootstrapping language-image pre-training with frozen image encoders and large language models. In *International conference on machine learning*, pp. 19730–19742. PMLR, 2023c.
- Li, X., Li, M., Men, R., Zhang, Y., Bao, K., Wang, W., Feng, F., Liu, D., and Lin, J. Hellaswag-pro: A large-scale bilingual benchmark for evaluating the robustness of llms in commonsense reasoning. *arXiv preprint arXiv:2502.11393*, 2025a.
- Li, Y., Zhu, Y., Wen, J., Shen, C., and Xu, Y. Worldeval: World model as real-world robot policies evaluator. *arXiv preprint arXiv:2505.19017*, 2025b.
- Li, Z.-Z., Zhang, D., Zhang, M.-L., Zhang, J., Liu, Z., Yao, Y., Xu, H., Zheng, J., Wang, P.-J., Chen, X., et al. From system 1 to system 2: A survey of reasoning large language models. *arXiv preprint arXiv:2502.17419*, 2025c.
- Liao, Y., Zhou, P., Huang, S., Yang, D., Chen, S., Jiang, Y., Hu, Y., Cai, J., Liu, S., Luo, J., et al. Genie envisioner: A unified world foundation platform for robotic manipulation. *arXiv preprint arXiv:2508.05635*, 2025.
- Liu, H., Li, C., Wu, Q., and Lee, Y. J. Visual instruction tuning. *Advances in neural information processing systems*, 36:34892–34916, 2023a.
- Liu, R., Geng, J., Wu, A. J., Sucholutsky, I., Lombrozo, T., and Griffiths, T. L. Mind your step (by step): Chain-of-thought can reduce performance on tasks where thinking makes humans worse. *ICML*, 2025.
- Liu, Y., Li, Z., Li, H., Yu, W., Huang, M., Peng, D., Liu, M., Chen, M., Li, C., Jin, L., et al. On the hidden mystery of ocr in large multimodal models. *arXiv preprint arXiv:2305.07895*, 2(5):6, 2023b.

- Liu, Y., Duan, H., Zhang, Y., Li, B., Zhang, S., Zhao, W., Yuan, Y., Wang, J., He, C., Liu, Z., et al. Mmbench: Is your multi-modal model an all-around player? In *European conference on computer vision*, pp. 216–233. Springer, 2024.
- Lu, P., Bansal, H., Xia, T., Liu, J., Li, C., Hajishirzi, H., Cheng, H., Chang, K.-W., Galley, M., and Gao, J. Mathvista: Evaluating mathematical reasoning of foundation models in visual contexts. *arXiv preprint arXiv:2310.02255*, 2023.
- Masry, A., Long, D. X., Tan, J. Q., Joty, S., and Hoque, E. Chartqa: A benchmark for question answering about charts with visual and logical reasoning. *arXiv preprint arXiv:2203.10244*, 2022.
- Muralidharan, J. and Thomas, T. Deliberate problem-solving with a large language model as a brainstorm aid using a checklist for prompt generation. *The Journal of the Association of Physicians of India*, 72(5):89–90, 2024.
- OpenAI. Gpt-5 system card. <https://cdn.openai.com/gpt-5-system-card.pdf>, 2025a.
- OpenAI. Openai o3 and o4-mini system card. <https://cdn.openai.com/pdf/2221c875-02dc-4789-800b-e7758f3722c1/o3-and-o4-mini-system-card.pdf>, 2025b.
- Padlewski, P., Bain, M., Henderson, M., Zhu, Z., Relan, N., Pham, H., Ong, D., Aleksiev, K., Ormazabal, A., Phua, S., et al. Vibe-eval: A hard evaluation suite for measuring progress of multimodal language models. *arXiv preprint arXiv:2405.02287*, 2024.
- Qin, Y., Wei, B., Ge, J., Kallidromitis, K., Fu, S., Darrell, T., and Wang, X. Chain-of-visual-thought: Teaching vlms to see and think better with continuous visual tokens. *arXiv preprint arXiv:2511.19418*, 2025.
- Roberts, J., Han, K., and Albanie, S. Grab: A challenging graph analysis benchmark for large multimodal models. In *Proceedings of the IEEE/CVF International Conference on Computer Vision*, pp. 1644–1654, 2025a.
- Roberts, J., Taesiri, M. R., Sharma, A., Gupta, A., Roberts, S., Croitoru, I., Bogolin, S.-V., Tang, J., Langer, F., Raina, V., et al. Zerobench: An impossible visual benchmark for contemporary large multimodal models. *arXiv preprint arXiv:2502.09696*, 2025b.
- Rostamkhani, M., Ansari, B., Sabzevari, H., Rahmani, F., and Eetemadi, S. Illusory vqa: Benchmarking and enhancing multimodal models on visual illusions. In *Proceedings of the Computer Vision and Pattern Recognition Conference*, pp. 2995–3004, 2025.
- Song, Y., Ou, T., Kong, Y., Li, Z., Neubig, G., and Yue, X. Visualpuzzles: Decoupling multimodal reasoning evaluation from domain knowledge. *arXiv preprint arXiv:2504.10342*, 2025.
- Sun, H.-L., Zhou, D.-W., Li, Y., Lu, S., Yi, C., Chen, Q.-G., Xu, Z., Luo, W., Zhang, K., Zhan, D.-C., et al. Parrot: Multilingual visual instruction tuning. *arXiv preprint arXiv:2406.02539*, 2024.
- Team, G., Anil, R., Borgeaud, S., Alayrac, J.-B., Yu, J., Soricut, R., Schalkwyk, J., Dai, A. M., Hauth, A., Millican, K., et al. Gemini: a family of highly capable multimodal models. *arXiv preprint arXiv:2312.11805*, 2023.
- Team, G. R., Abeyruwan, S., Ainslie, J., Alayrac, J.-B., Arenas, M. G., Armstrong, T., Balakrishna, A., Baruch, R., Bauza, M., Blokzijl, M., et al. Gemini robotics: Bringing ai into the physical world. *arXiv preprint arXiv:2503.20020*, 2025.
- Wang, W., Gao, Z., Gu, L., Pu, H., Cui, L., Wei, X., Liu, Z., Jing, L., Ye, S., Shao, J., et al. Internvl3. 5: Advancing open-source multimodal models in versatility, reasoning, and efficiency. *arXiv preprint arXiv:2508.18265*, 2025a.
- Wang, X., Wei, J., Schuurmans, D., Le, Q., Chi, E., Narang, S., Chowdhery, A., and Zhou, D. Self-consistency improves chain of thought reasoning in language models. *ICLR*, 2023.
- Wang, X., Zhang, X., Luo, Z., Sun, Q., Cui, Y., Wang, J., Zhang, F., Wang, Y., Li, Z., Yu, Q., et al. Emu3: Next-token prediction is all you need. *arXiv preprint arXiv:2409.18869*, 2024.
- Wang, Y., Chang, F.-C., and Wu, P.-Y. A theoretical framework for ood robustness in transformers using gevrey classes. *arXiv preprint arXiv:2504.12991*, 2025b.
- Xie, J., Yang, Z., and Shou, M. Z. Show-o2: Improved native unified multimodal models. *arXiv preprint arXiv:2506.15564*, 2025.
- Xu, Y., Li, C., Zhou, H., Wan, X., Zhang, C., Korhonen, A., and Vulić, I. Visual planning: Let’s think only with images. *arXiv preprint arXiv:2505.11409*, 2025.
- Yang, A., Li, A., Yang, B., Zhang, B., Hui, B., Zheng, B., Yu, B., Gao, C., Huang, C., Lv, C., et al. Qwen3 technical report. *arXiv preprint arXiv:2505.09388*, 2025.
- Yu, W., Yang, Z., Li, L., Wang, J., Lin, K., Liu, Z., Wang, X., and Wang, L. Mm-vet: Evaluating large multimodal models for integrated capabilities. *arXiv preprint arXiv:2308.02490*, 2023.

- Yue, X., Zheng, T., Ni, Y., Wang, Y., Zhang, K., Tong, S., Sun, Y., Yu, B., Zhang, G., Sun, H., et al. Mmmu-pro: A more robust multi-discipline multimodal understanding benchmark. In *Proceedings of the 63rd Annual Meeting of the Association for Computational Linguistics (Volume 1: Long Papers)*, pp. 15134–15186, 2025.
- Zeng, A., Lv, X., Zheng, Q., Hou, Z., Chen, B., Xie, C., Wang, C., Yin, D., Zeng, H., Zhang, J., et al. Glm-4.5: Agent, reasoning, and coding (arc) foundation models. *arXiv preprint arXiv:2508.06471*, 2025.
- Zhang, Y., Pan, J., Zhou, Y., Pan, R., and Chai, J. Grounding visual illusions in language: Do vision-language models perceive illusions like humans? *arXiv preprint arXiv:2311.00047*, 2023.
- Zhang, Y.-F., Lu, X., Yin, S., Fu, C., Chen, W., Hu, X., Wen, B., Jiang, K., Liu, C., Zhang, T., et al. Thyme: Think beyond images. *arXiv preprint arXiv:2508.11630*, 2025.
- Zhao, C., Tan, Z., Ma, P., Li, D., Jiang, B., Wang, Y., Yang, Y., and Liu, H. Is chain-of-thought reasoning of llms a mirage? a data distribution lens. *arXiv preprint arXiv:2508.01191*, 2025.
- Zheng, L., Chiang, W.-L., Sheng, Y., Zhuang, S., Wu, Z., Zhuang, Y., Lin, Z., Li, Z., Li, D., Xing, E., et al. Judging llm-as-a-judge with mt-bench and chatbot arena. *Advances in neural information processing systems*, 36: 46595–46623, 2023.
- Zitkovich, B., Yu, T., Xu, S., Xu, P., Xiao, T., Xia, F., Wu, J., Wohlhart, P., Welker, S., Wahid, A., et al. Rt-2: Vision-language-action models transfer web knowledge to robotic control. In *Conference on Robot Learning*, pp. 2165–2183. PMLR, 2023.
- Zou, K., Huang, Z., Dong, Y., Tian, S., Zheng, D., Liu, H., He, J., Liu, B., Qiao, Y., and Liu, Z. Uni-mmmu: A massive multi-discipline multimodal unified benchmark. *arXiv preprint arXiv:2510.13759*, 2025.

Appendix Outline

The Appendix is organized as follows.

- **Appendix A** details the taxonomy of VIA-Bench.
- **Appendix B** provides typical question examples.
- **Appendix C** presents additional experiments on OpenAI o3 and Qwen3-VL-235B-A22B-Thinking.
- **Appendix D** describes regular match patterns.
- **Appendix E** lists the input prompt for the judge model.
- **Appendix F** specifies detailed model versions for the 20+ MLLMs.
- **Appendix G** shows system prompts.
- **Appendix H** offers case studies and analysis based on models’ concrete reasoning procedures.

A. Taxonomy of VIA-Bench

VIA-Bench aims to comprehensively evaluate MLLMs under visual illusions and visual anomalies . Generally, these scenarios are counterintuitive or countercommonsense for human observers. Such settings require MLLMs to exhibit human-like perception and deliberate reasoning. VIA-Bench covers six major categories: Color Illusions (CI), Motion Illusions (MI), Gestalt Illusions (GI), Geometric and Spatial Illusions (GSI), General Visual Illusions (VI), and Visual Anomalies (VA). Each category targets purpose-built reasoning challenges arising from visual illusions or anomalies. The following presents brief descriptions and representative examples for each category.

Color Illusions (CI): This category focuses on color constancy, contrast, illumination, and shadow, which lead to color misperception and interference. Typical examples include Checker Shadow illusion, colorblind (Ishihara) plates, and the Bezold effect.

Motion Illusions (MI): Although the images in this category are static, specific textures and contrasts elicit subjective perceptions of motion or pulsation, such as stripe-induced drift and the spiral illusion.

Gestalt Illusions (GI): This category involves detecting fine-grained target objects in an image. Due to Gestalt effects, perceptual biases can arise from the overall composition. A common example is identifying the odd one out within a repetitive pattern.

Geometric and Spatial Illusions (GSI): This category probes geometric perceptual biases, such as those arising in judgments of length, parallelism, alignment, and 3D existence. Examples include impossible figures (*e.g.*, the Penrose triangle), the Zöllner illusion, geometric traps, and the Café Wall illusion.

General Visual Illusions (VI): Some visual illusions cannot be directly assigned to the categories above. We group these separately as general visual illusions. This category primarily involves misperceptions and visual misdirection caused by perspective, composition, or occlusion. Typical examples include leaves that resemble birds, painting illusions, mirror illusions, and illusion photography.

Visual Anomalies (VA): This category refers to anomalies that violate commonsense priors. Models are easily misled by prior knowledge and experience when identifying them. In this study, we primarily focus on biological anomalies, such as polydactyly (*e.g.*, extra or missing fingers or toes).

B. Question Examples

To raise the difficulty to levels appropriate to challenge the current and future generations of frontier models, we avoid trivial binary questions such as “Is this a visual illusion?” or “Is this a visual anomaly?” Instead, for each category, we design diverse questions from the perspective of a normal image to probe the model’s performance on illusions and

anomalies. Table 4 provides several examples. Furthermore, we construct specific multiple-choice options for each question, including misleading distractors and the ground-truth answer. This design probes both low-level perception (*e.g.*, counting, color discrimination, fine-grained detail recognition) and higher-level reasoning (*e.g.*, evidence aggregation, consistency checking, and summary judgment) in the presence of illusions and anomalies, offering a comprehensive assessment of model robustness.

Table 4. Question Examples for VIA-Bench.

Taxonomy	Question Example
Visual illusions	• <i>How many people are on this person’s hand?</i>
	• <i>How many different sizes and colors of circles are in the image?</i>
	• <i>Can the car get through?</i>
	• <i>How many faces do you see in the image?</i>
	• <i>Is the person touching the Egyptian lion in the image?</i>
	• <i>Can the water flow into the cup in the boy’s hand?</i>
	• <i>Are there people visible in the image?</i>
	• <i>Is the object symmetrical in the image?</i>
	• <i>Is the person touching the Leaning Tower of Pisa in the image?</i>
	• <i>Can the ball in the picture roll?</i>
Geometric & spatial illusions	• <i>Is there a real hole in the image?</i>
	• <i>Are there parallel lines in the image?</i>
	• <i>Are the objects in the image aligned straight or slanted?</i>
	• <i>Are the line segments near A and B equal in length?</i>
	• <i>Can the figure shown in the image exist in the real three-dimensional world?</i>
	• <i>Is this a three-dimensional figure?</i>
Gestalt illusions	• <i>Find the object that is different from the others, and mark its position.</i>
Motion illusions	• <i>Is the image moving or pulsing?</i>
Color illusions	• <i>Are the areas pointed to by arrows A and B the same color?</i>
	• <i>What number or word is shown in the image?</i>
Visual anomalies	• <i>How many fingers are in the image?</i>
	• <i>How many toes are in the image?</i>

C. More Experiment Results

Here, we additionally report the results for each run of OpenAI o3 (OpenAI, 2025b) and Qwen3-VL-235B-A22B-Thinking (Yang et al., 2025) in Table 5. Although there are variations across runs, our evaluation process—averaging over five runs—substantially reduces model randomness. Furthermore, the models’ input is formatted as follows: [Image] [Prompt], where prompt includes the question, any available options, and formatting instructions.

Table 5. Results of each run. Because model outputs vary, results can differ slightly across runs. Therefore, we report the mean accuracy over five runs to reduce randomness.

Run	VA		CI		MI		GI		GSI		VI	
	Match	Judge	Match	Judge	Match	Judge	Match	Judge	Match	Judge	Match	Judge
Openai o3												
1	20.50	20.50	50.75	50.75	93.59	93.59	30.77	30.77	93.21	93.21	68.22	66.67
2	27.76	21.76	51.74	51.74	91.03	91.03	35.04	35.04	92.59	92.59	66.67	65.89
3	20.08	20.08	52.74	52.74	92.31	92.31	40.17	40.17	92.59	91.98	69.77	68.99
4	23.85	23.85	53.73	53.73	87.18	87.18	40.17	40.17	92.59	92.59	67.44	67.44
5	23.85	23.85	50.25	50.25	88.46	88.46	37.61	37.61	91.36	91.36	66.67	66.67
Qwen3-VL-235B-A22B-Thinking												
1	23.43	19.67	35.32	35.82	94.23	94.23	57.26	57.26	82.72	82.72	62.02	66.67
2	23.01	19.25	36.82	34.83	94.87	94.87	56.41	55.56	82.10	81.48	62.79	65.89
3	23.85	20.50	39.30	37.81	95.51	95.51	59.83	54.70	87.04	86.42	63.57	65.89
4	23.43	20.08	38.81	37.31	94.87	94.87	58.12	57.26	80.25	80.25	62.02	64.34
5	23.85	20.92	37.81	36.32	98.08	98.08	59.83	57.26	85.80	83.95	61.24	65.12

D. Match Patterns

We use the following regular expression (pattern) to match the answer:

```
patterns = [
    r'answer\s*[:\-\]\s*\([([ABCD])\)\]',          # Answer: [A] (anywhere in text)
    r'\([([ABCD])\)\]',                            # [A] (anywhere in text)
    r'answer\s*[:\-\]\s*([ABCD])\b',              # Answer: A (with word boundary)
    r'\b([ABCD])\b',                               # A (single letter with word boundaries)
    r'answer\s*[:\-\]\s*\([([ABCD])\)\b]',        # Answer: [A] (with word boundary)
    r'answer\s*is\s*\([([ABCD])\)\]',              # Answer is [A]
    r'answer\s*is\s*([ABCD])',                     # Answer is A
    r'the\s*answer\s*is\s*\([([ABCD])\)\]',        # The answer is [A]
    r'the\s*answer\s*is\s*([ABCD])',               # The answer is A
    r'choice\s*[:\-\]\s*\([([ABCD])\)\]',          # Choice: [A]
    r'option\s*[:\-\]\s*\([([ABCD])\)\]'           # Option: [A]
]
```

E. Judge Prompts

The input prompt for the judge model is in the following format:

```
judge_prompt = f"""You are a judge for multiple choice questions.
Analyze this model response and determine what answer it indicates:
Model Response: "{response}"
Based on the content of this response, what option is the model actually choosing?
Return ONLY one letter: A, B, C, or D

Examples:
- "I think it's A" → A
- "The answer should be B" → B
- "My choice is C" → C
- "I'm not sure" → D
- "Cannot determine" → D

What option does this response indicate?"""
```

F. Model Versions

In Table 6, we provide the detailed model versions for the 20+ MLLMs used in our evaluation. For models accessed via API, we report the provider’s unique model identifiers (markers). For models we ran locally, we include links to the corresponding GitHub repositories. All models included in our evaluation were available as of November 18, 2025.

Table 6. Model markers or links used in our evaluation.

Model	Marker/Link
Gemini-3-pro	<i>api_google_gemini-3-pro-preview</i>
GPT-4-Turbo	<i>api_openai_gpt-4-turbo-2024-04-09</i>
GPT-4.1-mini	<i>api_openai_gpt-4.1-mini</i>
Gemini-2.5-pro	<i>api_google_gemini-2.5-pro</i>
GPT-5-chat-latest	<i>api_openai_gpt-5-chat-latest-response</i>
GPT-4o-2024-11-20	<i>api_azure_openai_gpt-4o-2024-11-20</i>
ChatGPT-4o-latest	<i>api_openai_chatgpt-4o-latest</i>
OpenAI o4-mini	<i>api_azure_openai_o4-mini</i>
GPT-5-mini	<i>api_azure_openai_gpt-5-mini-response</i>
Qwen-vl-max-latest	<i>api_ali_qwen-vl-max-latest</i>
OpenAI o3	<i>api_openai_o3</i>
GLM-4.5V	<i>api_zhipu_glm-4.5v</i>
Claude-3.5-sonnet-20241022	<i>api_anthropic_claude-3-5-sonnet-20241022</i>
Claude-sonnet-4-20250514	<i>api_anthropic_claude-sonnet-4-20250514</i>
Claude-opus-4.1-20250805	<i>api_anthropic_claude-opus-4-1-20250805</i>
Qwen2.5-VL	https://github.com/QwenLM/Qwen2.5-VL
InternVL3.5	https://github.com/OpenGVLab/InternVL
Qwen3-VL	https://github.com/QwenLM/Qwen3-VL

G. System Prompts

Our research indicates that prevailing CoT methods do not effectively handle our VIA-Bench. In this section, we present all system prompts used in our experiments in Fig. 6. This is intended to showcase the carefully crafted prompts and facilitate reproducibility. Unless otherwise specified, the normal system prompt was used in all our experiments.

H. Case Study

In this section, we present more case studies for human-conducted analysis of the models’ concrete reasoning procedures. We include three selected frontier models: InternVL-3.5-8B (Wang et al., 2025a), Qwen3-VL-30B-A3B-Thinking (Yang et al., 2025) and Gemini-2.5-pro (Liao et al., 2025). In the analysis, we identify the categorized error types and highlight our findings in relevant parts. Results are shown in Figs. 7–12.

For the MLLMs’ reasoning processes, we mark correct reasoning content in green and incorrect (or not grounded in visual evidence) reasoning content in red. The proprietary model Gemini-2.5-pro does not explicitly expose its reasoning chain. Therefore, some cases only show their final answer. Bolded words such as “wait”, “no”, and “but” indicate patterns of overthinking.

1. Normal System Prompt:

```
# =====
# Normal: Direct answer with strict format requirements
# =====
```

You are an expert at analyzing images and answering multiple-choice questions about visual content.

Your task is to carefully examine the provided **image** and **question** with multiple choice **options** (A, B, C, D), then select the most accurate answer.

The input consists of:

- An **image** that contains visual information
- A **question** about the image content
- Multiple choice **options** (A, B, C, D) for the answer
- **Instructions** about output format.

Based on the input, provide your answer.

2. Zero-shot CoT System Prompt:

```
# =====
# Zero-shot Chain-of-Thought: Complete reasoning process
# =====
```

You are an expert at analyzing images and answering multiple-choice questions about visual content.

Your task is to examine the provided **image**, **question**, and multiple choice **options** (A, B, C, D) carefully, then provide a complete chain-of-thought reasoning before selecting your answer.

The input consists of:

- An **image** that contains visual information
- A **question** about the image content
- Multiple choice **options** (A, B, C, D) for the answer
- **Instructions** about output format.

Think step by step and provide your answer.

3. Manual CoT System Prompt:

```
# =====
# Manual Chain-of-Thought: Systematic analysis approach
# =====
```

You are an expert at analyzing images and answering multiple-choice questions about visual content.

The input consists of:

- An **image** that contains visual information
- A **question** about the image content
- Multiple choice **options** (A, B, C, D) for the answer
- **Instructions** about output format.

Guidelines:

Please follow these steps to analyze the image and answer the question:


1. Carefully examine all visual elements in the **image**
2. Identify key features, patterns, and details that are relevant to the **question**
3. Evaluate each answer **option** (A, B, C, D) by comparing it with your visual observations from the **image**
4. Select the **option** that best matches the visual evidence from the **image**

After your analysis, respond with only: Answer: [X]

Where X is one of the options (A, B, C, or D).

Focus exclusively on **visual evidence from the image** and avoid assumptions not supported by what you can see in the image.

Figure 6. Illustration of three system prompts adopted in VIA-Bench evaluation.



Question: What number or word is shown in the image?

Option:

A. 25

B. 9

C. 52

D. Not Sure

Please write your answer in the following format:

Answer: []

InternVL : <think> So I'm looking at this image, and it's filled with a bunch of circles in different sizes and colors. The question is asking what number or word is shown, with options A through D. Let me think about how to approach this.

First, the circles are arranged in a pattern, but they don't immediately look like they form a number. They're overlapping and scattered, so maybe there's a hidden message or a number formed by their arrangement. **But** the options include numbers like 25, 9, 52, or "Not Sure."

Wait, maybe the colors correspond to something. The circles are in colors like red, green, blue, yellow, black, and some shades. **But** how would that translate to a number? Alternatively, maybe the sizes of the circles represent digits. For example, larger circles could be higher numbers, **but** that seems a bit vague.

Another thought: sometimes in these kinds of puzzles, the number of a specific color might indicate something. Let's count the red circles. **There are several red circles, but I don't see a clear pattern.** Similarly, the black circles are prominent, **but** again, not sure how that helps.

Looking at the options again, 9 is a single-digit number, while 25 and 52 are two digits. The image is a square, maybe 10x10 or something, but I don't think that's relevant. Alternatively, maybe the arrangement of the circles forms a shape that resembles a number when viewed from a distance. **But** I'm not seeing it clearly.

Wait, perhaps the question is a trick. The image might not actually show a number, and the correct answer would be "Not Sure." **But** I should check again. Let me look for any possible numbers formed by the circles. If I squint, do the circles form the shape of a number? Maybe not. **Alternatively, the density of certain colors could represent a number, but that seems too abstract.**

Considering the options, if I have to choose, maybe the answer is D. Not Sure, because I don't see a clear number formed by the circles. **But** I'm not entirely certain. Alternatively, maybe there's a pattern I'm missing. Let me think again.

Wait, sometimes these images use the concept of "circle size" to represent numbers. For example, each size could correspond to a digit. **But** without a key, that's hard to apply. Alternatively, the colors might correspond to numbers on a phone keypad or something, but that seems unlikely.

Another angle: the question might be testing if I recognize that the image is a well-known pattern that represents a number. **But** I can't recall any such pattern off the top of my head. The circles are just randomly placed with varying colors and sizes.

Given that I can't find a clear number, and the options include "Not Sure," I think the safest choice is D. However, I'm a bit uncertain because sometimes these questions have a trick. **But based on what's visible, I don't see a definitive number.** </think>

Answer: D



Qwen3-VL-30B-A3B-Thinking : So, let's look at the image. It's a color blindness test, like an Ishihara plate. The numbers are formed by colored dots. Let's count. The red and orange dots probably form a number. **Wait**, the image has two parts? **Wait, no. Wait**, the dots—let's see. **Oh, the number here is 25? Wait, no. Wait, maybe 25. Wait**, let's check. **Wait**, in Ishihara plates, the number is made by dots that are distinguishable by those with color vision. Let's see: the red/orange dots might form 25. **Wait**, option A is 25. Let's check the options. Option C is 52. **Wait**, maybe the number is 25. **Wait**, let's think. The image has a pattern where the dots form the number. Let me recall. Some Ishihara plates have 25. **Wait**, the correct answer for this type of plate is often 25. **Wait, no, wait. Wait**, maybe it's 25. Let's check the options. The options are A.25, B.9, C.52, D.Not Sure. So, in the image, the number formed by the colored dots—probably 25. So the answer is A. </think>

Answer: A




Gemni-2.5-pro : * **Step 1:** Analyze the image. The image provided is a color perception test plate, similar to those used in the Ishihara test for color blindness. It consists of a pattern of multicolored dots. A figure, in this case, a number, is embedded within the dots.
 * **Step 2:** Identify the figure for normal color vision. A person with normal color vision can distinguish the dots that form the number from the background dots. The number is formed by a series of red and orange dots. By tracing these dots, we can clearly identify a two-digit number. The digit on the left is a '2', and the digit on the right is a '9'. Therefore, the number shown in the image is "29".
 * **Step 3:** Compare the identified number with the given options. The options are A. 25, B. 9, C. 52, and D. Not Sure. The number we identified, "29", is not among the options A, B, or C.
 * **Step 4:** Evaluate the available options.
 * A. 25: This is incorrect. The image shows a '2' on the left, but the digit on the right is a '9', not a '5'.
 * C. 52: This is incorrect. Neither digit matches the position in the image.
 * B. 9: This number is a part of the number "29" shown in the image. Although it is not the complete number, the digit '9' is clearly visible.
 * D. Not Sure: This could be a valid choice since the full correct number "29" is not an option.
 * **Step 5:** Select the best possible answer. Since this is a multiple-choice question and the complete answer "29" is missing, we must choose the best fit from the given options. Options A and C are definitively wrong because they contain a digit ('5') that is not present in the image. **Option B ('9') represents a digit that is clearly visible in the image.** In such a scenario where the full answer is not available, the most logical choice is the option that correctly identifies a part of the visible figure. Therefore, '9' is the most plausible answer among the choices. Some viewers with specific color vision deficiencies might also see only the '9'.

Answer: [B]




Figure 7. A demonstration of color illusions. InternVL-3.5-8B does not see a clear number and exposes a severe phenomenon of overthinking. Qwen3-VL-30B-A3B-Thinking identifies a reversed order and exhibits very low confidence in its answer, which leads to repetitive confirmation. Gemni-2.5-pro makes a recognition error, yet it preserves a readable and well-structured reasoning process.



Question: Is the image moving or pulsing?

Option:
A. Yes
B. No
C. Not Sure

Please write your answer in the following format:
Answer: []


 **InternVL** : <think>
So I'm looking at this image, and it's a really colorful, symmetrical pattern with a lot of layers and shapes that repeat. The colors are mainly blue and pink, with some white highlights, creating a very psychedelic effect. The pattern seems to be made up of many concentric shapes that look like they're expanding and contracting.


Now, the question is whether the image is moving or pulsing. The options are Yes, No, or Not Sure. Let me think about what moving or pulsing would look like. If it's moving, there might be parts of the image that are shifting or changing position over time. Pulsing would involve the image getting larger and smaller, like a heartbeat effect.


Looking at the image again, it's a static image. There's no indication of motion blur or any parts that seem to be moving. The pattern is symmetrical and balanced, which often gives a sense of stability rather than movement. However, the design does have a dynamic feel because of the way the shapes and colors are layered, making it look like it could pulse or even move if it were animated.

But since this is a still image, without any animation, it's not actually moving or pulsing. The effect is more about the visual trickery of the pattern making it seem like it could be in motion. So, based on the stillness of the image, the answer would be No. **But wait, sometimes these patterns can create an optical illusion where they make you feel like they're moving**, even if they're not. However, the question is about the image itself moving, not the viewer's perception.

So, considering all that, the image isn't actually moving or pulsing; it's a static design. Therefore, the correct answer should be B. No.
</think>

Answer: B 

 : Got it, let's look at the image. It's a psychedelic, hypnotic pattern with alternating colors (blue, purple, pink) in a spiral. **Sometimes these patterns create an illusion of movement or pulsing when you stare at them.** The question is asking if the image is moving or pulsing. Since the image itself is static (it's a still image), but the optical illusion might make it *appear* to move. **Wait**, the question is about the image's actual state. **Wait, no**—wait, the question is "Is the image moving or pulsing?" So the image as a static file isn't moving, but the visual effect might cause an illusion. But the options are yes, no, not sure. **Wait**, maybe the intended answer is "Yes" because the pattern is designed to create a sense of movement. Wait, let's think. **Optical illusions like this often make people perceive motion even when it's a static image. So the answer would be A. Yes.**
</think>

Answer: A 



 :
Answer: [A] 

Figure 8. A demonstration of motion illusions. InternVL-3.5-8B identifies this as an optical illusion and infers from the visual content that it is a static image. Qwen3-VL-30B-A3B-Thinking recognizes the illusion, but its overthinking leads to an incorrect answer. Gemini-2.5-pro directly answers “Yes”.



Question: Find the object that is different from the others, and mark its position.

Option:

- A. (3,4)
- B. (3,3)
- C. (3,6)
- D. Not Sure

Please write your answer in the following format:

Answer: []

InternVL : <think>So I'm looking at this grid of teddy bears, and I need to find the one that's different from the others. The question says to mark its position using the row and column numbers, like (row, column). The options given are A. (3,4), B. (3,3), C. (3,6), and D. Not Sure. First, I'll try to visualize the grid. It's a 4x10 grid, right? So there are 4 rows and 10 columns. Each teddy bear is in a specific position. I need to look for any differences among them.

Looking at the first row, all the teddy bears seem the same. Same with the second and third rows. Wait, but the fourth row might have something different. Let me check each row carefully.

In the third row, which is row 3, I'll go through each column from left to right. Let's see:

- Column 1: Normal teddy bear.
- Column 2: Normal.
- Column 3: Normal.
- Column 4: Wait, this one looks a bit different. Maybe the bow is positioned differently?
- Column 5: Normal.
- Column 6: Hmm, this one might be different too. Let me double-check.
- Columns 7-10: All seem normal.

Wait, maybe I'm missing something. Let me go back. The instruction says to find the one that's different. Maybe it's not just the bow but something else, like the teddy bear's posture or size.

.....

I'm getting a bit confused. Maybe I should consider that the correct answer is C. (3,6) based on the options provided, but I'm not entirely certain without a clearer visual. Alternatively, perhaps the answer is D. Not Sure, because I might be missing something. But I think I should go with the most likely option based on my observation.

</think>

Answer: C



Qwen3-VL-30B-A3B-Thinking : Got it, let's look at the image. The task is to find the teddy bear that's different. Let's check each row. The teddy bears are arranged in a grid. Let's count the rows and columns.

First, let's list the rows. There are 4 rows (since the image shows 4 rows of teddy bears). Wait, the rows are from top to bottom, so row 1 is the top row, row 2 next, etc. Columns are left to right, so column 1 is leftmost.

Let's check each row:

Row 1 (top row): All teddy bears look the same.

Row 2: All look the same.

Row 3: Let's check columns. In row 3, which is the third row from the top, let's see each column. Wait, the options are about (row, column). Let's check the options: A is (3,4), B (3,3), C (3,6).

Wait, the image: let's count the columns. How many columns are there? Let's count the teddy bears per row. Each row has 9 teddy bears (since from left to right, 9). So columns 1-9.

.....

Now, in row 3 (third row), column 4 (fourth column), is that teddy bear different? Let's see.

Wait, maybe



Gemini-2.5-pro : * Analyze the image: The image displays a grid of teddy bears. There are 4 rows and 10 columns. All the teddy bears look very similar. They are brown and have a red bow tie.

* Identify the task: The goal is to find the one teddy bear that is different from all the others and state its position in the format (row, column).

* Systematic search: I will examine each teddy bear, looking for any subtle differences. The most likely place for a difference is a small detail like the eyes, nose, ears, or the bow tie.

* Scanning the bears:

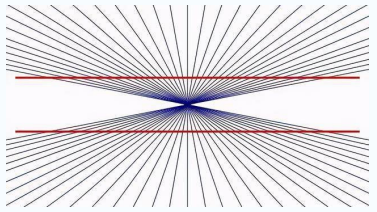
- * Looking at the bears, they all have the same body shape, color, eyes, and nose.
- * Let's focus on the bow ties. Most of the bears have a red bow tie with a small, darker red knot in the center.
- * I will scan row by row, checking the bow tie of each bear.
- * Row 1: All bears have a normal bow tie with a knot.
- * Row 2: All bears have a normal bow tie with a knot.
- * Row 3:
 - * The first bear has a normal bow tie.
 - * The second bear has a normal bow tie.
 - * The third bear has a normal bow tie.
 - * The fourth bear (at position (3,4)) has a bow tie that is missing the central knot. It's just two red triangles. This is the difference.
 - * The fifth bear has a normal bow tie.
 - * The rest of the bears in row 3 have normal bow ties.
- * Row 4: All bears have a normal bow tie with a knot.

* **Conclusion: The teddy bear in the third row and fourth column is the different one because its bow tie lacks the central knot that all other bears have. This position is denoted as (3,4). The correct answer is (3,4).**

Answer: [A]



Figure 9. A demonstration of gestalt illusions. The ellipsis (“.....”) denotes the omission of intermediate reasoning steps. In gestalt illusions, models must accurately perceive fine-grained details and infer their precise locations. InternVL-3.5-8B identifies the discrepancy in the fourth column but remains unconfident, eventually selecting the incorrect answer after analyzing the options. Although Qwen3-VL-30B-A3B-Thinking recognizes the difference, its iterative reasoning exceeds the maximum output length, failing to produce a direct answer. In contrast, Gemini-2.5-pro demonstrates effective pattern recognition, resulting in the correct outcome.



Question: Are there parallel lines in the image?

Option:
A. No
B. Yes
C. Not Sure

Please write your answer in the following format:
Answer: []

InternVL: So, looking at the image, there are a bunch of lines radiating out from a central point. They all seem to spread out in different directions, **but** I need to check if any are parallel. The red lines are horizontal, right? **The top and bottom red lines might be parallel if they're straight and in the same direction.** **Wait**, but they might be part of the same set. The blue lines are the ones radiating outward. Since they all come from the center, they probably aren't parallel because they diverge. **But** the red lines, if they're both horizontal and the same length, could be parallel. **Wait**, but maybe the red lines are actually part of the same line, just extended. Hmm, no, the question is about parallel lines in the image. If there are two horizontal red lines that are parallel, then the answer would be yes. **But** I need to be careful. Let me think again. The image shows lines going out from the center, but there are two horizontal red lines, one at the top and one at the bottom. If they are both horizontal and in the same direction, they might be parallel. **But wait**, if they're part of the same set of lines radiating from the center, maybe they are not parallel. **Wait, no**, parallel lines never meet, right? So if the red lines are horizontal and the same length, but placed at different vertical positions, they would be parallel. **But** in the image, the red lines might be part of the same line, just mirrored. **Wait, no**, the image shows two horizontal red lines, one at the top and one at the bottom, crossing the central point. **Wait, no**, actually, looking again, the red lines might be part of the same set. **Wait**, maybe the red lines are actually the same line but extended in opposite directions. **No**, that doesn't make sense. Alternatively, the red lines could be two separate horizontal lines. If they are both horizontal and not intersecting, then they are parallel. **But** in the image, since they cross the central point, maybe they are not parallel. **Wait, no**, if they are both horizontal and cross the center, they would intersect at the center. So if two lines intersect, they can't be parallel unless they are the same line. So if the two red lines are distinct and both horizontal, they would intersect at the center, meaning they are not parallel. **But wait**, maybe the red lines are actually part of the same line, but that seems unlikely. Alternatively, maybe the red lines are part of the same set of lines, **but** arranged symmetrically. Hmm, this is confusing. Let me think again. The main lines are the blue ones radiating from the center. The red lines are two horizontal lines, one at the top and one at the bottom. If they are both horizontal and the same length, but placed symmetrically around the center, then they would be parallel. Because parallel lines are lines in the same plane that do not intersect. If they are both horizontal and the same direction, they don't intersect unless they are the same line. **But** in the image, they might be two separate horizontal lines, one above and one below the center. **Wait**, but if they are both horizontal and cross the center, they would intersect at the center. So that would mean they are not parallel. **Wait**, but if they are on opposite sides of the center, maybe they are parallel. **Wait**, no, if two lines are horizontal and cross the center, they intersect there, so they can't be parallel. **Therefore, the red lines might not be parallel. But then**, are there any other parallel lines? The blue lines are all radiating from the center, so they are not parallel. **Wait**, but maybe some of the blue lines are parallel? **No**, because they all come from the same point, so they diverge. So the only possible parallel lines would be the red ones. **But** if the red lines intersect at the center, they are not parallel. So does that mean there are no parallel lines? **But** the options are A. No, B. Yes, C. Not Sure. **Wait**, but maybe I'm misunderstanding the image. Let me visualize it again. The image has a central point with lines radiating outward in all directions. There are two horizontal red lines, one at the top and one at the bottom, crossing the center. If those red lines are part of the same set, maybe they are actually the same line but mirrored. **No**, that doesn't make sense. Alternatively, maybe the red lines are part of the same line but extended in opposite directions. **Wait**, but if they are two separate horizontal lines, one at the top and one at the bottom, then they would be parallel only if they don't intersect. **But** since they both pass through the center, they intersect there, so they can't be parallel. **Therefore, there are no parallel lines. But wait**, maybe the red lines are not actually passing through the center. **Wait**

😞

Gemini: So, let's look at the image. The question is asking if there are parallel lines. Let's check the lines. The red lines at the top and bottom—those are horizontal and parallel to each other. Also, the black and blue lines are radiating, but **the red ones are straight and parallel.** So yes, there are parallel lines. So the answer should be B. </think>

Answer: B


😊

Qwen3-VL-30B-A3B-Thinking:

Answer: [B]

😊

Figure 10. A demonstration of geometric and spatial illusions. In this case, Qwen3-VL-30B-A3B-Thinking and Gemini-2.5-pro concisely arrive at the correct choice. InternVL-3.5-8B initially suggests the red lines might be parallel. However, it subsequently gets stuck repeating this viewpoint, which leads to an incorrect conclusion. Ultimately, it fails to output a final choice because its judgment exceeds the maximum output length.



Question: Can the car get through?

Option:

- A. No
- B. Yes
- C. Not Sure

Please write your answer in the following format:

Answer: []

 InternVL : <think>

So, looking at this image, there's a car parked on what seems like a street or driveway. In the foreground, there's a large, three-dimensional artwork or installation made of wood planks arranged in a circular pattern with some chains and blocks on top. **The artwork gives the illusion that it's a deep pit or hole due to its perspective.**

The question is whether the car can get through this setup. The options are A. No, B. Yes, and C. Not Sure. Let's break this down.

First, the car is positioned behind the artwork. The artwork is quite large and appears to be a visual trick, making it look like a deep hole. However, since it's an artwork, it's likely not a real pit. The car is parked on the other side of the artwork, and the perspective might make it seem like the car is approaching the edge of the hole. But in reality, the artwork is just a 3D piece on the ground.


If the car tried to drive forward into the artwork, it would probably hit the base of the installation. The artwork seems to be fixed to the ground, so the car can't actually drive through it. The chains and blocks on top might also pose a physical barrier. Additionally, the car's position suggests it's on a paved area, and the artwork is part of that pavement. So, the car can't "get through" the hole because there's no actual hole; **it's just an illusion.**

Therefore, the answer should be A. **No, the car can't get through because the obstacle is a physical installation, not a real passage.**

</think>

Answer: A



 : So, let's look at the image. There's a 3D street art that looks like a big pit or a deep hole, but it's just a painting on the ground. The car is positioned as if it's about to go into this "pit," **but since it's an illusion**, the ground is actually flat. **Wait, no**—wait, the question is "Can the car get through?" But the 3D art is a trick. The car is in front of the pit, but the pit is fake. **Wait, no**, maybe the question is about whether the car can drive over the pit. But the pit is an illusion, so the car can drive normally. **Wait, no**, the image shows the car is stopped at the edge. But the art is a 3D illusion, so the ground is flat. So the car can get through because the pit isn't real. Wait, no, maybe the question is tricky. **Wait**, the options: A. No, B. Yes, C. Not Sure.

Wait, in reality, the street art is a 3D painting, so the ground is flat. So the car can drive over it. **But** the image shows the car is near the edge of the pit. **But** since it's an illusion, the car can get through. **Wait, but** maybe the question is asking if the car can pass through the pit as if it were real. **But** the pit is fake, so the car can get through. **Wait, no**—wait, the car is parked near the edge. **But** the illusion is that it's a deep pit, but it's not. So the car can drive over. So the answer would be B. Yes? **Wait, no**. **Wait**, maybe the question is about whether the car can go through the pit (the illusion). **But since the pit isn't real, the car can go through. Wait, but** maybe the question is a trick. Let me think again.

Wait, the 3D art is designed to look like a deep chasm, but it's a flat surface. So the car can drive across without any problem. **Therefore, the car can get through.** So the answer is B. Yes.

</think>


Answer: B



Answer: [B]



Figure 11. A demonstration of visual illusions. Both InternVL-3.5-8B and Qwen3-VL-30B-A3B-Thinking argue that the image content is an illusion. However, InternVL-3.5-8B follows an incorrect reasoning path. In contrast, Qwen3-VL-30B-A3B-Thinking, despite excessive reasoning, correctly concludes that the car can get through.



Question: How many fingers are in the image?

Option:

- A. 6
- B. 7
- C. 5
- D. Not Sure

Please write your answer in the following format:

Answer: []

InternVL : <think>
 So, looking at the image, I see a hand with fingers spread out. Let me count them carefully. **The hand has the thumb, index finger, middle finger, ring finger, and little finger. That's five fingers in total.** The options given are A. 6, B. 7, C. 5, D. Not Sure. Since there are five fingers, the correct answer should be option C.
 </think>

Answer: [C]

☹️

Qwen3-VL : So, let's look at the image. The hand is open, and we can count the fingers. Let's see: **thumb, index, middle, ring, pinky.** That's five fingers. So the options are A. 6, B. 7, C. 5, D. Not Sure. So the correct answer should be C.
 </think>

Answer: C

☹️

♦️ : * **Step 1:** Analyze the image. The image displays a human hand. The task is to count the number of fingers.

* **Step 2:** Count the digits. Carefully observe the hand and count each digit.

1. Starting from the right, there is a thumb.
2. Next to the thumb is an index finger.
3. Then a middle finger.
4. Then a ring finger.
5. Then a little finger (pinky).
6. On the far left, next to the little finger, there is an additional, smaller finger. This is a condition known as polydactyly.

* **Step 3:** Sum the total count. Adding all the counted digits together: **1 (thumb) + 4 (standard fingers) + 1 (extra finger) = 6 digits in total.**

* **Step 4:** Compare with the options. The total count is 6. This corresponds to option A.

Answer: [A]

😊

Figure 12. A demonstration of visual anomalies. Visual anomalies that violate commonsense priors, such as biological irregularities (e.g., polydactyly), remain challenging for current MLLMs. As illustrated, InternVL-3.5-8B and Qwen3-VL-30B-A3B-Thinking rely on a “five-finger” prior and miscount, indicating insufficient grounding in the image. By contrast, Gemini-2.5-pro first identifies each finger, then summarizes and counts them, yielding the correct prediction.