

Enhancing Automated Essay Scoring with Three Techniques: Two-Stage Fine-Tuning, Score Alignment, and Self-Training

Hongseok Choi^{1*}, Serynn Kim², Wencke Liermann¹, Jin Seong¹,
Jin-Xia Huang¹

¹Electronics and Telecommunications Research Institute, Daejeon,
Republic of Korea.

²Hankuk University of Foreign Studies, Seoul, Republic of Korea.

*Corresponding author(s). E-mail(s): hongking9@etri.re.kr;
Contributing authors: kimserynn@gmail.com; wliermann@etri.re.kr;
real_castle@etri.re.kr; hgh@etri.re.kr;

Abstract

Automated Essay Scoring (AES) plays a crucial role in education by providing scalable and efficient assessment tools. However, in real-world settings, the extreme scarcity of labeled data severely limits the development and practical adoption of robust AES systems. This study proposes a novel approach to enhance AES performance in both limited-data and full-data settings by introducing three key techniques. First, we introduce a Two-Stage fine-tuning strategy that leverages low-rank adaptations to better adapt an AES model to target prompt essays. Second, we introduce a Score Alignment technique to improve consistency between predicted and true score distributions. Third, we employ uncertainty-aware self-training using unlabeled data, effectively expanding the training set with pseudo-labeled samples while mitigating label noise propagation. We implement above three key techniques on DualBERT. We conduct extensive experiments on the ASAP++ dataset. As a result, in the *32*-data setting, all three key techniques improve performance, and their integration achieves 91.2% of the *full*-data performance trained on approximately 1,000 labeled samples. In addition, the proposed Score Alignment technique consistently improves performance in both *limited*-data and *full*-data settings: e.g., it achieves state-of-the-art results in the full-data setting when integrated into DualBERT.

Keywords: Automated essay scoring, Deep learning, Limited labeled data, Low-resource setting, Semi-supervised learning

1 Introduction

Automated Essay Scoring (AES) is a computer-based technology designed to automatically score essays [1]. With the recent growth of online learning platforms, large-scale assessments, and personalized learning systems, AES has been gaining increased attention [2].

AES systems can grade a large volume of essays rapidly; thus, it can significantly reduce the workload of educators [3, 4]. In addition, AES can provide consistent and immediate feedback to students, facilitating continuous learning without time constraints [5].

However, achieving reliable AES performance is challenging due to various factors such as the complex linguistic features of lengthy essays and different writing styles of novice learners. For a more detailed discussion of the challenges in AES, readers can refer to [6].

Over the past decade, task-specific methods utilizing deep learning, such as LSTM, CNN, and Transformer have been developed for AES [7–10]. More recently, Large Language Models (LLMs) have achieved remarkable success across various NLP tasks [11, 12]. However, the performance of LLMs in AES has been relatively underwhelming. For example, the best performing LLM-based methods on the ASAP++ dataset achieve a QWK score of only around 0.5-0.6 [13–15], which is approximately 0.2 lower than that of task-specific deep learning models. Moreover, the substantial GPU requirements of LLMs pose a significant barrier to their adoption. Consequently, task-specific deep learning models continue to be actively developed for AES [9, 16].

However, deep learning methods require a large amount of labeled data, which severely limits the practical application in real-world settings. One major reason is that data construction for AES presents several challenges [6]. First, labeling is labor-intensive and expensive. Second, maintaining consistency in human evaluations is difficult. Third, multi-trait AES, which evaluates aspects such as content and organization, often involves complex assessments based on different rubrics. Despite using concrete rubrics, assigned scores can vary significantly between raters. Taghipour and Ng [17] reported a human inter-rater agreement in overall scoring with a QWK score of 0.754. Recently, many studies have explored multi-trait and cross-prompt AES, where the latter scores essays from unseen prompts [18–21]. However, few studies have addressed low-resource scenarios [22, 23], despite the significant challenges associated with constructing AES datasets.

In this study, we propose a novel approach to enhance AES performance in both limited- and full-data settings by introducing three key techniques: Two-Stage fine-tuning with low-rank adaptation (LoRA) [24], Score Alignment (SA), and Uncertainty-aware Self-Training (UST) [25]. LoRA is commonly used for parameter-efficient learning of LLMs, but we find that it can lead to further performance improvements even in smaller language models by capturing fine-grained features

under our training strategy. We introduce a **Two-Stage fine-tuning** strategy in which LoRA layers are fine-tuned after training the base model. Next, to improve the consistency between predicted and true score distributions, we propose a **Score Alignment** technique that adjusts the predicted score distribution of the fine-tuned model to a more reliable distribution through a linear transformation. Furthermore, we employ **UST** for AES [25], which estimates the uncertainty of predictions on unlabeled data and uses this uncertainty in the training process. We filter out uncertain samples in the self-training phase to mitigate label noise propagation. In real-world educational scenarios, the main bottleneck in building AES datasets is the rating phase, whereas collecting unrated essays is relatively easy. To apply above three key techniques, we build on DualBERT as our baseline model [16]. DualBERT captures both inter-token and inter-sentence semantics within an essay.

We conduct extensive experiments on the ASAP++ dataset, a widely used benchmark for AES [26]. Experimental results demonstrate the effectiveness of our approach. In the *full*-data setting (approximately 1,000 labeled samples for training), applying the Score Alignment technique to DualBERT led to a new state-of-the-art (SOTA) result, outperforming all previous AES methods. In the *32*-data setting, our three key techniques gradually improved performance, reaching 91.2% of the base model’s *full*-data performance. This study highlights the effectiveness of our AES approach in both few- and full-data settings.

To sum up, our contributions are as follows:

- We propose a novel AES approach that integrates three key techniques: Two-Stage fine-tuning, Score Alignment, and UST. The modularity of these techniques allows them to be easily combined with other methods, enabling incremental performance improvements particularly in low-resource settings.
- The proposed Score Alignment technique consistently improves performance in both limited-data and full-data settings. DualBERT combined with Score Alignment achieves new SOTA results, outperforming existing AES methods.
- We conduct extensive experiments and provide a detailed discussion on the three techniques: Two-Stage fine-tuning, Score Alignment, and UST.

2 Related Work

Feature-based: Early AES systems relied on manually engineered features such as essay length, grammar, syntax, and vocabulary usage, which were input into machine learning algorithms like regression models to predict essay scores [26, 27]. Recently, Li and Ng [21] demonstrated that a simple feature-based approach achieves SOTA results in overall scoring in cross-prompt settings.

Deep learning-based: Over the last decade, various deep learning techniques, including LSTMs, CNNs, and Transformers, have been applied to AES [7, 17, 19, 28–34]. [18, 35, 36] proposed a hybrid approach that combines deep learning techniques with linguistic features. Transformer-based pre-trained models, such as BERT and RoBERTa [37, 38], have demonstrated high performance in AES tasks [8, 9, 22]. Wang et al. [9] proposed a multi-scale essay representation method for BERT, encoding essays at token, segment, and document levels. Similarly, Cho et al. [16] introduced

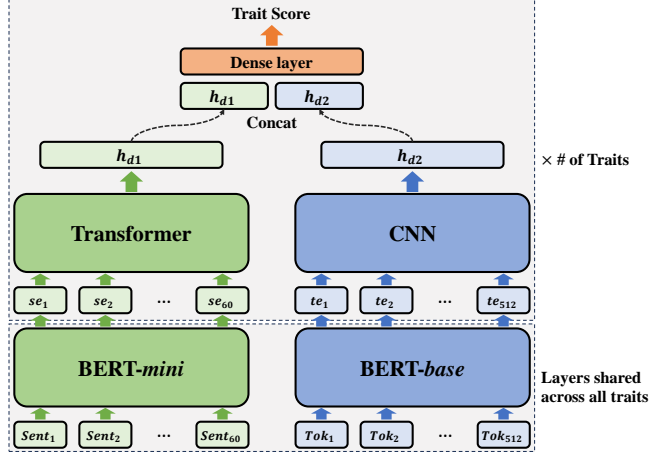


Fig. 1: Architecture of DualBERT for a single trait [16]. DualBERT has the same architecture across all traits except the ‘overall’ trait, where all h_{d1} vectors from other traits are concatenated. The green and blue blocks indicate BERT-TransEnc and BERT-CNN, respectively.

DualBERT, which encodes essays at both sentence and document levels. NPCR achieved SOTA performance in overall scoring using BERT [33]. NPCR predicts score differences between input essays and reference essays, and performs over 10 inference repetitions to ensure reliable performance. Yang et al. [8] proposed R2BERT, which incorporates a ranking loss term into the regression loss function in BERT.

Seq2Seq-based: Recently, Seq2Seq models, such as T5 [39], have been employed for AES [20, 40]. Seq2Seq models decode hidden representations as token sequences. Do et al. [41] introduced AutoRegressive multi-Trait Scoring (ArTS), a T5-based model designed to generate multi-trait scores in the form of a text sequence. Chu et al. [42] generated rubric-guided rationales for each trait by using LLMs and appended these to the inputs of ArTS. Do et al. [40] enhanced the ArTS model by integrating Scoring-aware Multi-reward Reinforcement Learning (SaMRL).

LLM-based: More recently, LLM-based AES approaches have been explored, mostly relying on simple prompting methods; their performance remains at QWK scores of only around 0.5–0.6 [13–15, 43]. This is in contrast to the impressive results that LLMs have achieved in other NLP tasks [11, 12].

Many studies have focused on overall scoring and have often assumed the availability of sufficient data [9, 33, 36, 40]. In this study, we address the multi-trait and both few- and full-data settings of AES and propose a novel deep learning-based approach.

3 Proposed Method

In this section, we describe the base model DualBERT and our three key techniques — Two-Stage fine-tuning, Score Alignment, and UST — which can be integrated into such base models.

3.1 DualBERT for Multi-Trait Scoring

We build on DualBERT as our baseline model due to its high performance in multi-trait scoring [16]. An overview of the architecture is shown in Figure 1. DualBERT comprises BERT-TransEnc for sentence- and document-level encoding and BERT-CNN for extracting local features at the document level. These representations are concatenated in the prediction layer and jointly optimized in a multi-task learning framework that considers multi-trait scores. BERT-TransEnc is designed to capture global features, such as the organization of writing, while BERT-CNN focuses on local features, such as grammatical errors. The training loss is calculated as follows:

$$L = \alpha_o L_o + (1 - \alpha_o) \sum_{t_i \in \mathbb{T} - \{o\}} \alpha_{t_i} L_{t_i}, \quad (1)$$

where α_o and α_{t_i} denote the loss weights for the trait ‘overall’ and for the other trait t_i , respectively, and \mathbb{T} denotes a set of traits.

Algorithm 1 Two-Stage Fine-Tuning with LoRA

```

1: Initialize a base model  $M_{\text{base}}$ 
2: Fine-tune  $M_{\text{base}}$  using  $D_l = \{D_{\text{train}}, D_{\text{dev}}\}$ 
3: Freeze all the layers of  $M_{\text{base}}$ 
4:  $M_{\text{loa}} \leftarrow$  Insert LoRA layers to  $M_{\text{base}}$ 
5: for target in {balance, overall, ..., voice} do
6:   Initialize the LoRA layers
7:   if target == ‘balance’ then
8:      $\alpha_o = 0.7$ , and  $\alpha_{t_i} = 1.0 \forall \text{traits}$ 
9:   else if target == ‘overall’ then
10:     $\alpha_o = 0.9$ , and  $\alpha_{t_i} = 0.1 \forall \text{traits}$ 
11:   else
12:     $\alpha_o = 0.1$ ,  $\alpha_{\text{target}} = 1.0$ , and
13:     $\alpha_{t_i} = 0.1$  for the other traits
14:   end if
15:   Fine-tune  $M_{\text{loa}}$  using  $D_l = \{D_{\text{train}}, D_{\text{dev}}\}$ 
16:    $QWK_{\text{dev}} \leftarrow \text{evaluate}(M_{\text{loa}}, D_{\text{dev}})$ 
17:   if  $QWK_{\text{dev}}$  is the best so far then
18:     Save the parameters of  $M_{\text{loa}}$ 
19:   end if
20: end for

```

3.2 Two-Stage Fine-Tuning with LoRA

To capture fine-grained features, we introduce a Two-Stage fine-tuning strategy using LoRA [24]. In the first stage, we fine-tune DualBERT, and then insert LoRA layers into the fine-tuned DualBERT model. In the second stage, we fine-tune the LoRA layers while the layers of the base model (i.e., DualBERT) are frozen. During this stage, we repeat the initialization-and-training process across traits and apply different loss

weights for each trait every process. Our motivation is that, in the second stage, LoRA can find the best-performing model by sweeping various combinations of loss weights for traits, just as LoRA was originally designed to adapt LLMs to various target tasks. In the end, the parameters with the best performance on the development set are selected. The algorithm is described in Alg. 1. For easier understanding, we specify the settings for the loss weights α of Eq. (1) used in this study in lines 7–13. However, these settings may be configured differently as hyperparameters.

3.3 Score Alignment

A fine-tuned model can inherit bias from the training data. For example, in a regression task with a score range of $[0, 1]$, it tends to predict test samples with a true score of 1 as 0.95–0.99 rather than exactly 1; similarly, a true score of 0 as 0.01–0.05 rather than exactly 0. To address this issue, we propose a Score Alignment technique that adjusts the predicted score distribution on the test set using the prediction results on the development set. Since the fine-tuned model yields the best results on the development set, this adjustment can align the test set’s predictions with a more reliable distribution by leveraging those on the development set.

Score Alignment is a post-processing technique that applies a linear transformation to the predicted scores of test samples. Eq. (2) is the formula.

$$\begin{aligned}
\hat{y}_{\text{test, aligned}} &= \text{ScoreAlignment}(\hat{y}_{\text{test}}, y_{\text{dev}}, \hat{y}_{\text{dev}}) \\
&= \text{LinearTransformation}(\hat{y}_{\text{test}}, a, b) \\
&= \frac{\hat{y}_{\text{test}} - \hat{y}_{\text{test, min}}}{\hat{y}_{\text{test, max}} - \hat{y}_{\text{test, min}}} \cdot (b - a) + a, \\
\text{where } a &= \text{Clip}_0^1(\mu(y_{\text{dev, bottom-p\%}}) \\
&\quad - \mu(\hat{y}_{\text{dev, bottom-p\%}}) + \hat{y}_{\text{test, min}}), \\
\text{and } b &= \text{Clip}_0^1(\mu(y_{\text{dev, top-p\%}}) \\
&\quad - \mu(\hat{y}_{\text{dev, top-p\%}}) + \hat{y}_{\text{test, max}}),
\end{aligned} \tag{2}$$

where y denotes the true labels (i.e., the true scores of essays), \hat{y} denotes the predicted scores, Clip_0^1 is a clipping function that restricts values to the range $[0, 1]$, and $\mu(y)$ denotes the mean function, defined as $\frac{1}{n_y} \sum_{i=1}^{n_y} y_i$. The subsets $y_{\text{top-p\%}}$ and $y_{\text{bottom-p\%}}$ represent the top and bottom $p\%$ of y , respectively, where $y_{\text{top-p\%}} = \{y_i \in y \mid y_i \geq q_{100-p}\}$, $y_{\text{bottom-p\%}} = \{y_i \in y \mid y_i \leq q_p\}$, and $q_p = \text{Quantile}(y, p\%)$; p is a hyperparameter.

The core components of this formula are a and b , which represent the minimum and maximum values of the transformed scores, respectively. The Score Alignment technique calculates the difference between the true and predicted scores within the range defined by the low and high scores on the development set. This difference is then added to the lower and upper bounds of the predicted scores on the test set, respectively. This mechanism aims to reduce distortions in predictions caused by bias in the fine-tuned model.

3.4 Uncertainty-aware Self-Training

Uncertainty-aware Self-Training (UST), proposed by Mukherjee and Awadallah [25], was originally introduced for limited-data text classification. In contrast, we address AES, which is a regression task, and therefore apply UST with certain modifications. Specifically, we estimate the uncertainty of unrated essays by measuring it as the standard deviation of predictions obtained through repeated dropout operations. The predictions are obtained using a model trained on few labeled data. The uncertainty σ_u can be formulated as shown in Eq. (3).

$$\sigma_u = \sqrt{\frac{1}{T} \sum_{i=1}^T \left(\hat{y}_{i,\text{dr}} - \frac{1}{T} \sum_{j=1}^T \hat{y}_{j,\text{dr}} \right)^2}, \quad (3)$$

where T denotes the number of dropout repetitions, which is a hyperparameter, $\hat{y}_{i,\text{dr}}$ denotes the predicted scores obtained with dropout **dr** applied.

To maintain a balanced distribution of predicted scores, we partition the samples into n_b bins based on the magnitude of their predicted scores. From each bin, we select n_s samples with the lowest uncertainties. Thus, UST can effectively filter out noisy pseudo-labels with high uncertainties. These predicted scores are subsequently used as pseudo-labels, resulting in a total of $n_b \times n_s$ pseudo-labeled samples. Finally, we augment the original training set with the pseudo-labeled data and train a newly initialized model on the augmented dataset.

3.5 Integration of the Three Techniques

A key advantage of the proposed three techniques is their modularity; that is, each can be applied independently. This section outlines the integration process for the three techniques. First, after training the base model, DualBERT, we integrate LoRA and fine-tune the model. Next, Score Alignment is applied to obtain more reliable pseudo-scores on the unlabeled data. Then, UST is used to filter out noisy pseudo-labels, and DualBERT is retrained on the resulting augmented dataset. Finally, Score Alignment is applied once more to refine the predictions. We denote this integration as ‘LoRA+SA+UST’.

4 Experimental

4.1 Dataset

The Automated Student Assessment Prize++ (ASAP++) dataset is a widely used benchmark dataset in the field of AES, provided by a Kaggle competition [26]. Table 1 summarizes the ASAP++ dataset. It contains 12,978 essays written by students in grades 7–10, covering eight prompts across three types: persuasive, source-based, and narrative essays. Each essay was holistically scored by at least two human raters, with scores reflecting various writing traits such as content, organization, and sentence fluency. The essay lengths range approximately between 150 and 650 words. The ASAP++ dataset is useful for testing AES models in diverse scenarios such as multi-trait and cross-prompt settings.

Table 1: Summarization of the ASAP++ dataset. In Traits, Ovrl, Cnt, Org, WC, SF, Cnv, Nar, PA, Lng denote overall, content, organization, word choice, sentence fluency, conventions, narrativity, prompt adherence, language, respectively.

Prompt	# Essays	Avg. Words	Essay Type	Traits
P1	1783	350	Persuasive	Ovrl / Cnt / Org / WC / SF / Cnv
P2	1800	350	Persuasive	Ovrl / Cnt / Org / WC / SF / Cnv
P3	1726	150	Source-based	Ovrl / Cnt / Nar / PA / Lng
P4	1772	150	Source-based	Ovrl / Cnt / Nar / PA / Lng
P5	1805	150	Source-based	Ovrl / Cnt / Nar / PA / Lng
P6	1800	150	Source-based	Ovrl / Cnt / Nar / PA / Lng
P7	1569	250	Narrative	Ovrl / Cnt / Org / Cnv / Style
P8	723	650	Narrative	Ovrl / Cnt / Org / WC / SF / Cnv / Voice

4.2 Evaluation Metric

The quadratic weighted kappa (QWK) is the official evaluation metric for the ASAP++ dataset. QWK measures agreement between human-rated scores (i.e., gold scores) and model-predicted scores. First, a weight matrix W is calculated using:

$$W_{i,j} = \frac{(i-j)^2}{(N-1)^2} \quad (4)$$

where i is the gold score, j is the predicted score, and N is the total score range. Then, a confusion matrix O (observed) and an expected matrix E (based on score distributions) are constructed. QWK is calculated as:

$$k = 1 - \frac{\sum_{i,j} W_{i,j} O_{i,j}}{\sum_{i,j} W_{i,j} E_{i,j}} \quad (5)$$

This metric assesses how well predictions align with true scores.

4.3 Experimental Settings

We conduct extensive experiments in both full-data and K -data settings. For the full-data setting, we report the average results over five random seeds for train/dev/test splits with a 3:1:1 ratio. This yields approximately 1,000 training data points for each prompt (except Prompt 8). In the K -data setting, we sample K essays for each of the training and development sets with a balanced score distribution, and the test set is the same as the one used in the full-data setting and the remaining data are used as unlabeled data. In the single-task learning (STL) setting, a model is trained separately on each prompt, while in the multi-task learning (MTL) setting, essays from all eight prompts are trained together. Unless otherwise noted, all experiments were conducted in the STL setting.

4.4 Implementation Details

DualBERT: The hyperparameter settings for our base model, DualBERT, are as follows. For training, AdamW was applied with a learning rate of $2e-5$ and an epsilon of $1e-8$ [44], the dropout rate was set to 0.1 [45], the batch size to 16, and the patience to 20 within a maximum of 100 training epochs. For the model architecture, BERT-mini was used for BERT-TransEnc, while BERT-base was used for BERT-CNN. The maximum number of input sentences for BERT-TransEnc was set to 60, and the input tokens for BERT-CNN were truncated to 512. A sigmoid function was used in the final dense layer, and the mean squared error (MSE) loss was applied. All the essay scores are min-max normalized for training. In Eq. (1), the loss weight α_o for ‘overall’ was set to 0.7, while the loss weights α_{t_i} for all other traits were set to 1.0.

Two-Stage Fine-Tuning with LoRA: For LoRA, both `lora_r` and `lora_alpha` were set to 512 with a dropout rate of 0.05. LoRA layers were applied to the `query`, `key`, and `value` modules in BERT. In the second fine-tuning stage, the different loss weights were set depending the ‘target’ as shown in Alg. 1. For ‘balance’, $\alpha_o = 0.7$ and $\alpha_{t_i} = 1.0$ for all other traits, which is the same as in the first fine-tuning stage. For ‘target’=‘overall’, $\alpha_o = 0.9$ and $\alpha_{t_i} = 0.1$ for all traits. If the ‘target’ is one of other traits, $\alpha_o = 0.1$, $\alpha_{target} = 1.0$, and $\alpha_{t_i} = 0.1$ for the remaining traits.

Score Alignment and UST: For Score Alignment, the $p\%$ in Eq. (2) was set to 5. The score alignment technique is applied for each trait. In the K -data settings, UST utilizes all essays, except for $2K$ samples and test data, as unlabeled data. The uncertainty is measured across all traits and then averaged. As described in Section 3.4, n_b and n_s were set to 8 and 32, respectively. Therefore, the size of the augmented training set is $8 \times 32 + K$. We conduct the self-training process only one time without iterations.

Computational Resources: We used NVIDIA A6000 GPU with 48 GB memory for training. In our setting, the DualBERT model has approximately 273M parameters, while the LoRA layers have 118M parameters. When stored on a hard disk, DualBERT and LoRA occupy approximately 1GB and 0.45GB, respectively. For the implementation, we utilized Python 3.10 along with the Transformers (v4.39) and PyTorch (v2.1.2) libraries.

4.5 Comparative Methods

We compare our proposed method with a set of representative AES models including recent SOTA neural approaches.

HISK (ACL’18: short) [46] combines string kernels and word embeddings to capture essay features and uses support vector regression for scoring.

STL-LSTM (CoNLL’17) [7] builds a hierarchical sentence-document model that combines CNN and LSTM with an attention mechanism.

MTL-BiLSTM (NAACL’22) [47] utilizes a multi-task learning framework with bidirectional LSTM to score essays across multiple traits.

ArTS (EACL’24: findings) [41] introduces an autoregressive approach to multi-trait scoring by utilizing a pre-trained T5 model [39]. ArTS sequentially generates trait scores to capture inter-dependencies.

Table 2: Average QWK scores across prompts per trait in the *full*-data setting; SD denotes the averaged standard deviation for five seeds. Bold and underlined text indicate the best and second-best performances, respectively.

Method	Ovrl	Cnt	PA	Lng	Nar	Org	Cnv	WC	SF	Sty.	Voi.	AVG \uparrow (SD \downarrow)
HISK [46]	.718	.679	.697	.605	.659	.610	.527	.579	.553	.609	.489	.611 (-)
STL-LSTM [7]	.750	.707	.731	.640	.699	.649	.605	.621	.612	.659	.544	.656 (-)
MTL-BiLSTM [47]	.764	.685	.701	.604	.668	.615	.560	.615	.598	.632	.582	.638 (-)
ArTS [41]	.754	.730	.751	.698	.725	.672	.668	.679	.678	.721	.570	.695 ($\pm .018$)
ArTS+RMTS [42]	.755	.737	.752	.713	.744	.682	.690	.705	.694	.702	.612	.708 ($\pm .043$)
SaMRL [40]	.754	.735	.751	<u>.703</u>	<u>.728</u>	.682	.685	.688	.691	.710	.627	.705 ($\pm .013$)
DualBERT	.763	.735	.738	.686	.721	.687	.692	.683	.690	.730	.578	.701 ($\pm .012$)
+LoRA	<u>.779</u>	<u>.742</u>	.750	.682	.722	.700	.688	.685	.691	.719	<u>.620</u>	.707 ($\pm .007$)
+SA	.772	.739	.745	.687	.723	<u>.706</u>	<u>.700</u>	<u>.689</u>	<u>.708</u>	.743	.613	<u>.712</u> ($\pm .007$)
+LoRA+SA	.781	.748	<u>.751</u>	.688	.726	.709	.704	.687	.712	<u>.733</u>	<u>.620</u>	.714 ($\pm .011$)

Table 3: Average QWK scores across traits per prompt in the *full*-data setting; **P1-8** denotes Prompt 1-8 and SD denotes the averaged standard deviation for five seeds.

Method	P1	P2	P3	P4	P5	P6	P7	P8	AVG \uparrow (SD \downarrow)
HISK [46]	.674	.586	.651	.681	.693	.709	.641	.516	.644 (-)
STL-LSTM [7]	.690	.622	.663	.729	.719	.753	.704	.592	.684 (-)
MTL-BiLSTM [47]	.670	.611	.647	.708	.704	.712	.684	.581	.665 (-)
ArTS [41]	.708	.706	.704	<u>.767</u>	.723	.776	.749	.603	.717 ($\pm .025$)
ArTS+RMTS [42]	.716	.704	.723	.772	.737	<u>.769</u>	.736	.651	.726 ($\pm .042$)
SaMRL [40]	.702	<u>.711</u>	.708	.766	.722	.773	.743	.649	.722 ($\pm .012$)
DualBERT	.714	.695	.697	.758	.730	.763	.757	.647	.720 ($\pm .009$)
+LoRA	<u>.728</u>	.709	.705	.760	.731	.766	.755	.656	.726 ($\pm .008$)
+SA	.725	.706	.703	.761	<u>.734</u>	.762	.768	<u>.666</u>	<u>.728</u> ($\pm .006$)
+LoRA+SA	.734	.713	<u>.710</u>	.764	.737	.763	<u>.765</u>	.674	.732 ($\pm .009$)

ArTS+RMTS (arXiv’24) [42] introduces Rationale-augmented Multi-Trait Scoring to ArTS, where rubric-guided rationales for traits are generated by LLMs and appended to ArTS inputs to improve the interpretability of AES.

SaMRL (EMNLP’24) [40] extends the ArTS model by incorporating Scoring-aware Multi-reward Reinforcement Learning, leveraging bidirectional QWK and trait-wise MSE rewards to enhance multi-trait AES.

Table 4: Average QWK scores across prompts per trait in the *32*-data setting. [†]We reimplemented ArTS+RMTS under the same experimental settings [42].

Method	Ovr	Cnt	PA	Lng	Nar	Org	Cnv	WC	SF	Sty.	Voi.	AVG [†] (SD [↓])
ArTS+RMTS [†]	.494	.485	.503	.466	.503	.389	.400	.447	.441	.165	.334	.421 (± 0.100)
DualBERT (Ours)	.636	.605	.600	.544	.573	.598	.598	.595	.611	.613	.549	.593 ($\pm .019$)
+LoRA	.654	.615	.618	.543	.577	.597	.603	.600	.600	.618	.522	.595 ($\pm .018$)
+SA	.677	.631	.648	.601	.628	.625	.626	.616	.624	.673	.575	.630 ($\pm .013$)
+UST	.665	.620	.611	.566	.603	.609	.599	.585	.604	.629	.550	.604 ($\pm .010$)
+LoRA+SA+UST	.686	.650	.668	.626	.651	.634	.641	.625	.629	.686	.528	.639 ($\pm .009$)
Total Imp. ($\times 100$)	+5.	+4.5	+6.8	+8.2	+7.8	+3.6	+4.3	+3.	+1.8	+7.3	-2.1	+4.6

5 Results and Discussion

5.1 LoRA and Score Alignment in *Full*-data Learning

We evaluate our Two-Stage fine-tuning approach with LoRA, along with Score Alignment, applied to the baseline model DualBERT in the full-data setting. Our method is compared with existing AES approaches to analyze its effectiveness. UST was not applied in this experiment since unlabeled data is not available in our full-data experimental setup.

Tables 2 and 3 present comparisons with existing methods in terms of per-trait and per-prompt performance, respectively. The performances of the existing methods were sourced from the papers [40, 42]. In our setting, the QWK of DualBERT differs from the original implementation [16], where our implementation shows a slightly higher QWK. This difference arises because we selected the model based on the average QWK of all traits, whereas Cho et al. [16] selected it based on the ‘overall’ trait. Tables 2 and 3 indicate that DualBERT serves as a strong baseline in the multi-trait setting. While DualBERT exhibited slightly lower performance compared to ArTS+RMTS and SaMRL, it achieved better performance stability with a lower standard deviation.

LoRA improved the average QWK score by 0.6 points in both per-trait and per-prompt performances. Score Alignment, when applied to DualBERT, outperformed previous SOTA models—ArTS+RMTS and SaMRL—while demonstrating better performance stability (i.e., lower SD). Finally, the integration of LoRA and Score Alignment yielded additional performance gains, with QWK scores of 0.714 and 0.732 for per-trait and per-prompt performance, respectively.

The strength of LoRA and Score Alignment is that they can be easily integrated with deep learning-based regression models. However, for Seq2Seq-based models such as ArTS and SaMRL, which output in tokenized text format, applying Score Alignment can be difficult as it is designed to adjust the distribution of *continuous* predicted scores. As shown in Tables 2 and 3, Score Alignment consistently improved performance across all traits from DualBERT. This result indicates that Score Alignment can provide additional performance improvements even in scenarios with sufficient training data.

Table 5: Average QWK scores across traits per prompt in the 32-data setting. [†]We reimplemented ArTS+RMTS under the same experimental settings [42].

Method	P1	P2	P3	P4	P5	P6	P7	P8	AVG [†] (SD _↓)
ArTS+RMTS [†]	.479	.416	.494	.562	.543	.475	.374	.349	.462 ($\pm .076$)
DualBERT	.614	.611	.528	.629	.599	.578	.653	.582	.599 ($\pm .018$)
+LoRA	.621	.617	.544	.651	.605	.577	.661	.576	.607 ($\pm .017$)
+SA	.623	.640	.602	.665	.648	.645	.684	.592	.638 ($\pm .014$)
+UST	.625	.613	.557	.653	.619	.608	.665	.576	.615 ($\pm .008$)
+LoRA+SA+UST	.635	.661	.631	.685	.667	.670	.700	.571	.653 ($\pm .011$)
Total Imp. ($\times 100$)	+2.1	+5.0	+1.3	+5.6	+6.8	+9.2	+4.7	-1.1	+5.4

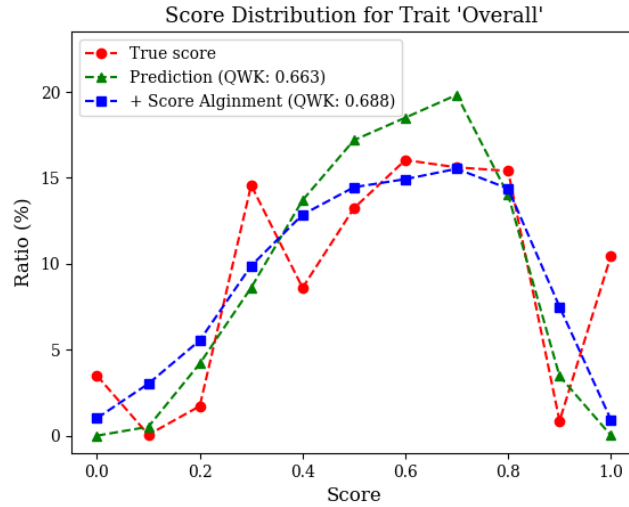


Fig. 2: Effect of Score Alignment for trait ‘overall’.

5.2 Integrated Method in K -data Learning

We evaluate our integrated method in a low-resource setting, specifically K -data learning scenarios, which utilize K rated essays for each of the training and development sets. An ablation study is conducted by applying the three key techniques—Two-Stage fine-tuning using LoRA, Score Alignment, and UST—to the base model, DualBERT. In ‘LoRA+SA+UST’, Score Alignment is applied twice—both before and after UST. The first application helps generate better pseudo-labels for UST, and the second further refines the predicted scores. This experiment is designed to measure the contribution of each technique to the overall performance.

Tables 4 and 5 present per-trait and per-prompt performance, respectively, in the 32-data setting. ArTS+RMTS, which achieved SOTA performance in the *full*-data setting, showed degraded performance in the 32-data setting. We speculate that this is

Table 6: Average QWK scores across traits per prompt in the 32-data setting, including results from the 5-runs and ensemble methods.

Method	P1	P2	P3	P4	P5	P6	P7	P8	AVG↑
(A): DualBERT	.614	.611	.528	.629	.599	.578	.653	.582	.599
(B): (A)+5-runs	.612	.625	.529	.639	.601	.596	.643	.563	.601
(C): (B)+LoRA	.619	.627	.537	.644	.613	.618	.648	.570	.610
(D): (C)+Ens	.623	.622	.551	.665	.635	.618	.658	.604	.622
(E): (D)+SA	.659	.670	.619	.692	.685	.664	.694	.611	.662
(F): (E)+UST	.665	.680	.638	.706	.692	.689	.712	.616	.675
Total Imp.	+5.1	+6.9	+11.0	+7.7	+9.3	+11.1	+5.9	+3.4	+7.6

Table 7: Average QWK scores across traits per prompt in the *full*-data setting, including results from the 5-runs and ensemble methods.

Method	P1	P2	P3	P4	P5	P6	P7	P8	AVG↑
(A): DualBERT	.714	.695	.697	.758	.730	.763	.757	.647	.720
(B): (A)+5-runs	.725	.708	.704	.771	.728	.773	.753	.655	.727
(C): (B)+LoRA	.728	.706	.695	.769	.728	.772	.756	.654	.726
(D): (C)+Ens	.735	.719	.712	.778	.739	.777	.765	.671	.737
(E): (D)+SA	.746	.727	.718	.777	.742	.776	.773	.696	.744
Total Imp.	+3.2	+3.2	+2.1	+1.9	+1.2	+1.3	+1.6	+4.9	+2.4

due to error propagation in the T5-based model, where insufficient training data leads to poor prediction of earlier scores, which in turn negatively affects the prediction of subsequent scores in the sequential decoding process.

In contrast, DualBERT maintains relatively high performance even in the low-resource setting. Furthermore, most of performance values showed consistent improvements as each technique was applied. When scaled by 100, total improvement averaged 4.6 for per-trait QWK and 5.4 for per-prompt QWK. The final QWKs reached 0.639 for per-trait and 0.653 for per-prompt, corresponding to 91.2% and 90.7% of the full-data performance of DualBERT, i.e., 0.701 and 0.720, respectively. These results demonstrate the effectiveness of our integrated method in low-resource settings.

Among the applied techniques, Score Alignment yielded the most significant performance gains. Figure 2 illustrates the shift in the predicted score distribution for the ‘overall’ trait before and after applying Score Alignment. Score Alignment improved the QWK score from 0.663 to 0.688. Figure 2 demonstrates that Score Alignment adjusts the predicted score distribution to better align with the true score distribution. This result highlights that Score Alignment can mitigate deviations between the train and test domains.

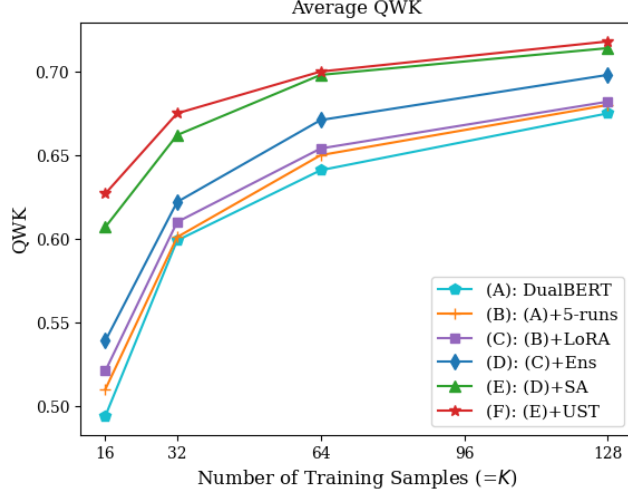


Fig. 3: Effect of the number of training samples

5.3 Upper-Bound Performance Estimation

To explore the upper-bound performance of our proposed methods, we apply two simple yet effective strategies: **5-runs**, where we select the best model out of five runs based on development set performance; and **Ensemble**, where four models are trained on different bootstrapped splits of the labeled data and combined via bagging. This experiment is designed to provide insight into the potential of our methods in practical settings. Tables 6 and 7 present the ablation results in the 32-data and full-data settings, respectively.

It is well known that performance gains in deep learning tend to saturate as baseline performance increases; thus, achieving further improvements at high-performance levels is more challenging. However, this experiment demonstrates that the proposed methods can be applied orthogonally to simple performance-improving methods such as 5-runs and ensembling. In the 32-data setting, the total QWK score improved by 7.6 points, and even in the full-data setting, where performance is already strong, it improved by 2.4 points.

5.4 Effect of the Number of Training Samples

We investigate how our methods’ performance scales with varying training data size. Figure 3 displays the performance curve according to the number of training samples (i.e., K). Performance refers to the average QWK across traits in the per-prompt performance. All techniques consistently improved performance across all sample sizes. Among them, Score Alignment shows the most substantial improvement.

When the number of training samples is small, the final integrated method (as denoted ‘(F): (E)+UST’) significantly boosts the performance of DualBERT. However, this improvement becomes relatively small as the number of samples increases.

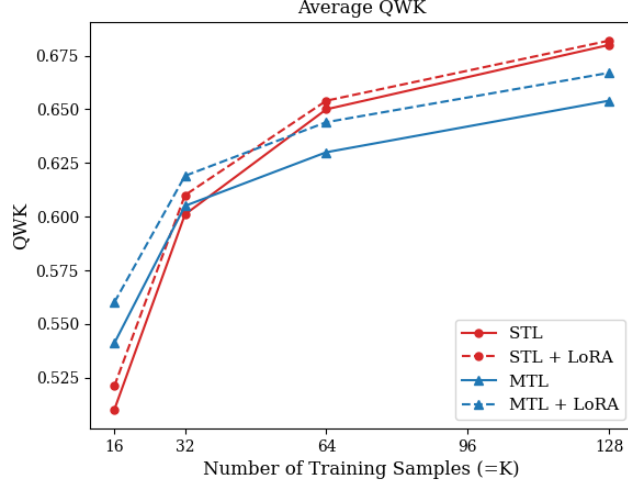


Fig. 4: Effect of different prompt essays

Specifically, at $K=16$, the QWK improves from 0.494 to 0.627, an increase of approximately 0.133. In contrast, at $K=128$, the QWK improves from 0.675 to 0.718, showing a smaller increase of approximately 0.043. This result may be attributed to the robust generalization capability of deep learning.

5.5 Effect of Different Prompt Essays

Essays from different prompts can either act as in-domain samples that enhance learning or as out-of-domain samples that lead to ‘negative transfer’ in multi-task learning. This section investigates the effect of LoRA in Two-Stage fine-tuning in MTL and STL settings, as LoRA can function as a domain adapter across different prompts. In the MTL setting, the model is trained on eight times more data (\because eight prompts) than in the STL setting.

Figure 4 displays the performance of LoRA in the MTL and STL settings according to the number of training samples. We observe that MTL outperforms STL when training data are very limited (e.g., 16 or 32 samples); however, above 64 samples, STL consistently yields better performance. At $K=128$, MTL exhibits a QWK score approximately 0.04 points lower despite being trained on eight times more data. This suggests that in extremely low-resource settings, essays from different prompts act as in-domain samples. However, as the data size increases, they begin to function as out-of-domain samples, potentially causing negative transfer.

In addition, we can see that LoRA generally improves the performance in both settings. These results suggest that when training data for a *target* prompt are few (e.g., $K=16$) yet other prompts’ data are sufficiently available, LoRA in Two-Stage fine-tuning can effectively serve as a domain adapter while leveraging the advantages of MTL.

Table 8: Performance differences between uncertainty sampling methods. ‘Bot’ denotes bottom and ‘Bal’ denotes the ‘balanced sampling’ used in Section 3.4.

Uncertainty Sampling	Top-256	All-1.3K	Bot-256	Bal-256
Avg. QWK for all traits	0.371 (± 0.006)	0.653 (± 0.006)	0.672 (± 0.018)	0.724 (± 0.013)

5.6 Effect of Filtering Noisy Labels in UST

In this experiment, we investigate how UST leverages unlabeled data to improve AES performance. UST uses the uncertainty measure to identify and exclude unreliable pseudo-labels of unrated essays in a self-training mechanism.

Table 8 shows the average QWK scores for four groups of test data: the top 256 of samples with the highest uncertainty, the full sample set, the bottom 256 of samples with the lowest uncertainty, and the 256 samples with our balanced sampling used in Section 3.4. A clear trend is observed: samples with high uncertainty exhibit significantly lower QWKs, whereas those with low uncertainty achieve substantially higher QWKs. Additionally, balanced sampling yields the highest QWK. This result demonstrates that the uncertainty measure effectively reflects the reliability of predicted scores. Consequently, UST enhances AES performance by calculating uncertainty, filtering out noisy pseudo-labels, and subsequently training on samples with low uncertainty.

6 Limitations

Our methods, including Two-Stage fine-tuning, Score Alignment, and UST, have several limitations as follows. First, the Two-Stage fine-tuning strategy with LoRA requires more computational time for training than its base model. As shown in Alg. 1, the training complexity increases linearly with the number of traits. However, the inference time remains almost the same, and the increased training time is not significant for a small dataset. Second, Score Alignment is a post-processing method that requires generating predictions for the entire test (or unlabeled) set before application. Third, UST relies on access to a large amount of unrated essays, which may not always be available in real-world applications. However, collecting a large number of unrated essays from diverse external sources could address the second and third limitations. In future work, we plan to develop a zero-data learning method to address these constraints.

7 Conclusion

Data scarcity poses significant challenges to building robust AES systems in real-world settings. In this study, we propose a novel AES approach by introducing three key techniques. Two-Stage fine-tuning with LoRA improves prediction performance,

applying distinct weights for each trait during training. Score Alignment improves the consistency between predicted and true score distributions through a linear transformation based on predictions of the development set. UST reduces noisy pseudo-labels by filtering out uncertain samples during self-training.

Our experiments on the ASAP++ dataset demonstrate the effectiveness of the proposed approach. In the 32-data setting, the integrated method improved QWK by a 4.6 point from the base model, achieving 91.2% of its full-data performance. In the full-data setting, Score Alignment combined with DualBERT achieved new state-of-the-art performance, outperforming existing AES methods.

This study highlights the effectiveness of our AES approach in both few- and full-data settings. In the future, we plan to develop a zero-data learning method for real-world applications.

Acknowledgements. This work was supported by Institute of Information Communications Technology Planning Evaluation (IITP) grant funded by the Korea government (MSIT) (RS-2019-III190004, Development of semisupervised learning language intelligence technology and Korean tutoring service for foreigners).

References

- [1] Almusharraf, N., Alotaibi, H.: An error-analysis study from an efl writing context: Human and automated essay scoring approaches. *Technol Knowl Learn* **28**(3), 1015–1031 (2023)
- [2] Cavalcanti, A.P., Barbosa, A., Carvalho, R., Freitas, F., Tsai, Y.-S., Gašević, D., Mello, R.F.: Automatic feedback in online learning environments: A systematic literature review. *Comput Educ Artif Intell* **2**, 100027 (2021)
- [3] Ifenthaler, D.: Automated essay scoring systems. In: *Handbook of Open, Distance and Digital Education*, pp. 1–15. Springer, ??? (2022)
- [4] Askarbekuly, N., Aničić, N.: Llm examiner: automating assessment in informal self-directed e-learning using chatgpt. *Knowl Inf Syst* **66**(10), 6133–6150 (2024)
- [5] Reilly, E.D., Stafford, R.E., Williams, K.M., Corliss, S.B.: Evaluating the validity and applicability of automated essay scoring in two massive open online courses. *Int Rev Res Open Distrib Learn* **15**(5), 83–98 (2014) <https://doi.org/10.19173/irrodl.v15i5.1857>
- [6] Ramesh, D., Sanampudi, S.K.: An automated essay scoring systems: a systematic literature review. *Artif Intell Rev* **55**(3), 2495–2527 (2022)
- [7] Dong, F., Zhang, Y., Yang, J.: Attention-based recurrent convolutional neural network for automatic essay scoring. In: Levy, R., Specia, L. (eds.) *Proceedings of the 21st Conference on Computational Natural Language Learning (CoNLL 2017)*, pp. 153–162. Association for Computational Linguistics, Vancouver, Canada

- (2017). <https://doi.org/10.18653/v1/K17-1017> . <https://aclanthology.org/K17-1017>
- [8] Yang, R., Cao, J., Wen, Z., Wu, Y., He, X.: Enhancing automated essay scoring performance via fine-tuning pre-trained language models with combination of regression and ranking. In: Cohn, T., He, Y., Liu, Y. (eds.) Findings of the Association for Computational Linguistics: EMNLP 2020, pp. 1560–1569. Association for Computational Linguistics, Online (2020). <https://doi.org/10.18653/v1/2020.findings-emnlp.141> . <https://aclanthology.org/2020.findings-emnlp.141>
 - [9] Wang, Y., Wang, C., Li, R., Lin, H.: On the use of bert for automated essay scoring: Joint learning of multi-scale essay representation. In: Carpuat, M., Marneffe, M.-C., Meza Ruiz, I.V. (eds.) Proceedings of the 2022 Conference of the North American Chapter of the Association for Computational Linguistics: Human Language Technologies, pp. 3416–3425. Association for Computational Linguistics, Seattle, United States (2022). <https://doi.org/10.18653/v1/2022.naacl-main.249> . <https://aclanthology.org/2022.naacl-main.249>
 - [10] Cai, K., Kong, L., Zhou, J., Liang, D., Qu, W.: Exploring structure-aware representation learning for automated essay scoring. *Knowl Inf Syst*, 1–25 (2025)
 - [11] Brown, T., Mann, B., Ryder, N., Subbiah, M., Kaplan, J.D., Dhariwal, P., Neelakantan, A., Shyam, P., Sastry, G., Askell, A., *et al.*: Language models are few-shot learners. *Advances in Neural Information Processing Systems* **33**, 1877–1901 (2020)
 - [12] Zhao, W.X., Zhou, K., Li, J., Tang, T., Wang, X., Hou, Y., Min, Y., Zhang, B., Zhang, J., Dong, Z., *et al.*: A survey of large language models. *arXiv preprint arXiv:2303.18223* (2023)
 - [13] Lee, S., Cai, Y., Meng, D., Wang, Z., Wu, Y.: Unleashing large language models’ proficiency in zero-shot essay scoring. In: Al-Onaizan, Y., Bansal, M., Chen, Y.-N. (eds.) Findings of the Association for Computational Linguistics: EMNLP 2024, pp. 181–198. Association for Computational Linguistics, Miami, Florida, USA (2024). <https://doi.org/10.18653/v1/2024.findings-emnlp.10> . <https://aclanthology.org/2024.findings-emnlp.10>
 - [14] Stahl, M., Biermann, L., Nehring, A., Wachsmuth, H.: Exploring LLM prompting strategies for joint essay scoring and feedback generation. In: Proceedings of the 19th Workshop on Innovative Use of NLP for Building Educational Applications (BEA 2024), pp. 283–298. Association for Computational Linguistics, Mexico City, Mexico (2024). <https://aclanthology.org/2024.bea-1.23>
 - [15] Wang, L., Chen, X., Wang, C., Xu, L., Shadiev, R., Li, Y.: Chatgpt’s capabilities in providing feedback on undergraduate students’ argumentation: A case study. *Think Skills Creat* **51**, 101440 (2024)

- [16] Cho, M., Huang, J.-X., Kwon, O.-W.: Dual-scale bert using multi-trait representations for holistic and trait-specific essay grading. *ETRI J* **46**(1), 82–95 (2024)
- [17] Taghipour, K., Ng, H.T.: A neural approach to automated essay scoring. In: Su, J., Duh, K., Carreras, X. (eds.) *Proceedings of the 2016 Conference on Empirical Methods in Natural Language Processing*, pp. 1882–1891. Association for Computational Linguistics, Austin, Texas (2016). <https://doi.org/10.18653/v1/D16-1193> . <https://aclanthology.org/D16-1193>
- [18] Li, X., Chen, M., Nie, J.-Y.: Sednn: Shared and enhanced deep neural network model for cross-prompt automated essay scoring. *Knowl-Based Syst* **210**, 106491 (2020) <https://doi.org/10.1016/j.knosys.2020.106491>
- [19] Ridley, R., He, L., Dai, X.-y., Huang, S., Chen, J.: Automated cross-prompt scoring of essay traits. *Proceedings of the AAAI Conference on Artificial Intelligence* **35**(15), 13745–13753 (2021) <https://doi.org/10.1609/aaai.v35i15.17620>
- [20] Do, H., Kim, Y., Lee, G.G.: Prompt- and trait relation-aware cross-prompt essay trait scoring. In: *Findings of the Association for Computational Linguistics: ACL 2023*, pp. 1538–1551. Association for Computational Linguistics, Toronto, Canada (2023). <https://doi.org/10.18653/v1/2023.findings-acl.98> . <https://aclanthology.org/2023.findings-acl.98>
- [21] Li, S., Ng, V.: Conundrums in cross-prompt automated essay scoring: Making sense of the state of the art. In: Ku, L.-W., Martins, A., Srikumar, V. (eds.) *Proceedings of the 62nd Annual Meeting of the Association for Computational Linguistics (Volume 1: Long Papers)*, pp. 7661–7681. Association for Computational Linguistics, Bangkok, Thailand (2024). <https://doi.org/10.18653/v1/2024.acl-long.414> . <https://aclanthology.org/2024.acl-long.414>
- [22] Tao, Q., Zhong, J., Li, R.: Aesprompt: Self-supervised constraints for automated essay scoring with prompt tuning. In: *SEKE*, pp. 335–340 (2022)
- [23] He, J., Li, X.: Zero-shot cross-lingual automated essay scoring. In: *Proceedings of the 2024 Joint International Conference on Computational Linguistics, Language Resources and Evaluation (LREC-COLING 2024)*, pp. 17819–17832. ELRA and ICCL, Torino, Italia (2024). <https://aclanthology.org/2024.lrec-main.1550>
- [24] Hu, E.J., Shen, Y., Wallis, P., Allen-Zhu, Z., Li, Y., Wang, S., Wang, L., Chen, W.: LoRA: Low-rank adaptation of large language models. *arXiv preprint arXiv:2106.09685* (2021)
- [25] Mukherjee, S., Awadallah, A.: Uncertainty-aware self-training for few-shot text classification. In: Larochelle, H., Ranzato, M., Hadsell, R., Balcan, M.F., Lin, H. (eds.) *Advances in Neural Information Processing Systems*, vol. 33, pp. 21199–21212. Curran Associates, Inc., ??? (2020)

- [26] Mathias, S., Bhattacharyya, P.: ASAP++: Enriching the ASAP automated essay grading dataset with essay attribute scores. In: Proceedings of the Eleventh International Conference on Language Resources and Evaluation (LREC 2018). European Language Resources Association (ELRA), Miyazaki, Japan (2018). <https://aclanthology.org/L18-1187>
- [27] Phandi, P., Chai, K.M.A., Ng, H.T.: Flexible domain adaptation for automated essay scoring using correlated linear regression. In: Màrquez, L., Callison-Burch, C., Su, J. (eds.) Proceedings of the 2015 Conference on Empirical Methods in Natural Language Processing, pp. 431–439. Association for Computational Linguistics, Lisbon, Portugal (2015). <https://doi.org/10.18653/v1/D15-1049> . <https://aclanthology.org/D15-1049>
- [28] Tay, Y., Phan, M., Tuan, L.A., Hui, S.C.: Skipflow: Incorporating neural coherence features for end-to-end automatic text scoring. In: Proceedings of the AAAI Conference on Artificial Intelligence, vol. 32. AAAI Press, ??? (2018)
- [29] Cao, Y., Jin, H., Wan, X., Yu, Z.: Domain-adaptive neural automated essay scoring. In: Proceedings of the 43rd International ACM SIGIR Conference on Research and Development in Information Retrieval. SIGIR '20, pp. 1011–1020. Association for Computing Machinery, New York, NY, USA (2020). <https://doi.org/10.1145/3397271.3401037> . <https://doi.org/10.1145/3397271.3401037>
- [30] Song, W., Song, Z., Liu, L., Fu, R.: Hierarchical multi-task learning for organization evaluation of argumentative student essays. In: IJCAI, pp. 3875–3881 (2020)
- [31] Liao, D., Xu, J., Li, G., Wang, Y.: Hierarchical coherence modeling for document quality assessment. Proceedings of the AAAI Conference on Artificial Intelligence 35(15), 13353–13361 (2021) <https://doi.org/10.1609/aaai.v35i15.17576>
- [32] Uto, M.: A review of deep-neural automated essay scoring models. *Behaviormetrika* 48(2), 459–484 (2021)
- [33] Xie, J., Cai, K., Kong, L., Zhou, J., Qu, W.: Automated essay scoring via pairwise contrastive regression. In: Proceedings of the 29th International Conference on Computational Linguistics, pp. 2724–2733. International Committee on Computational Linguistics, Gyeongju, Republic of Korea (2022). <https://aclanthology.org/2022.coling-1.240>
- [34] Jiang, Z., Gao, T., Yin, Y., Liu, M., Yu, H., Cheng, Z., Gu, Q.: Improving domain generalization for prompt-aware essay scoring via disentangled representation learning. In: Proceedings of the 61st Annual Meeting of the Association for Computational Linguistics (Volume 1: Long Papers), pp. 12456–12470. Association for Computational Linguistics, Toronto, Canada (2023). <https://doi.org/10.18653/v1/2023.acl-long.696> . <https://aclanthology.org/2023.acl-long.696>

- [35] Jin, C., He, B., Hui, K., Sun, L.: TDNN: A two-stage deep neural network for prompt-independent automated essay scoring. In: Proceedings of the 56th Annual Meeting of the Association for Computational Linguistics (Volume 1: Long Papers), pp. 1088–1097. Association for Computational Linguistics, Melbourne, Australia (2018). <https://doi.org/10.18653/v1/P18-1100> . <https://aclanthology.org/P18-1100>
- [36] Birla, N., Kumar Jain, M., Panwar, A.: Automated assessment of subjective assignments: A hybrid approach. *Expert Syst Appl* **203**, 117315 (2022) <https://doi.org/10.1016/j.eswa.2022.117315>
- [37] Devlin, J., Chang, M.-W., Lee, K., Toutanova, K.: BERT: Pre-training of deep bidirectional transformers for language understanding. In: Proceedings of the 2019 Conference of the North American Chapter of the Association for Computational Linguistics: Human Language Technologies, Volume 1 (Long and Short Papers), pp. 4171–4186. Association for Computational Linguistics, Minneapolis, Minnesota (2019). <https://doi.org/10.18653/v1/N19-1423> . <https://aclanthology.org/N19-1423>
- [38] Liu, Y.: Roberta: A robustly optimized bert pretraining approach. *arXiv preprint arXiv:1907.11692* **364** (2019)
- [39] Raffel, C., Shazeer, N., Roberts, A., Lee, K., Narang, S., Matena, M., Zhou, Y., Li, W., Liu, P.J.: Exploring the limits of transfer learning with a unified text-to-text transformer. *J Mach Learn Res* **21**(140), 1–67 (2020)
- [40] Do, H., Ryu, S., Lee, G.: Autoregressive multi-trait essay scoring via reinforcement learning with scoring-aware multiple rewards. In: Al-Onaizan, Y., Bansal, M., Chen, Y.-N. (eds.) *Proceedings of the 2024 Conference on Empirical Methods in Natural Language Processing*, pp. 16427–16438. Association for Computational Linguistics, Miami, Florida, USA (2024). <https://doi.org/10.18653/v1/2024.emnlp-main.917> . <https://aclanthology.org/2024.emnlp-main.917>
- [41] Do, H., Kim, Y., Lee, G.: Autoregressive score generation for multi-trait essay scoring. In: Graham, Y., Purver, M. (eds.) *Findings of the Association for Computational Linguistics: EACL 2024*, pp. 1659–1666. Association for Computational Linguistics, St. Julian’s, Malta (2024). <https://aclanthology.org/2024.findings-eacl.115/>
- [42] Chu, S., Kim, J., Wong, B., Yi, M.: Rationale behind essay scores: Enhancing s-llm’s multi-trait essay scoring with rationale generated by llms. *arXiv preprint arXiv:2410.14202* (2024)
- [43] Mizumoto, A., Eguchi, M.: Exploring the potential of using an ai language model for automated essay scoring. *Res Methods Appl Linguist* **2**(2), 100050 (2023) <https://doi.org/10.1016/j.rmal.2023.100050>

- [44] Loshchilov, I., Hutter, F.: Decoupled weight decay regularization. In: International Conference on Learning Representations (2019). <https://openreview.net/forum?id=Bkg6RiCqY7>
- [45] Srivastava, N., Hinton, G., Krizhevsky, A., Sutskever, I., Salakhutdinov, R.: Dropout: A simple way to prevent neural networks from overfitting. *J Mach Learn Res* **15**(56), 1929–1958 (2014)
- [46] Cozma, M., Butnaru, A., Ionescu, R.T.: Automated essay scoring with string kernels and word embeddings. In: Gurevych, I., Miyao, Y. (eds.) *Proceedings of the 56th Annual Meeting of the Association for Computational Linguistics (Volume 2: Short Papers)*, pp. 503–509. Association for Computational Linguistics, Melbourne, Australia (2018). <https://doi.org/10.18653/v1/P18-2080> . <https://aclanthology.org/P18-2080>
- [47] Kumar, R., Mathias, S., Saha, S., Bhattacharyya, P.: Many hands make light work: Using essay traits to automatically score essays. In: *Proceedings of the 2022 Conference of the North American Chapter of the Association for Computational Linguistics: Human Language Technologies*, pp. 1485–1495. Association for Computational Linguistics, Seattle, United States (2022). <https://doi.org/10.18653/v1/2022.naacl-main.106> . <https://aclanthology.org/2022.naacl-main.106>