

Conformal Prediction for Early Stopping in Mixed Integer Optimization

Stefan Clarke and Bartolomeo Stellato

Department of Operations Research and Financial Engineering

Princeton University

February 3, 2026

Abstract

Mixed-integer optimization solvers often find optimal solutions early in the search, yet spend the majority of computation time proving optimality. We exploit this by learning when to terminate solvers early on distributions of similar problem instances. Our method trains a neural network to estimate the true optimality gap from the solver state, then uses conformal prediction to calibrate a stopping threshold with rigorous probabilistic guarantees on solution quality. On five problem families from the distributional MIPLIB library, our method reduces solve time by over 60% while guaranteeing 0.1%-optimal solutions with 95% probability.

1 Introduction

Mixed-integer optimization problems arise in robotics ([Shin et al., 2022](#); [Halsted et al., 2021](#)), transportation ([Toth & Vigo, 2002](#); [Bertsimas et al., 2019](#)), power systems ([Hentenryck, 2021](#); [Sarkar et al., 2018](#)), and control ([Marcucci & Tedrake, 2019](#)). Many applications require decisions in real time, yet mixed-integer programming is NP-hard ([Garey & Johnson, 1979](#)), and even modern solvers ([Gurobi Optimization, LLC, 2024](#); [Huangfu & Hall, 2015](#)) may be too slow for time-critical settings.

The standard method for solving mixed-integer programs is branch-and-bound ([Land & Doig, 1960](#)), often combined with cutting planes to form branch-and-cut ([Mitchell, 2002](#)). As the algorithm progresses it maintains upper and lower bounds on the optimal objective value; when these bounds meet, the solver terminates with a provably optimal solution. Heuristics help find good feasible solutions early ([Fischetti & Lodi, 2011](#); [Angioni et al., 2025](#)), quickly reducing the upper bound, but closing the lower bound to certify optimality typically requires many more iterations. The result is that the solver often discovers an optimal solution long before it can prove optimality (see Figure 1).

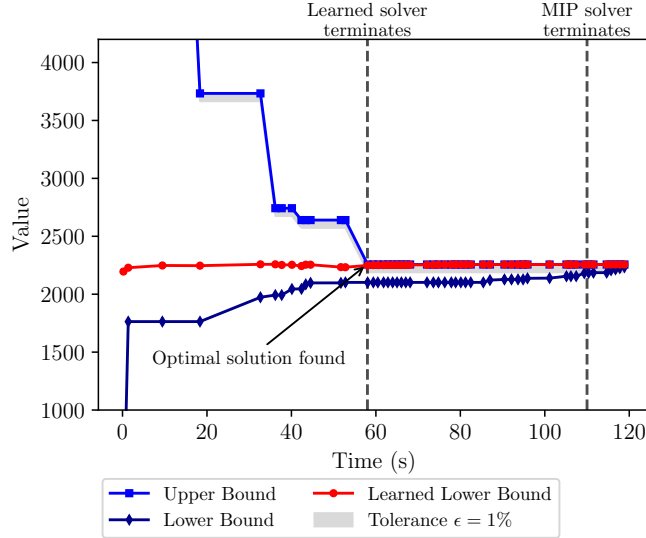


Figure 1: Bounds for one solve of one instance of the distributional MIPLIB optimal transmission switching problem family (Huang et al., 2024). The optimal solution is found after about 57 seconds, but the solve does not terminate until nearly 120 seconds have passed because the gap is not within the tolerance. Our method with a learned lower-bound terminates the solve much earlier, around 57 seconds. The upper-bound remains large until around 20 seconds, after which it quickly decreases as the solver finds feasible solutions.

Machine learning has emerged as a promising tool to accelerate mixed-integer optimization. Bengio et al. (Bengio et al., 2021) survey the landscape, while foundational work includes learning combinatorial optimization algorithms over graphs (Dai et al., 2017) and learning branching policies (Khalil et al., 2016). Subsequent efforts have targeted branching decisions (Scavuzzo et al., 2022), primal heuristics (Shen et al., 2021; Angioni et al., 2025), solver parameters (Patel, 2023), and cutting planes (Wang et al., 2023; Dragotto et al., 2023). These methods aim to reach a provably optimal solution faster by improving decisions within the solver.

In this paper we take a different approach: rather than speeding up the search for optimality, we learn when to stop early. We train a neural network to predict the true optimality gap from the solver state and use conformal prediction (Angelopoulos & Bates, 2021) to calibrate a stopping threshold with rigorous probabilistic guarantees on solution quality. On benchmarks from the distributional MIPLIB library (Huang et al., 2024), our method achieves significant speedups while provably returning near-optimal solutions with high probability.

2 Related works

2.1 Learning to accelerate mixed-integer optimization

Machine learning has emerged as a powerful tool to accelerate mixed-integer optimization (Bengio et al., 2021; Zhang et al., 2022). The most studied application is learning branching policies. Khalil et al. (Khalil et al., 2016) pioneered imitation learning to approximate strong branching. Gasse et al. (Gasse et al., 2019) introduced graph neural networks that exploit the bipartite variable-constraint structure of MILPs, inspiring subsequent work on hybrid models combining graph neural networks and multi-layer perceptrons (Gupta et al., 2020) and tree-based formulations (Scavuzzo et al., 2022). Scavuzzo et al. (Scavuzzo et al., 2024) provide a comprehensive survey of machine learning for branch-and-bound. Beyond branching, researchers have applied learning to cutting plane selection (Wang et al., 2023; Huang et al., 2021; Dragotto et al., 2023), solver configuration (Patel, 2023; Gao et al., 2024), and primal heuristics (Shen et al., 2021; Nair et al., 2020; Angioni et al., 2025). Some methods learn to predict solutions directly without solving (Sun & Yang, 2023).

All these approaches aim to reach a provably optimal solution faster by improving decisions within the solver. Our method takes a fundamentally different approach: we observe that branch-and-bound often finds an optimal solution long before it can prove optimality (Figure 1), and we learn when to stop early rather than speeding up the proof.

2.2 Conformal prediction

Conformal prediction provides distribution-free uncertainty quantification with finite-sample guarantees (Angelopoulos & Bates, 2021). It has been applied across domains including natural language processing (Campos et al., 2024), time-series forecasting (Stankevičiūtė et al., 2021), medical imaging (Vazquez & Facelli, 2022; Fayyad et al., 2023), and autonomous driving (Doula et al., 2024). Recent work has extended conformal prediction to optimization under uncertainty, providing calibration guarantees for robust optimization (Yeh et al., 2024). Clarke and Stellato (Clarke & Stellato, 2025) used conformal prediction to bound the suboptimality of learned heuristics for parametric MIPs.

This work is arguably the first to use conformal prediction to accelerate exact MIP solving. Rather than validating an independent heuristic, in this work we learn a termination criterion that stops the solver early while providing probabilistic guarantees on solution quality.

3 Parametric mixed integer optimization

This section formalizes the problem setting. We define parametric mixed-integer programs, describe how solvers maintain bounds over time, and show that standard termination criteria are conservative: the solver may hold a near-optimal solution long before it can prove optimality.

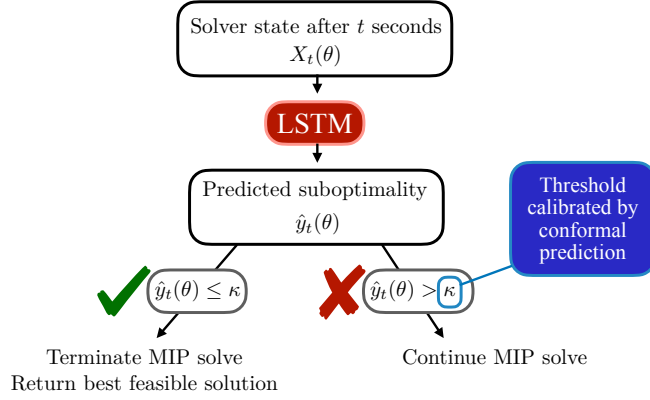


Figure 2: Diagram of the proposed conformal prediction method for accelerating MIP solvers by learning to terminate early. The LSTM predicts the suboptimality-gap and the solver terminates and returns the current best solution when the predicted gap is below a threshold. The threshold is chosen by conformal prediction.

3.1 Parametric mixed-integer programs

Let ϑ be a distribution supported on a set $\Theta \subseteq \mathbf{R}^p$. For each $\theta \in \Theta$ let MIP_θ be the optimization problem,

$$\begin{aligned} z^*(\theta) = \quad & \text{minimize} \quad c(\theta)^T x \\ & \text{subject to} \quad x \in \mathcal{X}(\theta), \end{aligned} \tag{MIP}_\theta$$

where $\mathcal{X}(\theta) \subseteq \mathbf{R}^m$ is the feasible set, which may include integrality constraints on some variables, and $c(\theta) \in \mathbf{R}^m$ is the cost vector. We consider repeated solves of (MIP_θ) for independent draws of $\theta \sim \vartheta$. We write $x^*(\theta)$ for an optimal solution to (MIP_θ) .

3.2 Solver behavior over time

Consider a fixed $\theta \in \Theta$. An algorithm $\mathcal{A}(\theta)$ designed to solve (MIP_θ) can be viewed as a function of time. At time $t \geq 0$ the algorithm holds an upper bound $U_\theta(t)$ and a lower bound $L_\theta(t)$ such that $L_\theta(t) \leq z^*(\theta) \leq U_\theta(t)$. If $U_\theta(t) < \infty$ then it also holds a feasible solution $x_\theta(t) \in \mathcal{X}(\theta)$ such that $c(\theta)^T x_\theta(t) = U_\theta(t)$. We assume that θ and t uniquely identify the algorithm state; this approximation holds when problems are solved on the same hardware.

For the solver to eventually certify optimality, the bounds must converge. We formalize this as the following assumption, which holds for any complete branch-and-bound algorithm.

Assumption 3.1. $U_\theta(t) - L_\theta(t) \rightarrow 0$ as $t \rightarrow \infty$.

Define the *true optimality gap* at time $t > 0$ for algorithm $\mathcal{A}(\theta)$ by

$$g_\theta(t) = \frac{U_\theta(t) - z^*(\theta)}{|z^*(\theta)|},$$

assuming $z^*(\theta) \neq 0$. Assumption 3.1 implies that $g_\theta(t) \rightarrow 0$ as $t \rightarrow \infty$. The true optimality gap is unknown during the solve but can be computed afterward since the solver returns $z^*(\theta)$.

3.3 Standard termination criteria

Solvers typically terminate when the optimality gap

$$g_\theta^{\text{alg}}(t) = \frac{U_\theta(t) - L_\theta(t)}{|L_\theta(t)|},$$

drops below a threshold $\epsilon > 0$. We define the ϵ -optimality stopping time for algorithm \mathcal{A} as

$$\tau_\epsilon(\theta) = \inf\{t \geq 0 \mid g_\theta^{\text{alg}}(t) \leq \epsilon\}.$$

At time $\tau_\epsilon(\theta)$, the best feasible solution $x_\theta(\tau_\epsilon(\theta))$ is ϵ -optimal because $g_\theta(\tau_\epsilon(\theta)) \leq g_\theta^{\text{alg}}(\tau_\epsilon(\theta)) \leq \epsilon$, where the first inequality uses $L_\theta(t) \leq z^*(\theta)$. However, the first inequality may not be tight. At time $\tau_\epsilon(\theta)$, the algorithm may have held the solution $x_\theta(\tau_\epsilon(\theta))$ for some time already. The algorithm could have terminated earlier and still returned an ϵ -optimal solution. This observation is the foundation of our approach.

3.4 Probabilistic termination criteria

At the deterministic stopping time $\tau_\epsilon(\theta)$, we have

$$\mathbf{P}[g_\theta(\tau_\epsilon(\theta)) \leq \epsilon] = 1,$$

where the probability is over $\theta \sim \vartheta$. We relax this by allowing a small error probability $\alpha \in (0, 1)$, seeking stopping times $\hat{\tau}(\theta)$ satisfying

$$\mathbf{P}[g_\theta(\hat{\tau}(\theta)) \leq \epsilon] \geq 1 - \alpha. \tag{1}$$

Allowing error probability α enables much earlier termination than deterministic criteria. Section 4 describes how we construct such stopping times by learning to approximate $g_\theta(t)$.

4 Learning termination criteria

This section develops a learned stopping criterion with rigorous probabilistic guarantees. The key idea is to train a predictor $\hat{g}_\theta(t)$ that approximates the true optimality gap $g_\theta(t)$, then use conformal prediction to calibrate a threshold κ such that terminating when $\hat{g}_\theta(t) \leq \kappa$ satisfies (1).

Given predictor $\hat{g}_\theta(t)$, define the stopping time

$$\hat{\tau}_\kappa(\theta) = \inf\{t \geq 0 \mid \hat{g}_\theta(t) \leq \kappa\},$$

where κ depends on the desired tolerance ϵ and error probability α . We assume $\hat{g}_\theta(t) \rightarrow 0$ as $t \rightarrow \infty$ for all $\theta \in \Theta$; Section 4.2 describes how the predictor enforces this property.

4.1 Conformal prediction for termination

We develop a conformal prediction framework to choose κ given ϵ and α such that (1) holds. The construction requires two technical definitions.

Define the *left-inverse* of a function $f : \mathbf{R}_+ \rightarrow \mathbf{R}_+$ by

$$f^{-1}(x) = \begin{cases} \inf\{t \geq 0 \mid f(t) \leq x\} & x \leq \sup f \\ \infty & \text{otherwise.} \end{cases}$$

Define the *rolling minimum* of the predictor by

$$\bar{g}_\theta(t) = \min_{0 \leq s \leq t} \hat{g}_\theta(s).$$

The function $\bar{g}_\theta(t)$ is nonincreasing in t . Let \hat{g}_θ^{-1} and g_θ^{-1} denote the left-inverses of \hat{g}_θ and g_θ . For $k \geq 0$ define $\hat{\tau}_k(\theta) = \hat{g}_\theta^{-1}(k)$. The following theorem, based on conformal prediction theory (Angelopoulos & Bates, 2021), shows how to choose κ .

Theorem 4.1. *Let $c \in \mathbf{Z}_+$ and $n \in \{1, \dots, c\}$. Let $\theta_1, \dots, \theta_c, \theta_{c+1} \sim \vartheta$ be independent. Let*

$$\kappa = \sup\{k \geq 0 \mid \#\{i \in \{1, \dots, c\} \mid g_{\theta_i}(\hat{\tau}_k(\theta_i)) \leq \epsilon\} \geq n\}.$$

Then $\mathbf{P}[g_{\theta_{c+1}}(\hat{\tau}_\kappa(\theta_{c+1})) \leq \epsilon] \geq n/(c+1)$.

The proof relies on the following lemma.

Lemma 4.2. *Let Z_1, \dots, Z_{c+1} be iid random variables in \mathbf{R} . Let $Z_{[1]}, \dots, Z_{[c]}$ denote Z_1, \dots, Z_c arranged in increasing order. For any $n \in \{1, \dots, c\}$,*

$$\mathbf{P}[Z_{c+1} \geq Z_{[c+1-n]}] \geq (n+1)/(c+1).$$

Proof. Let m be the rank of Z_{c+1} among Z_1, \dots, Z_{c+1} with random tie-breaking. Since $m \geq c+1-n$ implies $Z_{c+1} \geq Z_{[c+1-n]}$,

$$\begin{aligned} \mathbf{P}[Z_{c+1} \geq Z_{[c+1-n]}] &\geq \mathbf{P}[m \geq c+1-n] \\ &= \sum_{j=c+1-n}^{c+1} \mathbf{P}[m = j], \\ &= \sum_{j=c+1-n}^{c+1} \frac{1}{c+1} \\ &= \frac{n+1}{c+1}. \end{aligned}$$

where the second-last equality holds by exchangeability of Z_1, \dots, Z_{c+1} . ■

Proof of Theorem 4.1. By definition, κ is the largest $k \geq 0$ such that at least n of $\{g_{\theta_i}(\hat{\tau}_k(\theta_i))\}_{i=1}^c$ are at most ϵ . Since $g_{\theta}(t)$ is nonincreasing,

$$g_{\theta}(t) \leq \epsilon \iff g_{\theta}^{-1}(\epsilon) \leq t.$$

We also have $\bar{g}_{\theta}^{-1} = \hat{g}_{\theta}^{-1}$, so

$$\bar{g}_{\theta}(t) \geq k \iff \bar{g}_{\theta}^{-1}(k) \geq t \iff \hat{g}_{\theta}^{-1}(k) \geq t. \quad (2)$$

Observe that,

$$\begin{aligned} g_{\theta_i}^{-1}(\epsilon) \leq \hat{\tau}_k(\theta_i) &\iff g_{\theta_i}^{-1}(\epsilon) \leq \bar{g}_{\theta_i}^{-1}(k) \\ &\iff \bar{g}_{\theta_i}(g_{\theta_i}^{-1}(\epsilon)) \geq k, \end{aligned}$$

where the first equivalence is the definition of $\hat{\tau}_k$ and the second is by (2). Therefore, by definition, κ is exactly

$$\sup\{k \geq 0 \mid \#\{i \in \{1, \dots, c\} \mid \bar{g}_{\theta_i}(g_{\theta_i}^{-1}(\epsilon)) \geq k\} \geq n\},$$

which corresponds to the n -th largest element of $\{\bar{g}_{\theta_i}(g_{\theta_i}^{-1}(\epsilon))\}_{i=1}^c$. By Lemma 4.2 applied to $Z_i = \bar{g}_{\theta_i}(g_{\theta_i}^{-1}(\epsilon))$,

$$\begin{aligned} \mathbf{P}[\bar{g}_{\theta_{c+1}}(g_{\theta_{c+1}}^{-1}(\epsilon)) \geq \kappa] &= \mathbf{P}[Z_{c+1} \geq Z_{[c+1-n]}] \\ &\geq (n+1)/(c+1). \end{aligned}$$

Reversing the equivalences above yields $\mathbf{P}[g_{\theta_{c+1}}(\hat{g}_{\theta_{c+1}}^{-1}(\kappa)) \leq \epsilon] \geq (n+1)/(c+1)$. \blacksquare

To apply the theorem, fix tolerance $\epsilon > 0$ and error probability $\alpha > 0$. Given a *calibration dataset* $\mathcal{C} = \{\theta_i\}_{i=1}^c$ of independent draws from ϑ , choose n such that $(n+1)/(c+1) \geq 1 - \alpha$. Theorem 4.1 yields a threshold κ such that for any new instance $\theta_{c+1} \sim \vartheta$ independent of \mathcal{C} , terminating at time $\hat{\tau}_{\kappa}(\theta_{c+1})$ gives

$$\mathbf{P}[g_{\theta_{c+1}}(\hat{\tau}_{\kappa}(\theta_{c+1})) \leq \epsilon] \geq 1 - \alpha.$$

4.2 Training the predictor

We parametrize $g_{\theta}(t)$ using a neural network. Let $X_{\theta}(t) \in \mathbf{R}^M$ be the solver state vector at time t , containing the upper and lower bounds on $z^{\star}(\theta)$, the current best feasible solution $x_{\theta}(t)$, the number of explored nodes, the parameter θ , and the elapsed solve time. Let $h : \mathbf{R}^M \rightarrow \mathbf{R}_+$ be a neural network. For $l \leq u$ define the squashing function

$$\phi(x \mid l, u) = (u - l) \frac{e^x}{1 + e^x}, \quad (3)$$

which satisfies $\phi(x \mid l, u) \in [0, u - l]$ for all $x \in \mathbf{R}$. The predictor is

$$g_{\theta}(t) = \phi\left(h(X_{\theta}(t)) \mid L_{\theta}(t), U_{\theta}(t)\right).$$

By Assumption 3.1, $U_\theta(t) - L_\theta(t) \rightarrow 0$ as $t \rightarrow \infty$, so $g_\theta(t) \rightarrow 0$.

We train the predictor to approximate $U_\theta(t) - z^\star(\theta)$ using the weighted loss

$$\mathcal{L} = \mathbf{E} \left[\int_0^\infty w_{\theta_i}(t) \left(g(X_\theta(t)) - (U_\theta(t) - z^\star(\theta)) \right)^2 dt \right],$$

where $w_\theta(t) \geq 0$ is a time-weighting with $\int_0^\infty w_\theta(t) dt = 1$. Let T_θ denote the termination time of branch-and-bound on problem (MIP $_\theta$). For discretization step $\delta > 0$, let $S_\theta = \lceil T_\theta/\delta \rceil$. The empirical loss over training data $\mathcal{D} = \{\theta_i\}_{i=1}^d$ is

$$\hat{\mathcal{L}} = \frac{1}{d} \sum_{i=1}^d \sum_{t=0}^{S_{\theta_i}} w_{\theta_i}(t\delta) \left(g(X_{\theta_i}(t\delta)) - y_{\theta_i}(t\delta) \right)^2, \quad (4)$$

where $y_{\theta_i}(t\delta) = U_{\theta_i}(t\delta) - z^\star(\theta_i)$. We minimize (4) using stochastic gradient descent. The weighting

$$w_\theta(t) \propto \frac{1}{y_\theta(t)} \quad (5)$$

assigns highest weight to times when $y_\theta(t)$ is small. Prediction accuracy matters most near $y_\theta(t) \approx \epsilon$, since this is when the termination decision is made. Because ϵ is typically small, the weighting (5) focuses the predictor on the critical region where $g_\theta(t) \approx \epsilon$.

4.3 Method overview

The overall pipeline comprises three steps.

1. **Training.** Sample d instances $\theta \sim \vartheta$ to form $\mathcal{D} = \{\theta_i\}_{i=1}^d$ and train the predictor $g_\theta(t)$ by minimizing (4).
2. **Calibration.** Sample c instances $\theta \sim \vartheta$ to form $\mathcal{C} = \{\theta_i\}_{i=1}^c$. Fix tolerance $\epsilon > 0$ and error probability $\alpha \in (0, 1)$. Compute κ via Theorem 4.1.
3. **Deployment.** On a new instance θ , terminate at time $\hat{\tau}_\kappa(\theta)$ (when $g_\theta(t)$ first drops below κ) and return the best feasible solution.

The returned solution is ϵ -optimal with probability at least $1 - \alpha$ over the calibration set and test instance. Figure 2 illustrates the method.

5 Theoretical guarantees

Let the suboptimality at termination be

$$s(\theta, \kappa) = \frac{g_\theta(\hat{\tau}_\kappa(\theta)) - z^\star(\theta)}{|z^\star(\theta)|}.$$

By construction, our method satisfies

$$\mathbf{P}[s(\theta, \kappa) \leq \epsilon] \geq 1 - \alpha, \quad (6)$$

where randomness is over the calibration set \mathcal{C} and $\theta \sim \vartheta$. Define the empirical and expected suboptimality of threshold κ as

$$\hat{S}(\kappa) = \frac{1}{c} \sum_{i=1}^c s(\theta_i, \kappa), \quad S(\kappa) = \mathbf{E}_{\theta \sim \vartheta}[s(\theta, \kappa) \mid \mathcal{C}],$$

and the empirical and expected runtime as

$$\hat{T}(\kappa) = \frac{1}{c} \sum_{i=1}^c \hat{\tau}_\kappa(\theta_i), \quad T(\kappa) = \mathbf{E}_{\theta \sim \vartheta}[\hat{\tau}_\kappa(\theta) \mid \mathcal{C}].$$

The guarantee (6) averages over both the calibration set and test point. This section establishes stronger *sample-conditional* guarantees (Duchi, 2025) that hold for a fixed calibration set with high probability:

1. **Expected suboptimality and runtime** (Section 5.1, Theorem 5.1): $S(\kappa) \leq \hat{S}(\kappa) + O(1/\sqrt{c})$ and $T(\kappa) \leq \hat{T}(\kappa) + O(1/\sqrt{c})$, so the expected suboptimality and runtime on new instances are close to their empirical values on calibration data.
2. **Success probability** (Section 5.2, Theorem 5.2): $\mathbf{P}[s(\theta, \kappa) \leq \epsilon \mid \mathcal{C}] \geq 1 - \alpha - O(1/\sqrt{c})$, so the conditional probability of achieving tolerance ϵ concentrates near $1 - \alpha$.

5.1 Expected suboptimality and runtime

We bound the expected suboptimality and runtime conditional on the calibration set. Let S_{\max} bound the suboptimality, *i.e.*, $s(\theta, \kappa) \leq S_{\max}$ for all $\kappa \geq 0$ and $\theta \in \Theta$. Let T_{\max} bound the runtime, *i.e.*, $\hat{\tau}_\kappa(\theta) \leq T_{\max}$ for all $\kappa \geq 0$ and $\theta \in \Theta$. These bounds can be enforced via deterministic stopping criteria.

Theorem 5.1. *For any $\delta > 0$, with probability at least $1 - \delta$ over the calibration set \mathcal{C} ,*

$$S(\kappa) \leq \hat{S}(\kappa) + S_{\max} \sqrt{\frac{\log(ec)}{c}} + S_{\max} \sqrt{\frac{\log(1/\delta)}{2c}}.$$

The runtime satisfies the analogous bound

$$T(\kappa) \leq \hat{T}(\kappa) + T_{\max} \sqrt{\frac{\log(ec)}{c}} + T_{\max} \sqrt{\frac{\log(1/\delta)}{2c}}.$$

Proof of Theorem 5.1. We prove the suboptimality bound; the runtime bound follows analogously. The proof uses VC-dimension to obtain uniform convergence. For $u \in [0, S_{\max}]$ and $\kappa \in \mathbf{R}_+$ define the classifier

$$\rho(\kappa, u)(\theta) = \mathbf{1}_{s(\theta, \kappa) > u},$$

which equals 1 if $s(\theta, \kappa) > u$ and 0 otherwise. Define the empirical and true risk as

$$\begin{aligned}\hat{S}(\rho(\kappa, u)) &= \frac{1}{c} \sum_{i=1}^c \rho(\kappa, u)(\theta_i), \\ S(\rho(\kappa, u)) &= \mathbf{E}_{\theta \sim \vartheta} [\rho(\kappa, u)(\theta)].\end{aligned}$$

For fixed $u \in [0, S_{\max}]$ let $\nu(u)$ be the VC-dimension (Definition 3.10, (Mohri et al., 2012)) of the set of functions $\{\rho(\kappa, u) | \kappa \in \mathbf{R}_+\}$. Let $\hat{\vartheta}$ be a uniform distribution on \mathcal{C} (the empirical distribution for the calibration dataset). We have,

$$\begin{aligned}& |S(\kappa) - \hat{S}(\kappa)| \\&= \left| \mathbf{E}_{\theta \sim \hat{\vartheta}} [s(\theta, \kappa)] - \mathbf{E}_{\theta \sim \hat{\vartheta}} [s(\theta, \kappa)] \right| \\&= \left| \int_0^{S_{\max}} \mathbf{P}_{\theta \sim \hat{\vartheta}} [s(\theta, \kappa) > u] - \mathbf{P}_{\theta \sim \hat{\vartheta}} [s(\theta, \kappa) > u] du \right| \\&\leq S_{\max} \sup_{u \in [0, S_{\max}]} |S(\rho(\kappa, u)) - \hat{S}(\rho(\kappa, u))| \\&\leq S_{\max} \sup_{u \in [0, S_{\max}]} \sqrt{\frac{2\nu(u) \log(ec/\nu(u))}{c}} + S_{\max} \sqrt{\frac{\log(1/\delta)}{2c}}.\end{aligned}$$

The first equality is the definition of the empirical distribution. The second uses $\mathbf{E}[X] = \int_0^\infty \mathbf{P}[X > u] du$ for nonnegative X . The third bounds the integral uniformly. The fourth applies Corollary 3.19 of Mohri et al. (2012). It remains to show $\nu(u) = 1$. The function $\kappa \mapsto \rho(\kappa, u)(\theta)$ is nondecreasing in κ . For any θ_1, θ_2 , let $\kappa_i = \inf\{\kappa : \rho(\kappa, u)(\theta_i) = 1\}$. If $\kappa_1 \leq \kappa_2$, then $\rho(\kappa, u)(\theta_1) \geq \rho(\kappa, u)(\theta_2)$ for all κ , so $\{\theta_1, \theta_2\}$ cannot be shattered. Thus $\nu(u) \leq 1$, and since $\nu(u) \geq 1$ by definition, we have $\nu(u) = 1$. ■

5.2 Success probability

The probability in (6) is over both the calibration set and test point, which is equivalent to

$$\mathbf{E}_{\mathcal{C} \sim \vartheta^c} \left[\mathbf{P}_{\theta \sim \vartheta} [s(\theta, \kappa) \leq \epsilon | \mathcal{C}] \right] \geq 1 - \alpha.$$

This result shows that the conditional probability $\mathbf{P}[s(\theta, \kappa) \leq \epsilon | \mathcal{C}]$ concentrates near $1 - \alpha$. The proof follows from Proposition 2a of Vovk (2012); we include it for completeness.

Theorem 5.2. *For any $\delta > 0$, with probability at least $1 - \delta$ over the calibration set \mathcal{C} ,*

$$\mathbf{P}_{\theta \sim \vartheta} [s(\theta, \kappa) \leq \epsilon | \mathcal{C}] \geq 1 - \alpha - \sqrt{\frac{\log(2/\delta)}{2c}}.$$

Proof. Let $\hat{\vartheta}$ be the uniform distribution on \mathcal{C} (the distribution over the empirical sample). By definition of κ we know that,

$$\mathbf{P}_{\theta \sim \hat{\vartheta}}[s(\theta, \kappa) \leq \epsilon] \geq 1 - \alpha. \quad (7)$$

Let $\hat{P}_\epsilon = \mathbf{P}_{\theta \sim \hat{\vartheta}}[s(\theta, \kappa) \leq \epsilon]$ and $P_\epsilon = \mathbf{P}_{\theta \sim \vartheta}[s(\theta, \kappa) \leq \epsilon]$. By Corollary 1 (Massart, 1990) the following is true, for all $\lambda > 0$, where the randomness is taken over the calibration set \mathcal{C} ,

$$\mathbf{P}[|\hat{P}_\epsilon - P_\epsilon| \geq \lambda/\sqrt{c}] \leq 2\exp(-2\lambda^2).$$

Set $\delta = 2\exp(-2\lambda^2)$ and rearrange this expression to get,

$$\mathbf{P}\left[|\hat{P}_\epsilon - P_\epsilon| \geq \sqrt{\frac{\log(2/\delta)}{2c}}\right] \leq \delta.$$

This combined with (7) completes the proof. ■

5.3 Time to termination

The guarantees above hold for any predictor, but meaningful speedup requires an accurate predictor $\hat{g}_\theta(t)$. Taking $\kappa = -\infty$ achieves zero suboptimality but provides no speedup. The threshold κ from Theorem 4.1 satisfies all guarantees regardless of predictor quality, but if $\hat{g}_\theta(t)$ is inaccurate, the stopping time $\hat{\tau}_\kappa(\theta)$ may equal the standard termination time $\tau_\epsilon(\theta)$.

6 Computational experiments

We test our methods on parametric families of problems from the Distributional MIPLIB library (Huang et al., 2024).

6.1 Experiment setup

Hardware. All models were trained on a NVIDIA A100 GPU. Each optimization solve took place on AMD EPYC 9334 CPUs, and each optimization solve was allowed access to exactly 1GB of memory, and only one thread.

Predictor. We parametrize h by an LSTM with 2 layers and 200 hidden units in each layer, followed by a feedforward neural network with 2 hidden layers and 200 units in each layer. All activation units but the final one are ReLU units. The output dimension is one, and the output represents the approximate true optimality gap at time t . We have $\hat{g}_\theta(t) = h(X_\theta(t))$.

Table 1: The number of training, calibration, and test instances for each problem family, along with the corresponding reference.

Problem	d	c	l	Reference
CFLP-medium	800	100	100	(Scavuzzo et al., 2022)
GISP-easy	800	100	100	(Hochbaum & Pathria, 1997)
OTS-medium	800	28	72	(Huang et al., 2024)
MMCNDP	800	100	100	(Greening et al., 2023)
MIS-medium	800	100	100	(Huang et al., 2024)
MVC-medium	800	100	100	(Korte & Vygen, 2018)

Covariates. At time t , the covariate vector $X_\theta(t)$ consists of the current bounds $U_\theta(t)$ and $L_\theta(t)$, their 1, 3, and 5 second rolling averages, the elapsed solve-time t , and the number of nodes expanded in the branch-and-bound tree. Unlike typical learn-to-optimize settings (Scavuzzo et al., 2022), the predictor does not require access to the full problem formulation, so generating covariate data is efficient.

Optimization solver. The solvers we test our method on are Gurobi (Gurobi Optimization, LLC, 2024) and Cardinal Optimization (Ge et al., 2022). We use solver callbacks to evaluate the predictor $g_\theta(t)$ as the solve is running. We disable presolve on both solvers and use only a single thread. The maximum allowed solve-time is set to 600 seconds. In our experiments we seek to solve all problem instances to within 0.1% accuracy, so we set $\epsilon = 0.001$. We choose $\alpha = 0.05$, so that our solver is likely to ϵ -optimality at least 95% of the time.

Evaluation metrics. For each problem family, we report average suboptimality on test data $\mathcal{T} = \{\theta_i\}_{i=1}^l$,

$$\hat{S} = \frac{1}{l} \sum_{i=1}^l s(\theta_i, \kappa),$$

where $\hat{x}(\theta_i)$ is the solution returned by our method and $x^*(\theta_i)$ is the optimal solution. We also report total solve-time and the percent of problems solved to within ϵ optimality.

Baselines. We compare our method to the baseline methods in Table 2.

Data. We run experiments on capacitated facility location problems (CFLP-medium), generalized independent set problems (GISP-easy), maximum independent set problems (MIS-medium), minimum vertex cover problems (MVC-medium), open transportation scheduling problems (OTS-medium), and middle-mile consolidated network design problems (MMCN-medium-BI). The OTS-medium and MMCN-medium-BI problems come from real-world datasets. These problems are costly to solve, and on some families, Gurobi takes hundreds

Table 2: Baseline methods.

Method	Solver	Termination criterion
GRB	Gurobi	ϵ optimality
GRB1	Gurobi	1 solution found
GRB3	Gurobi	3 solutions found
COPT	COPT	ϵ optimality
COPT1	COPT	1 solution found
COPT3	COPT	3 solutions found

of seconds to solve most instances. The number of train points d , calibration points c , and test points l vary depending on the problem family. The details on data and formulations are given in Table 1.

Code overview. We first solve all problems in the training dataset $\{\theta_i\}_{i=1}^d$ using solver callbacks and save the solver state $X_t(\theta_i)$ at each point t and true optimality gap $g_t(\theta_i)$ at which the callback is called. This process can be computationally intensive. The next step is to train the predictor $g_\theta(t)$ using the saved solver states and true optimality gaps. We run the Adam optimizer (Zhang, 2018) using the Pytorch (Paszke et al., 2019) automatic differentiation software to minimize the loss (4) where $g_\theta(t) = h(X_t(\theta))$. The training process runs for half an hour on a single GPU for each experiment. We then perform the conformal prediction step described in Section 4.1 to get κ , and evaluate the quality of the stopping-time $\hat{\tau}_\kappa(\theta)$ on the test dataset. Code for our experiments is available through the following link:

https://github.com/stellatogrp/conformal_mip

6.2 Experiment results

Figure 3 shows suboptimality, solve-time, and branch-and-bound nodes at termination for each method. Full tabular results appear in Appendix A. Across all problem families, the conformal prediction method maintains low suboptimality while substantially reducing solve-time. Compared to Gurobi, our method terminates 76% faster on CFLP, 78% faster on OTS, 66% faster on MMCN, 88% faster on MVC, and 95% faster on MIS. The improvement on GISP is more modest at 8%, reflecting the structure of these instances: both solvers close the optimality gap relatively quickly after finding a good solution, leaving less room for early termination.

Figure 4 shows the number of instances solved to ϵ -optimality over time. The conformal prediction method solves at least $100(1-\alpha)\%$ of problems to ϵ -optimality with high probability, though it may not solve all problems due to the probabilistic guarantee of Theorem 4.1. Within the 600-second time limit, our method solves more instances to ϵ -optimality than

Gurobi alone on several problem families. The improvement of CP COPT over COPT is more modest but still clear. This difference arises because Gurobi’s heuristics find feasible solutions quickly, then spend most of the solve time tightening lower bounds to prove optimality. Our predictor exploits this behavior by estimating when the current solution is already near-optimal, enabling early termination before the lower bound fully closes.

7 Conclusion

Branch-and-bound solvers often find optimal solutions long before they can prove optimality. We exploit this by learning a termination criterion that stops the solver early while providing rigorous probabilistic guarantees on solution quality. Our method trains a neural network to predict the true optimality gap from solver state, then uses conformal prediction to calibrate a stopping threshold that ensures ϵ -optimal solutions with probability at least $1 - \alpha$. We establish sample-conditional guarantees showing that expected suboptimality and success probability concentrate near their empirical values on calibration data. On benchmarks from the distributional MIPLIB library, our method achieves speedups exceeding 60% across five problem families while maintaining 0.1%-optimality with 95% probability.

Limitations. Our method requires solving instances from the target distribution during training to record solver state, which can be computationally expensive. This means the approach accelerates problems that current solvers can already solve; it does not extend the frontier of tractable instances. The speedup also varies across problem families: while most benchmarks show improvements exceeding 60%, the GISP family achieves only 8% speedup, suggesting that the gap between finding and proving optimality is problem-dependent. Finally, the conformal guarantee assumes test instances are drawn from the same distribution as calibration data; distribution shift may degrade performance.

Acknowledgements

Bartolomeo Stellato is supported by the NSF CAREER Award ECCS-2239771 and the ONR YIP Award N000142512147. The authors are pleased to acknowledge that the work reported on in this paper was substantially performed using Princeton University’s Research Computing resources.

References

- Angelopoulos, A. N. and Bates, S. A gentle introduction to conformal prediction and distribution-free uncertainty quantification, 2021.
- Angioni, D., Archetti, C., and Speranza, M. G. Neural combinatorial optimization: A tutorial. *Computers and Operations Research*, 182:107102, 2025.

- Bengio, Y., Lodi, A., and Prouvost, A. Machine learning for combinatorial optimization: A methodological tour d’horizon. *European Journal of Operational Research*, 290:405–421, 2021.
- Bertsimas, D., Jaillet, P., and Martin, S. Online vehicle routing: The edge of optimization in large-scale applications. *Operations Research*, 67:143–162, 2019.
- Campos, M. M., Farinhas, A., Zerva, C., Figueiredo, M. A. T., and Martins, A. F. T. Conformal prediction for natural language processing: A survey. *Transactions of the Association for Computational Linguistics*, 12:1497–1516, 2024.
- Clarke, S. and Stellato, B. Learning-based hierarchical approach for fast mixed-integer optimization, 2025.
- Dai, H., Khalil, E. B., Zhang, Y., Dilkina, B., and Song, L. Learning combinatorial optimization algorithms over graphs. In *Neural Information Processing Systems*, 2017.
- Doula, A., Güdelhöfer, T., user, M. M., and Guinea, A. S. Conformal prediction for semantically-aware autonomous perception in urban environments. In *Conference on Robot Learning*, 2024.
- Dragotto, G., Clarke, S., Fisac, J. F., and Stellato, B. Differentiable cutting-plane layers for mixed-integer linear optimization. 2023.
- Duchi, J. C. A few observations on sample-conditional coverage in conformal prediction, 2025.
- Fayyad, J., Alijani, S., and Najjaran, H. Empirical validation of conformal prediction for trustworthy skin lesions classification. *Computer methods and programs in biomedicine*, 253:108231, 2023.
- Fischetti, M. and Lodi, A. Heuristics in mixed integer programming. In Cochran, J. J. (ed.), *Wiley Encyclopedia of Operations Research and Management Science*. Wiley, 2011.
- Gao, C., Shang, H., Xue, K., and Qian, C. Neural solver selection for combinatorial optimization, 2024.
- Garey, M. R. and Johnson, D. S. *Computers and Intractability: A Guide to the Theory of NP -Completeness*. W. H. Freeman, 1979.
- Gasse, M., Chételat, D., Ferroni, N., Charlin, L., and Lodi, A. Exact combinatorial optimization with graph convolutional neural networks. In *Advances in Neural Information Processing Systems*, 2019.
- Ge, D., Huangfu, Q., Wang, Z., Wu, J., and Ye, Y. Cardinal optimizer (copt) user guide, 2022.

- Greening, L. M., Dahan, M., and Erera, A. L. Lead-time-constrained middle-mile consolidation network design with fixed origins and destinations. *Transportation Research Part B: Methodological*, 174:102782, 2023.
- Gupta, P., Gasse, M., Khalil, E. B., Mudigonda, P. K., Lodi, A., and Bengio, Y. Hybrid models for learning to branch. In *Advances in Neural Information Processing Systems*, 2020.
- Gurobi Optimization, LLC. Gurobi Optimizer Reference Manual, 2024. URL <https://www.gurobi.com>.
- Halsted, T., Shorinwa, O., Yu, J., and Schwager, M. A survey of distributed optimization methods for multi-robot systems, 2021.
- Hentenryck, P. V. Machine learning for optimal power flows. *Tutorials in Operations Research: Emerging Optimization Methods and Modeling Techniques with Applications*, 2021.
- Hochbaum, D. S. and Pathria, A. Forest harvesting and minimum cuts: A new approach to handling spatial constraints. *Forest Science*, 43(4):544–554, 1997.
- Huang, W., Huang, T., Ferber, A., and Dilkina, B. N. Distributional MIPLIB: a multi-domain library for advancing ML-guided MILP methods, 2024.
- Huang, Z., Wang, K., Liu, F., Zhen, H.-L., Zhang, W., Yuan, M., Hao, J., Yu, Y., and Wang, J. Learning to select cuts for efficient mixed-integer programming. *Pattern Recognition*, 123:108353, 2021.
- Huangfu, Q. and Hall, J. A. J. Parallelizing the dual revised simplex method. *Mathematical Programming Computation*, 10:119 – 142, 2015.
- Khalil, E. B., Bodic, P. L., Song, L., Nemhauser, G. L., and Dilkina, B. N. Learning to branch in mixed integer programming. In *AAAI Conference on Artificial Intelligence*, 2016.
- Korte, B. and Vygen, J. *Combinatorial Optimization: Theory and Algorithms*. Springer, 2018.
- Land, A. H. and Doig, A. G. An automatic method of solving discrete programming problems. *Econometrica*, 28:497, 1960.
- Marcucci, T. and Tedrake, R. Warm start of mixed-integer programs for model predictive control of hybrid systems. *IEEE Transactions on Automatic Control*, 66:2433–2448, 2019.
- Massart, P. The tight constant in the Dvoretzky-Kiefer-Wolfowitz inequality. *Annals of Probability*, 18:1269–1283, 1990.

- Mitchell, J. E. Branch-and-cut algorithms for combinatorial optimization problems. In Pardalos, P. M. and Resende, M. G. C. (eds.), *Handbook of Applied Optimization*, pp. 65–77. Oxford University Press, 2002.
- Mohri, M., Rostamizadeh, A., and Talwalkar, A. *Foundations of Machine Learning*. Adaptive Computation and Machine Learning. MIT Press, 2012.
- Nair, V., Bartunov, S., Gimeno, F., von Glehn, I., Lichocki, P., Lobov, I., O’Donoghue, B., Sonnerat, N., Tjandraatmadja, C., Wang, P., Addanki, R., Hapuarachchi, T., Keck, T., Keeling, J., Kohli, P., Ktena, I., Li, Y., Vinyals, O., and Zwols, Y. Solving mixed integer programs using neural networks, 2020.
- Paszke, A., Gross, S., Massa, F., Lerer, A., Bradbury, J., Chanan, G., Killeen, T., Lin, Z., Gimelshein, N., Antiga, L., Desmaison, A., Köpf, A., Yang, E., DeVito, Z., Raison, M., Tejani, A., Chilamkurthy, S., Steiner, B., Fang, L., Bai, J., and Chintala, S. PyTorch: An imperative style, high-performance deep learning library, 2019.
- Patel, K. Progressively strengthening and tuning MIP solvers for reoptimization. *Mathematical Programming Computation*, 16:267 – 295, 2023.
- Sarkar, M. Z. I., Meegahapola, L. G., and Datta, M. Reactive power management in renewable rich power grids: A review of grid-codes, renewable generators, support devices, control strategies and optimization algorithms. *IEEE Access*, 6:41458–41489, 2018.
- Scavuzzo, L., Chen, F., Chételat, D., Gasse, M., Lodi, A., Yorke-Smith, N., and Aardal, K. I. Learning to branch with tree MDPs, 2022.
- Scavuzzo, L., Aardal, K., Lodi, A., and Yorke-Smith, N. Machine learning augmented branch and bound for mixed integer linear programming. *Mathematical Programming*, 2024.
- Shen, Y., Sun, Y., Eberhard, A. C., and Li, X. Learning primal heuristics for mixed integer programs. In *2021 International Joint Conference on Neural Networks (IJCNN)*, pp. 1–8, 2021.
- Shin, Y.-H., Hong, S., Woo, S. H., Choe, J., Son, H., Kim, G., ha Kim, J., Lee, K. K., Hwangbo, J., and won Park, H. Design of KAIST HOUND, a quadruped robot platform for fast and efficient locomotion with mixed-integer nonlinear optimization of a gear train. In *2022 International Conference on Robotics and Automation (ICRA)*, pp. 6614–6620, 2022.
- Stankevičiūtė, K., Alaa, A. M., and van der Schaar, M. Conformal time-series forecasting. In *Neural Information Processing Systems*, 2021.
- Sun, Z. and Yang, Y. DIFUSCO: Graph-based diffusion solvers for combinatorial optimization, 2023.

- Toth, P. and Vigo, D. *The Vehicle Routing Problem*. Monographs on Discrete Mathematics and Applications. SIAM, 2002.
- Vazquez, J. and Facelli, J. C. Conformal prediction in clinical medical sciences. *Journal of Healthcare Informatics Research*, 6:241 – 252, 2022.
- Vovk, V. Conditional validity of inductive conformal predictors. *Machine Learning*, 92: 349–376, 2012.
- Wang, Z., Li, X., Wang, J., Kuang, Y., Yuan, M., Zeng, J., Zhang, Y., and Wu, F. Learning cut selection for mixed-integer linear programming via hierarchical sequence model, 2023.
- Yeh, C., Christianson, N., Wu, A., Wierman, A., and Yue, Y. End-to-end conformal calibration for optimization under uncertainty, 2024.
- Zhang, J., Liu, C., Yan, J., Li, X., Zhen, H.-L., and Yuan, M. A survey for solving mixed integer programming via machine learning. *Neurocomputing*, 519:205–217, 2022.
- Zhang, Z. Improved Adam optimizer for deep neural networks. In *2018 IEEE/ACM 26th International Symposium on Quality of Service (IWQoS)*, pp. 1–2, 2018.

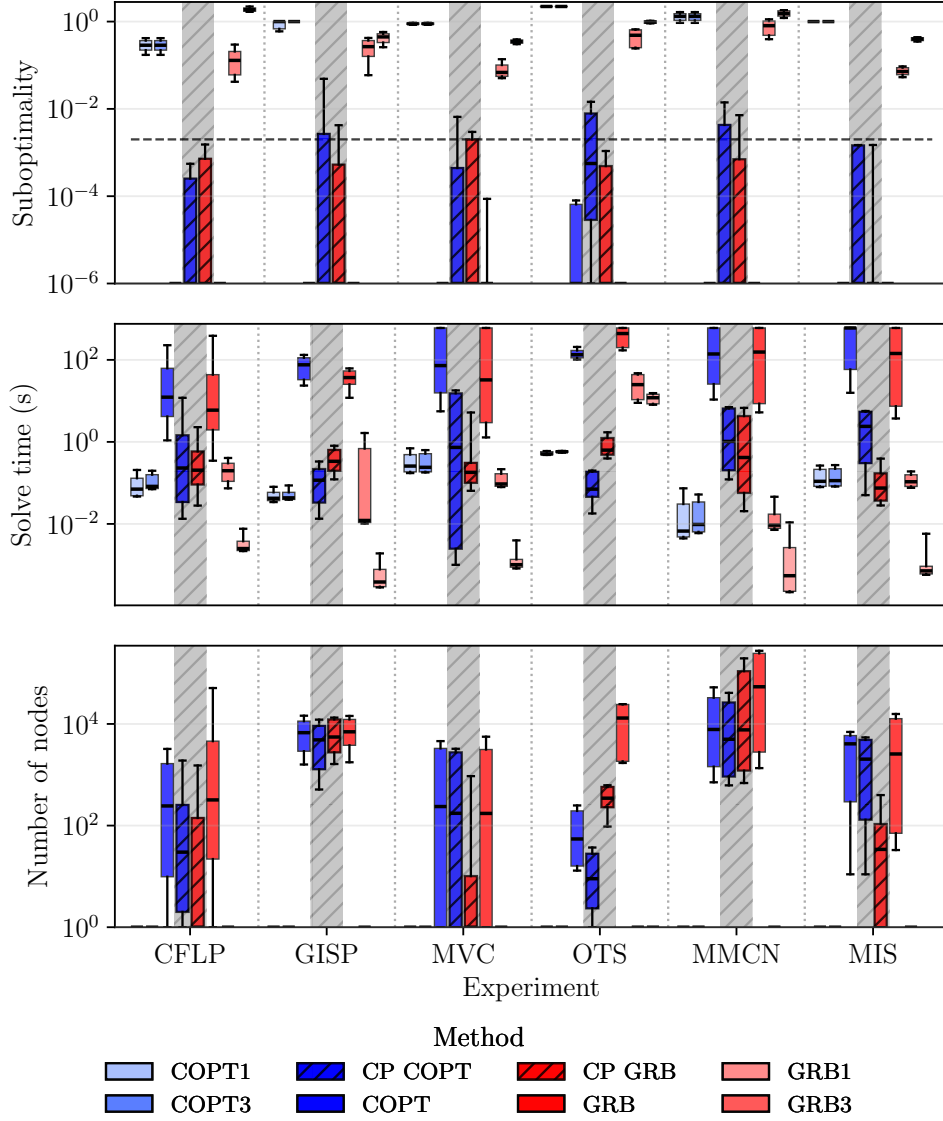


Figure 3: Suboptimality, solve-time, and number of nodes explored at termination across all problem families. The dashed line in the top panel marks the target suboptimality $\epsilon = 0.1\%$; values are clipped to 10^{-6} when an optimal solution is found. Our methods (shaded grey) achieve substantially faster solve-times than the global solvers Gurobi (GRB) and COPT while maintaining low suboptimality.

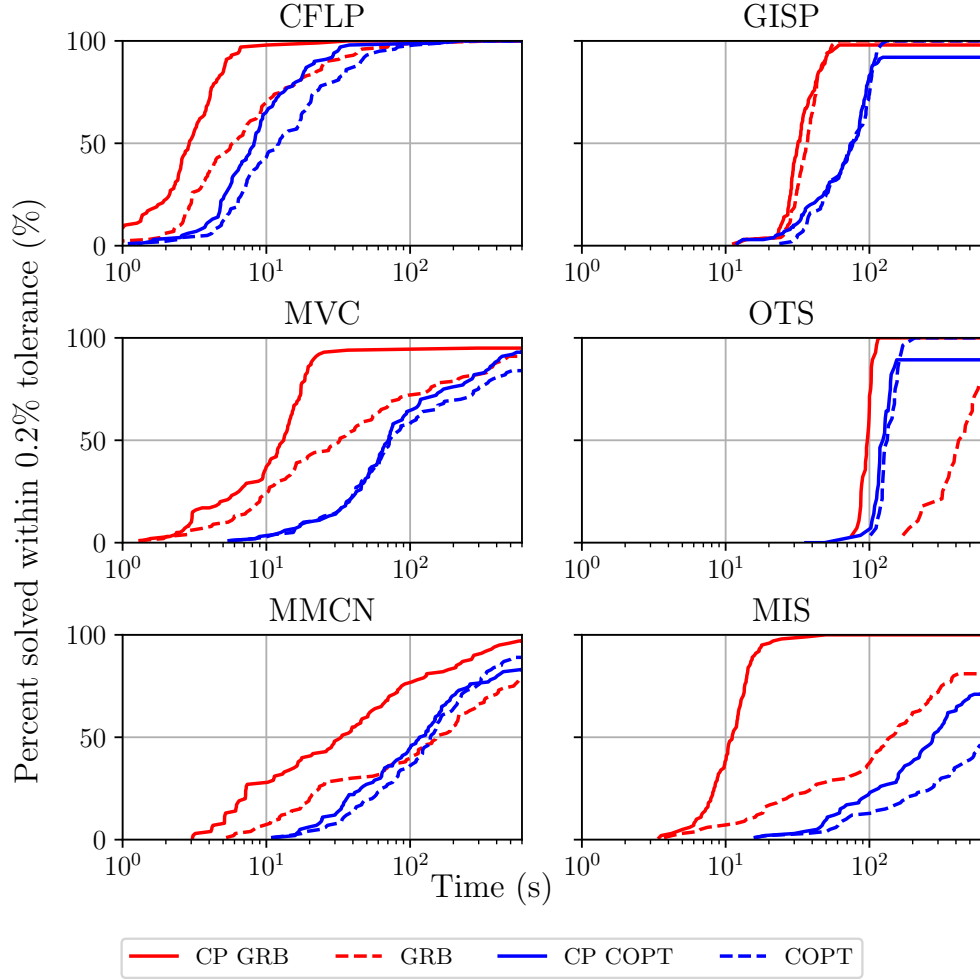


Figure 4: The number of instances solved to within $2\epsilon = 0.2\%$ -optimality over time for each method on each dataset. Since ϵ was the conformal target tolerance, we expect almost all problems from each method to be solved to this level of optimality. The conformal prediction method solves most problems very quickly, but it is not guaranteed to solve all problems to within 0.2%-optimality due to the adjustment made by Theorem 4.1, which occurs with probability around α .

A Tabular results

Time (s) refers to time until termination. Nodes refers to the number of nodes explored in the branch-and-bound tree. Correct refers to the percentage of instances for which the method found an ϵ -optimal solution within the time-limit. If the 600s time-limit is exceeded, the solver is allowed to return its current best solution. Speedup (s) refers to the improvement in solve time compared to the baseline method — either CP or GRB depending on the method. The first three columns are mean \pm standard deviation.

Capacitated facility location

Method	Time (s)	Suboptimality	Nodes	Correct	Speedup (s)
CP GRB	3.7 \pm 4.2	1.5e-02% \pm 2.8e-04	47.9 \pm 169.1	98.0%	11.9
GRB	15.6 \pm 40.8	0.0% \pm 0	1453.5 \pm 5326.4	100.0%	0
GRB1	2.8e-03 \pm 1.0e-03	187.7% \pm 9.6e-02	0 \pm 0	0.0%	15.6
GRB3	2.0e-01 \pm 6.2e-02	13.0% \pm 4.5e-02	1.0 \pm 0	0.0%	15.4
CP COPT	13.8 \pm 25.2	4.5e-03% \pm 1.1e-04	94.0 \pm 258.8	100.0%	8.2
COPT	22.0 \pm 31.1	0.0% \pm 0	418.4 \pm 567.5	100.0%	0
COPT1	8.1e-02 \pm 3.0e-02	28.8% \pm 4.7e-02	1.0 \pm 0	0.0%	22.0
COPT3	9.6e-02 \pm 2.9e-02	28.8% \pm 4.7e-02	1.0 \pm 0	0.0%	21.9

Generalized independent set

Method	Time (s)	Suboptimality	Nodes	Correct	Speedup (s)
CP GRB	34.0 \pm 9.4	1.1e-02% \pm 5.1e-04	6265.4 \pm 2755.0	96.0%	3.0
GRB	37.0 \pm 8.9	0.0% \pm 0	7332.2 \pm 2584.2	100.0%	0
GRB1	4.5e-04 \pm 2.1e-04	44.3% \pm 6.6e-02	0 \pm 0	0.0%	37.0
GRB3	1.4e-01 \pm 2.9e-01	27.3% \pm 6.6e-02	1.0 \pm 0	0.0%	36.9
CP COPT	67.0 \pm 28.4	1.7e-01% \pm 8.1e-03	4771.9 \pm 2456.8	85.0%	8.6
COPT	75.5 \pm 27.7	0.0% \pm 0	6672.9 \pm 2739.7	100.0%	0
COPT1	4.5e-02 \pm 8.0e-03	96.5% \pm 9.9e-02	1.0 \pm 0	0.0%	75.5
COPT3	4.5e-02 \pm 7.5e-03	100.0% \pm 0	1.0 \pm 0	0.0%	75.5

Maximum vertex capacity

Method	Time (s)	Suboptimality	Nodes	Correct	Speedup (s)
CP GRB	14.3 \pm 28.8	3.2e-02% \pm 6.7e-04	12.2 \pm 93.6	88.0%	112.4
GRB	126.7 \pm 188.1	8.7e-05% \pm 8.6e-06	727.7 \pm 1092.4	100.0%	0
GRB1	1.1e-03 \pm 3.3e-04	34.9% \pm 1.9e-02	0 \pm 0	0.0%	126.7
GRB3	1.0e-01 \pm 2.5e-02	7.4% \pm 1.6e-02	1.0 \pm 0	0.0%	126.6
CP COPT	145.2 \pm 166.4	1.1e-02% \pm 6.7e-04	602.2 \pm 888.7	98.0%	44.7
COPT	190.0 \pm 209.7	0.0% \pm 0	869.9 \pm 1163.1	100.0%	0
COPT1	3.0e-01 \pm 1.1e-01	89.5% \pm 1.9e-02	1.0 \pm 0	0.0%	189.7
COPT3	3.0e-01 \pm 1.2e-01	89.5% \pm 1.9e-02	1.0 \pm 0	0.0%	189.7

Optimal transmission switching

Method	Time (s)	Suboptimality	Nodes	Correct	Speedup (s)
CP GRB	96.2 \pm 9.2	7.4e-03% \pm 2.3e-04	368.3 \pm 108.9	96.4%	335.6
GRB	431.8 \pm 139.7	3.1e-06% \pm 1.6e-07	13254.9 \pm 6916.7	100.0%	0
GRB1	11.5 \pm 1.8	97.7% \pm 3.7e-02	1.0 \pm 0	0.0%	420.3
GRB3	26.2 \pm 14.2	48.6% \pm 1.3e-01	1.0 \pm 0	0.0%	405.6
CP COPT	117.8 \pm 25.8	1.5e-01% \pm 3.2e-03	12.0 \pm 8.9	78.6%	20.7
COPT	138.5 \pm 22.0	1.3e-03% \pm 2.4e-05	67.4 \pm 56.6	100.0%	0
COPT1	5.2e-01 \pm 3.0e-02	221.5% \pm 9.1e-03	1.0 \pm 0	0.0%	138.0
COPT3	5.8e-01 \pm 1.4e-02	221.5% \pm 9.1e-03	1.0 \pm 0	0.0%	137.9

Middle-mile consolidation network design

Method	Time (s)	Suboptimality	Nodes	Correct	Speedup (s)
CP GRB	83.9 \pm 124.9	1.8e-02% \pm 9.5e-04	26635.8 \pm 40107.9	96.0%	161.3
GRB	245.2 \pm 230.7	0.0% \pm 0	88856.8 \pm 86889.5	100.0%	0
GRB1	9.4e-04 \pm 1.4e-03	153.3% \pm 1.2e-01	0 \pm 0	0.0%	245.2
GRB3	1.0e-02 \pm 5.1e-03	77.3% \pm 1.9e-01	1.0 \pm 0	0.0%	245.2
CP COPT	148.6 \pm 154.8	7.6e-02% \pm 1.9e-03	7939.3 \pm 8294.9	80.0%	55.4
COPT	204.0 \pm 179.6	0.0% \pm 0	11426.8 \pm 11073.7	100.0%	0
COPT1	1.2e-02 \pm 1.2e-02	130.5% \pm 1.5e-01	1.0 \pm 0	0.0%	204.0
COPT3	1.4e-02 \pm 9.4e-03	130.5% \pm 1.5e-01	1.0 \pm 0	0.0%	204.0

Maximum independent set

Method	Time (s)	Suboptimality	Nodes	Correct	Speedup (s)
CP GRB	11.7 \pm 5.9	4.4e-03% \pm 2.5e-04	46.7 \pm 54.3	97.0%	209.2
GRB	221.0 \pm 209.4	0.0% \pm 0	3994.9 \pm 3799.9	100.0%	0
GRB1	7.9e-04 \pm 5.1e-04	39.8% \pm 1.9e-02	0 \pm 0	0.0%	221.0
GRB3	1.1e-01 \pm 2.4e-02	7.3% \pm 8.7e-03	1.0 \pm 0	0.0%	220.9
CP COPT	319.6 \pm 212.8	1.3e-02% \pm 4.2e-04	2323.3 \pm 1638.4	91.0%	123.8
COPT	443.4 \pm 208.4	0.0% \pm 0	3542.8 \pm 1752.2	100.0%	0
COPT1	1.2e-01 \pm 4.5e-02	100.0% \pm 0	1.0 \pm 0	0.0%	443.3
COPT3	1.3e-01 \pm 4.5e-02	100.0% \pm 0	1.0 \pm 0	0.0%	443.3

Minimum vertex cover

Method	Time (s)	Suboptimality	Nodes	Correct	Speedup (s)
CP GRB	14.3 \pm 28.8	3.2e-02% \pm 6.7e-04	12.2 \pm 93.6	88.0%	112.4
GRB	126.7 \pm 188.1	8.7e-05% \pm 8.6e-06	727.7 \pm 1092.4	100.0%	0
GRB1	1.1e-03 \pm 3.3e-04	34.9% \pm 1.9e-02	0 \pm 0	0.0%	126.7
GRB3	1.0e-01 \pm 2.5e-02	7.4% \pm 1.6e-02	1.0 \pm 0	0.0%	126.6
CP COPT	145.2 \pm 166.4	1.1e-02% \pm 6.7e-04	602.2 \pm 888.7	98.0%	44.7
COPT	190.0 \pm 209.7	0.0% \pm 0	869.9 \pm 1163.1	100.0%	0
COPT1	3.0e-01 \pm 1.1e-01	89.5% \pm 1.9e-02	1.0 \pm 0	0.0%	189.7
COPT3	3.0e-01 \pm 1.2e-01	89.5% \pm 1.9e-02	1.0 \pm 0	0.0%	189.7