

CRAFT: Calibrated Reasoning with Answer-Faithful Traces via Reinforcement Learning for Multi-Hop Question Answering

Yu Liu^{1,2*}, Wenxiao Zhang^{3*}, Cong Cao^{1†}, Fangfang Yuan¹, Weizhuo Chen¹,
Cheng Hu^{1,2}, Pin Xu^{1,2}, Yuling Yang^{1,2}, Kun Peng^{1,2}, Diandian Guo^{1,2}, Qiang Sun³,
Yanbing Liu^{1,2}, Jin B. Hong^{3†} and Zhiyuan Ma^{4†}

¹Institute of Information Engineering, Chinese Academy of Sciences

²School of Cyber Security, University of Chinese Academy of Sciences

³The University of Western Australia

⁴Huazhong University of Science and Technology
caocong@iie.ac.cn, jin.hong@uwa.edu.au, mzyth@hust.edu.cn

Abstract

Retrieval-augmented generation (RAG) is widely used to ground Large Language Models (LLMs) for multi-hop question answering. Recent work mainly focused on improving answer accuracy via fine-tuning and structured or reinforcement-based optimization. However, reliable reasoning in response generation faces three challenges: **1) Reasoning Collapse**. Reasoning in multi-hop QA is inherently complex due to multi-hop composition and is further destabilized by noisy retrieval. **2) Reasoning-answer inconsistency**. Due to the intrinsic uncertainty of LLM generation and exposure to evidence-distractor mixtures, models may produce correct answers that are not faithfully supported by their intermediate reasoning or evidence. **3) Loss of format control**. Traditional chain-of-thought generation often deviates from required structured output formats, leading to incomplete or malformed structured content. To address these challenges, we propose **CRAFT** (Calibrated Reasoning with Answer-Faithful Traces), a Group Relative Policy Optimization (GRPO) based reinforcement learning framework that trains models to perform faithful reasoning during response generation. CRAFT employs dual reward mechanisms to optimize multi-hop reasoning: deterministic rewards ensure structural correctness while judge-based rewards verify semantic faithfulness. This optimization framework supports controllable trace variants that enable systematic analysis of how structure and scale affect reasoning performance and faithfulness. Experiments on three multi-hop QA benchmarks show that CRAFT improves both answer accuracy and reasoning faithfulness across model scales, with the CRAFT_{7B} model achieving competitive performance with closed-source LLMs across multiple reasoning trace settings.

*Equal contribution.

†Corresponding authors.

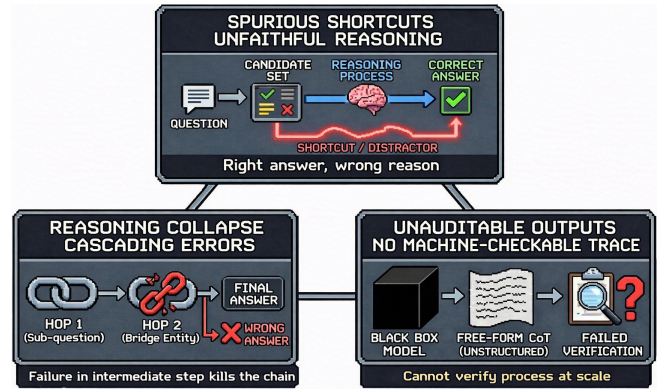


Figure 1: Challenges in Multi-hop QA Tasks.

1 Introduction

Retrieval-augmented generation (RAG) is widely used for multi-hop question answering (QA), where large language models (LLMs) generate answers grounded in retrieved candidate documents. A typical multi-hop QA task requires synthesizing information across multiple pieces of evidence that may be temporally, conceptually, or causally linked, while filtering out irrelevant or misleading distractors introduced by retrieval, calling for *explicit reasoning traces* that faithfully connect the supporting evidence to the final answer. As illustrated in Figure 1, reliable response generation in RAG systems faces three intertwined difficulties. **First**, multi-hop reasoning is inherently difficult, as it requires composing information across multiple dependent steps, and this difficulty is further amplified by noisy retrieval that introduces misleading or irrelevant documents. **Second**, generation by large language models is intrinsically uncertain, and under mixed evidence-distractor contexts, models may additionally exploit shortcut behaviors, producing answers that are weakly supported by the underlying reasoning or evidence. **Third**, models often fail to reliably follow required output formats during generation, leading to incomplete or malformed structured outputs and limiting controllability of the produced reasoning traces. These issues complicate the learning and assessment

of robust reasoning in RAG systems.

Researchers have explored various approaches to improve accuracy in LLM-based multi-hop QA tasks, which can be broadly categorized along three complementary dimensions. (1) *Explicit reasoning without guaranteed faithfulness*. Early approaches encourage step-by-step reasoning through supervised fine-tuning (SFT), chain-of-thought prompting, and decomposition-based formulations [Wei *et al.*, 2022; Khot *et al.*, 2023; Zhou *et al.*, 2023; Yao *et al.*, 2022]. While effective in improving answer accuracy, the resulting reasoning traces are not guaranteed to be grounded in the supporting evidence, especially under noisy retrieval, where models may bypass relevant documents and exploit spurious shortcuts. [Trivedi *et al.*, 2020; Press *et al.*, 2023; Lanham *et al.*, 2023; Turpin *et al.*, 2023]. (2) *Post-hoc grounding without structured reasoning*. Another line of work promotes evidence grounding by introducing citations, evidence constraints, or verification signals [Gao *et al.*, 2023; Wei *et al.*, 2025; Li *et al.*, 2025a; Tutek *et al.*, 2025; Arakelyan *et al.*, 2025; Sui *et al.*, 2025]. But these approaches often apply grounding after generation or only at the answer level, leaving intermediate reasoning traces free-form and unstructured. (3) *Optimization of LLMs with coarse-grained rewards*. More recent approaches explore reinforcement learning to optimize reasoning and answer generation in retrieval-augmented QA systems [Asai *et al.*, 2024; Li *et al.*, 2025b; Chen *et al.*, 2025]. These methods typically rely on coarse outcome-level rewards tied to final answer correctness, providing limited supervision over intermediate reasoning and faithfulness properties, and allowing correct answers to be produced without aligned or faithful reasoning.

To address these challenges, we propose **CRAFT** (Calibrated Reasoning with Answer-Faithful Traces), a reinforcement learning framework based on *Group Relative Policy Optimization (GRPO)* for the *response generation stage of RAG-based LLMs* in multi-hop QA under noisy retrieved candidates. CRAFT trains generators to produce *structured, machine-auditable* reasoning traces, enabling systematic verification of reasoning faithfulness to retrieved evidence and generated answers. Our study consists of **two** aspects: 1) **RL training with fine-grained reward supervision**. Given a question and a retrieved candidate set containing both evidence and distractors, CRAFT optimizes reasoning trace generation using group-based reinforcement learning. Training is guided by a decomposed reward function that combines (i) *deterministic rewards* enforcing machine-checkable constraints, such as output structure validity, citation-set correctness when applicable, and answer matching, with (ii) *judge rewards* from a high-capacity **LLM-as-a-judge** that assess semantic faithfulness, including consistency across reasoning stages (e.g., plan→reason→answer) and grounding to retrieved evidence. This design provides targeted supervision over unlabeled but critical semantic properties of multi-hop reasoning. 2) **Controllable trace space and scale study**. CRAFT_{version} defines a controllable space of *reasoning trace variants* by composing trace components (<plan>, <gold.docs>, <reason>, <answer>) along an auditability spectrum. This design enables systematic analysis of how trace structure influences performance and

faithfulness, as well as how model scale interacts with trace complexity and audit constraints. Our contributions are three-fold:

- **Dual reward mechanisms for faithful multi-hop reasoning optimization**. We propose CRAFT, a GRPO-based RL framework combining deterministic rewards for verifiable metrics and judge rewards for semantic faithfulness.
- **Systematic analysis of controllable reasoning traces**. We study how different combinations of trace components affect model performance, and characterize how model scale shapes the preferred trace structures and their performance boundaries in small LLMs.
- Experimental results demonstrate that CRAFT consistently improves answer accuracy and the faithfulness of generated reasoning traces across model scales. Notably, the CRAFT-trained 7B model achieves competitive performance with closed-source LLMs across different reasoning trace configurations on three multi-hop QA benchmarks.

2 Related Works

2.1 Faithful Reasoning in LLMs

Chain-of-thought (CoT) prompting [Wei *et al.*, 2022] improves reasoning in language models, but recent work questions whether these traces faithfully reflect the model’s actual decision process. [Lanham *et al.*, 2023] found that CoT faithfulness decreases with model scale, while [Turpin *et al.*, 2023] showed that CoT can be influenced by spurious input features; in safety-critical LLM-integrated systems, such unconstrained outputs undermine response reliability [Zhang *et al.*, 2025]. Recent evaluation methods include [Tutek *et al.*, 2025]’s faithfulness measurement via unlearning reasoning steps, [Arakelyan *et al.*, 2025]’s FLARE framework using logic programming for verifiable reasoning, and [Sui *et al.*, 2025]’s approach anchoring responses to structured knowledge graph paths. However, these methods largely rely on post hoc analysis rather than enforcing machine-checkable structure during training.

2.2 Retrieval-Augmented Generation

Retrieval-augmented generation (RAG) [Lewis *et al.*, 2020] grounds language models in retrieved documents. For multi-hop reasoning, [Trivedi *et al.*, 2023] proposed IRCot with interleaved retrieval, while recent work includes HopRAG [Liu *et al.*, 2025a] using passage graphs, DualRAG [Cheng *et al.*, 2025] combining reasoning-augmented querying with knowledge aggregation, and OPERA [Liu *et al.*, 2025b] coordinating planning and retrieval via RL. On generation, [Gao *et al.*, 2023] trained models for citations, while InstructRAG [Wei *et al.*, 2025] and RAG-DDR [Li *et al.*, 2025a] optimize generation with reward signals. Despite these advances, most approaches prioritize retrieval quality or answer-level grounding rather than producing structured reasoning traces.

2.3 Reinforcement Learning for LLMs

Reinforcement learning from human feedback (RLHF) [Ouyang *et al.*, 2022] aligns language models via policy optimization like PPO [Schulman *et al.*, 2017],

DPO [Rafailov *et al.*, 2023], and RRHF [Yuan *et al.*, 2023]. GRPO [Shao *et al.*, 2024] removes the need for a critic by normalizing rewards within sampled groups, enabling efficient training for reasoning models like DeepSeek-R1 [Guo *et al.*, 2025]. For RAG, [Chen *et al.*, 2025] applied multi-agent RL, while R3-RAG [Li *et al.*, 2025b] jointly optimizes reasoning and retrieval with outcome and process rewards. However, most methods use scalar rewards, making it hard to provide targeted supervision over structured reasoning.

2.4 Multi-hop Question Answering

Multi-hop QA benchmarks include HotpotQA [Yang *et al.*, 2018], 2WikiMultiHopQA [Ho *et al.*, 2020], and MuSiQue [Trivedi *et al.*, 2022]. [Press *et al.*, 2023] identified a compositionality gap in models, while [Trivedi *et al.*, 2020] showed they exploit shortcuts rather than genuine reasoning. Methods like Decomposed Prompting [Khot *et al.*, 2023], Least-to-Most [Zhou *et al.*, 2023], and ReAct [Yao *et al.*, 2022] improve performance. Recent work has focused on understanding reasoning capabilities: [Yao *et al.*, 2025] found that models can learn implicit multi-hop reasoning but require exponentially more training data as reasoning depth increases, while [Yu *et al.*, 2025] proposed back attention to enhance latent multi-hop reasoning. For evaluation, [Lee *et al.*, 2025] introduced GRADE, which generates difficulty-controlled QA pairs based on reasoning depth and retrieval difficulty. Despite these advances, most approaches lack machine-checkable grounding to verify that reasoning steps are supported by evidence.

3 Method

3.1 Problem Formulation

We study the **response generation stage of RAG-based LLMs** for multi-hop QA tasks, where each instance consists of a question q and a retrieved candidate document set $D = \{d_1, \dots, d_K\}$ that *mixes supporting evidence with distractors*. Answering q typically requires reasoning over multiple supporting documents indexed by $\mathcal{S}^* \subseteq \{1, \dots, K\}$, while distractors introduce spurious shortcuts. Our goal is to train models that generate not only correct answers a but also auditable reasoning traces—structured outputs in XML-style format (`<plan>`, `<gold.docs>`, `<reason>`, `<answer>`) that expose the derivation process. Formally, given (q, D) and a gold answer a^* , the model outputs a trace y containing components π (plan), \mathcal{E} (citation set), ρ (reasoning), and a (answer), satisfying: (i) format parsability $\mathcal{F}(y) = 1$, (ii) answer correctness $a = a^*$, and (iii) trace faithfulness $\mathcal{C}(\pi, \mathcal{E}, \rho, a) = 1$, where \mathcal{C} enforces internal consistency and evidence grounding. This formulation transforms the learning problem from maximizing a sparse answer reward $R(a, a^*)$ to optimizing a composite objective over the structure, process, and outcome of reasoning.

3.2 Overview

As illustrated in Figure 2, CRAFT consists of three tightly integrated components: (1) a **CRAFT Interface** that defines structured output templates (top), (2) a **Decomposed Reward Auditor** that provides multi-signal supervision (center), and

Algorithm 1 CRAFT Faithfulness Judge (CRAFT_{v1})

Require: Query q , Retrieved documents $D = \{d_1, \dots, d_K\}$

Require: Model trace \mathcal{T} with four XML fields:

- 1: `<plan>`: Decomposed sub-questions
- 2: `<gold.docs>`: Declared evidence indices, e.g., [2, 5]
- 3: `<reason>`: Step-by-step reasoning with doc citations
- 4: `<answer>`: Final answer to q

Ensure: Binary consistency scores for each audit dimension

Faithfulness Judge Principles(A, B, C, D)

- 5: **—— A: Plan → Reason ——**
 - 6: Check: Does `reason` follow the sub-questions in `plan`?
 - 7: $c_\pi \leftarrow 1$ [reasoning addresses plan’s intent in order]
 - 8: **—— B: Gold.docs → Reason ——**
 - 9: $\mathcal{E} \leftarrow$ doc indices declared in `gold.docs`
 - 10: $\mathcal{R} \leftarrow$ doc indices actually cited in `reason`
 - 11: Check: Are all citations within the declared boundary?
 - 12: $c_\mathcal{E} \leftarrow 1$ [$\mathcal{R} \subseteq \mathcal{E} \wedge \mathcal{R} \neq \emptyset$]
 - 13: **—— C: Reason → Answer ——**
 - 14: Check: Is `answer` a logical conclusion of `reason`?
 - 15: $c_a \leftarrow 1$ [answer supported by reasoning chain]
 - 16: **—— D: Evidence → Reason (Grounding) ——**
 - 17: Check: Are claims in `reason` supported by cited docs?
 - 18: **for** each claim k_i citing document $d_j \in \mathcal{E}$ **do**
 - 19: **if** $D[d_j]$ does not support k_i **then**
 - 20: $c_g \leftarrow 0$ {Hallucination detected}
 - 21: **end if**
 - 22: **end for**
 - 23: $c_g \leftarrow 1$ [all claims grounded in D]
 - 24: **return** $R_{\text{faith}} = \frac{1}{|\mathcal{C}|} \sum_{c \in \mathcal{C}} c$, where $\mathcal{C} = \{c_\pi, c_\mathcal{E}, c_a, c_g\}$
-

(3) a **Faithfulness Audit Principle** that enables machine-checkable reasoning verification (right).

CRAFT Interface. We define a family of XML-based output templates spanning an auditability spectrum. As detailed in Algorithm 1 (upper part), the full template (**CRAFT_{v1}**) decomposes model output into four fields forming an auditable chain: `<plan>` declares the reasoning blueprint (sub-question decomposition); `<gold.docs>` commits to an evidence boundary *before* reasoning begins; `<reason>` must cite *only within* this boundary while addressing the plan; `<answer>` must be logically entailed by the reasoning. Intermediate variants (**CRAFT_{v2}**–**CRAFT_{v4}**) selectively ablate `<plan>` or `<gold.docs>`, while **CRAFT_{v5}** (Answer-Only) serves as a minimal baseline. This design enforces a **chain of faithfulness**: $\pi \rightarrow \mathcal{E} \rightarrow \rho \rightarrow a$ —any hallucination breaks at least one link and is detectable.

3.3 CRAFT Training

We align models using GRPO with dual reward mechanisms to maximize a composite objective that calibrates structure, process, and outcome.

Principle We optimize the policy π_θ to generate traces that are not only correct but structurally valid and reason-faithful, effectively supervising the “chain of faithfulness”. For each input $x = (q, D, v)$, GRPO samples a group of G traces

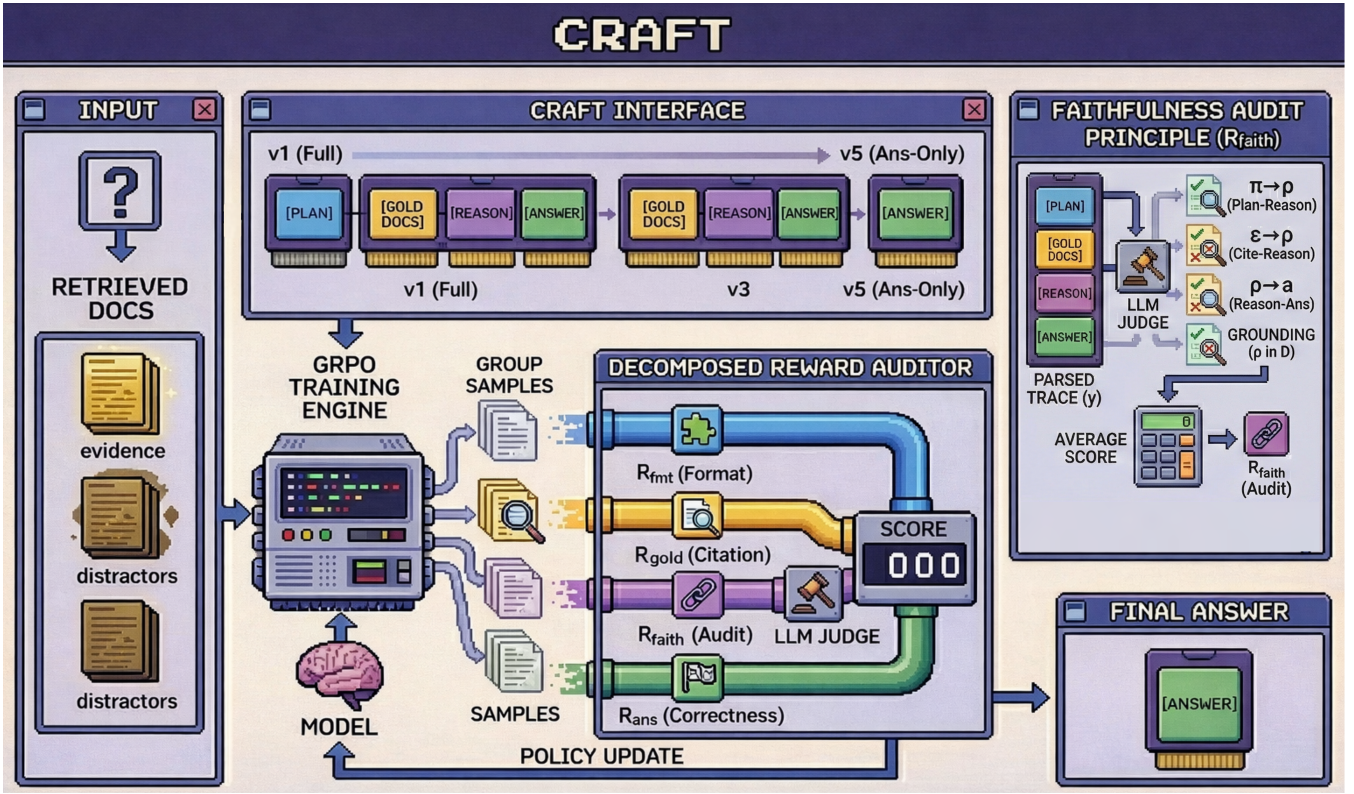


Figure 2: **Overview of CRAFT.** The framework comprises three components: CRAFT Interface (top) defines structured trace templates (CRAFT_{v1}–CRAFT_{v5}); Decomposed Reward Auditor (center) provides four reward signals (R_{fmt} , R_{gold} , R_{faith} , R_{ans}); Faithfulness Audit Principle (right) enables machine-checkable reasoning verification.

$\{y_i\}_{i=1}^G \sim \pi_\theta(\cdot \mid x)$ and normalizes rewards within the group:

$$\hat{R}_i = \frac{R(y_i) - \mu}{\sigma + \epsilon}, \quad \mu = \frac{1}{G} \sum_{j=1}^G R(y_j), \quad (1)$$

where σ is the standard deviation of $\{R(y_j)\}_{j=1}^G$ and ϵ is a small constant for numerical stability; then performs a critic-free policy update by maximizing $\sum_i \hat{R}_i \log \pi_\theta(y_i \mid x)$. The key design choice is the total reward $\bar{R}(y)$, which we decompose into four components:

$$R(y) = \frac{\sum_{c \in \mathcal{C}_v} w_c R_c(y)}{\sum_{c \in \mathcal{C}_v} w_c}, \quad (2)$$

$$\mathcal{C}_v \subseteq \{\text{fmt}, \text{gold}, \text{faith}, \text{ans}\}.$$

where weights $w_{(\cdot)}$ control the trade-off between strictness and accuracy.

(1) Deterministic Rewards

Rewards of this type can be computed directly from the trace structure and gold labels without requiring an LLM judge.

Format Compliance (R_{fmt}). We enforce strict adherence to the XML schema to ensure parsability.

$$R_{\text{fmt}}(y) = \mathbb{I}[y \in \mathcal{V}_v], \quad (3)$$

where \mathcal{V}_v is the set of strings containing all required tags for variant v in correct order. We set all other reward terms to 0 when $R_{\text{fmt}}(y) = 0$.

Citation Reward (R_{gold}). We encourage document-level citations that cover the supporting documents while avoiding distractors. When `<gold_docs>` is present, we parse the predicted citation set \mathcal{E} and compute an index-level F1 against the gold supports \mathcal{S}^* :

$$R_{\text{gold}}(y) = \text{F1}(\mathcal{E}, \mathcal{S}^*). \quad (4)$$

Answer Correctness (R_{ans}). We target final task accuracy with soft-match supervision.

$$R_{\text{ans}}(y, a^*) = \text{SoftF1}(\text{EXTRACTANSWER}(y), a^*), \quad (5)$$

where $\text{EXTRACTANSWER}(y)$ parses the `<answer>` content from the trace and $\text{SoftF1}(\cdot, \cdot)$ is the standard token-level F1 score after normalization. This term ensures that process constraints do not degrade final performance, providing a continuous gradient toward the gold answer.

(2) Judge Rewards

Rewards of this type rely on an LLM judge to assess semantic consistency and evidence grounding, supervising the reasoning *process* rather than only the outcome.

Faithfulness Audit (R_{faith}). We penalize hallucinated reasoning by verifying internal consistency and citation grounding (Algorithm 1 for the detailed procedure). Let $\text{PARSE}(y) \mapsto (\pi, \mathcal{E}, \rho, a)$ denote extracting the trace fields from y . We employ a high-capacity LLM judge to compute:

$$R_{\text{faith}}(y) = \text{Audit}(\pi, \mathcal{E}, \rho, a; D, v), \quad (6)$$

Method	Type	MuSiQue			HotpotQA			2WikiMHQA		
		EM	F1	Faithfulness	EM	F1	Faithfulness	EM	F1	Faithfulness
Open-source										
Qwen2.5-0.5B [Team, 2024]	Pre-Trained	0.00	0.00	0.25	1.55	5.74	1.70	6.00	9.93	1.55
Qwen2.5-1.5B [Team, 2024]	Pre-Trained	0.80	3.73	5.40	9.80	17.41	14.70	10.40	16.08	9.10
Qwen2.5-3B [Team, 2024]	Pre-Trained	12.40	19.50	24.35	33.00	44.29	57.05	30.55	38.80	45.25
Qwen2.5-7B [Team, 2024]	Pre-Trained	36.85	47.79	58.25	56.95	71.55	83.65	57.70	66.72	76.85
Qwen3-4B [Team, 2025]	Pre-Trained	23.75	32.32	52.35	51.30	65.64	87.50	53.85	64.16	86.60
Qwen3-30B [Team, 2025]	Pre-Trained	40.00	49.03	68.35	59.50	74.25	92.75	56.30	66.24	90.35
API										
GPT-5-mini [OpenAI, 2025]	API	53.45	68.39	83.65	61.30	80.09	96.35	70.55	81.01	95.95
Deepseek-V3.2 [DeepSeek-AI, 2025]	API	53.00	67.67	77.24	62.85	79.52	94.55	68.70	77.67	96.50
Gemini-2.5-Flash [Google DeepMind, 2025]	API	52.25	63.55	77.20	63.10	78.84	93.25	70.15	79.18	94.30
SFT										
Qwen2.5-0.5B [Team, 2024]	Trained	0.00	0.00	0.11	0.81	2.87	0.77	2.85	4.72	0.68
Qwen2.5-1.5B [Team, 2024]	Trained	7.95	14.64	10.90	34.55	45.96	33.05	34.80	41.97	34.65
Qwen2.5-3B [Team, 2024]	Trained	19.45	26.71	27.90	49.00	63.24	67.60	49.50	58.12	66.45
Qwen2.5-7B [Team, 2024]	Trained	32.35	43.38	50.85	57.75	72.04	83.50	62.65	71.32	78.95
Ours (RL)										
CRAFT _{0.5B}	Trained	7.25	13.13	0.80	24.80	34.61	5.40	22.85	28.46	1.85
CRAFT _{1.5B}	Trained	19.35	27.99	28.75	45.70	60.01	57.25	44.70	52.05	47.85
CRAFT _{3B}	Trained	30.96	39.69	45.85	54.53	69.06	79.50	56.50	64.75	76.10
CRAFT _{7B}	Trained	54.35	65.03	80.35	66.61	82.09	95.00	78.72	84.57	94.80

Table 1: Main results (CRAFT_{v1}) on in-distribution multi-hop QA benchmarks. EM/F1 and Faithfulness (judge overall consistency) are reported in percentage. Wavy underline indicates the best performance among API models, while straight underline indicates the best performance among all other models.

by averaging multiple machine-checkable criteria:

$$\text{Audit}(\cdot) = \frac{1}{m_v} \sum_{k=1}^{m_v} r_k(y), \quad r_k \in \mathcal{R}_v, \quad (7)$$

where $\mathcal{R}_v = \{r_{\pi \rightarrow \rho}, r_{\mathcal{E} \rightarrow \rho}, r_{\rho \rightarrow a}, r_{\text{ground}}\}$ and m_v depends on the trace variant (e.g., plan/citation checks apply only when the corresponding fields exist). Concretely, the judge checks: (i) **plan**→**reason** ($r_{\pi \rightarrow \rho}$), (ii) **citation-set**→**reason** ($r_{\mathcal{E} \rightarrow \rho}$), (iii) **reason**→**answer** ($r_{\rho \rightarrow a}$), and (iv) **grounding** (r_{ground}), i.e., key claims in ρ are supported by the cited document text in D .

Why no direct supervision for Plan/Reason text? Unlike evidence selection (discrete indices) or final answers (short spans), the intermediate `<plan>` and `<reason>` are open-ended natural language generations with high semantic variance. Direct supervision (e.g., via SFT on teacher traces) often leads to brittle imitation or format collapse on out-of-distribution data. Instead of enforcing a rigid “gold plan,” our rewards focus on **functional correctness** via consistency checks (R_{faith}): a plan is valid if it is followed; a reason is valid if it is grounded. This allows the model to discover its own optimal reasoning paths within the auditable structure.

4 Experiment

4.1 Experimental Setup

Datasets. We evaluate CRAFT on three multi-hop QA benchmarks: HotpotQA [Yang *et al.*, 2018], 2WikiMultiHopQA [Ho *et al.*, 2020], and MuSiQue [Trivedi *et al.*, 2022]. These datasets represent diverse multi-hop reasoning types including bridge reasoning, comparison, and compositional questions [Press *et al.*, 2023; Trivedi *et al.*, 2020]. For training, we construct a mixed dataset by sampling from all three

benchmarks, comprising 20,000 entries in total. For evaluation, we test on 2,000 samples from each benchmark.

Baselines. We compare against two model categories: (1) **Open-source pre-trained models:** Qwen2.5 series (0.5B, 1.5B, 3B, 7B) [Team, 2024] and Qwen3 series (4B, 30B) [Team, 2025] evaluated via in-context prompting; (2) **Closed-source API models:** GPT [OpenAI, 2025], DeepSeek [DeepSeek-AI, 2025], and Gemini [Google DeepMind, 2025]. For our method, we train models at four scales (0.5B, 1.5B, 3B, 7B) using both SFT and GRPO [Shao *et al.*, 2024].

Metrics. We report three evaluation metrics: (1) **Exact Match (EM)** measures whether the predicted answer exactly matches the gold answer after normalization; (2) **F1 score** computes the token-level overlap between prediction and gold answer; (3) **Faithfulness** evaluates reasoning quality using an LLM judge that audits internal consistency and evidence grounding (as detailed in Algorithm 1), providing a complementary measure beyond answer correctness.

Implementation Details. All experiments are conducted on 4 NVIDIA H100 GPUs. We use the Qwen2.5 series as base models and train with GRPO using decomposed rewards. Training hyperparameters and configurations are detailed in Appendix B.

4.2 Main Results

Table 1 presents results evaluating CRAFT against open-source pre-trained models, closed-source API models, and SFT baselines across three multi-hop QA benchmarks. Additional experiments in Appendix C.

CRAFT improves accuracy across models at all scales. For the 7B model, CRAFT achieves gains of +17.5%/+9.7%/+21.0% EM on MuSiQue/HotpotQA/2WikiMHQA compared to base

Model	Version	MuSiQue			HotpotQA			2WikiMHQA		
		EM	F1	Faithfulness	EM	F1	Faithfulness	EM	F1	Faithfulness
Qwen2.5-7B _{Base}										
	CRAFT _{v1}	36.85	47.79	58.25	56.95	71.55	83.65	57.70	66.72	76.85
	CRAFT _{v2}	34.35	44.62	65.45	54.80	69.75	88.05	56.05	65.68	77.20
	CRAFT _{v3}	38.95	49.51	68.70	57.75	72.10	90.65	60.65	69.82	84.25
	CRAFT _{v4}	38.35	49.29	76.60	59.30	74.40	93.75	60.80	70.20	86.15
	CRAFT _{v5}	31.55	41.97	-	53.40	67.92	-	50.60	59.29	-
Qwen2.5-7B _{SFT}										
	CRAFT _{v1}	32.35(-4.5)	43.38(-4.4)	50.85(-7.4)	57.75(+0.8)	72.04(+0.5)	83.50(-0.2)	62.65(+4.95)	71.32(+4.6)	78.95(+2.1)
	CRAFT _{v2}	29.85(-4.5)	41.17(-3.5)	56.10(-9.4)	55.70(+0.9)	70.25(+0.5)	86.70(-1.4)	59.25(+3.2)	67.73(+2.1)	78.30(+1.1)
	CRAFT _{v3}	35.60(-3.4)	47.66(-1.9)	61.35(-7.4)	59.25(+1.5)	73.68(+1.6)	88.25(-2.4)	65.40(+4.75)	74.33(+4.5)	85.80(+1.6)
	CRAFT _{v4}	31.80(-6.6)	42.71(-6.6)	66.60(-10.0)	57.90(-1.4)	72.43(-2.0)	89.35(-4.4)	63.15(+2.4)	72.00(+1.8)	82.25(-3.9)
	CRAFT _{v5}	27.00(-4.6)	37.82(-4.2)	-	53.30(-0.1)	68.12(+0.2)	-	56.15(+5.6)	63.79(+4.5)	-
CRAFT _{7B} w/o judge reward										
	CRAFT _{v1}	51.37(+14.5)	62.09(+14.3)	71.20(+13.0)	63.62(+6.7)	79.40(+7.9)	91.80(+8.1)	75.91(+18.2)	81.96(+15.2)	89.25(+12.4)
	CRAFT _{v2}	55.93(+21.6)	66.00(+21.4)	69.45(+4.0)	64.70(+9.9)	80.01(+10.3)	93.20(+5.2)	77.45(+21.4)	83.47(+17.8)	84.80(+7.6)
	CRAFT _{v3}	52.75(+13.8)	62.71(+13.2)	72.15(+3.5)	64.18(+6.4)	79.21(+7.1)	93.80(+3.1)	74.98(+14.3)	81.48(+11.7)	88.00(+3.8)
	CRAFT _{v4}	55.82(+17.5)	65.24(+15.9)	76.85(+0.2)	65.15(+5.9)	80.97(+6.6)	95.20(+1.5)	78.09(+17.3)	83.76(+13.6)	88.80(+2.6)
	CRAFT _{v5}	56.25(+24.7)	65.38(+23.4)	-	63.25(+9.9)	78.00(+10.1)	-	67.15(+16.6)	73.77(+14.5)	-
CRAFT _{7B} (full)										
	CRAFT _{v1}	54.35(+17.5)	65.03(+17.2)	80.35(+22.1)	66.61(+9.7)	82.09(+10.5)	95.00(+11.4)	78.72(+21.0)	84.57(+17.9)	94.80(+18.0)
	CRAFT _{v2}	58.35(+24.0)	68.29(+23.7)	78.35(+12.9)	67.28(+12.5)	82.10(+12.4)	95.20(+7.2)	79.70(+23.7)	85.56(+19.9)	89.90(+12.7)
	CRAFT _{v3}	54.65(+15.7)	64.59(+15.1)	81.40(+12.7)	66.09(+8.3)	81.04(+8.9)	95.70(+5.1)	76.88(+16.2)	83.34(+13.5)	93.20(+9.0)
	CRAFT _{v4}	56.91(+18.6)	66.47(+17.2)	86.70(+10.1)	66.51(+7.2)	81.91(+7.5)	96.00(+2.3)	79.39(+18.6)	85.14(+14.9)	94.10(+8.0)
	CRAFT _{v5}	56.25(+24.7)	65.38(+23.4)	-	63.25(+9.9)	78.00(+10.1)	-	67.15(+16.6)	73.77(+14.5)	-

Table 2: 7B comparison results across prompt versions (CRAFT_{v1}–CRAFT_{v5}) for base, SFT, and GRPO models. EM/F1 and Faithfulness (judge overall consistency) are reported in percentage. Small colored numbers in parentheses indicate the change relative to the Base model of the corresponding version (blue for improvement, red for decline).

Qwen2.5-7B, corresponding to relative improvements of 47%/17%/36%. The transformation is more dramatic at smaller scales: CRAFT_{0.5B} achieves 24.80% EM on HotpotQA compared to 1.55% for the base model—a 16× improvement, showing how CRAFT’s decomposed rewards unlock latent reasoning capacity in small models.

CRAFT improves faithfulness across models at all scales. For the 7B model, CRAFT achieves +22.0%/+8.9%/+16.1% EM improvements over SFT on MuSiQue/HotpotQA/2WikiMHQA. While SFT often degrades Faithfulness compared to base models (50.85% vs. 58.25% for 7B on MuSiQue, a drop of -7.4%), CRAFT improves accuracy *and* faithfulness simultaneously, achieving +29.5%/+11.5%/+15.9% in Faithfulness over SFT. This divergence illustrates that SFT learns to imitate surface patterns, whereas CRAFT’s judge-based faithfulness reward encourages internally consistent, evidence-grounded traces.

CRAFT_{7B} matches or exceeds closed-source API models. 54.35% EM on MuSiQue (vs. GPT-5-mini 53.45%), 66.61%/82.09% EM/F1 on HotpotQA (vs. 61.30%/80.09%), and 78.72% EM on 2WikiMHQA (vs. 70.55%, +8.2%). This demonstrates that GRPO can train a 7B open-source model to match or exceed proprietary systems.

4.3 Ablation Study

We conduct **two** ablation studies: **(1)** trace template ablation with aligned *deterministic rewards*, and **(2)** *judge reward* ablation. In CRAFT, the trace template determines deterministic reward availability (R_{fmt} , R_{gold} , R_{ans}), so variants ablate both trace components and their corresponding rewards. Starting from the full template CRAFT_{v1} (`<plan>+<gold_docs>+<reason>+<answer>`), we

progressively remove components: CRAFT_{v2} removes `<plan>`, CRAFT_{v3} removes `<gold_docs>`, CRAFT_{v4} retains `<reason>+<answer>`, and CRAFT_{v5} retains only `<answer>`, disabling all deterministic rewards and judge reward. We further ablate the judge reward by training with and without R_{faith} . Table 2 reports results for Qwen2.5-7B across Base, SFT, CRAFT without judge reward, and full CRAFT.

Removing structure degrades performance. For base models, answer-only CRAFT_{v5} achieves the lowest EM (31.55%/53.40%/50.60% on MuSiQue/HotpotQA/2WikiMHQA), underperforming CRAFT_{v4} (38.35%/59.30%/60.80%) by 5.9%–10.2%. While GRPO improves CRAFT_{v5} substantially to 56.25%/63.25%/67.15%, structured variants still achieve higher performance (e.g., CRAFT_{v2}: 58.35%/67.28%/79.70%). Notably, CRAFT_{v5} cannot be evaluated for Faithfulness as it lacks reasoning traces.

Trace components reveal accuracy-faithfulness trade-offs. For base models, simpler CRAFT_{v4} yields higher Faithfulness (76.60%/93.75%/86.15%) than full CRAFT_{v1} (58.25%/83.65%/76.85%), as additional fields introduce inconsistency opportunities without explicit training. After GRPO training, this gap narrows substantially (CRAFT_{v1}: 80.35%/95.00%/94.80% vs. CRAFT_{v4}: 86.70%/96.00%/94.10%), while CRAFT_{v1}/CRAFT_{v2} improve auditability via explicit planning and citation.

CRAFT outperforms SFT across all configurations. CRAFT achieves gains across all variants: +7.2% to +24.7% EM and +2.3% to +22.1% Faithfulness over base models. In contrast, SFT shows frequent degradation (up to -6.6% EM on CRAFT_{v4}) and systematic Faithfulness drops (-7.4%

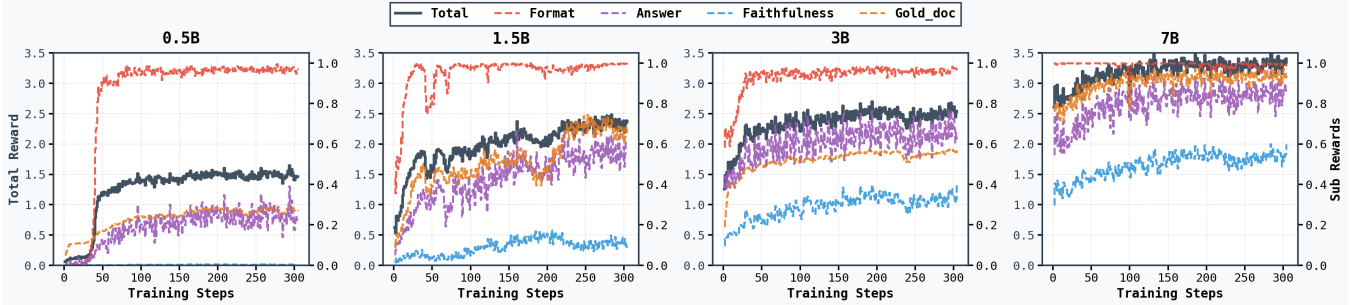


Figure 3: Training dynamics of GRPO models across different scales (0.5B, 1.5B, 3B, 7B) using CRAFT_{v1} template. The left y-axis shows Total Reward, while the right y-axis displays sub-rewards: R_{fmt} , R_{gold} , R_{faith} , and R_{ans} . All models demonstrate smooth convergence with larger models achieving higher total rewards, validating the effectiveness of our multi-reward GRPO framework.

Question: Which member of the research project conducted by the Creation Research Society and the Institute for Creation Research between 1997 and 2005 was Kevin R. Henke most critical of?
Gold Answer: Russell Humphreys
<plan>
Subquestion1: Which research project was conducted by the Creation Research Society and the Institute for Creation Research between 1997 and 2005?
Subquestion2: Who was Kevin R. Henke most critical of in [ANSWER_0]?
<gold_docs>
[2, 7]
<reason>
Subquestion1: From document [2], it is clear that the RATE project was conducted by the Creation Research Society and the Institute for Creation Research between 1997 and 2005.
Subquestion2: Document [7] states that Kevin R. Henke has been critical of the RATE project's results, specifically mentioning that he has argued that Russell Humphreys, a young-earth creationist involved in the project, has made errors in his research.
<answer>
Russell Humphreys ✓

Table 3: Real example of CRAFT’s structured reasoning trace (CRAFT_{v1}) from HotpotQA benchmark, demonstrating multi-hop QA with four components: (1) **plan**: decomposes the question into ordered sub-questions; (2) **gold_docs**: cites relevant document IDs; (3) **reason**: provides step-by-step reasoning grounded in cited documents; (4) **answer**: final answer extraction.

to -10.0% on MuSiQue). For CRAFT_{v1}, GRPO improves MuSiQue EM by +17.5% (36.85%→54.35%) while SFT decreases it by -4.5% (36.85%→32.35%).

Judge reward is essential for faithfulness. Without judge reward, Faithfulness drops -8.9% to -9.9% on MuSiQue across CRAFT_{v1}–CRAFT_{v4}, while EM scores remain comparable. This validates our dual reward design: deterministic rewards ensure structural correctness and answer accuracy, while judge rewards are essential for semantic faithfulness.

4.4 Training and Traces Analysis

Training Dynamics

Training performance scales with model size. Figure 3 shows total reward rising monotonically with scale: 0.5B 0.06 → 1.47 ($\Delta = 1.41$), 1.5B 0.62 → 2.37 ($\Delta = 1.74$), 3B 1.26 → 2.54 ($\Delta = 1.28$), and 7B 2.61 → 3.41 ($\Delta = 0.79$). Across all scales, reward curves converge smoothly without oscillation, indicating stable GRPO optimization under our multi-reward design. Notably, the largest relative gain appears at 1.5B, while marginal improvements diminish at

7B, suggesting saturation once most reward components approach their upper bounds.

Sub-rewards reveal fast format learning and a faithfulness threshold. Format Reward (R_{fmt}) converges within 50 training steps across all scales (0.5B: 0.004 → 0.973; 7B remains near 1.0 throughout), confirming that structural constraints are quickly internalized once the output template is learned. Answer Reward (R_{ans}) scales with model capacity, reaching final scores of 0.22/0.62/0.63/0.89 for 0.5B/1.5B/3B/7B, while Gold_doc Reward (R_{gold}) improves steadily (0.05→0.27; 0.12→0.66; 0.19→0.55; 0.76→0.92), reflecting stronger evidence grounding in larger models.

Faithfulness exhibits a clear capacity threshold. Faithfulness Reward (R_{faith}) remains near zero for 0.5B (0.0001 → 0.0038) and reaches only modest levels at 1.5B (~0.10), whereas 3B and 7B show sharp improvements (0.10 → 0.40, 0.30 → 0.60). This transition indicates that structured consistency auditing is substantially more demanding than surface format compliance or answer correctness, and only emerges once the model has sufficient capacity to internalize and satisfy judge-based semantic constraints.

Output Traces Case Study

We analyze the quality of generated reasoning traces to understand how CRAFT structures multi-hop reasoning. Table 3 presents a representative example using the CRAFT_{v1}, demonstrating CRAFT’s systematic approach with explicit planning, gold document citation, step-by-step reasoning, and final answer extraction. Additional case study in Appendix A. About traces format analysis in Appendix C.3.

5 Conclusion

We present CRAFT, a GRPO-based reinforcement learning framework that trains RAG-based LLMs to generate structured, machine-auditable reasoning traces for multi-hop QA. CRAFT employs a dual reward design that combines deterministic rewards for structural correctness with judge-based rewards for semantic faithfulness. Experiments on three benchmarks show that CRAFT consistently improves both accuracy and faithfulness over base models and SFT, with CRAFT_{7B} matching or exceeding closed-source API models. Ablation results highlight the importance of structured traces

and judge rewards for learning faithful reasoning, while training dynamics analysis indicates that faithfulness learning requires sufficient model capacity.

References

- [Adlakha *et al.*, 2024] Vaibhav Adlakha, Parishad Behnam Ghader, Xing Han Lu, Nicholas Meade, and Siva Reddy. Evaluating Correctness and Faithfulness of Instruction-Following Models for Question Answering. *Transactions of the Association for Computational Linguistics*, 12:681–699, 2024.
- [Arakelyan *et al.*, 2025] Erik Arakelyan, Pasquale Minervini, Patrick Lewis, Pat Verga, and Isabelle Augenstein. FLARE: Faithful Logic-Aided Reasoning And Exploration. In *Proceedings of the 2025 Conference on Empirical Methods in Natural Language Processing*, pages 23396–23414, 2025.
- [Artstein, 2017] Ron Artstein. Inter-annotator Agreement. In *Handbook of Linguistic Annotation*, pages 297–313. Springer, 2017.
- [Asai *et al.*, 2024] Akari Asai, Zeqiu Wu, Yizhong Wang, Avirup Sil, and Hannaneh Hajishirzi. Self-RAG: Learning To Retrieve, Generate, And Critique Through Self-Reflection. In *The Twelfth International Conference on Learning Representations*, 2024.
- [Bavaresco *et al.*, 2024] Anna Bavaresco, Raffaella Bernardi, Leonardo Bertolazzi, Desmond Elliott, Raquel Fernández, Albert Gatt, Esam Ghaleb, Mario Giulianelli, Michael Hanna, Alexander Koller, André F. T. Martins, Philipp Mondorf, Vera Neplenbroek, Sandro Pezzelle, Barbara Plank, David Schlangen, Alessandro Suglia, Aditya K. Surikuchi, Ece Takmaz, and Alberto Testoni. LLMs instead of Human Judges? A Large Scale Empirical Study across 20 NLP Evaluation Tasks. *arXiv preprint arXiv:2406.18403*, 2024.
- [Chen *et al.*, 2025] Yiqun Chen, Lingyong Yan, Weiwei Sun, Xinyu Ma, Yi Zhang, Shuaiqiang Wang, Dawei Yin, Yiming Yang, and Jiaxin Mao. Improving Retrieval-Augmented Generation Through Multi-Agent Reinforcement Learning. In *Advances in Neural Information Processing Systems*, volume 39, 2025. NeurIPS 2025.
- [Cheng *et al.*, 2025] Rong Cheng, Jinyi Liu, Yan Zheng, Fei Ni, Jiazhen Du, Hangyu Mao, Fuzheng Zhang, Bo Wang, and Jianye Hao. DualRAG: A Dual-Process Approach To Integrate Reasoning And Retrieval For Multi-Hop Question Answering. *arXiv preprint arXiv:2504.18243*, 2025.
- [DeepSeek-AI, 2025] DeepSeek-AI. DeepSeek-V3.2: Pushing the Frontier of Open Large Language Models, 2025.
- [Gao *et al.*, 2023] Tianyu Gao, Howard Yen, Jiatong Yu, and Danqi Chen. Enabling Large Language Models To Generate Text with Citations. In *Proceedings of the 2023 Conference on Empirical Methods in Natural Language Processing*, pages 6465–6488, 2023.
- [Google DeepMind, 2025] Google DeepMind. Gemini 2.5 Flash, June 2025.
- [Guo *et al.*, 2025] Daya Guo, Dejian Yang, Haowei Zhang, Junxiao Song, Ruoyu Zhang, Runxin Xu, Qihao Zhu, Shitong Ma, Peiyi Wang, Xiao Bi, et al. DeepSeek-R1: Incentivizing Reasoning Capability In LLMs Via Reinforcement Learning. *arXiv preprint arXiv:2501.12948*, 2025.
- [Ho *et al.*, 2020] Xanh Ho, Anh-Khoa Duong Nguyen, Saku Sugawara, and Akiko Aizawa. Constructing A Multi-Hop QA Dataset For Comprehensive Evaluation Of Reasoning Steps. In *Proceedings of the 28th International Conference on Computational Linguistics*, pages 6609–6625, 2020.
- [Khot *et al.*, 2023] Tushar Khot, Harsh Trivedi, Matthew Finlayson, Yao Fu, Kyle Richardson, Peter Clark, and Ashish Sabharwal. Decomposed Prompting: A Modular Approach For Solving Complex Tasks. In *The Eleventh International Conference on Learning Representations*, 2023.
- [Lanham *et al.*, 2023] Tamera Lanham, Anna Chen, Ansh Radhakrishnan, Benoit Steiner, Carson Denison, Danny Hernandez, Dustin Li, Esin Durmus, Evan Hubinger, Jackson Kernion, et al. Measuring Faithfulness In Chain-Of-Thought Reasoning. *arXiv preprint arXiv:2307.13702*, 2023.
- [Lee *et al.*, 2025] Jeongsoo Lee, Daeyong Kwon, and Kyohoon Jin. GRADE: Generating Multi-Hop QA And Fine-Grained Difficulty Matrix for RAG Evaluation. In *Findings of the Association for Computational Linguistics: EMNLP 2025*, pages 4405–4424, Suzhou, China, 2025. Association for Computational Linguistics.
- [Lewis *et al.*, 2020] Patrick Lewis, Ethan Perez, Aleksandra Piktus, Fabio Petroni, Vladimir Karpukhin, Naman Goyal, Heinrich Küttler, Mike Lewis, Wen-tau Yih, Tim Rocktäschel, Sebastian Riedel, and Douwe Kiela. Retrieval-Augmented Generation For Knowledge-Intensive NLP Tasks. In *Advances in Neural Information Processing Systems*, volume 33, pages 9459–9474, 2020.
- [Li *et al.*, 2025a] Xinze Li, Sen Mei, Zhenghao Liu, Yukun Yan, Shuo Wang, Shi Yu, Zheni Zeng, Hao Chen, Ge Yu, Zhiyuan Liu, Maosong Sun, and Chenyan Xiong. RAG-DDR: Optimizing Retrieval-Augmented Generation Using Differentiable Data Rewards. In *The Thirteenth International Conference on Learning Representations*, 2025.
- [Li *et al.*, 2025b] Yuan Li, Qi Luo, Xiaonan Li, Bufan Li, Qinyuan Cheng, Bo Wang, Yining Zheng, Yuxin Wang, Zhangyue Yin, and Xipeng Qiu. R3-RAG: Learning Step-By-Step Reasoning And Retrieval For LLMs Via Reinforcement Learning. *arXiv preprint arXiv:2505.23794*, 2025.
- [Liu *et al.*, 2025a] Hao Liu, Zhengren Wang, Xi Chen, Zhiyu Li, Feiyu Xiong, Qinhan Yu, and Wentao Zhang. HoP-RAG: Multi-Hop Reasoning For Logic-Aware Retrieval-Augmented Generation. *arXiv preprint arXiv:2502.12442*, 2025.
- [Liu *et al.*, 2025b] Yu Liu, Yanbing Liu, Fangfang Yuan, Cong Cao, Youbang Sun, Kun Peng, WeiZhuo Chen, Jianjun Li, and Zhiyuan Ma. OPERA: A Reinforcement Learning-Enhanced Orchestrated Planner-Executor

- Architecture for Reasoning-Oriented Multi-Hop Retrieval. *arXiv preprint arXiv:2508.16438*, 2025.
- [OpenAI, 2025] OpenAI. Introducing GPT-5, August 2025.
- [Ouyang *et al.*, 2022] Long Ouyang, Jeffrey Wu, Xu Jiang, Diogo Almeida, Carroll Wainwright, Pamela Mishkin, Chong Zhang, Sandhini Agarwal, Katarina Slama, Alex Ray, et al. Training Language Models To Follow Instructions with Human Feedback. *Advances in Neural Information Processing Systems*, 35:27730–27744, 2022.
- [Press *et al.*, 2023] Ofir Press, Muru Zhang, Sewon Min, Ludwig Schmidt, Noah A Smith, and Mike Lewis. Measuring And Narrowing The Compositionality Gap In Language Models. In *Findings of the Association for Computational Linguistics: EMNLP 2023*, pages 5687–5711, 2023.
- [Rafailov *et al.*, 2023] Rafael Rafailov, Archit Sharma, Eric Mitchell, Christopher D Manning, Stefano Ermon, and Chelsea Finn. Direct Preference Optimization: Your Language Model Is Secretly A Reward Model. *Advances in Neural Information Processing Systems*, 36:53728–53741, 2023.
- [Schulman *et al.*, 2017] John Schulman, Filip Wolski, Prafulla Dhariwal, Alec Radford, and Oleg Klimov. Proximal Policy Optimization Algorithms. *arXiv preprint arXiv:1707.06347*, 2017.
- [Shao *et al.*, 2024] Zhihong Shao, Peiyi Wang, Qihao Zhu, Runxin Xu, Junxiao Song, Mingchuan Zhang, YK Li, Y Wu, and Daya Guo. DeepSeekMath: Pushing The Limits Of Mathematical Reasoning In Open Language Models. *arXiv preprint arXiv:2402.03300*, 2024.
- [Sui *et al.*, 2025] Yuan Sui, Yufei He, Nian Liu, Xiaoxin He, Kun Wang, and Bryan Hooi. FiDeLiS: Faithful Reasoning In Large Language Models For Knowledge Graph Question Answering. In *Findings of the Association for Computational Linguistics: ACL 2025*, pages 8315–8330, 2025.
- [Team, 2024] Qwen Team. Qwen2.5: A Party of Foundation Models, September 2024.
- [Team, 2025] Qwen Team. Qwen3 Technical Report, 2025.
- [Trivedi *et al.*, 2020] Harsh Trivedi, Heeyoung Kwon, Tushar Khot, Ashish Sabharwal, and Niranjan Balasubramanian. Is Multihop QA In DiRe Condition? Measuring And Reducing Disconnected Reasoning. In *Proceedings of the 2020 Conference on Empirical Methods in Natural Language Processing*, pages 8846–8863, 2020.
- [Trivedi *et al.*, 2022] Harsh Trivedi, Niranjan Balasubramanian, Tushar Khot, and Ashish Sabharwal. MuSiQue: Multihop Questions Via Single-Hop Question Composition. *Transactions of the Association for Computational Linguistics*, 10:539–554, 2022.
- [Trivedi *et al.*, 2023] Harsh Trivedi, Niranjan Balasubramanian, Tushar Khot, and Ashish Sabharwal. Interleaving Retrieval with Chain-Of-Thought Reasoning For Knowledge-Intensive Multi-Step Questions. In *Proceedings of the 61st Annual Meeting of the Association for Computational Linguistics (Volume 1: Long Papers)*, pages 10014–10037, Toronto, Canada, July 2023. Association for Computational Linguistics.
- [Turpin *et al.*, 2023] Miles Turpin, Julian Michael, Ethan Perez, and Samuel Bowman. Language Models Don’t Always Say What They Think: Unfaithful Explanations In Chain-Of-Thought Prompting. In *Advances in Neural Information Processing Systems*, volume 36, pages 74952–74965, 2023.
- [Tutek *et al.*, 2025] Martin Tutek, Fateme Hashemi Chaleshtori, Ana Marasović, and Yonatan Belinkov. Measuring Chain Of Thought Faithfulness By Unlearning Reasoning Steps. In *Proceedings of the 2025 Conference on Empirical Methods in Natural Language Processing*, pages 9946–9971, 2025.
- [Wei *et al.*, 2022] Jason Wei, Xuezhi Wang, Dale Schuurmans, Maarten Bosma, Brian Ichter, Fei Xia, Ed Chi, Quoc V Le, and Denny Zhou. Chain-Of-Thought Prompting Elicits Reasoning In Large Language Models. In *Advances in Neural Information Processing Systems*, volume 35, pages 24824–24837, 2022.
- [Wei *et al.*, 2025] Zhepei Wei, Wei-Lin Chen, and Yu Meng. InstructRAG: Instructing Retrieval-Augmented Generation Via Self-Synthesized Rationales. In *The Thirteenth International Conference on Learning Representations*, 2025.
- [Yang *et al.*, 2018] Zhilin Yang, Peng Qi, Saizheng Zhang, Yoshua Bengio, William Cohen, Ruslan Salakhutdinov, and Christopher D. Manning. HotpotQA: A Dataset For Diverse, Explainable Multi-Hop Question Answering. In *Proceedings of the 2018 Conference on Empirical Methods in Natural Language Processing*, pages 2369–2380, 2018.
- [Yao *et al.*, 2022] Shunyu Yao, Jeffrey Zhao, Dian Yu, Nan Du, Izhak Shafran, Karthik R Narasimhan, and Yuan Cao. ReAct: Synergizing Reasoning And Acting In Language Models. In *The eleventh international conference on learning representations*, 2022.
- [Yao *et al.*, 2025] Yuekun Yao, Yupei Du, Dawei Zhu, Michael Hahn, and Alexander Koller. Language Models Can Learn Implicit Multi-Hop Reasoning, But Only If They Have Lots of Training Data. *arXiv preprint arXiv:2505.17923*, 2025.
- [Yu *et al.*, 2025] Zeping Yu, Yonatan Belinkov, and Sophia Ananiadou. Back Attention: Understanding And Enhancing Multi-Hop Reasoning In Large Language Models. *arXiv preprint arXiv:2502.10835*, 2025.
- [Yuan *et al.*, 2023] Hongyi Yuan, Zheng Yuan, Chuanqi Tan, Wei Wang, Songfang Huang, and Fei Huang. RRHF: Rank Responses To Align Language Models with Human Feedback without Tears. *Advances in Neural Information Processing Systems*, 36:10935–10950, 2023.
- [Zhang *et al.*, 2025] Wenxiao Zhang, Xiangrui Kong, Conan Dewitt, Thomas Bräunl, and Jin B Hong. Enhancing Reliability In LLM-Integrated Robotic Systems: A Unified Approach To Security And Safety. *Journal of Systems and Software*, page 112614, 2025.

- [Zhao *et al.*, 2025] Yuze Zhao, Jintao Huang, Jinghan Hu, Xingjun Wang, Yunlin Mao, Daoze Zhang, Zeyinzi Jiang, Zhikai Wu, Baole Ai, Ang Wang, et al. SWIFT: A Scalable Lightweight Infrastructure for Fine-Tuning, 2025.
- [Zheng *et al.*, 2023] Lianmin Zheng, Wei-Lin Chiang, Ying Sheng, Siyuan Zhuang, Zhanghao Wu, Yonghao Zhuang, Zi Lin, Zhuohan Li, Dacheng Li, Eric P. Xing, Hao Zhang, Joseph E. Gonzalez, and Ion Stoica. Judging LLM-as-a-Judge with MT-Bench and Chatbot Arena. In *Advances in Neural Information Processing Systems*, volume 36, pages 46595–46623, 2023.
- [Zhou *et al.*, 2023] Denny Zhou, Nathanael Schärli, Le Hou, Jason Wei, Nathan Scales, Xuezhi Wang, Dale Schuurmans, Claire Cui, Olivier Bousquet, Quoc V Le, et al. Least-To-Most Prompting Enables Complex Reasoning In Large Language Models. In *The Eleventh International Conference on Learning Representations*, 2023.

A Faithfulness Case Study

We present two representative cases from MuSiQue comparing Qwen2.5-7B Base and CRAFT_{7B} outputs, demonstrating how CRAFT training improves both answer correctness and reasoning faithfulness. Each case includes the complete judge evaluation across all four faithfulness dimensions defined in Algorithm 1.

A.1 Case 1: Base (EM=0, Faith=0) → CRAFT (EM=1, Faith=1)

This case demonstrates how an unfaithful and incorrect response is transformed into a faithful and correct one.

Question: Who won the Indy car race in the largest city of the state where the Oh Yeah album performer was born?

Gold Answer: Mario Andretti

Aspect	Base Model (EM=0, Faith=0)	CRAFT _{7B} (EM=1, Faith=1)
Plan	Subq1: Where is the Oh Yeah album from? Subq2: What is the largest city and capital of that state? Subq3: Who won the Indy car race in that city?	Subq1: Where is the Oh Yeah performer from? Subq2: What is the largest city and capital of the state where the Oh Yeah performer is from? Subq3: Who won the Indy car race in the largest city and capital of that state?
Gold Docs	[5, 12, 14]	[11, 12, 1]
Reason	[Answer1] Charles Mingus, the creator of the Oh Yeah album, was born in Nogales, Arizona (doc [5]). [Answer2] The largest city and capital of Arizona is Phoenix (doc [12]). [Answer3] The Desert Diamond West Valley Phoenix Grand Prix was held in Phoenix, and the winner of the Indy car race there in 2016 was Ryan Hunter-Reay (doc [1]).	Doc [11] indicates that the Oh Yeah performer, Charles Mingus, is from Nogales, Arizona. Doc [12] states that the capital and largest city of Arizona is Phoenix. Doc [1] mentions that the Desert Diamond West Valley Phoenix Grand Prix was held in Phoenix, and it is an Indy car race where Mario Andretti won.
Answer	Ryan Hunter-Reay	Mario Andretti ✓
Judge Evaluation		
Plan-Reason (c_π)	1 - Plan steps followed in order	1 - Plan followed: performer→state→city→winner
Receipt-Reason (c_ϵ)	0 - Cites doc [1] not in gold_docs [5,12,14]	1 - All cited docs [11,12,1] in gold_docs
Reason-Answer (c_a)	1 - Answer matches reasoning conclusion	1 - "Mario Andretti" supported by reasoning
Evidence Grounded (c_g)	0 - "Ryan Hunter-Reay won" not in doc [1]	1 - All claims verified in cited docs
Overall (R_{faith})	0.0 - Failures: doc_outside_gold_docs, evidence_not_supported	1.0 - All checks passed

Table 4: Case 1: Complete comparison of Base and CRAFT outputs with judge evaluation on a 4-hop MuSiQue question.

A.2 Case 2: Base (EM=1, Faith=0) → CRAFT (EM=1, Faith=1)

This case demonstrates that correct answers can arise from unfaithful reasoning, and CRAFT enforces faithfulness even when accuracy is preserved.

Question: What is the average yearly income for a person of the same nationality as the creator of MacGruder and Loud?

Gold Answer: \$72,641

Aspect	Base Model (EM=1, Faith=0)	CRAFT _{7B} (EM=1, Faith=1)
Plan	Subq1: Who is the creator of MacGruder and Loud? Subq2: What is the nationality of [Answer1]? Subq3: What is the average yearly income for a person of [Answer2] nationality?	Subq1: Who is the creator of MacGruder and Loud? Subq2: What is the average yearly income for a person of the same nationality as the creator?
Gold Docs	[4, 5, 2]	[8, 4]
Reason	[Answer1]: From document 4, we learn that the creator of MacGruder and Loud is Aaron Spelling. Document 5 tells us that Lorraine Crosby, known as "Mrs. Loud," is English. Therefore, the nationality of the creator of MacGruder and Loud is English. Document 2 provides the average yearly income for Americans, which is the closest nationality we have data for. The mean household income in the United States was \$72,641.	Doc [8] states that MacGruder and Loud was one of the few failures from Aaron Spelling's production company. Doc [4] provides information about Aaron Spelling, indicating that he was an American film and television producer. Therefore, the creator of MacGruder and Loud is American. The average yearly income for an American, as mentioned in doc [2], is \$72,641.
Answer	\$72,641 ✓ (correct answer, but unfaithful reasoning)	\$72,641 ✓
Judge Evaluation		
Plan-Reason (c_π)	0 - Identifies Aaron Spelling but concludes "English"	1 - Plan followed: creator→nationality→income
Receipt-Reason (c_ϵ)	0 - Misuses doc [5] (Lorraine Crosby ≠ creator)	1 - All cited docs [8,4] in gold_docs
Reason-Answer (c_a)	0 - Derives "English" but uses US income	1 - "\$72,641" supported by reasoning
Evidence Grounded (c_g)	0 - "Creator is English" unsupported	1 - Spelling→American→US income verified
Overall (R_{faith})	0.0 - Failures: plan_ignored, answer_not_supported, evidence_not_supported	1.0 - All checks passed

Table 5: Case 2: Complete comparison of Base and CRAFT outputs with judge evaluation on a 3-hop MuSiQue question.

A.3 Summary

These cases illustrate two critical aspects of CRAFT's faithfulness enforcement:

- **Case 1** shows that CRAFT corrects both *unfaithful reasoning* (citing documents outside gold_docs, hallucinating unsupported claims) and *incorrect answers*.
- **Case 2** demonstrates that *answer correctness does not imply reasoning faithfulness*. The Base model produces the correct answer through a flawed reasoning chain (confusing Lorraine Crosby with Aaron Spelling), while CRAFT ensures the answer is derived through a consistent, evidence-grounded process.

The judge evaluation tables reveal that CRAFT training optimizes all four faithfulness dimensions simultaneously: plan-reason consistency (c_π), receipt-reason consistency (c_ϵ), reason-answer consistency (c_a), and evidence grounding (c_g). This multi-dimensional supervision prevents shortcut learning and ensures that models produce not just correct answers, but *trustworthy reasoning traces*.

B Implementation Details

Training Framework. We implement CRAFT using MS-Swift [Zhao *et al.*, 2025], an efficient and scalable fine-tuning

Hyperparameter	Value
<i>GRPO Configuration</i>	
Batch \times Generations \times Accum.	$4 \times 4 \times 64$
Effective Batch Size	1,024
Max Completion Length	256 tokens
<i>Optimization</i>	
Learning Rate	5e-6
LR Scheduler	Cosine
Warmup Ratio	0.1
<i>Infrastructure</i>	
Precision	bfloat16
Attention	Flash Attention 2
vLLM Max Length	16,384 tokens

Table 6: Key GRPO training hyperparameters.

framework for large language models. MS-Swift provides native support for GRPO training with vLLM acceleration, enabling efficient on-policy sampling during reinforcement learning. All experiments are conducted on NVIDIA H100 96GB x4 GPUs.

Model Configuration. We train four model scales based on the Qwen2.5-Instruct series: 0.5B, 1.5B, 3B, and 7B parameters. All models use bfloat16 precision with Flash Attention 2 for memory-efficient training. Table 6 summarizes the key hyperparameters.

Judge Model. For the faithfulness reward R_{faith} and evaluation, we employ **Qwen3-Max** [Team, 2025] as the LLM judge. This model provides reliable semantic consistency assessment while maintaining computational efficiency. Because Qwen3-Max already functions as the judge for reward computation and evaluation, it is excluded from all performance comparison experiments to avoid role overlap.

Reward Function Configuration. The reward functions vary across prompt templates based on their structural components:

- **CRAFT_{v1}/CRAFT_{v2}:** $R_{\text{fmt}}, R_{\text{ans}}, R_{\text{gold}}$ (includes `<gold_docs>` field)
- **CRAFT_{v3}/CRAFT_{v4}:** $R_{\text{fmt}}, R_{\text{ans}}$ (no explicit document citation)
- **CRAFT_{v5}:** $R_{\text{fmt}}, R_{\text{ans}}$ (direct answer generation)

All reward weights are set to 1.0, treating each component equally. The faithfulness reward R_{faith} is computed via LLM judge during evaluation but not used as a training signal in the ablation experiments (Table 2, “w/o judge reward”).

Training Data. Each prompt template uses a dedicated training dataset of 20,000 samples, formatted according to the template’s structural requirements. The data distribution is: 10,000 MuSiQue, 5,000 HotpotQA, and 5,000 2WikiMHQA samples. Figure 4 visualizes the training data distribution using t-SNE, revealing distinct clustering patterns that indicate diverse linguistic characteristics across the three multi-hop QA datasets.

C Additional Experiments

This section presents comprehensive results for prompt template variants CRAFT_{v2}–CRAFT_{v5}, including training dynamics and evaluation results across all model scales.

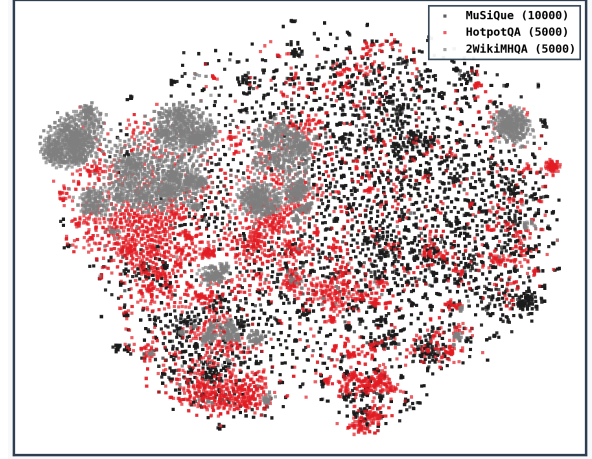


Figure 4: Training data distribution visualized using t-SNE. The dataset consists of 20,000 samples: 10,000 MuSiQue (black), 5,000 HotpotQA (red), and 5,000 2WikiMHQA (gray). The clustering patterns indicate distinct linguistic characteristics across different multi-hop QA datasets.

C.1 Training Dynamics

Figures 5–8 illustrate the training dynamics for CRAFT_{v2}–CRAFT_{v5} templates. Consistent with CRAFT_{v1} (main paper Figure 3), all templates exhibit smooth convergence with larger models achieving higher total rewards.

Template-specific patterns: (1) CRAFT_{v2} (Figure 5) shows similar dynamics to CRAFT_{v1}, with all four reward components ($R_{\text{fmt}}, R_{\text{gold}}, R_{\text{faith}}, R_{\text{ans}}$) contributing to optimization. (2) CRAFT_{v3}/CRAFT_{v4} (Figures 6–7) lack R_{gold} but maintain stable training through format and answer rewards. (3) CRAFT_{v5} (Figure 8) uses only R_{fmt} and R_{ans} —notably, the 0.5B model shows minimal improvement, foreshadowing its evaluation failure.

Faithfulness reward verification. To verify that the low training faithfulness reward (Figure 3) reflects optimization dynamics rather than learning failure, we measured the four faithfulness metrics (Algorithm 1) on test samples of the Qwen2.5-1.5B CRAFT_{v1} model under greedy decoding (temp=0.0). Among test samples with correct answers (EM=1), the four faithfulness metrics achieve 76.85%, 68.95%, 70.15%, and 61.35% respectively, with an arithmetic mean of 69.33%. This indicates that while 69.7% of correct predictions exhibit fully faithful reasoning, 30.3% still fail at least one faithfulness check, demonstrating that answer correctness alone does not guarantee reasoning faithfulness. This test-time value is approximately six times higher than the training-time average of 0.11 observed for this model (Figure 3), confirming that GRPO’s on-policy sampling at high temperature (temp=1.0) generates diverse outputs including many low-quality traces during exploration, resulting in lower average rewards during training, while the learned policy concentrates probability mass on high-quality outputs under greedy decoding at test time.

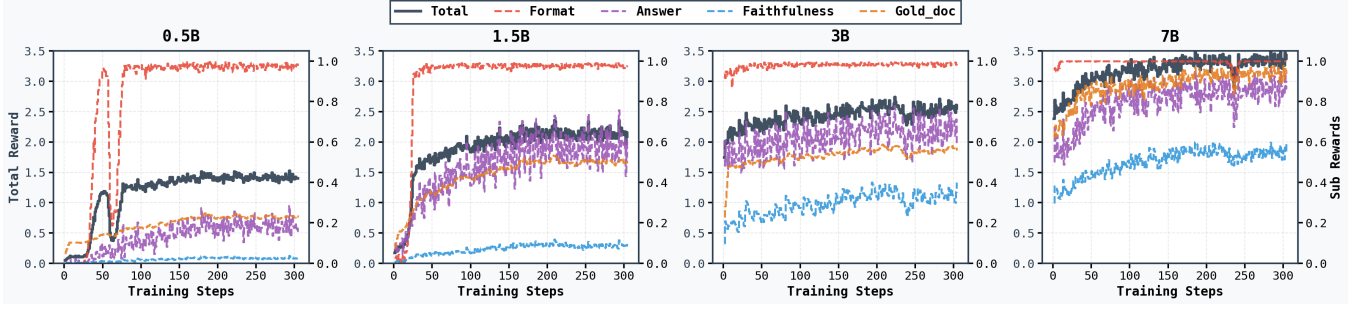


Figure 5: Training dynamics using CRAFT_{v2} template.

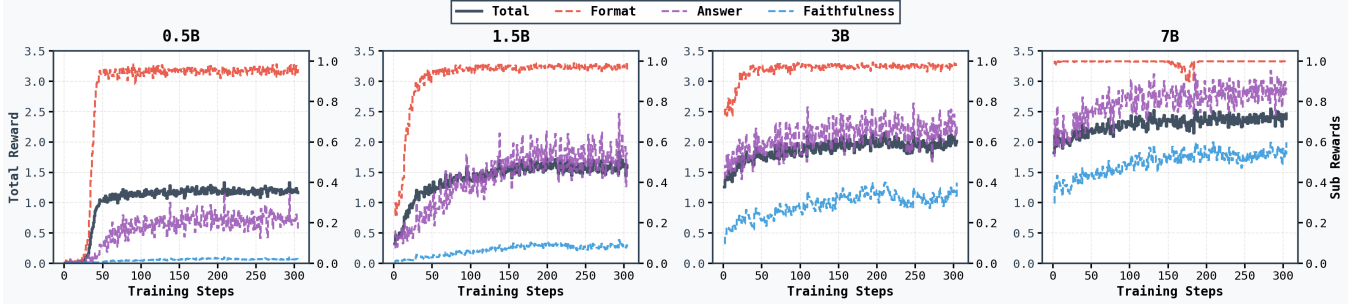


Figure 6: Training dynamics using CRAFT_{v3} template. Note: R_{gold} not applicable.

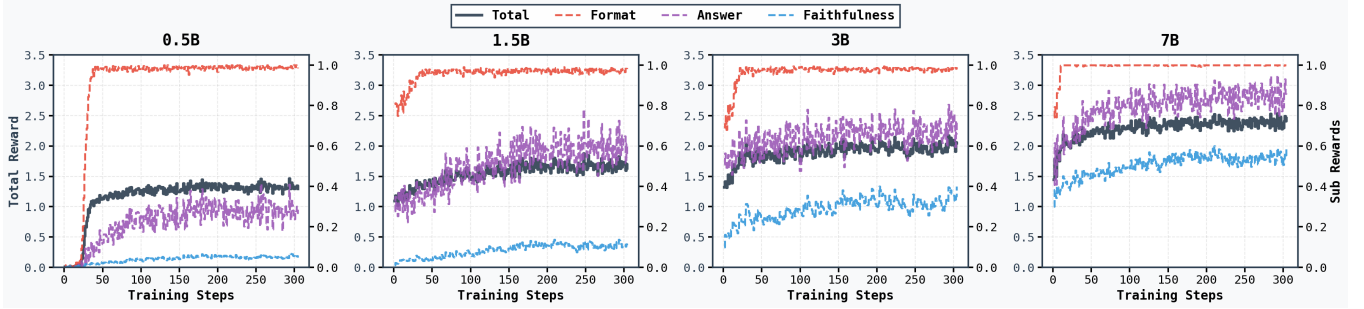


Figure 7: Training dynamics using CRAFT_{v4} template. Note: R_{gold} not applicable.

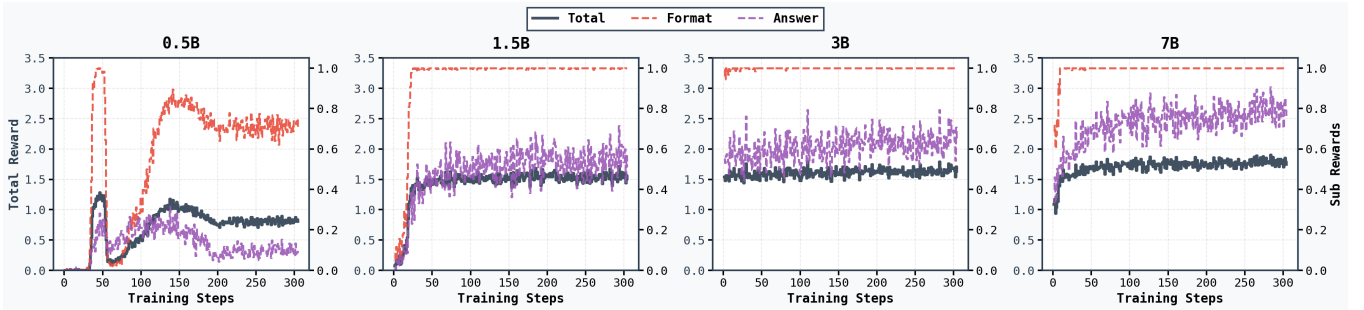


Figure 8: Training dynamics using CRAFT_{v5} template. Note: R_{faith} and R_{gold} not applicable.

C.2 Evaluation Results

CRAFT_{v2} Results. CRAFT_{v2} retains the same four-field structure as CRAFT_{v1} but with simplified instructions. CRAFT_{7B} achieves strong performance: 58.35% EM on

MuSiQue (+24.0% vs Base), 67.28% on HotpotQA (+12.5% vs Base), and 79.70% on 2WikiMHQA (+23.7% vs Base). Notably, CRAFT_{7B} surpasses all API models on MuSiQue and 2WikiMHQA while achieving competitive Faithfulness

Method	Type	MuSiQue			HotpotQA			2WikiMHQA		
		EM	F1	Faithfulness	EM	F1	Faithfulness	EM	F1	Faithfulness
Open-source										
Qwen2.5-0.5B [Team, 2024]	Pre-Trained	0.05	1.06	1.35	1.15	3.91	4.20	1.90	5.13	2.25
Qwen2.5-1.5B [Team, 2024]	Pre-Trained	3.95	7.70	7.20	16.95	25.12	21.45	15.50	21.53	18.15
Qwen2.5-3B [Team, 2024]	Pre-Trained	21.75	31.54	42.25	49.65	63.82	74.75	43.35	52.51	57.95
Qwen2.5-7B [Team, 2024]	Pre-Trained	34.35	44.62	65.45	54.80	69.75	88.05	56.05	65.68	77.20
Qwen3-4B [Team, 2025]	Pre-Trained	34.35	43.30	57.45	59.65	75.25	87.95	63.20	72.63	82.05
Qwen3-30B [Team, 2025]	Pre-Trained	48.15	57.82	71.80	63.80	78.38	89.60	69.95	78.35	88.25
API										
GPT-5-mini [OpenAI, 2025]	API	51.70	67.02	<u>88.30</u>	61.45	<u>80.10</u>	<u>96.90</u>	69.95	<u>80.64</u>	94.00
Deepseek-V3.2 [DeepSeek-AI, 2025]	API	<u>52.05</u>	<u>67.62</u>	85.40	62.20	79.42	<u>96.40</u>	69.65	79.02	<u>97.15</u>
Gemini-2.5-Flash [Google DeepMind, 2025]	API	50.75	61.95	81.40	<u>63.35</u>	79.09	94.80	<u>70.20</u>	79.31	<u>94.20</u>
SFT										
Qwen2.5-0.5B [Team, 2024]	Trained	0.00	0.55	0.70	0.60	2.10	2.35	1.05	2.75	1.20
Qwen2.5-1.5B [Team, 2024]	Trained	4.50	7.64	7.80	17.85	26.71	36.20	27.70	34.14	38.05
Qwen2.5-3B [Team, 2024]	Trained	22.25	31.55	36.95	50.60	64.54	78.55	52.05	61.39	72.25
Qwen2.5-7B [Team, 2024]	Trained	29.85	41.17	56.10	55.70	70.25	86.70	59.25	67.73	78.30
Ours (RL)										
CRAFT _{0.5B}	Trained	6.50	12.76	9.85	20.60	29.86	23.70	22.65	28.79	15.90
CRAFT _{1.5B}	Trained	19.26	27.66	26.67	45.27	59.20	51.64	45.45	52.40	38.78
CRAFT _{3B}	Trained	32.05	41.48	59.40	55.69	70.06	89.80	54.70	63.17	78.90
CRAFT _{7B}	Trained	<u>58.35</u>	<u>68.29</u>	<u>78.35</u>	<u>67.28</u>	<u>82.10</u>	<u>95.20</u>	<u>79.70</u>	<u>85.56</u>	<u>89.90</u>

Table 7: Main results (CRAFT_{v2}) on in-distribution multi-hop QA benchmarks. EM/F1 and Faithfulness (judge overall consistency) are reported in percentage. Wavy underline indicates the best performance among API models, while straight underline indicates the best performance among all other models.

Method	Type	MuSiQue			HotpotQA			2WikiMHQA		
		EM	F1	Faithfulness	EM	F1	Faithfulness	EM	F1	Faithfulness
Open-source										
Qwen2.5-0.5B [Team, 2024]	Pre-Trained	0.25	1.72	0.85	1.80	7.31	6.40	1.85	8.81	4.60
Qwen2.5-1.5B [Team, 2024]	Pre-Trained	2.15	6.98	15.55	7.30	16.58	35.20	10.05	17.10	21.35
Qwen2.5-3B [Team, 2024]	Pre-Trained	17.70	26.19	38.85	38.85	51.77	69.70	34.30	43.93	62.00
Qwen2.5-7B [Team, 2024]	Pre-Trained	38.95	49.51	68.70	57.75	72.10	90.65	60.65	69.82	84.25
Qwen3-4B [Team, 2025]	Pre-Trained	29.75	39.04	57.40	54.60	70.04	88.60	56.20	66.71	86.80
Qwen3-30B [Team, 2025]	Pre-Trained	43.80	53.59	72.65	61.05	75.94	93.80	63.95	73.70	90.30
API										
GPT-5-mini [OpenAI, 2025]	API	52.45	67.83	89.45	60.98	79.77	98.20	69.60	80.28	97.25
Deepseek-V3.2 [DeepSeek-AI, 2025]	API	52.75	67.04	83.40	62.90	80.00	97.10	68.90	78.06	97.65
Gemini-2.5-Flash [Google DeepMind, 2025]	API	51.95	63.53	82.65	64.00	79.59	96.00	70.15	79.45	96.85
SFT										
Qwen2.5-0.5B [Team, 2024]	Trained	1.10	5.92	5.35	12.80	21.39	17.45	22.45	27.18	17.95
Qwen2.5-1.5B [Team, 2024]	Trained	9.65	17.17	15.55	36.15	47.65	45.10	36.00	43.19	38.00
Qwen2.5-3B [Team, 2024]	Trained	22.15	31.93	43.85	51.40	65.75	79.90	53.40	61.93	71.90
Qwen2.5-7B [Team, 2024]	Trained	35.60	47.66	61.35	59.25	73.68	88.25	65.40	74.33	85.80
Ours (RL)										
CRAFT _{0.5B}	Trained	4.75	10.09	7.95	20.20	30.14	20.85	20.50	25.65	12.50
CRAFT _{1.5B}	Trained	18.30	26.89	22.57	44.18	57.84	55.25	42.86	48.34	42.29
CRAFT _{3B}	Trained	34.11	43.71	61.20	57.24	71.15	92.60	54.90	63.47	80.10
CRAFT _{7B}	Trained	54.65	64.59	81.40	66.09	81.04	95.70	76.88	83.34	93.20

Table 8: Main results (CRAFT_{v3}) on in-distribution multi-hop QA benchmarks. EM/F1 and Faithfulness (judge overall consistency) are reported in percentage. Wavy underline indicates the best performance among API models, while straight underline indicates the best performance among all other models.

scores (78.35%–95.20%).

CRAFT_{v3} Results. CRAFT_{v3} removes explicit document citation (`<gold.docs>`), testing whether models can maintain faithfulness without explicit grounding signals. CRAFT_{7B} achieves 54.65% EM on MuSiQue, 66.09% on HotpotQA, and 76.88% on 2WikiMHQA. Despite lacking R_{gold} supervision, the model maintains high Faithfulness (81.40%–95.70%), suggesting that plan-reason-answer consistency provides sufficient structure for faithful reasoning.

CRAFT_{v4} Results. CRAFT_{v4} further simplifies the template while maintaining structured reasoning. CRAFT_{7B} achieves the highest Faithfulness scores among all templates: 86.70% on MuSiQue, 96.00% on HotpotQA, and 94.10% on 2WikiMHQA. EM scores (56.91%, 66.51%, 79.39%) remain competitive, demonstrating that simplified templates can achieve strong performance when combined with appropriate reward design.

CRAFT_{v5} Results. CRAFT_{v5} represents the minimal template with direct answer generation, lacking structured rea-

Method	Type	MuSiQue			HotpotQA			2WikiMHQA		
		EM	F1	Faithfulness	EM	F1	Faithfulness	EM	F1	Faithfulness
Open-source										
Qwen2.5-0.5B [Team, 2024]	Pre-Trained	0.35	2.69	4.85	3.00	7.51	14.10	5.05	9.98	8.00
Qwen2.5-1.5B [Team, 2024]	Pre-Trained	4.85	9.78	16.65	26.80	36.98	44.65	21.65	28.33	31.15
Qwen2.5-3B [Team, 2024]	Pre-Trained	21.95	32.30	41.15	48.30	61.44	76.05	41.95	50.67	60.80
Qwen2.5-7B [Team, 2024]	Pre-Trained	38.35	49.29	76.60	59.30	74.40	93.75	60.80	70.20	86.15
Qwen3-4B [Team, 2025]	Pre-Trained	38.50	47.61	77.55	60.70	76.06	95.60	65.40	74.61	93.90
Qwen3-30B [Team, 2025]	Pre-Trained	46.75	56.34	84.95	63.35	78.13	97.10	70.35	79.04	95.95
API										
GPT-5-mini [OpenAI, 2025]	API	52.05	68.10	93.15	60.85	79.83	98.05	70.05	81.09	97.10
Deepseek-V3.2 [DeepSeek-AI, 2025]	API	53.20	67.96	88.25	61.55	78.67	98.25	70.35	79.35	98.55
Gemini-2.5-Flash [Google DeepMind, 2025]	API	51.25	62.92	90.20	63.75	79.65	97.20	70.60	79.41	97.80
SFT										
Qwen2.5-0.5B [Team, 2024]	Trained	0.50	4.62	13.50	11.75	21.27	37.40	23.15	28.68	26.85
Qwen2.5-1.5B [Team, 2024]	Trained	7.25	12.85	16.40	33.25	44.48	51.95	36.30	43.53	42.70
Qwen2.5-3B [Team, 2024]	Trained	23.60	33.10	50.15	50.25	64.37	83.85	55.90	64.77	74.10
Qwen2.5-7B [Team, 2024]	Trained	31.80	42.71	66.60	57.90	72.43	89.35	63.15	72.00	82.25
Ours (RL)										
CRAFT _{0.5B}	Trained	8.45	15.11	25.40	25.95	36.20	40.70	24.70	30.94	26.50
CRAFT _{1.5B}	Trained	16.41	23.27	29.57	43.68	57.79	65.66	44.22	51.33	48.96
CRAFT _{3B}	Trained	32.71	43.14	71.40	56.11	70.63	94.30	55.68	64.18	82.00
CRAFT _{7B}	Trained	56.91	66.47	86.70	66.51	81.91	96.00	79.39	85.14	94.10

Table 9: Main results (CRAFT_{v4}) on in-distribution multi-hop QA benchmarks. EM/F1 and Faithfulness (judge overall consistency) are reported in percentage. Wavy underline indicates the best performance among API models, while straight underline indicates the best performance among all other models.

Method	Type	MuSiQue		HotpotQA		2WikiMHQA	
		EM	F1	EM	F1	EM	F1
Open-source							
Qwen2.5-0.5B [Team, 2024]	Pre-Trained	0.30	3.20	5.45	12.18	6.40	12.37
Qwen2.5-1.5B [Team, 2024]	Pre-Trained	10.20	17.58	35.95	47.77	26.05	33.29
Qwen2.5-3B [Team, 2024]	Pre-Trained	23.20	33.31	49.30	62.58	41.45	50.09
Qwen2.5-7B [Team, 2024]	Pre-Trained	31.55	41.97	53.40	67.92	50.60	59.29
Qwen3-4B [Team, 2025]	Pre-Trained	39.55	49.23	60.40	75.32	57.70	67.43
Qwen3-30B [Team, 2025]	Pre-Trained	49.30	59.33	63.05	<u>78.33</u>	64.70	73.71
API							
GPT-5-mini [OpenAI, 2025]	API	51.10	64.43	63.63	80.19	65.28	76.53
Deepseek-V3.2 [DeepSeek-AI, 2025]	API	<u>58.10</u>	<u>70.97</u>	64.15	79.91	67.45	76.66
Gemini-2.5-Flash [Google DeepMind, 2025]	API	<u>54.80</u>	<u>66.64</u>	<u>65.68</u>	<u>80.79</u>	<u>71.85</u>	<u>80.59</u>
SFT							
Qwen2.5-0.5B [Team, 2024]	Trained	0.15	0.85	0.80	2.85	2.80	4.70
Qwen2.5-1.5B [Team, 2024]	Trained	10.05	17.23	34.10	45.92	34.30	40.92
Qwen2.5-3B [Team, 2024]	Trained	19.60	28.60	46.60	60.23	50.40	57.75
Qwen2.5-7B [Team, 2024]	Trained	27.00	37.82	53.30	68.12	56.15	63.79
Ours (RL)							
CRAFT _{0.5B}	Trained	0.00	0.00	0.00	0.00	0.05	0.05
CRAFT _{1.5B}	Trained	22.95	31.91	45.70	59.04	38.40	46.19
CRAFT _{3B}	Trained	31.80	42.07	53.15	67.10	49.30	57.19
CRAFT _{7B}	Trained	<u>56.25</u>	<u>65.38</u>	<u>63.25</u>	78.00	<u>67.15</u>	<u>73.77</u>

Table 10: Main results (CRAFT_{v5}) on in-distribution multi-hop QA benchmarks. EM/F1 are reported in percentage. CRAFT_{v5} uses answer-only format without structured reasoning traces. Wavy underline indicates the best performance among API models, while straight underline indicates the best performance among all other models.

soning traces (R_{faith} and R_{gold} not applicable). CRAFT_{7B} achieves 56.25% EM on MuSiQue, 63.25% on HotpotQA, and 67.15% on 2WikiMHQA. A critical observation: **CRAFT_{0.5B} completely fails** on this template (near-zero performance), indicating that smaller models require structured reasoning traces for stable training. This validates the importance of trace structure for model capacity constraints.

CRAFT_{0.5B} Template Sensitivity Analysis. Our experiments reveal a striking template sensitivity pattern unique to the smallest model, with different failure modes for

SFT and GRPO training. **SFT training collapses on templates CRAFT_{v1}, CRAFT_{v2}, and CRAFT_{v5}** (EM < 1.5% across benchmarks), achieving meaningful performance only on CRAFT_{v3} (1.10/12.80/22.45%) and CRAFT_{v4} (0.50/11.75/23.15%). In contrast, **GRPO rescues templates CRAFT_{v1}–CRAFT_{v4} but still fails on CRAFT_{v5}**. Specifically, GRPO achieves 7.25/24.80/22.85% on CRAFT_{v1}, 6.50/20.60/22.65% on CRAFT_{v2}, 4.75/20.20/20.50% on CRAFT_{v3}, and 8.45/25.95/24.70% on CRAFT_{v4}, while CRAFT_{v5} remains completely broken (0.00/0.00/0.05%).

Model	Type	CRAFT _{v1}		CRAFT _{v2}		CRAFT _{v3}		CRAFT _{v4}		CRAFT _{v5}	
		Base	GRPO	Base	GRPO	Base	GRPO	Base	GRPO	Base	GRPO
Qwen2.5-0.5B											
	Avg.	0.0	98.3(+98.3)	1.1	99.2(+98.1)	0.0	94.3(+94.3)	1.0	99.4(+98.4)	9.0	0.1(-8.9)
	HotpotQA	0.0	99.6(+99.6)	0.1	99.8(+99.7)	0.1	97.5(+97.4)	0.8	99.8(+99.0)	5.7	0.1(-5.6)
	2WikiMQA	0.0	99.5(+99.5)	3.2	99.7(+96.5)	0.0	92.5(+92.5)	2.3	99.8(+97.5)	16.5	0.1(-16.4)
	MuSiQue	0.0	95.8(+95.8)	0.0	98.2(+98.2)	0.0	92.8(+92.8)	0.0	98.5(+98.5)	4.9	0.0(-4.9)
Qwen2.5-1.5B											
	Avg.	0.0	99.3(+99.3)	2.1	95.1(+93.0)	0.2	99.5(+99.3)	1.2	81.9(+80.7)	0.8	100.0(+99.2)
	HotpotQA	0.0	99.5(+99.5)	2.9	98.9(+96.0)	0.1	99.2(+99.1)	1.0	92.9(+91.9)	0.7	100.0(+99.3)
	2WikiMQA	0.0	99.4(+99.4)	0.8	99.2(+98.4)	0.0	99.5(+99.5)	1.4	91.2(+89.8)	1.4	100.0(+98.6)
	MuSiQue	0.1	99.1(+99.0)	2.5	87.4(+84.9)	0.6	99.7(+99.1)	1.2	61.6(+60.4)	0.2	99.9(+99.7)
Qwen2.5-3B											
	Avg.	13.2	96.9(+83.7)	50.3	98.8(+48.5)	6.4	98.0(+91.6)	15.6	98.1(+82.5)	41.6	100.0(+58.4)
	HotpotQA	14.8	98.2(+83.4)	55.2	99.2(+44.0)	4.3	99.4(+95.1)	27.6	99.2(+71.6)	32.8	100.0(+67.2)
	2WikiMQA	7.7	99.0(+91.3)	33.8	99.4(+65.6)	6.3	99.1(+92.8)	8.2	98.8(+90.6)	23.9	100.0(+76.1)
	MuSiQue	17.2	93.5(+76.3)	61.8	97.6(+35.8)	8.7	95.6(+86.9)	10.8	96.3(+85.5)	68.1	100.0(+31.9)
Qwen2.5-7B											
	Avg.	94.1	99.3(+5.2)	99.2	100.0(+0.8)	94.4	97.2(+2.8)	61.6	99.8(+38.2)	15.4	100.0(+84.6)
	HotpotQA	96.1	100.0(+3.9)	99.5	100.0(+0.5)	95.7	99.1(+3.4)	49.5	100.0(+50.5)	11.2	100.0(+88.8)
	2WikiMQA	95.4	99.1(+3.7)	99.3	100.0(+0.7)	96.0	97.0(+1.0)	72.9	100.0(+27.1)	9.6	100.0(+90.4)
	MuSiQue	90.9	98.9(+8.0)	98.9	100.0(+1.1)	91.6	95.5(+3.9)	62.5	99.4(+36.9)	25.4	100.0(+74.6)

Table 11: Format compliance accuracy (%) across CRAFT variants (CRAFT_{v1-v5}), model scales (0.5B–7B), and datasets. Each version has different format requirements: CRAFT_{v1}=<plan><gold_docs><reason><answer>, CRAFT_{v2}=<gold_docs><reason><answer>, CRAFT_{v3}=<plan><reason><answer>, CRAFT_{v4}=<reason><answer>, CRAFT_{v5}=<answer> only. GRPO training dramatically improves format compliance across all configurations, with larger models achieving near-perfect adherence to structured output requirements. Evaluated on the same 2,000 test samples used in the main experiments.

This dichotomy reveals two key insights: (1) **SFT cold-start is fragile for 0.5B models**—templates CRAFT_{v1}/CRAFT_{v2} with explicit <gold_docs> fields overwhelm supervised imitation, causing training collapse. (2) **GRPO’s exploration mechanism overcomes SFT’s brittleness**—reinforcement learning enables the model to discover valid reasoning paths even on complex structures (CRAFT_{v1}/CRAFT_{v2}), as long as some structural scaffolding exists. (3) **Template CRAFT_{v5}’s complete failure across both training paradigms** confirms that 0.5B models fundamentally require explicit reasoning structure—direct answer generation lacks sufficient guidance for stable learning.

The optimal template for 0.5B deployment is **CRAFT_{v4}** (<plan>+<reason>+<answer> without <gold_docs>), which provides the best balance: enough structure to guide reasoning without exceeding representational capacity, and compatibility with both SFT initialization and GRPO refinement.

C.3 Output Traces Format Analysis

Table 11 presents a comprehensive analysis of format compliance across all CRAFT variants and model scales.

GRPO dramatically improves format compliance across all scales. Base models struggle with structured output, particularly at smaller scales: 0.5B and 1.5B base models achieve near-zero format accuracy on complex templates (CRAFT_{v1}–CRAFT_{v4}), while even 3B models only reach 6.4%–50.3% on average. In stark contrast, GRPO training yields massive improvements: 0.5B models gain +92.5% to +99.7% on CRAFT_{v1}–CRAFT_{v4} templates, 1.5B models improve by +60.4% to +99.5%, and 3B models see +31.9% to +95.1% increases. Even 7B base models, despite already achieving 90.9%–99.5% on complex

templates (CRAFT_{v1}–CRAFT_{v3}), benefit from GRPO with +0.5% to +8.0% gains, reaching near-perfect compliance (97.2%–100%). This demonstrates that R_{fmt} reward successfully teaches models to follow structured output requirements across all capacity levels.

Format complexity exhibits scale-dependent learnability. For simpler templates (CRAFT_{v4}, CRAFT_{v5}), smaller models show divergent patterns: 0.5B improves dramatically on CRAFT_{v4} (+98.4%), but exhibits a puzzling anomaly on CRAFT_{v5}, where GRPO models (0.1%) underperform base (9.0%) by -4.9% to -16.4% across datasets. This suggests the model defaults to more complex formats learned during multi-template training. In contrast, larger models master all formats: 1.5B achieves +80.7% to +99.3% gains, 3B reaches +58.4% to +91.6% improvements, and 7B models show the most dramatic gains on simple templates (+38.2% on CRAFT_{v4}, +84.6% on CRAFT_{v5}), indicating that base 7B models paradoxically struggle more with minimal-structure outputs than with complex multi-field templates.

Format Error Analysis. Table 12 presents representative error patterns across all CRAFT variants. Base models predominantly fail due to missing closing tags (60%–85% of errors) and response truncation (30%–40% for complex templates), while GRPO dramatically reduces errors, with CRAFT_{v2} and CRAFT_{v5} achieving perfect compliance on 7B models.

C.4 Human Annotation Validation

To validate the reliability of our LLM-based faithfulness metric, we conducted a human evaluation study following established protocols [Adlakha *et al.*, 2024; Zheng *et al.*, 2023]. Two expert annotators independently assessed 500 randomly sampled MuSiQue reasoning traces from CRAFT_{7B} with CRAFT_{v1} template, using the same four-aspect criteria as our

Version	Base Model Errors (7B)	GRPO Model Errors (7B)
CRAFT _{v1}	Missing closing tags (60%): <answer>1958 Award ← missing </answer> Truncation (30%): ...grandmother of Henry St John (← response cut mid-sentence	Empty answer (rare): <answer> ← no content, missing </answer>
CRAFT _{v2}	Missing closing tags (70%): <answer>[Edwin Schlossberg] ← missing </answer> Tag mismatch (20%): <reason>...Michael Rubbo </answer> ← wrong closing tag None ← bare text	No errors found ✓
CRAFT _{v3}	Missing <answer> block (45%): <reason>...answer is American. </reason> ← entire <answer>...</answer> missing Truncation (40%): ...cannot determine based on ← response cut off	Missing/malformed tags (3%): <answer>Infanta Maria ← missing </answer> <answer>The Woman in Fifth </ ← truncated closing tag
CRAFT _{v4}	Missing closing tags (85%): <answer>Russell Humphreys ← missing </answer>	Extra text after tags (0.2%): <answer>No</answer> (Note: The reasoning...) ← parenthetical note not allowed
CRAFT _{v5}	Wrong format (85%): A Bug's Life ← no XML tags [Beaumont, Texas] ← bracket format [No] ← should be <answer>No</answer>	No errors found ✓

Table 12: Representative format error patterns in Base vs. GRPO models across template versions. Base models predominantly fail due to missing closing tags and truncation, while GRPO achieves near-perfect compliance, with rare errors being edge cases (empty answers, extra text).

Aspect	Both Pass	Both Fail	LLM✓ Human×	LLM× Human✓	Agr.	κ
Plan-Reason	388	83	18	11	94.2%	0.81
Evidence Ground.	380	80	23	17	92.0%	0.75
Answer Deriv.	400	80	10	10	96.0%	0.86
Gold Doc Citation	370	80	30	20	90.0%	0.70
Overall	385	80	20	15	93.0%	0.78

Table 13: Human validation on 500 MuSiQue samples: confusion matrix counts, observed agreement, and Cohen’s Kappa (κ).

LLM judge (Algorithm 1). We measure inter-annotator reliability using Cohen’s Kappa [Artstein, 2017]:

$$\kappa = \frac{p_o - p_e}{1 - p_e}, \quad (8)$$

where $p_o = (a + d)/n$ is the observed agreement and $p_e = [(a+b)(a+c) + (c+d)(b+d)]/n^2$ is the expected agreement by chance. Here a denotes both-pass cases, d denotes both-fail cases, b (LLM pass, human fail) and c (LLM fail, human pass) are disagreements, and $n=500$ is the total sample size. Table 13 presents the detailed per-aspect results. The results demonstrate consistently high agreement across all four as-

pects, with the overall faithfulness achieving **93.0% agreement** and $\kappa = 0.78$ between automatic and human evaluation, indicating substantial agreement [Zheng *et al.*, 2023; Bavaresco *et al.*, 2024]. Answer Derivation shows the highest agreement ($\kappa = 0.86$), as the correctness of final answers is relatively unambiguous. Gold Document Citation has lower agreement ($\kappa = 0.70$), reflecting occasional ambiguity in determining whether cited documents are strictly necessary. Disagreements (20–50 cases per aspect) primarily occurred in edge cases involving implicit reasoning or borderline evidence usage. This strong alignment confirms that our LLM-based faithfulness metric serves as a reliable and scalable proxy for human judgment.