

BicKD: Bilateral Contrastive Knowledge Distillation

Jiangnan Zhu, Yukai Xu, Li Xiong, Yixuan Liu, Junxu Liu, Hong kyu Lee, Yujie Gu

Abstract—Knowledge distillation (KD) is a machine learning framework that transfers knowledge from a teacher model to a student model. The vanilla KD proposed by Hinton et al. has been the dominant approach in logit-based distillation and demonstrates compelling performance. However, it only performs sample-wise probability alignment between teacher and student’s predictions, lacking an mechanism for class-wise comparison. Besides, vanilla KD imposes no structural constraint on the probability space. In this work, we propose a simple yet effective methodology, bilateral contrastive knowledge distillation (BicKD). This approach introduces a novel bilateral contrastive loss, which intensifies the orthogonality among different class generalization spaces while preserving consistency within the same class. The bilateral formulation enables explicit comparison of both sample-wise and class-wise prediction patterns between teacher and student. By emphasizing probabilistic orthogonality, BicKD further regularizes the geometric structure of the predictive distribution. Extensive experiments show that our BicKD method enhances knowledge transfer, and consistently outperforms state-of-the-art knowledge distillation techniques across various model architectures and benchmarks.

Index Terms—Knowledge distillation, Bilateral, Contrastive learning, Orthogonality

I. INTRODUCTION

Nowadays deep neural networks (DNNs) have achieved significant advancements in real-world applications, such as computer vision [1], [2], natural language processing [3], [4], and speech recognition [5], [6], etc. Large DNN models trained on vast datasets often perform better but incur high storage and computational costs, making it difficult to be deployed on portable devices.

Knowledge distillation (KD) [7] is a machine learning framework used to transfer knowledge from a large high-performing teacher model to a simpler efficient student model. The distillation process aims to train student model to mimic teacher’s predictions using a transfer dataset. It enables student model to achieve performance comparable to teacher model while using fewer resources.

However, most existing approaches lack mechanisms for effective comparison across different classes. For instance,

J. Zhu, Y. Xu and Y. Gu are with Kyushu University, Fukuoka, Japan. L. Xiong and H. Lee are with Emory University, Atlanta, USA. Y. Liu is with Beijing University of Technology, Beijing, China. J. Liu is with The Hong Kong Polytechnic University, Hong Kong.

J. Zhu and Y. Xu contributed equally to this work. J. Zhu was supported in part by the WISE program (MEXT) at Kyushu University in this work. (email: zhu.jiangnan.584@s.kyushu-u.ac.jp)

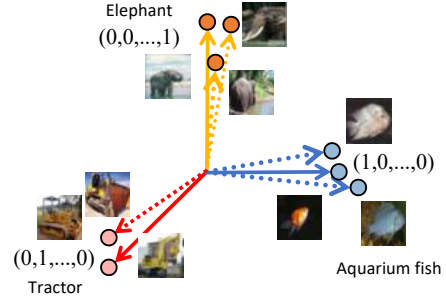


Fig. 1: Class-wise orthogonality in probability space. Ideally, the mean vectors of different classes are orthogonal, and sample-wise predictions are distributed close to the mean vector of each class.

the vanilla KD [7] only aligns teacher and student’s outputs of corresponding classes, which make it fails to fully exploit the knowledge cross different classes. In addition, prior methods rarely impose structural constraints on the geometry of the probability space. In the ideal case, the predicted probability distributions of different classes are approximately orthogonal (see Figure 1). This geometric property implies that different classes occupy well-separated directions in the probability space. Orthogonality-based constraints have been studied in DNN learning to improve training stability and reduce feature redundancy among learned representations [8]. Motivated by this observation, we introduce an orthogonality-based constraint into knowledge distillation. This constraint aims to regularize the geometric structure of the probability space and promote clearer separation among class predictions. Importantly, the orthogonality enforced here does not simply push the student toward sharper or overly confident outputs. It is designed to mimic the geometric structure learned by the teacher, serving as a teacher-guided structural bias in the distillation process.

To that end, in this paper, we introduce a new effective knowledge distillation method, termed *Bilateral Contrastive Knowledge Distillation* (BicKD), to promote knowledge distillation through orthogonality-driven regularization while introducing an explicit cross-class comparison mechanism.

Specifically, BicKD introduces bilateral contrast from two aspects: (1) Sample-wise contrast, which strives to enhance

TABLE I: Summary on related knowledge distillation methods

Method	FitNets	KD	VID	SP	CRD	DIST	MLD	RLD	WTTM	WKD-L	BicKD
feature/logits-based	feature	logits	feature	feature	feature	logits	logits	logits	logits	logits	logits
reference	[9]	[7]	[10]	[11]	[12]	[13]	[14]	[15]	[16]	[17]	This work

the *orthogonality* between teacher’s prediction on one sample and student’s prediction on another sample with a different label, and in the meanwhile preserve the relations between those predictions on identical samples; (2) Class-wise contrast, which aims to amplify the *orthogonality* between teacher and student’s predictions on distinct classes and to minimize the divergence between their predictions on the same class (see Figure 2). By emphasizing orthogonality, BicKD promotes the geometric distinction among different classes in the probability space. By introducing class-wise contrast, BicKD explicitly models the relationship among cross-class prediction patterns, leading to better separation among class predictions. This bilateral contrast constitutes the foundation of our proposed BicKD method. Extensive experiments show that BicKD outperforms existing state-of-the-art knowledge distillation methods across a variety of model architectures and datasets.

In summary, the contributions of this paper are as below.

- We propose a simple yet effective logits-based BicKD framework by introducing a bilateral contrastive loss that contrasts teacher and student’s predictions both sample-wise and class-wise. This approach amplifies the orthogonality among distinct classes and retains the consistency within identical classes, providing an explicit cross-class comparison mechanism and guiding the distillation process through geometric structural regularization, thus improving overall distillation performance.
- We conduct comprehensive experiments that show the proposed BicKD method outperforms state-of-the-art knowledge distillation baselines across a variety of models and benchmarks. In addition, ablation studies verify the effectiveness of individual components in BicKD and show its superiority under non-standard data scenarios.

The remainder of this paper is organized as follows. Section II reviews related work on KD. Section III presents the preliminaries. Section IV describes the proposed method. Section V presents the experimental results and comparisons with existing methods, and Section VI further provides ablation studies. Finally, Section VII concludes the paper.

II. RELATED WORK

A. Knowledge Distillation

Existing KD methods can be roughly categorized into two types: logits-based and feature-based [18]. Logits-based methods typically align student and teacher model’s logits,

which are easy to implement and can be done in a black-box setting where the internal structures of teacher models are unknown. In contrast, feature-based methods aim to minimize the divergence on the intermediate feature representations between teacher and student models in higher-dimensional spaces, which requires the internal structures of teacher model and enables student to learn more nuanced knowledge from teacher in a white-box setting. However, it increases memory/computation costs and the risk of overfitting. Some related KD methods are listed in Table I.

1) *Logits-based KD*: Vanilla KD, introduced in the seminal work [7], is a commonly-used logits-based method. It aligns teacher’s and student’s logits/predictions by minimizing their Kullback-Leibler (KL) divergence per sample. Later [13] proposed DIST that aims to preserve relations using a correlation-based metric to improve distillation performance when teacher and student have a large discrepancy. [14] proposed a multi-level logits distillation method by preserving the similarities from the teacher to student model on sample, batch, and class levels. [19] employed an intra-class logits smoothing technique to reduce overconfidence prediction by the teacher model before distillation. [20] trained an additional adapter module connecting the shallow and deep layers of teacher model to soften labels and narrow the gap between teacher and student. RLD [15] dynamically refined teacher logits to eliminate misleading information of teacher while preserving class correlations. WKD-L [17] performed cross-category comparison of probabilities based on discrete Wasserstein distance to leverage interrelations among categories. WTTM [16] used an inherent Renyi entropy term and a sample-adaptive weighting coefficient to improve generalization and better match teacher’s probability distribution.

2) *Feature-based KD*: The first feature-based method FitNets [9] aimed to minimize the discrepancy between the middle layers’ parameters of teacher and student models. Following this, VID [10] introduced to transfer knowledge by maximizing the mutual information between teacher and student’s feature representations using the variational information maximization technique. SP [11] encourages student model to mimic teacher’s feature similarities. In addition, [21]–[23] used distinct loss functions for maintaining the relations between teacher and student’s feature representations in distillation. [24], [25] proposed a hierarchical self-supervision augmented method to learn more meaningful representations in distillation. [26] used two meta learning networks to extract and

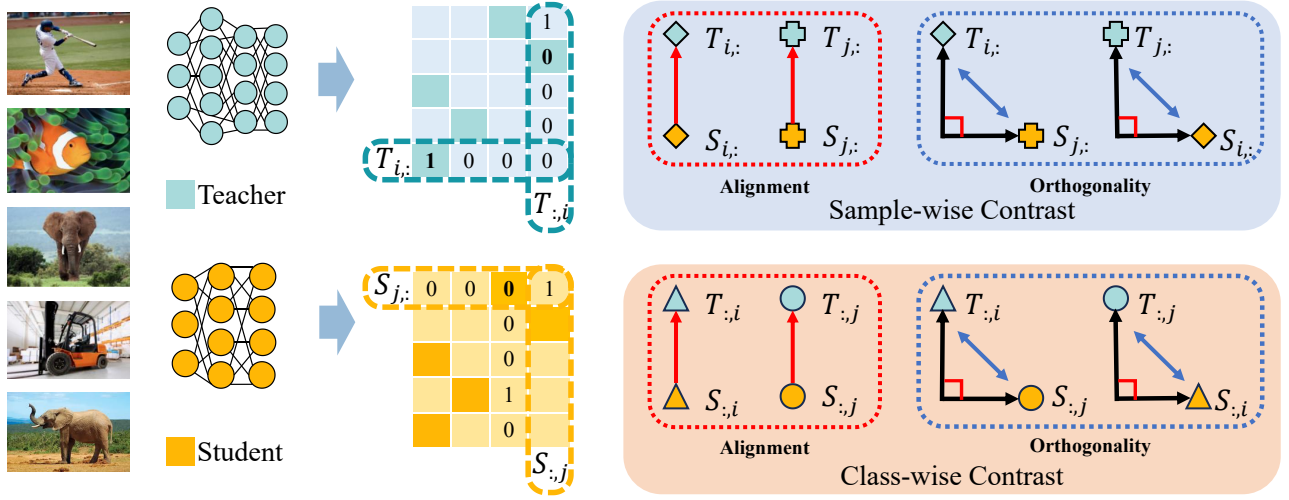


Fig. 2: Bilateral contrast used in BicKD. The sample-wise contrast loss is defined to align the same sample/row of teacher and student, and amplify the orthogonality between samples/rows in distinct classes. The class-wise contrast loss is defined to align the same class/column and amplify the orthogonality between different classes/columns of teacher and student models.

predict teacher's behavior from the hidden feature maps. [27] aimed to identify foreground pixels and critical feature channels and capture long-range pixel relationships from teacher models.

B. Contrastive Learning

Contrastive learning is a type of technique that aligns the feature representations of similar samples while amplifying the disparity between dissimilar samples, see e.g. [28]. In the context of knowledge distillation, CRD [12] introduced contrastive representation distillation in the way that aligning student and teacher's feature representations on identical samples while amplifying the disparity of feature representations on randomly-sampled pairs with different labels. However, this method results in additional memory allocation to store feature representations and imposes an increased computational burden due to sampling and contrasting across multiple pairs.

The proposed BicKD also adopts a contrastive learning paradigm. In contrast to CRD which performs contrastive alignment in the high-dimensional feature space, BicKD performs contrastive alignment on the logits in a much lower-dimensional space. This design eliminates the need for additional memory buffer and the extra pair-sampling cost required by CRD, resulting in a lightweight and effective manner during the distillation process. In addition, CRD performs contrastive learning primarily at sample-wise, where the optimization is defined on individual sample pairs. BicKD further introduces class-wise contrast that captures the geometric structure of sample predictions in the probability space, enabling the model to leverage inter-class differences more effectively.

III. PRELIMINARIES

Let B and C denote the batch size and the number of classes, respectively. In a neural network, denote the output logits as $\mathbf{F} \in \mathbb{R}^{B \times C}$ and the predictions as $\mathbf{P} \in \mathbb{R}^{B \times C}$ which is generated by the *softmax* of logits \mathbf{F} with a temperature factor τ , i.e.

$$\mathbf{P}_{i,j} := \frac{e^{\mathbf{F}_{i,j}/\tau}}{\sum_{k=1}^C e^{\mathbf{F}_{i,k}/\tau}}. \quad (1)$$

Let $\mathbf{S} \in \mathbb{R}^{B \times C}$ and $\mathbf{T} \in \mathbb{R}^{B \times C}$ denote the predictions of the teacher and student models, respectively.

The vanilla KD [7] aims to align the predictions of student and teacher models via Kullback-Leibler divergence based loss $\mathcal{L}_{KL} := \frac{1}{B} \sum_{i=1}^B KL(\mathbf{S}_{i,:}, \mathbf{T}_{i,:})$, together with the ground-truth labels based supervised learning $\mathcal{L}_{CE} := \frac{1}{B} \sum_{i=1}^B CE(\mathbf{S}_{i,:}, y_i)$, where CE refers to the cross-entropy function and y_i is the ground truth label of the i -th sample. The vanilla KD loss combines KL and CE , i.e.,

$$\mathcal{L}_{train}^{KD} := \lambda \mathcal{L}_{CE} + (1 - \lambda) \mathcal{L}_{KL} \quad (2)$$

where $\lambda \in [0, 1]$ is a weight for balancing the two parts.

IV. THE PROPOSED METHOD

This section presents the proposed bilateral contrastive knowledge distillation (BicKD) framework (see Figure 2).

A. Orthogonality in Knowledge Distillation

Ideally, the prediction of a sample (row) is expected to be one-hot, meaning only one class in the prediction is marked as 1 while the others are 0 (see Figure 1). Accordingly, the

predictions of any two samples in distinct classes are expected to be *orthogonal*, i.e., their inner product is 0. It is worth noting that this orthogonality is expected to hold for all distinct classes. That is, the inner products of the predictions on any two different classes (columns) are supposed to be 0.

In fact, a DNN's prediction for a specific sample can be viewed as a probability distribution vector. During knowledge distillation, our intuition is to reduce the geometric discrepancy between student's and teacher's predictions in the probability simplex. A well-trained teacher model is expected to achieve high accuracy on the training data and to produce low-entropy, near-vertex outputs, which provide a meaningful geometric reference for student. By encouraging orthogonality with respect to teacher's predictive structure, student is guided toward a similar class-separating geometry, thereby facilitating teacher's inter-class structural knowledge transfer. BicKD realizes this objective by bilaterally amplifying orthogonality among distinct classes during distillation, promoting clearer separation of class probability directions while preserving consistency within the same class.

To measure the orthogonality in distillation, we employ the cosine distance $\mathbb{D} : \mathbb{R}^n \times \mathbb{R}^n \rightarrow \mathbb{R}^+$ define as

$$\mathbb{D}(\mathbf{u}, \mathbf{v}) := 1 - \frac{\mathbf{u}^\top \mathbf{v}}{\|\mathbf{u}\|_2 \|\mathbf{v}\|_2}. \quad (3)$$

Since the prediction vectors \mathbf{u}, \mathbf{v} both lie in the probability simplex, their inner product satisfies $\mathbf{u}^\top \mathbf{v} \geq 0$ and their cosine similarity $\cos(\mathbf{u}, \mathbf{v}) = \frac{\mathbf{u}^\top \mathbf{v}}{\|\mathbf{u}\|_2 \|\mathbf{v}\|_2} \in [0, 1]$. Therefore, the cosine distance $\mathbb{D}(\mathbf{u}, \mathbf{v}) = 1 - \cos(\mathbf{u}, \mathbf{v}) \in [0, 1]$. When $\mathbb{D}(\mathbf{u}, \mathbf{v}) = 1$, the inner product of \mathbf{u} and \mathbf{v} is 0, which means two vectors are orthogonal. By maximizing this distance, orthogonality is amplified. Using cosine distance rather than cosine similarity more directly reflects our objective of encouraging orthogonality (i.e., dissimilarity), while also maintaining consistency with other distance-based terms in the objective function.

B. Sample-wise Contrastive Loss

The sample-wise contrast exploits geometric structure to guide student's predictive direction at the individual sample level. By emphasizing orthogonality, predictions from different classes are pushed further apart, while those belonging to the same class are pulled closer, resulting in a more discriminative probability geometry. Sample-wise alignment further ensures the correctness of individual predictions during distillation.

1) *Sample-wise Orthogonality*: The sample-wise orthogonality is specifically for samples with different labels. For each batch \mathcal{B} , denote the index set of sample pairs with distinct ground truth labels as

$$\Delta_{\mathcal{B}} := \{(i, j) \mid i, j \in \mathcal{B}, y_i \neq y_j\}. \quad (4)$$

Consider a sample pair with index $(i, j) \in \Delta_{\mathcal{B}}$. In the distillation process, BicKD aims to make the student's prediction

$\mathbf{S}_{i,:}$ on sample i orthogonal to the teacher's prediction $\mathbf{T}_{j,:}$ on sample j . In other words, the distance $\mathbb{D}(\mathbf{S}_{i,:}, \mathbf{T}_{j,:})$ is expected to be as large as possible. Accordingly, the sample-wise orthogonality amplification (SOA) loss is defined as

$$\mathcal{L}_{soa} := -\frac{1}{|\Delta_{\mathcal{B}}|} \sum_{(i,j) \in \Delta_{\mathcal{B}}} \mathbb{D}(\mathbf{S}_{i,:}, \mathbf{T}_{j,:}). \quad (5)$$

2) *Sample-wise Alignment*: To amplify orthogonality and enhance distillation, alignment is applied for the contrastive strategy. Following vanilla KD [7], we adopt Kullback-Leibler divergence based loss \mathcal{L}_{KL} for sample-wise alignment.

C. Class-wise Contrastive Loss

As discussed in Section I, vanilla KD only employs *unilateral* sample-wise alignment, yet it lacks an inter-class comparison mechanism, and therefore does not fully capture the structural relationships among different classes reflected in teacher's output probabilities.

The sample-wise contrastive loss (Section IV-B) only performs contrast within samples in the current batch. To further capture class-level structure, we introduce class-wise relational constraints at a complementary granularity, which enables further cross-class comparison and promotes more faithful transfer of teacher's probability geometry.

1) *Class-wise Orthogonality*: In each batch, the column $\mathbf{T}_{:,k}$ represents teacher's predictions for class k , and the column $\mathbf{S}_{:,j}$ indicates student's confidence in class j . For different classes $j \neq k$, the cosine distance between $\mathbf{S}_{:,j}$ and $\mathbf{T}_{:,k}$ is expected to be as large as possible. In other words, $\mathbf{S}_{:,j}$ and $\mathbf{T}_{:,k}$ is expected to be orthogonal. Thus the class-wise orthogonality amplification (COA) loss is formulated as

$$\mathcal{L}_{coa} := -\frac{1}{C(C-1)} \sum_{j \neq k} \mathbb{D}(\mathbf{S}_{:,j}, \mathbf{T}_{:,k}). \quad (6)$$

By leveraging class-wise orthogonality amplification, the student is able to learn teacher's inter-class structural knowledge, thereby enhancing its generalization capability.

2) *Class-wise Alignment*: We exploit a L_1 -distance based class-wise alignment to narrow the discrepancies between teacher and student's predictions on identical classes. Accordingly the class-wise alignment (CA) loss is

$$\mathcal{L}_{ca} := \frac{1}{C} \sum_{j=1}^C L_1(\mathbf{S}_{:,j}, \mathbf{T}_{:,j})$$

where $L_1(\cdot, \cdot)$ is the standard L_1 distance.

D. Bilateral Contrastive Knowledge Distillation

Combining the alignment and orthogonality amplification, the sample-wise contrastive loss (SC) is

$$\mathcal{L}_{SC} := \mathcal{L}_{soa} + \mathcal{L}_{KL}, \quad (7)$$

Algorithm 1: The proposed BicKD

Input: Dataset \mathbf{X} , student model S and its parameters θ , teacher model T , label Y , hyperparameters α , β , γ , and the initial learning rate η_0 .

Initialization: Initialize student model S , index $t = 0$.

Repeat

- 1: Input a batch of \mathbf{X} to teacher and student models, output their predictions \mathbf{T}, \mathbf{S}
- 2: Calculate cross-entropy loss \mathcal{L}_{CE}
- 3: Calculate sample-wise contrastive loss via Eq. (7)
- 4: Calculate class-wise contrastive loss via Eq. (8)
- 5: Build BicKD total training loss via Eq. (9)
- 6: Update η_t and train student model S by

$$\theta_{t+1} \leftarrow \theta_t - \eta_t \times \frac{\partial \mathcal{L}_{train}}{\partial \theta_t}.$$

Until Converge

Return the student model S

and the class-wise contrastive loss (CC) is

$$\mathcal{L}_{CC} := \mathcal{L}_{coa} + \mathcal{L}_{ca}. \quad (8)$$

In the distillation, BicKD exploits an integration of the ground truth labels \mathcal{L}_{CE} , sample-wise contrast \mathcal{L}_{SC} and class-wise contrast \mathcal{L}_{CC} to achieve bilateral contrast from teacher to student models. The overall BicKD training loss is

$$\mathcal{L}_{train} := \alpha \mathcal{L}_{CE} + \beta \mathcal{L}_{SC} + \gamma \mathcal{L}_{CC} \quad (9)$$

where α , β and γ are positive parameters balancing the three aspects (see also Algorithm 1).

In summary, the proposed BicKD provides the following advantages:

- **Simplicity.** BicKD only requires logits from teacher and student models, without the need for feature representations or data augmentations, making it simple, cost-effective, and easy to implement.
- **Comprehensiveness.** BicKD contrasts not only sample-wise but also class-wise. By amplifying the orthogonality among different classes, BicKD enables student model to learn teacher’s geometric structure in probability space in terms of cross-class comparison, resulting in more effective and discriminative knowledge transfer.

V. EXPERIMENTS

A. Experiment Settings

Datasets. We conduct image classification tasks using two typical datasets: 1) CIFAR-100 [30] consist of 50K RGB training images and 10K testing images across 100 classes, respectively, with a resolution of 32×32 . 2) Tiny-ImageNet [31] encompass 50K RGB training images and 5K testing images across 200 classes, each sized 64×64 pixels.

Models. We evaluate the performances of KD methods on different architectures, including VGG [32], ResNet [33], Wide ResNet [34], ResNeXT [35], ShuffleNetV2 [36], and MobileNet [37].

Implementation. To ensure equitable comparisons, we follow the pre-trained models and training settings as described in [12]. We implement the BicKD loss Eq. (9), determining the optimal hyperparameters by conducting a grid search: $\alpha = 1$, $\beta = 2$, $\gamma = 2$, within the ranges of α from 0.5 to 2, β from 1 to 2, and γ from 1 to 2. For the vanilla KD loss Eq. (2), we adopt $\lambda = 0.1$ as recommended by [7].

We implement experiments with a batch size 256 and the total epoch number 240. We apply stochastic gradient descent with Nesterov momentum of 0.9 and weight decay of 0.0005 as the optimizer. The initial learning rate is 0.01 for ShuffleNet and MobileNet, and 0.05 for other models. The learning rate is decayed by a factor of 0.1 at epoch 150, 180, 210. The temperature parameter τ used in KL divergence is set to be 4.

The hardware used in our experiments includes two PCs with GeForce RTX 4090 GPU and Intel(R) Core(TM) i9-10900X CPU @ 3.70GHz CPU.

Baselines. We compare BicKD with existing baselines illustrated in Table I. To ensure consistency and reduce variability, the accuracies reported in this paper are the average results from three repeated experiments.

Pre-trained Models. The teacher models are pre-trained on a complete CIFAR-100 or Tiny-ImageNet dataset using only the ground truth labels.

B. Image Classification on CIFAR-100

We perform experiments on standard CIFAR-100 dataset to evaluate the effectiveness of BicKD and other baseline methods using five distinct distillation pairs, including both homogeneous and heterogeneous settings. The top-1 and top-5 validation accuracy (%) comparison results of BicKD and other distillation approaches are reported in Table II. It is readily seen that our BicKD method surpasses other baseline methods, showing its effectiveness to capture class-wise differences in generalization and strengthen student model’s overall discriminative capacity. In particular, when teacher is ResNet-110, the student WRN-16-2 distilled by BicKD (75.15%) surpasses teacher model (74.37%) and state-of-the-art baselines, showing the superiority of BicKD. Under the same training protocol, BicKD achieves a stable average improvement 1.28% over the baseline methods, with gains reaching up to 1.77% in certain settings. These improvements indicate that explicitly modeling probability-space geometry and cross-class relationships plays an effective role in enhancing distillation performance.

We further conduct statistical significance test comparing the accuracy of vanilla KD and BicKD. As a result, BicKD significantly enhances student model’s accuracy over vanilla

TABLE II: Accuracy (%) of BicKD and baselines on CIFAR-100.

Teacher	ResNet-56		WRN-40-2		ResNet-110		VGG13		ShuffleNetV2	
Student	ResNet-20		WRN-16-1		WRN-16-2		ResNet-20		ResNet-14	
Teacher	72.42		75.59		74.37		74.64		72.80	
Student	69.06		66.74		73.26		69.06		66.41	
	top-1	top-5	top-1	top-5	top-1	top-5	top-1	top-5	top-1	top-5
KD [7]	70.43	92.34	66.86	90.78	73.88	93.57	69.72	91.70	66.49	90.35
VID [10]	69.40	91.93	66.92	90.54	72.04	92.62	69.73	91.80	65.83	90.06
FitNets [9]	67.93	91.04	66.82	90.80	69.63	91.32	69.31	91.70	65.04	89.65
RKD [29]	68.64	91.52	66.01	90.06	71.21	92.30	69.01	91.46	65.10	89.86
SP [11]	69.16	91.92	66.76	90.82	71.39	92.15	68.67	91.82	65.63	90.17
CRD [12]	69.91	92.05	67.64	91.19	72.59	92.82	69.78	91.95	66.22	90.38
DIST [13]	69.40	91.42	67.55	90.61	70.92	91.95	69.97	91.98	66.82	90.06
MLD [14]	70.33	92.19	67.71	90.90	74.23	93.69	69.83	91.60	67.13	90.58
RLD [15]	69.50	92.29	66.62	91.06	73.16	93.43	69.48	91.99	65.28	90.70
WKD-L [17]	70.29	92.34	67.47	91.12	73.21	93.14	69.66	91.54	67.11	91.08
WTTM [16]	70.93	92.48	67.46	90.99	73.94	93.59	69.14	91.50	67.17	90.88
BicKD	71.85	92.61	68.63	91.16	75.15	93.68	70.47	91.58	68.76	90.80

KD, yielding an average p-value of 0.03736, which is below the significance threshold of 0.05.

C. Image Classification on Tiny-ImageNet

To further examine the scalability of the proposed BicKD on higher-resolution datasets, we conduct experiments on the Tiny-ImageNet dataset. We report the Top-1 accuracy of student models under three different distillation pairs: ResNet-50 \rightarrow WRN-40-1, ResNet-32x4 \rightarrow WRN-16-2 and WRN-40-2 \rightarrow ResNet-8.

As shown in Table III, our BicKD method consistently achieves the highest Top-1 accuracy across all three distillation pairs. The student ResNet-8 distilled by BicKD (65.28%) also performs better than teacher model WRN-40-2 (62.84%), showing the strong transfer capability of BicKD. Besides, BicKD indicates stable improvements over competitive baselines, with an average gain of 0.49% on Tiny-ImageNet. This shows that learning geometric structure and modeling cross-class relationships in BicKD are effective, leading to stable performance improvements.

In addition, a statistical significance test shows that, compared to vanilla KD, BicKD significantly improves the student model's accuracy with an average p-value of 0.03733, below the significance threshold of 0.05.

D. Discussion

According to the experimental results in Tables II and III, BicKD shows a consistent performance advantage under diverse teacher-student configurations. The gains are observed across architectures and become more pronounced under large structural gaps, such as ShuffleNetV2 \rightarrow ResNet-14 and WRN-40-2 \rightarrow ResNet-8. This implies that BicKD learns the geometric structure of teacher's probability space rather than merely

TABLE III: Accuracy (%) of BicKD and baselines on Tiny-ImageNet

Teacher Student	ResNet-50 WRN-40-1	ResNet-32x4 WRN-16-2	WRN-40-2 ResNet-8
Teacher	69.09	63.32	62.84
Student	54.64	58.00	60.45
KD [7]	56.20	58.07	63.07
VID [10]	56.48	57.58	62.25
FitNets [9]	55.90	57.33	60.40
RKD [29]	56.28	57.67	61.47
SP [11]	55.38	58.58	64.04
CRD [12]	58.37	59.83	64.80
DIST [13]	57.57	59.40	63.00
MLD [14]	56.36	59.16	63.34
RLD [15]	57.50	58.72	63.63
WKD-L [17]	56.54	58.80	64.26
WTTM [16]	57.25	59.80	64.76
BicKD	58.77	60.41	65.28

mimicking prediction outputs. These results also show the effectiveness of both sample-wise and class-wise contrast mechanisms in facilitating structured knowledge transfer.

VI. ABLATION STUDIES

A. Unilateral Contrast

To verify the effectiveness of bilateral contrast in BicKD, we assess the performance of sample-wise or class-wise contrastive distillation alone, denoted as SC and CC respectively. Table IV illustrates the experimental results of top-1 accuracy on CIFAR-100. It is observed that each individual SC or CC contrast strategy outperforms vanilla KD. BicKD further improves performance by jointly integrating the two components.

B. Unilateral Orthogonality Amplification

To verify the effectiveness of orthogonality amplification, we conduct experiments to assess the performance of indi-

TABLE IV: Ablation study of sample-wise and class-wise contrast on CIFAR-100.

Teacher→Student	ResNet-50→ResNet-8		ShuffleNetV2→ResNet-8	
	top-1	top-5	top-1	top-5
KD [7]	58.26	86.24	57.64	85.42
SC	61.07	87.38	61.27	87.21
CC	61.37	86.35	61.63	86.56
BicKD	62.18	87.55	62.35	87.67

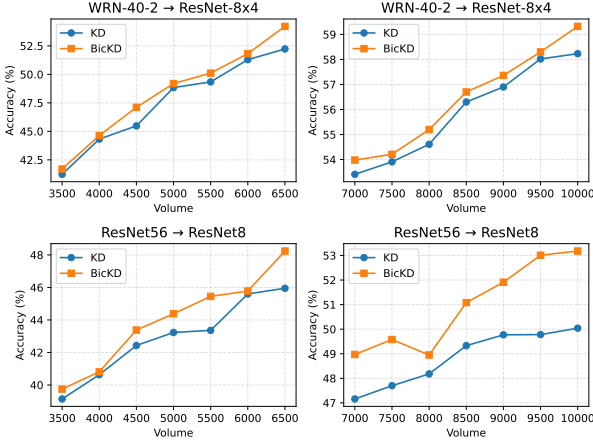


Fig. 3: Accuracy (%) of BicKD and Vanilla KD on CIFAR-100-FS with varying data volumes.

vidually sample-wise or class-wise orthogonality amplified, denoted as OA(S) and OA(C) respectively. Table V illustrates the experimental top-1 and top-5 accuracy on CIFAR-100. The results show that amplifying the orthogonality on any single aspect can surpass vanilla KD. Further, BicKD boosts the performance by combining the two aspects together.

TABLE V: Ablation study of sample-wise or class-wise orthogonality amplification on CIFAR-100.

Method	ResNet-50 → ResNet-8		WRN-40-2 → ResNet-14	
	top-1	top-5	top-1	top-5
KD [7]	58.26	86.24	66.44	90.61
OA(S)	59.78	86.80	67.08	90.72
OA(C)	59.47	86.40	66.97	90.73
BicKD	62.18	87.55	68.79	91.22

C. BicKD on Few-Shot Dataset

We conduct experiments on an extreme few-shot dataset – CIFAR-100-FS, which contains very few images for each class. Following [38], we randomly select between 35 and 100 samples for each class from the CIFAR-100 dataset, resulting in a transfer dataset ranging from 3500 to 10000, with a step size of 500. We evaluate the performance of BicKD and vanilla

KD using two teacher and student model pairs: WRN-40-2 → ResNet-8x4 and ResNet-56 → ResNet-8.

As shown in Figure 3, BicKD consistently outperforms vanilla KD across all dataset volumes. For instance, when ResNet-56 → ResNet-8 and volume 7000, BicKD achieves an accuracy of 48.97% while vanilla KD is only 47.16%. Notably, as the dataset volume decreases, the performance gap between BicKD and vanilla KD remains significant, which indicates BicKD’s superiority in few-shot learning scenarios.

D. BicKD on Long-tailed Dataset

Table VI presents the empirical results of BicKD and vanilla KD on a long-tailed dataset CIFAR-100-LT [39] sampled from CIFAR-100 with an imbalance factor $\rho = 10, 100$, using two different teacher and student model pairs: (ResNet-50→ResNet-8) and (WRN-40-2 → MobileNetV2).

TABLE VI: Ablation study of sample-wise and class-wise contrast on CIFAR-100-LT.

Method	ResNet-50 → ResNet-8			WRN-40-2 → MobileNetV2		
	*	$\rho = 10$	$\rho = 100$	*	$\rho = 10$	$\rho = 100$
KD [7]	58.26	46.23	32.39	61.35	43.74	28.17
BicKD	62.18	50.50	36.32	63.47	44.97	30.92

Moreover, we evaluate the improvement of BicKD on minority classes with very few samples in CIFAR-100-LT.

TABLE VII: Accuracy (%) on 10 minority classes with least number of samples in ResNet-50 → ShuffleNetV2 on CIFAR-100-LT with $\rho = 100$.

Minority classes in CIFAR-100-LT with $\rho = 100$										
Num. of samp.	5	5	5	5	6	6	6	6	7	7
KD [7]	4.0	1.0	5.0	8.0	10.0	29.0	5.0	6.0	15.0	13.0
BicKD	10.0	2.0	2.0	10.0	16.0	44.0	6.0	8.0	23.0	14.0

Table VII illustrates the accuracy of 10 least minority classes in ResNet-50 → ShuffleNetV2 on CIFAR-100-LT with $\rho = 100$. It is readily seen that BicKD improves the performance on almost every minority classes. In particular, BicKD doubles the accuracy on two classes with only 5 samples, and also brings consistent improvements for classes containing six or seven samples, indicating the significant advantage of BicKD. BicKD also enhances consistency among all classes, as indicated by the standard deviations: 27.39 for BicKD compared to 27.03 for vanilla KD on CIFAR-100-LT.

VII. CONCLUSION

This paper proposed a new method BicKD by introducing a bilateral contrast that amplifies orthogonality both sample-wise and class-wise. It introduces cross-class comparison

mechanisms that are absent in vanilla KD, and imposes orthogonality constraints to transfer the geometric structure in teacher's probability space. By emphasizing orthogonality, the student is encouraged to learn the geometric structure from teacher, which is shown in our experiments to be beneficial for knowledge distillation. The proposed bilateral contrast enables both sample-wise comparison and introduces cross-class knowledge, allowing the model to capture richer inter-class relationships. Extensive experiments show that our BicKD outperforms the state-of-the-art distillation methods on different datasets. Ablation analyses further confirm the contribution of each component and highlight the strong generalization capability of BicKD.

As future work, it is of interest to extend the orthogonality analysis to high-dimensional feature space, and to further explore the relationship between orthogonality and the simplex equiangular tight frame (ETF) structure in feature representations within the context of Neural Collapse [40].

REFERENCES

- [1] J. Deng, W. Dong, R. Socher, L.-J. Li, K. Li, and L. Fei-Fei, "Imagenet: A large-scale hierarchical image database," in *2009 IEEE conference on computer vision and pattern recognition*. Ieee, 2009, pp. 248–255.
- [2] J. Redmon and A. Farhadi, "Yolov3: An incremental improvement," *CoRR abs/1804.02767*, pp. 1–6, 2018.
- [3] J. D. M.-W. C. Kenton and L. K. Toutanova, "Bert: Pre-training of deep bidirectional transformers for language understanding," in *NAACL-HLT*, 2019, pp. 4171–4186.
- [4] T. Brown, B. Mann, N. Ryder, M. Subbiah, J. D. Kaplan, P. Dhariwal, A. Neelakantan, P. Shyam, G. Sastry, A. Askell *et al.*, "Language models are few-shot learners," in *NIPS*, 2020, pp. 1877–1901.
- [5] W. Chan, N. Jaitly, Q. Le, and O. Vinyals, "Listen, attend and spell: A neural network for large vocabulary conversational speech recognition," in *ICASSP*, 2016, pp. 4960–4964.
- [6] A. Baevski, Y. Zhou, A. Mohamed, and M. Auli, "wav2vec 2.0: A framework for self-supervised learning of speech representations," in *NIPS*, 2020, pp. 12 449–12 460.
- [7] G. Hinton, O. Vinyals, and J. Dean, "Distilling the knowledge in a neural network," in *NIPS Deep Learning and Representation Learning Workshop*, 2015, pp. 1–9.
- [8] T. Kim and S.-Y. Yun, "Revisiting orthogonality regularization: A study for convolutional neural networks in image classification," *IEEE Access*, vol. 10, pp. 69 741–69 749, 2022.
- [9] A. Romero, N. Ballas, S. E. Kahou, A. Chassang, C. Gatta, and Y. Bengio, "Fitnets: Hints for thin deep nets," in *ICLR*, 2015, pp. 1–13.
- [10] S. Ahn, S. X. Hu, A. Damianou, N. D. Lawrence, and Z. Dai, "Variational information distillation for knowledge transfer," in *CVPR*, 2019, pp. 9163–9171.
- [11] F. Tung and G. Mori, "Similarity-preserving knowledge distillation," in *ICCV*, 2019, pp. 1365–1374.
- [12] Y. Tian, D. Krishnan, and P. Isola, "Contrastive representation distillation," in *ICLR*, 2020, pp. 1–19.
- [13] T. Huang, S. You, F. Wang, C. Qian, and C. Xu, "Knowledge distillation from a stronger teacher," in *NIPS*, 2022, pp. 33 716–33 727.
- [14] Y. Jin, J. Wang, and D. Lin, "Multi-level logit distillation," in *CVPR*, 2023, pp. 24 276–24 285.
- [15] W. Sun, D. Chen, S. Lyu, G. Chen, C. Chen, and C. Wang, "Knowledge distillation with refined logits," in *Proceedings of the IEEE/CVF International Conference on Computer Vision*, 2025, pp. 1110–1119.
- [16] K. Zheng and E.-H. Yang, "Knowledge distillation based on transformed teacher matching," *arXiv preprint arXiv:2402.11148*, 2024.
- [17] J. Lv, H. Yang, and P. Li, "Wasserstein distance rivals kullback-leibler divergence for knowledge distillation," *ArXiv*, vol. abs/2412.08139, 2024. [Online]. Available: <https://api.semanticscholar.org/CorpusID:274638743>
- [18] S. Li, T. Su, X.-Y. Zhang, and Z. Wang, "Continual learning with knowledge distillation: A survey," *IEEE Transactions on Neural Networks and Learning Systems*, pp. 1–21, 2024.
- [19] C. Li, G. Cheng, and J. Han, "Boosting knowledge distillation via intra-class logit distribution smoothing," *IEEE Transactions on Circuits and Systems for Video Technology*, vol. 34, no. 6, pp. 4190–4201, 2024.
- [20] J. Rao, X. Meng, L. Ding, S. Qi, X. Liu, M. Zhang, and D. Tao, "Parameter-efficient and student-friendly knowledge distillation," *IEEE Transactions on Multimedia*, vol. 26, pp. 4230–4241, 2024.
- [21] S. Zagoruyko and N. Komodakis, "Paying more attention to attention: Improving the performance of convolutional neural networks via attention transfer," in *ICLR*, 2017, pp. 1–13.
- [22] B. Peng, X. Jin, J. Liu, D. Li, Y. Wu, Y. Liu, S. Zhou, and Z. Zhang, "Correlation congruence for knowledge distillation," in *ICCV*, 2019, pp. 5007–5016.
- [23] Z. Chen, X. Zheng, H. Shen, Z. Zeng, Y. Zhou, and R. Zhao, "Improving knowledge distillation via category structure," in *ECCV*, 2020, pp. 205–219.
- [24] C. Yang, Z. An, L. Cai, and Y. Xu, "Hierarchical self-supervised augmented knowledge distillation," in *IJCAI*, 2021, pp. 1217–1223.
- [25] —, "Knowledge distillation using hierarchical self-supervision augmented distribution," *IEEE Transactions on Neural Networks and Learning Systems*, vol. 35, no. 2, pp. 2094–2108, 2024.
- [26] S. Yang, L. Xu, M. Zhou, X. Yang, J. Yang, and Z. Huang, "Skill-transferring knowledge distillation method," *IEEE Transactions on Circuits and Systems for Video Technology*, vol. 33, no. 11, pp. 6487–6502, 2023.
- [27] L. Zhang and K. Ma, "Structured knowledge distillation for accurate and efficient object detection," *IEEE Transactions on Pattern Analysis and Machine Intelligence*, vol. 45, no. 12, pp. 15 706–15 724, 2023.
- [28] Y. Tian, D. Krishnan, and P. Isola, "Contrastive multiview coding," in *ECCV*, 2020, pp. 776–794.
- [29] W. Park, D. Kim, Y. Lu, and M. Cho, "Relational knowledge distillation," in *CVPR*, 2019, pp. 3967–3976.
- [30] A. Krizhevsky, G. Hinton *et al.*, "Learning multiple layers of features from tiny images," *Technical Report*, 2009.
- [31] Y. Le and X. Yang, "Tiny imagenet visual recognition challenge," *CS 231N*, vol. 7, no. 7, p. 3, 2015.
- [32] K. Simonyan and A. Zisserman, "Very deep convolutional networks for large-scale image recognition," in *ICLR*, 2015, pp. 1–14.
- [33] K. He, X. Zhang, S. Ren, and J. Sun, "Deep residual learning for image recognition," in *CVPR*, 2016, pp. 770–778.
- [34] S. Zagoruyko and N. Komodakis, "Wide residual networks," in *BMVC*, 2016, pp. 1–15.
- [35] S. Xie, R. Girshick, P. Dollar, Z. Tu, and K. He, "Aggregated residual transformations for deep neural networks," in *CVPR*, 2017, pp. 5987–5995.
- [36] N. Ma, X. Zhang, H.-T. Zheng, and J. Sun, "Shufflenet v2: Practical guidelines for efficient cnn architecture design," in *ECCV*, 2018, pp. 116–131.
- [37] M. Tan, B. Chen, R. Pang, V. Vasudevan, M. Sandler, A. Howard, and Q. V. Le, "Mnasnet: Platform-aware neural architecture search for mobile," in *CVPR*, 2019, pp. 2820–2828.
- [38] L. Bertinetto, J. F. Henriques, P. H. Torr, and A. Vedaldi, "Meta-learning with differentiable closed-form solvers," in *ICLR*, 2018, pp. 1–15.
- [39] A. Krizhevsky, G. Hinton *et al.*, "Learning multiple layers of features from tiny images," 2009.
- [40] V. Pappas, X. Han, and D. L. Donoho, "Prevalence of neural collapse during the terminal phase of deep learning training," *Proceedings of the National Academy of Sciences*, vol. 117, no. 40, pp. 24 652–24 663, 2020.