

MedBeads: An Agent-Native, Immutable Data Substrate for Trustworthy Medical AI

Takahito Nakajima^{1,2}

¹Diagnostic Imaging and Interventional Radiology, Institute of Medicine, University of Tsukuba

²Center for Cyber Medicine Research, University of Tsukuba

May 26, 2026

Abstract

Background: As of 2026, Large Language Models (LLMs) demonstrate expert-level performance on medical knowledge benchmarks. However, deploying these models as autonomous “Clinical Agents” in real-world healthcare settings remains fundamentally limited. Current Electronic Medical Records (EMRs) and interoperability standards like FHIR are designed for human review and administrative optimization. This creates a critical structural mismatch: AI agents receive fragmented, context-poor data that forces them to rely on probabilistic inference—such as Vector Retrieval-Augmented Generation (RAG)—to reconstruct patient history. This probabilistic approach is a root cause of “hallucinations” and renders post-hoc auditability nearly impossible.

Methods: We propose **MedBeads**, an agent-native data infrastructure that fundamentally redefines how medical records are structured, stored, and accessed. MedBeads represents clinical events as immutable “Beads”—nodes in a Merkle Directed Acyclic Graph (DAG)—that cryptographically reference their causal predecessors. This architecture enforces a “write-once, read-many” paradigm, making data tampering mathematically detectable. We implemented a prototype system consisting of a high-performance Core Engine in Go, a model-agnostic Python middleware for LLM integration, and a React-based clinical visualization interface.

Results: We successfully implemented the end-to-end workflow using synthetic patient data. The FHIR-to-DAG conversion transformed flat, reference-based resources into a causally-linked graph structure. The Context Retrieval algorithm, implemented via Breadth-First Search (BFS), traverses relevant patient subgraphs with $O(V + E)$ complexity where V and E denote the nodes and edges within the depth-limited subgraph—enabling efficient real-time clinical decision support. Tamper-evidence is guaranteed by design: any modification to a historical Bead breaks the cryptographic chain of its descendants. The graph visualization is designed to aid clinician understanding of AI reasoning through explicit causal links.

Conclusion: MedBeads addresses the fundamental “Context Mismatch” limiting Medical AI. By shifting from probabilistic search to deterministic graph traversal, and from mutable records to immutable chains, it provides the necessary substrate for “Trustworthy Medical AI.” The architecture enforces a clear separation of concerns: MedBeads guarantees *what* context the AI receives (deterministic, complete, tamper-evident), while the LLM determines *how* to interpret it. Furthermore, the structured Bead format serves as a token-efficient “AI-native language,” potentially reducing context consumption compared to verbose natural language records. We release MedBeads as open-source software to accelerate the development of agent-native data standards in healthcare.

Keywords: Medical AI, Merkle DAG, Immutable Data, Context-Aware AI, FHIR, Healthcare Interoperability, LLM Hallucination, Auditability, Token Efficiency, Agent-Native Infrastructure

1 Introduction

1.1 The Promise and Peril of Medical AI Agents

The year 2026 marks a pivotal moment in healthcare informatics. Large Language Models (LLMs) such as GPT-4, Gemini, and Claude have achieved—and in many cases surpassed—human expert performance on standardized medical licensing examinations (USMLE, JMLE) and clinical reasoning benchmarks. These models possess an encyclopedic knowledge of pathophysiology, pharmacology, and clinical guidelines that would take a human physician decades to accumulate.

Yet, a paradox emerges: despite this formidable knowledge, deploying LLMs as truly autonomous “Clinical Agents” remains fraught with risk. While recent initiatives like **AIPatient** [1] have demonstrated the potential of agentic workflows using Knowledge Graphs and RAG for medical training, deploying such systems in real-world clinical settings requires a level of robust grounding that current data infrastructures cannot provide. Reports of AI “hallucinations”—confident but factually incorrect statements—continue to surface, eroding clinician trust and raising serious patient safety concerns.

Why does knowledge alone fail to translate into reliable clinical action?

1.2 The “Context Mismatch” Problem

We propose that the core limitation is not the AI’s knowledge, but the **structure of the data it receives**. Current Electronic Medical Records (EMRs) and interoperability standards like HL7 FHIR [2] are designed with a singular purpose: to facilitate human review and administrative workflows. Data is organized into discrete “Resources” (Patients, Encounters, Observations, etc.) linked by mutable reference strings.

This design works well for human users who can mentally reconstruct context from fragmented information. However, for an AI agent, this structure presents critical challenges:

1. **Context is Implicit, Not Explicit:** When a physician reviews a chart, they subconsciously chain together “Lab result A was abnormal → Diagnosis B was made → Medication C was prescribed.” This causal chain is *inferred* from timestamps and narrative notes, not *encoded* in the data structure itself. An AI must guess this chain, introducing uncertainty.
2. **History is Mutable:** Traditional databases are optimized for the “Current State.” Historical data exists as supplementary audit logs that can, in principle, be altered or deleted. This makes it impossible to mathematically prove what an AI “saw” and “reasoned” at a specific point in time—a critical requirement for regulatory compliance and malpractice investigations.
3. **Retrieval is Probabilistic:** The dominant paradigm for providing LLMs with external knowledge is Vector RAG (Retrieval-Augmented Generation) [3]. RAG embeds documents into a high-dimensional vector space and retrieves semantically similar chunks. While powerful for general Q&A, this probabilistic approach is dangerous in medicine. A query for “chest pain” might retrieve “angina from 2020” and “rib fracture from yesterday” with similar relevance scores, leading the AI to confuse distinct clinical episodes.

We term this collection of issues the “**Context Mismatch**”: the fundamental incompatibility between how medical data is currently structured (for humans) and how AI agents need to consume it (with explicit causality and guaranteed integrity).

1.3 A Structural Solution: The Merkle DAG Paradigm

To resolve this mismatch, we turn to a proven technology from distributed systems: the **Merkle Directed Acyclic Graph (DAG)**. This data structure, which underpins systems like Git (for

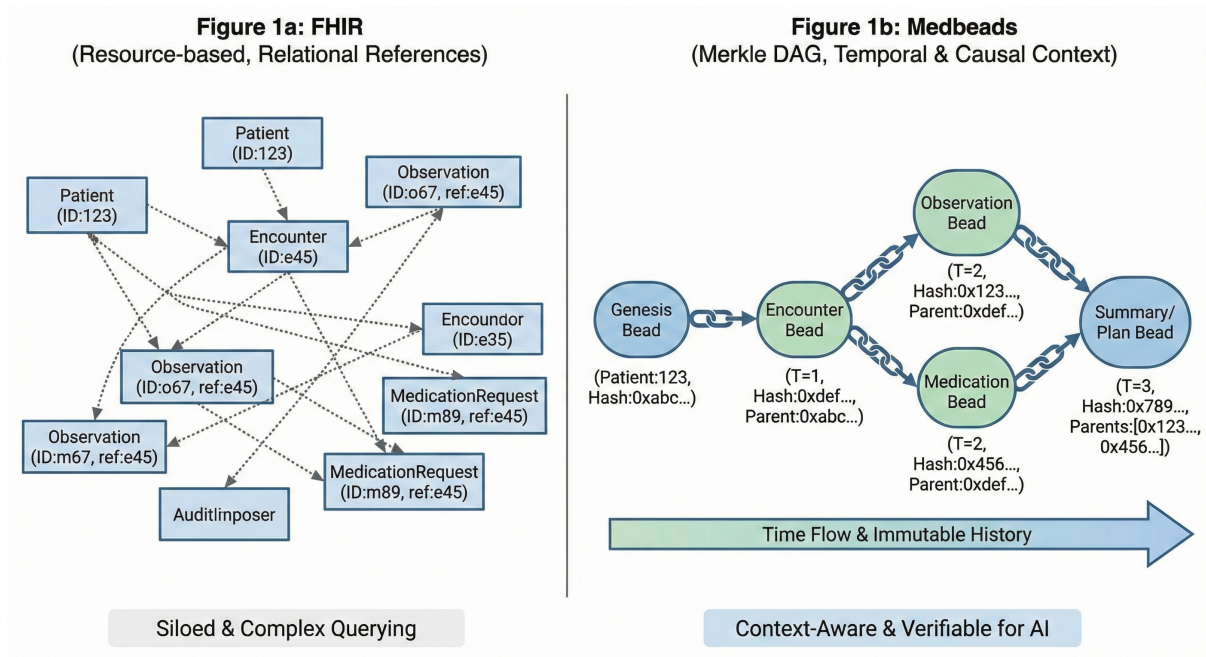


Figure 1: The Context Mismatch visualized. (Left) FHIR’s resource-based model with relational references requires complex querying and provides no inherent causality. (Right) MedBeads’ Merkle DAG model embeds temporal and causal context directly into the data structure, creating an immutable, AI-traversable history.

version control) and IPFS (for content-addressed storage), possesses three properties essential for trustworthy AI:

1. **Cryptographic Immutability:** Each node (a “Bead” in our terminology) is identified by the SHA-256 hash of its content. As explored by **Zhu et al.** [4] and in the **HealthLink** system [5], employing Merkle structures in EMRs ensures that any modification—even a single byte—produces a completely different hash, making tampering instantly detectable. Recent work by **Lakshmanan et al.** [6] further validates this approach for privacy-preserving health data management.
2. **Explicit Causal Linking:** Each Bead contains a list of “parent” hashes, explicitly encoding its causal or temporal dependencies. Instead of inferring that “Observation X led to Diagnosis Y,” this relationship is *physically embedded* in the data.
3. **Token Efficiency as an AI-Native Language:** Natural language (English, Japanese, etc.) consumes substantial tokens when passed to LLMs, especially when including historical context. MedBeads’ structured DAG representation serves as a *compressed semantic language* for AI communication—encoding the same clinical meaning in fewer tokens while preserving causal relationships. This efficiency becomes critical as patient histories grow over time.

1.4 Proposal: MedBeads

We present **MedBeads** (Medical Beads), an agent-native data infrastructure designed from first principles for AI consumption.

Core Thesis: By restructuring medical records as a Merkle DAG, we transform data from a “Database for Search” into a “Trusted Memory for AI.” The AI no longer *infers* context probabilistically; it *traverses* a graph of explicit causal links. It no longer *hopes* data hasn’t been tampered with; it *verifies* integrity cryptographically.

The contributions of this paper are:

1. A formal definition of the “Bead” data structure and its properties.
2. An open-source reference implementation (Go Core, Python Middleware, React UI).
3. Validation using synthetic FHIR data (Synthea), demonstrating FHIR-to-DAG conversion and efficient context retrieval.
4. A discussion of the paradigm shift from “Probabilistic Search” to “Deterministic Traversal” and its implications for trustworthy AI.

2 Background: Why Current Approaches Fall Short

Before detailing MedBeads, we analyze the limitations of existing paradigms.

2.1 The FHIR Standard: Interoperability for Humans, Not Agents

HL7 FHIR (Fast Healthcare Interoperability Resources) represents a significant advancement in healthcare data exchange. Its RESTful architecture and well-defined resources (Patient, Encounter, Observation, etc.) have become the de facto standard for modern EHR integration.

However, FHIR’s design goals are fundamentally human-centric:

- **Administrative Optimization:** FHIR excels at answering questions like “List all encounters for Patient X” or “Get the latest lab results.” These are queries a human administrator or dashboard would pose.
- **Reference-Based Linking:** Relationships between resources are expressed as string references (e.g., "subject": "Patient/123"). These are mutable pointers, not immutable cryptographic links. As noted by **Mandel et al.** [7, 8], while SMART on FHIR enables app portability and recent MCP integrations allow agents to query this data, the underlying storage layer does not inherently prevent “history rewriting” or guarantee the causal integrity required for autonomous agent auditability.
- **Flat Topology:** FHIR resources exist as a relatively flat collection. While references create a relational structure, there is no inherent *graph* that can be efficiently traversed for causal analysis.

For an AI agent needing to understand “Why was this medication prescribed?”, FHIR requires multiple round-trip queries, complex JOIN logic, and ultimately relies on timestamp inference to guess causality.

2.2 Vector RAG: Powerful but Probabilistic

Retrieval-Augmented Generation (RAG) has emerged as the dominant pattern for grounding LLMs in external data. The workflow is:

1. Embed documents (e.g., clinical notes) into a vector space.
2. At query time, embed the user’s question and find semantically similar documents.
3. Inject retrieved documents into the LLM’s prompt as context.

RAG dramatically reduces hallucination compared to zero-shot generation. However, its probabilistic nature introduces critical failure modes in healthcare:

- **Semantic Confusion:** A query about “heart failure” might retrieve documents about both “congestive heart failure” (a chronic condition) and “cardiac arrest” (an acute emergency), conflating distinct clinical concepts.
- **Temporal Blindness:** Vector similarity does not encode time. A note from 10 years ago may be equally (or more) similar to the query than a note from yesterday, leading the AI to confuse historical context with current reality.
- **No Causal Guarantee:** RAG retrieves *related* information, not *causally linked* information. The AI receives a bag of potentially relevant documents, not a chain of reasoning.

2.3 The Auditability Imperative

As AI moves from advisory roles to autonomous decision-making, regulatory and legal frameworks demand robust auditability. Healthcare organizations must be able to answer:

- “What data did the AI agent see when it made recommendation X?”
- “Has this data been modified since the AI accessed it?”
- “Can we reproduce the AI’s reasoning path?”

Traditional databases, even with audit logs, cannot provide cryptographic proof of data integrity at a specific point in time. While blockchain-based solutions and Soul-bound Tokens [9, 10] have been proposed to secure audit trails, they often exist as separate layers on top of mutable EMRs. MedBeads integrates this integrity directly into the data structure itself.

2.4 Predecessors in Trustworthy Health Data

Our work builds upon a rich lineage of research applying cryptographic structures to healthcare. We categorize these predecessors into three layers:

1. **IPFS/Merkle-DAG Modeling:** Early theoretical work by **Data Science CIO** [11] and **CIO** [12] proposed modeling medical events as a Merkle DAG on IPFS, enabling patient histories to be reconstructed from distributed, content-addressed blocks. **Sabu et al.** [13] extended this by implementing a privacy-aware e-Health system using IPFS block storage.
2. **Blockchain + IPFS Implementations:** To secure these models, researchers have combined IPFS with blockchain anchors. **Haddad et al.** [14] demonstrated an E2EE (End-to-End Encrypted) system on Ethereum/IPFS, achieving “write-once, read-many” security. **Raghav et al.** [10] recently proposed Layer-2 ZK-rollups to solve the scalability issues inherent in these on-chain architectures.
3. **FHIR Integration:** Bridging these crypto-native models with existing standards is critical. **Nallakaruppan et al.** [15] introduced a DAG-enabled framework where transactions are mapped to FHIR resources (e.g., `MedicationDispense`), embedding cryptographic proofs directly into widely used interoperability formats.

MedBeads advances this lineage by optimizing the Merkle DAG explicitly for **AI Agent consumption**—focusing not just on storage security, but on the *traversability* and *causal explicitness* required by LLMs.

3 Materials and Methods

3.1 System Architecture Overview

MedBeads adopts a three-tier architecture optimized for performance, extensibility, and AI integration:

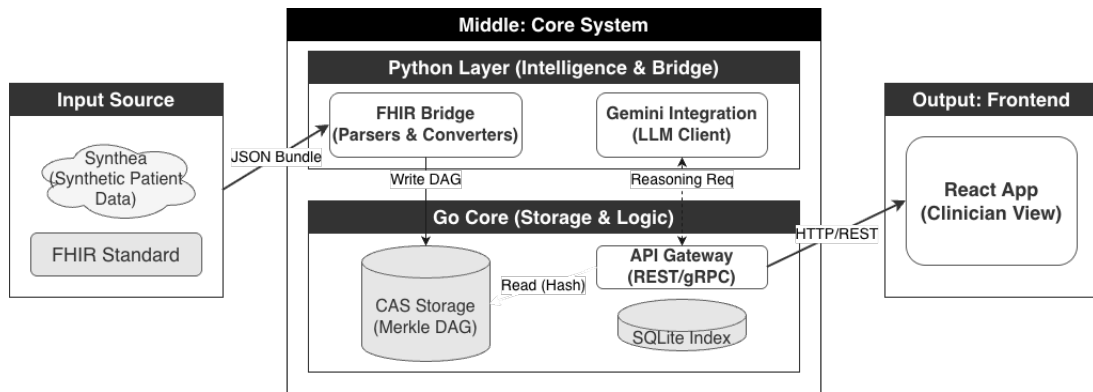


Figure 2: MedBeads System Architecture. The system consists of three layers: The React Frontend (visualizer), the Python Intelligence Layer (handling FHIR conversion and LLM reasoning), and the Go Core Engine (managing CAS storage and graph traversal). Data flows from standard FHIR sources into an immutable Merkle DAG, which is then deterministically retrieved for AI consumption.

Layer	Component	Language	Responsibility
L1: Core	MedBeads Engine	Go	Bead persistence (CAS), SHA-256 hashing, SQLite indexing, graph traversal algorithms. Concurrent, high-performance.
L2: Middleware	Intelligence Layer	Python (FastAPI)	LLM orchestration (Gemini 3 Pro), FHIR-to-Bead conversion, prompt construction.
L3: Frontend	Visualizer	React (TypeScript)	DAG visualization (ReactFlow), timeline views, clinical dashboards.

3.2 The “Bead” Data Structure

3.2.1 Formal Definition

A Bead is the atomic unit of information in MedBeads. Formally:

$$B = \{\tau, T, P, C\} \quad (1)$$

Where:

- τ : Type string categorizing the event (e.g., `fhir_observation`, `fhir_encounter`, `patient_registration`)
- T : ISO 8601 timestamp indicating when the event was recorded.
- P : A set of parent Bead IDs $\{h_1, h_2, \dots, h_n\}$, establishing causal/temporal dependencies.
- C : Content payload (JSON object) containing the semantic data.

The Bead identifier is not an authored field but is derived from these four fields by content hashing, as defined in Section 3.2.3.

3.2.2 Concrete Schema Example

To illustrate the structure, we provide a representative Bead instance:

```

{
  "id": "e3b0c44298fc1c149afbf4c8996fb92427ae41e4...",
  "type": "medical_note",
  "timestamp": "2026-01-26T10:00:00Z",
  "parents": [
    "a1b2c3d4e5f6...",
    "f6e5d4c3b2a1..."
  ],
  "content": {
    "summary": "Patient presents with dyspnea. Infiltrates
               observed in right lung field.",
    "structured": {
      "diagnosis": "Pneumonia",
      "icd10": "J18.9"
    }
  }
}

```

Key design decisions reflected in this schema:

- **Content Inlining:** All text data, regardless of length, is stored within the `content` field to enable immediate AI access without additional retrieval operations.
- **Minimal Core Schema:** The prototype Bead deliberately retains only the fields required for content-addressed integrity and causal traversal. Access-control rules are kept *outside* the Bead (Section 3.8) so that changing a permission never alters a Bead’s hash. Cryptographic author attestation via Decentralized Identifiers (DIDs), digital signatures for non-repudiation, and an evidence array referencing external binaries (DICOM, PDF) are planned extensions discussed in the Limitations section.

3.2.3 Cryptographic Identity

Upon creation, a Bead is serialized to JSON with a deterministic field ordering using Go’s `encoding/json` library (fixed struct field order, with object keys inside `content` emitted in sorted order). The unique identifier is computed as the SHA-256 digest of this serialization:

$$ID_B = \text{SHA256}(\text{JSON}(B)) \tag{2}$$

This hash serves dual purposes:

1. **Addressing:** The Bead’s storage location in CAS is derived from its hash.
2. **Integrity Proof:** Any modification to B produces a different hash, breaking all parent references from descendant Beads [16].

3.3 Hybrid Storage Model

3.3.1 Content-Addressable Storage (CAS) — The Ground Truth

The CAS layer is the immutable “source of truth.” Each Bead is serialized to JSON, gzip-compressed, and stored as a file named by the SHA-256 hash of its *uncompressed* serialization. This design guarantees:

- **Write-Once, Read-Many:** Files are never modified after creation.
- **Tamper-Evidence:** Verification requires only decompressing the object, recomputing the hash of its content, and comparing the result to the filename.

- **Portability:** The entire patient history can be backed up, moved, or replicated as simple files.

Compression is applied transparently: because the hash is computed over the uncompressed content, a Bead’s identity is independent of the storage encoding.

3.3.2 Storage Path Structure

In the current prototype, Beads are stored in a single flat directory, each file named directly by its hash:

```
./objects/{hash}
Example: ./objects/a1b2c3d4e5f6...
```

For deployments at scale, a hash-prefix sharding scheme—distributing files into hash-prefixed subdirectories (e.g., `./objects/{prefix}/{rest}`, yielding up to 256 subdirectories for a two-character prefix)—is a planned optimization. Such sharding prevents any single directory from accumulating excessive files and maintains consistent I/O performance as the dataset grows.

3.3.3 Metadata Index (SQLite) — Ephemeral Acceleration

While CAS guarantees integrity, graph traversal requires efficient querying. We maintain a parallel SQLite index containing only metadata. **Critical Design Principle:** The SQLite index is *ephemeral*. The system includes a `ReindexStorage()` function that can rebuild the entire database by scanning the CAS directory. This means:

- Database corruption is recoverable as long as CAS files are intact.
- The index is a cache, not the truth.

3.4 FHIR-to-Bead Conversion

3.4.1 Mapping Rules

To demonstrate interoperability, we implemented a “FHIR Bridge” that converts standard FHIR bundles (as generated by Synthea [17]) into MedBeads DAGs. The mapping transforms FHIR’s implicit references into explicit parent links:

Table 1: FHIR Resource to MedBeads Type Mapping

FHIR Resource	MedBeads Type	Parent Derivation
Patient	patient_registration	Root (Genesis)
Encounter	fhir_encounter	→ Patient
Condition	fhir_condition	→ Encounter
Observation	fhir_observation	→ Encounter
MedicationRequest	fhir_medicationrequest	→ Encounter/Condition
DiagnosticReport	fhir_diagnosticreport	→ Encounter
Procedure	fhir_procedure	→ Encounter
Immunization	fhir_immunization	→ Patient
ImagingStudy	fhir_imagingstudy	→ Encounter
DocumentReference	fhir_documentreference	→ Encounter

Table 2: Representative Field Mappings from FHIR to Bead Content

Resource	FHIR Field	Bead Field	Description
Encounter	<code>period.start</code>	<code>timestamp</code>	Event date
Encounter	<code>class.code</code>	<code>encounter_type</code>	outpatient/emergency
Condition	<code>code.text</code>	<code>condition_name</code>	Diagnosis name
Condition	<code>clinicalStatus</code>	<code>clinical_status</code>	active/resolved
Observation	<code>valueQuantity</code>	<code>value + unit</code>	Numeric result
Observation	<code>interpretation</code>	<code>interpretation</code>	H/L/normal
MedicationRequest	<code>authoredOn</code>	<code>timestamp</code>	Prescription date
MedicationRequest	<code>dosageInstruction</code>	<code>dosage</code>	Dosing details
Procedure	<code>performedDateTime</code>	<code>timestamp</code>	Procedure date
Procedure	<code>outcome.text</code>	<code>outcome</code>	Procedure result

3.4.2 Field-Level Mapping Details

Beyond resource-level conversion, MedBeads extracts specific FHIR fields into structured Bead content:

3.4.3 Filtered Resources

Certain FHIR resources are ingested for completeness but excluded from clinical timeline display: `Claim`, `ExplanationOfBenefit`, `CarePlan`, `CareTeam`, `Device`, `SupplyDelivery`, and `Provenance`. These administrative resources are preserved in the DAG for auditability but filtered in visualization to reduce cognitive load.

3.5 Context Retrieval Algorithm

The core value proposition of MedBeads is deterministic context retrieval. Unlike probabilistic RAG systems that retrieve semantically similar documents, MedBeads traverses explicit causal links to construct a complete reasoning chain.

3.5.1 Bidirectional Graph Traversal

We implement two complementary traversal functions using Breadth-First Search (BFS):

1. **Ancestor Retrieval (`GetContext`):** Given a target Bead (e.g., a prescription), the algorithm traverses the DAG *upward* through parent links to collect all ancestral Beads. This answers the question: “Why did this event occur?”
2. **Descendant Retrieval (`GetBeadsByParent`):** Given a root Bead (e.g., a patient registration), the algorithm traverses *downward* to collect all child Beads. This answers: “What happened after this event?”

3.5.2 Algorithm Design

The traversal algorithm employs:

- **Depth Limiting:** A configurable `depth` parameter prevents unbounded traversal in large graphs.
- **Visited Set:** A hash map tracks visited Bead IDs to prevent cycles and redundant processing.

- **Queue-Based BFS:** Level-by-level exploration ensures that closer causal relationships are retrieved before distant ones.
- **Lazy Loading:** The AI does not need to scan the entire patient dataset. Instead, it efficiently loads only the relevant subgraph—the Beads causally connected to the query target—reducing both latency and token consumption.

3.5.3 Complexity Analysis

- **Time Complexity:** $O(V + E)$ where V is the number of Beads in the subgraph and E is the number of parent-child edges.
- **Space Complexity:** $O(V)$ for the visited set and result accumulator.
- **Index Optimization:** The `bead_edges` table provides $O(1)$ lookup for parent-child relationships, avoiding full table scans.

This deterministic traversal produces a topologically-sorted subgraph containing exactly the information needed for causal reasoning—no more, no less.

3.6 REST API Specification

The Go Core Engine exposes a RESTful interface for Bead operations:

Table 3: MedBeads Core API Endpoints

Endpoint	Method	Description
<code>/beads</code>	POST	Create and persist a new Bead. Input: JSON payload (type, content, parents). Output: <code>{"id": "..."} </code>
<code>/beads?id={hash}</code>	GET	Retrieve a specific Bead by its hash ID. Returns the complete Bead JSON.
<code>/beads/context</code>	GET	Retrieve the causal context for a Bead. Parameters: <code>id</code> (target), <code>depth</code> (traversal limit), and an optional <code>lookup</code> flag that switches from ancestor to descendant traversal.
<code>/patients</code>	GET	List all patient root Beads. Used for UI patient selection.
<code>/search</code>	GET	Full-text and resource-type search over indexed Beads. Parameters: <code>q</code> , <code>resourceTypes</code> .
<code>/resource-counts</code>	GET	Aggregate counts of Beads per FHIR resource type.
<code>/clearance</code>	POST/GET/DELETE	Create, list, or revoke access-control rules for a Bead.
<code>/clearance/check</code>	GET	Evaluate whether the current viewer roles may access a given Bead.
<code>/roles</code>	GET	List the recognized clearance roles.

The `/beads/context` endpoint is particularly critical for LLM integration. When an AI agent needs to analyze a clinical event, it calls this endpoint with the target Bead ID, receiving a complete, causally-ordered context without requiring knowledge of the underlying graph structure.

3.7 LLM Integration

MedBeads provides the deterministic context infrastructure that AI agents require. While our prototype demonstrates integration with Google’s Gemini model, the architecture is fundamentally **model-agnostic**—any LLM can consume MedBeads data through the standardized API.

3.7.1 Context Injection Workflow

The integration follows a three-step workflow:

1. **Context Retrieval:** The Go Core retrieves the relevant DAG subgraph via BFS traversal.
2. **Serialization:** The Python middleware serializes Beads into a chronologically-ordered, structured format.
3. **Prompt Construction:** The serialized context is injected into the LLM prompt alongside the target event for analysis.

3.7.2 Role of the LLM

The LLM’s role is *not* data retrieval or aggregation—these are handled deterministically by the DAG infrastructure. Instead, the LLM provides:

- **Clinical Reasoning:** Interpreting causal relationships and identifying patterns across the retrieved context.
- **Risk Detection:** Flagging potential contradictions or safety concerns within the patient history.
- **Natural Language Generation:** Translating structured clinical data into human-readable explanations.

3.7.3 Design Principle: Separation of Concerns

This architecture enforces a clear separation: MedBeads guarantees *what* context the AI receives (deterministic, complete, tamper-evident), while the LLM determines *how* to interpret that context. This separation is critical for auditability—the exact input to the LLM is reproducible from the DAG.

3.7.4 MCP Server Interface

In addition to the REST API, MedBeads exposes its retrieval operations as a **Model Context Protocol (MCP)** server, allowing any MCP-compatible agent (e.g., Claude Desktop) to traverse the DAG directly. The server presents read-only tools—patient listing, full-text search, single-Bead retrieval, and ancestor/descendant context traversal—and additionally addresses individual Beads and patient timelines as content-hash resource URIs (`medbeads://bead/<hash>`). The agent’s clearance roles are fixed by server configuration rather than chosen by the agent, so the access-control model (Section 3.8) is enforced uniformly whether data is reached through the REST API or through MCP.

3.8 Security and Access Control

To ensure granular privacy control compliant with clinical ethics, MedBeads enforces a **Security Clearance** mechanism at the Core retrieval layer. Crucially, clearance rules are stored in a *separate* index keyed by Bead ID—not inside the Bead itself. Because an access policy is mutable while a Bead is immutable, embedding a rule within the Bead would change its hash

whenever a permission changed; keeping rules external therefore preserves content-addressed immutability while still allowing every policy change to be recorded.

Each request carries the viewer’s roles via an `X-Viewer-Roles` header. Roles span two orthogonal axes: *functional* roles (Patient, Family, Primary Care, Specialist, Nurse, Insurance, Researcher) and *department-scoped* roles of the form `dept:<name>` (e.g., `dept:psychiatry`, `dept:genetics`); a viewer may hold both. A clearance rule applies a **hybrid model**: a *deny-list* blocks the named roles (data is otherwise accessible by default), while an optional *allow-list* restricts a Bead so that *only* the listed roles may access it. For example, a sensitive psychiatric observation can deny the “Insurance” and “Family” roles, whereas a germline genetic test result can be made viewable only by `dept:genetics`. The privileged `system` and `emergency` roles bypass all rules, supporting trusted services and break-glass access.

When a viewer is not authorized, the Core masks the Bead’s content but preserves its structural metadata (id, type, timestamp, parents), so the DAG remains traversable without leaking restricted payloads. Every access decision—grant, denial, and emergency override—is written to an append-only audit log; combined with the immutability of the DAG, this yields a reproducible record of what data was exposed to whom. This capability is essential for multi-stakeholder environments where data transparency must be balanced with patient privacy.

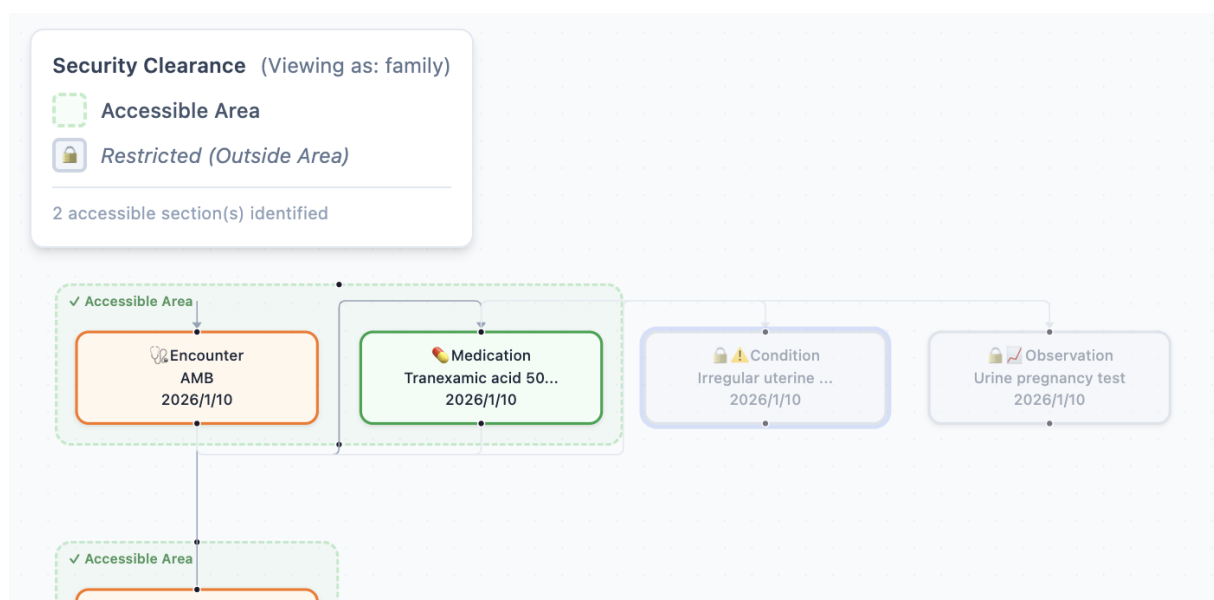


Figure 3: Security Clearance in the graph view. For a given viewer role, authorized Beads form an “accessible area” while unauthorized Beads are rendered locked and content-masked. Clearance rules are evaluated at the Core retrieval layer and held in an index separate from the immutable Beads.

4 Results

4.1 Prototype Implementation

We successfully implemented the complete MedBeads stack:

- **Core Engine:** Approximately 2,100 lines of Go, providing CAS persistence, SQLite indexing, REST API, role-based access control, and graph traversal algorithms.
- **Middleware:** Approximately 300 lines of Python (FastAPI), handling FHIR conversion and LLM integration.

- **UI:** Web-based clinical interface with patient search, timeline visualization, and AI-assisted analysis.
- **MCP Server:** A read-only Model Context Protocol server (Python) exposing the DAG-traversal operations as tools and content-addressed resources to MCP-compatible agents.

The implementation is accompanied by an automated test suite spanning all layers and a GitHub Actions continuous-integration pipeline. The entire system can be deployed via `docker-compose`.

4.2 FHIR Migration Feasibility

Using Synthea-generated patient bundles, we verified the feasibility of the FHIR Bridge:

- **Resource Mapping:** Key clinical resources (Patient, Encounter, Observation, Condition, Medication, Procedure, Immunization, ImagingStudy) were successfully mapped to Bead structures.
- **Causal Linking:** Implicit references in FHIR were converted into explicit parent links (e.g., Encounters linked to Patient, Observations linked to Encounters).
- **DAG Integrity:** The resulting graph structure was verified to be acyclic and fully connected from the Patient root.

The resulting DAG structure represents the clinical history as a traversable chain, ready for AI consumption.

4.3 Theoretical Performance Analysis

The MedBeads architecture is designed for scalability and low-latency access:

1. **Write Operations (Save):** Hashing the content and writing the (append-only) object file are $O(1)$ operations and do not require locking the entire database. To preserve the acyclic property of the DAG, each save additionally performs a cycle-detection check that traverses the new Bead's ancestor subgraph in $O(V + E)$.
2. **Direct Retrieval (Get):** $O(1)$. Fetching a Bead by its hash is a direct file system lookup (or key-value store lookup in distributed implementations).
3. **Context Retrieval (Traversal):** $O(V + E)$ for the subgraph, where V is the number of relevant beads and E is the number of edges. By limiting depth and using efficient graph traversal (BFS), relevant context can be extracted without scanning unrelated records.

This architectural efficiency suggests that the system can support real-time clinical decision support applications.

4.4 Tamper-Evidence by Design

The security interaction of MedBeads is guaranteed by the properties of the Merkle DAG structure:

- **Cryptographic Dependency:** Because every Bead includes the hash of its parents, the hash of any given Bead effectively sums the entire history leading up to it.
- **Immediate Detection:** Any alteration to a historical record (e.g., changing a glucose value) would alter its hash. This would cause a mismatch with the `parents` field of all subsequent Beads, breaking the chain.
- **Verification:** Verifying the integrity of a patient's record is a purely mathematical operation of re-computing hashes.

4.5 Interface for Explainability

The web-based frontend is designed to visually demonstrate the causal relationships inherent in the data, providing clinicians with intuitive access to the DAG structure.

4.5.1 Patient Search and Navigation

The interface provides a patient list panel with search functionality. Users can filter patients by condition, diagnosis, or other clinical criteria, enabling rapid navigation to relevant records.

4.5.2 Dual Timeline Views

The timeline component offers two complementary visualization modes:

- **List View:** A chronological display of clinical events, with color-coded icons distinguishing five categories of Beads (e.g., encounters, observations, conditions, medications, procedures). This familiar format supports quick scanning of patient history.
- **Graph View:** A DAG visualization where each Bead is rendered as a node, with edges explicitly showing parent-child relationships. This view reveals the causal structure that is invisible in traditional EMR interfaces.

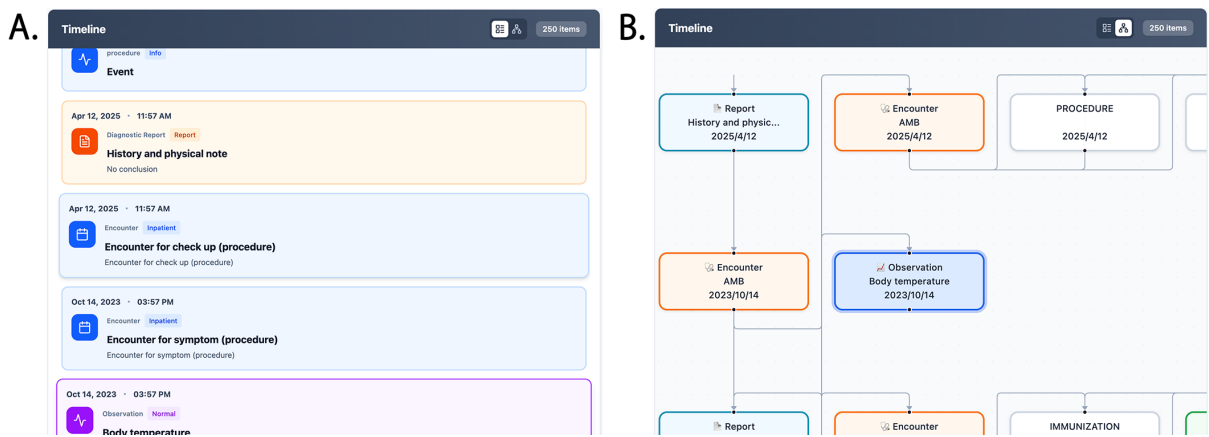


Figure 4: Dual Timeline Views in MedBeads. (A) List View: A chronological display of clinical events with color-coded icons representing different Bead categories (encounters, observations, conditions, medications, and procedures), enabling rapid scanning of patient history. (B) Graph View: A DAG visualization where each Bead is rendered as a node with edges explicitly showing parent-child relationships, revealing the causal structure underlying clinical events.

4.5.3 Interactive Detail Inspection

Clicking any Bead displays its detailed content in a dedicated panel, including timestamps, clinical data, and cryptographic metadata. From this detail view, users can invoke AI-assisted analysis to understand how the selected event relates to the broader patient context.

This visual confirmation is intended to bridge the trust gap, allowing human clinicians to “see” the same reasoning structure that the AI agent uses.

5 Discussion

5.1 Deterministic Traversal vs. Probabilistic Search

MedBeads represents a paradigm shift in how AI accesses patient data:

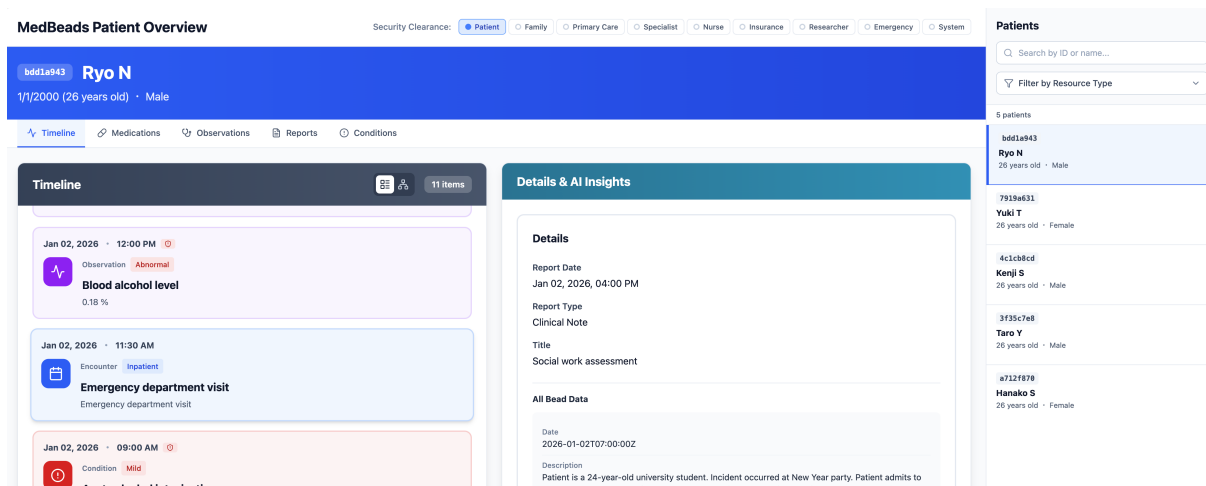


Figure 5: MedBeads User Interface. The DAG visualization (left) allows clinicians to trace the causal chain of medical events, offering a stark contrast to traditional list-based EMR views. Each node represents an immutable “Bead” of clinical data, linked by cryptographic hashes.

Aspect	Vector RAG	MedBeads DAG
Retrieval Logic	Semantic similarity	Graph traversal (BFS/DFS)
Context Selection	Probabilistic “most similar”	Deterministic “causally linked”
Temporal Awareness	None (similarity-based)	Explicit (timestamp + order)
Token Efficiency	High (embedded text chunks)	Low (structured JSON)
Hallucination Risk	Medium-High	Low (context is ground truth)
Auditability	Difficult	Built-in (DAG path is audit trail)

5.2 Structural Constraint as a Trust Mechanism

We propose that trustworthy AI is not solely about “smarter models” but about **constraining the environment in which models operate**. MedBeads imposes structural constraints:

1. **Context Constraint:** The LLM receives only the validated ancestral subgraph.
2. **Integrity Constraint:** The data’s authenticity is cryptographically guaranteed.
3. **Traceability Constraint:** Every AI output can be linked to its input DAG.

5.3 Toward an AI-Native Language for Healthcare

Beyond data integrity, MedBeads introduces the concept of **structured clinical data as a language optimized for AI consumption**. Traditional EMRs store information in natural language (clinical notes, reports), which LLMs must tokenize character-by-character. This approach has two fundamental inefficiencies:

1. **Redundant Encoding:** Natural language contains grammatical structures, articles, and verbose descriptions that convey little semantic value to an AI parsing clinical facts.
2. **Context Window Pressure:** As patient histories grow over years or decades, the accumulated text can exceed LLM context limits, forcing lossy summarization or truncation.

MedBeads addresses this by treating the DAG structure itself as a *semantic protocol*—a compressed representation where clinical meaning is encoded in typed fields and explicit relationships rather than prose. This design philosophy aligns with the emerging need for “agent-native” data formats that prioritize machine interpretability alongside human readability.

5.4 Separation of Data and Reasoning

A critical architectural insight from MedBeads is the strict separation between **data infrastructure** and **reasoning engine**. MedBeads does not perform clinical reasoning—it guarantees the *quality and completeness* of context delivered to any reasoning system, whether an LLM, a rule-based engine, or a human clinician.

This separation has practical implications:

- **Model Agnosticism:** Healthcare institutions can upgrade or switch LLM providers without restructuring their data layer.
- **Regulatory Clarity:** The data layer (MedBeads) and reasoning layer (LLM) can be validated and certified independently.
- **Reproducible Audits:** Given the same DAG input, any compliant reasoning system should produce consistent outputs, enabling forensic analysis of AI decisions.

5.5 Limitations

5.5.1 Implementation Challenges

Existing EMR data rarely contains explicit causal links. Migration to MedBeads requires rule-based heuristics or AI-assisted link inference, and the validity of inferred links remains an open question. Additionally, the immutability architecture complicates error correction—if a diagnosis is later found incorrect, the original Bead cannot be deleted; instead, a “Correction” Bead must be appended following Git’s model, requiring careful UX design. The current prototype Bead also keeps a deliberately minimal schema: cryptographic author attestation via Decentralized Identifiers (DIDs), digital signatures for non-repudiation, and an evidence array linking external binaries (DICOM, PDF) into the DAG are not yet implemented. These, together with consensus mechanisms for multi-institutional DAGs, remain topics for future investigation.

5.5.2 LLM Performance Evaluation

This paper presents the architectural design and theoretical analysis of MedBeads, but does not include empirical evaluation of LLM performance when consuming MedBeads data. Future work will quantitatively compare: (1) token efficiency between natural language records and structured DAG representations, (2) hallucination rates between RAG-based and DAG-based context retrieval, and (3) clinical reasoning accuracy through expert evaluation. Such empirical validation is planned for subsequent publication.

5.5.3 Standardized Interface and Extensibility

MedBeads is exposed as a Model Context Protocol (MCP) server (Section 3.7), so MCP-compatible agents can consume the DAG directly. This enables multi-agent collaboration where specialized AI agents (diagnostic support, prescription checking, image analysis, etc.) share the same DAG, and provides LLM-agnostic access through a common protocol; the combination of tool-invocation history with DAG immutability supports complete audit trails. Scaling this to many concurrent agents, and multimodal extensions that position image data within the DAG’s causal context to give Vision Language Models (VLMs) integrated pixel and clinical context, remain future work.

5.6 Relationship to Content-Addressable Systems

MedBeads is an independent implementation using Merkle DAG—a well-established data structure used in Git, blockchain, and IPFS. Unlike general-purpose systems, MedBeads extends this structure with medical-specific semantics. Table 4 summarizes the key differences.

Table 4: MedBeads Extensions to General Merkle DAG Systems

Aspect	General Merkle DAG (IPFS, etc.)	MedBeads
Link Semantics	Structural links only	Explicit causal relationship via <code>parents</code> field
Node Typing	Untyped (generic binary)	Type-tagged nodes (Observation, Procedure, etc.)
Temporal Ordering	No ordering guarantee	Timestamp-ordered within DAG
Metadata	Minimal	Rich (type tags, timestamps, structured content)

These domain-specific extensions enable deterministic context retrieval for medical AI, as described in Section 5.1.

5.7 Why Open Source?

We believe agent-native data formats cannot be proprietary. Open-sourcing MedBeads aims to establish a common “grammar” for AI-EMR integration, encourage vendor-specific adapters, and enable academic research.

6 Future Vision: The Agent-Native Healthcare Ecosystem

6.1 Distributed MedBeads Across Institutions

Imagine a future where each institution maintains its own MedBeads DAG, but these DAGs can be cryptographically *merged* when a patient consents. A patient’s complete history becomes a unified graph, traversing global causal chains.

6.2 AI Agents with Verifiable Reasoning

With MedBeads, an AI agent’s reasoning becomes fully auditable:

1. The agent receives a specific DAG subgraph (logged).
2. The agent produces a recommendation (logged).
3. Regulators can independently verify the recommendation against the input data.

6.3 Toward a Standard for Agent-Native Healthcare Data

We envision MedBeads—or its successor—becoming a foundational standard:

- **Complement to FHIR:** FHIR for interoperability, MedBeads for AI consumption.
- **Regulatory Adoption:** FDA/PMDA guidance requiring agent-native formats.
- **Alignment with MCP:** The emergence of the **Model Context Protocol (MCP)** highlights the industry’s shift toward standardized context injection for LLMs. MedBeads is exposed as an MCP server, positioning it as the specialized “Medical Layer” within the MCP ecosystem.

7 Conclusion

We have presented **MedBeads**, a data infrastructure designed for the age of autonomous Medical AI. By restructuring clinical records as a Merkle DAG, we address the fundamental “Context Mismatch” that limits current AI deployment.

Our key contributions are threefold:

1. **Deterministic Context Infrastructure:** MedBeads replaces probabilistic RAG retrieval with deterministic graph traversal. The BFS-based Context Retrieval algorithm guarantees that given the same query, the same context is always returned—a prerequisite for reproducible AI reasoning.
2. **Separation of Data and Reasoning:** The architecture enforces a clear division of responsibilities. MedBeads guarantees *what* context the AI receives (complete, causally-ordered, tamper-evident), while the LLM determines *how* to interpret that context. This separation is critical for auditability: the exact input to any AI inference can be reproduced from the DAG.
3. **Token Efficiency as an AI-Native Language:** The structured Bead format offers a potential path toward more efficient LLM communication. By encoding clinical information in a compact, schema-defined structure rather than verbose natural language, MedBeads may reduce token consumption while preserving semantic completeness.

Our prototype demonstrates technical feasibility across all three architectural layers. As AI moves from advisory to autonomous roles in healthcare, the infrastructure must evolve to match. MedBeads represents a first step toward that future: a world where AI agents are not just intelligent, but *trustworthy*—explainable, auditable, and resistant to hallucination.

Ethics Statement

This study used only synthetic patient data generated by Synthea and did not involve human participants. No Institutional Review Board (IRB) approval was required.

Competing Interests

The author serves as CEO of amiac one Ltd, Co., a University of Tsukuba-affiliated venture company. The author did not receive any personal financial support, salary, or other compensation from amiac one Ltd, Co. in relation to this research. The author declares no other competing interests.

Funding

This research received no external funding.

Author Contributions

T.N. conceived the MedBeads concept, designed the system architecture and specifications, developed the complete prototype implementation (including FHIR-to-Bead conversion and GitHub demonstration application), and wrote the manuscript.

8 Data and Code Availability

Open Source Repository: The complete MedBeads implementation is available under the Apache 2.0 License: <https://github.com/medbeads/medbeads>

Reproducibility: Reviewers and researchers can reproduce all experiments via `docker-compose up --build`.

Synthetic Data: All experiments use Synthea-generated synthetic patient data. No real patient information was used or is included in the repository.

References

- [1] X Liu et al. Aipatient: Simulating patients with ehRs and llm powered agentic workflow. *arXiv preprint arXiv:2409.18924*, 2024.
- [2] HL7 International. Hl7 fhir standard. <https://hl7.org/fhir/>, 2024.
- [3] Patrick Lewis et al. Retrieval-augmented generation for knowledge-intensive nlp tasks. In *Advances in Neural Information Processing Systems (NeurIPS)*, 2020.
- [4] Hui Zhu, Yi Guo, and Lei Zhang. An improved convolution merkle tree-based blockchain electronic medical record secure storage scheme. *Journal of Information Security and Applications*, 61:102952, 2021.
- [5] Sarthak Madhikar, Ranjana Jadhav, Sushrut Patil, Tejas Gambhir, Aman Manakshe, and Sahil Jagtap. Healthlink: A decentralized health data management system using merkle tree-based approach. *International Journal for Research in Applied Science and Engineering Technology (IJRASET)*, 2024.
- [6] M. Lakshmanan and G. S. Anandha Mala. Merkle tree-blockchain-assisted privacy preservation of electronic medical records on offering medical data protection through hybrid heuristic algorithm. *Knowledge and Information Systems*, 66:481–509, 2024.
- [7] Joshua C Mandel. Theory to practice: Llm agents using mcp tools on real ehr data. LinkedIn article, 2025.
- [8] Joshua C Mandel, David A Kreda, Kenneth D Mandl, Isaac S Kohane, and Rachel B Ramoni. Smart on fhir: a standards-based, interoperable apps platform for electronic health records. *Journal of the American Medical Informatics Association*, 23(5):899–908, 2016.
- [9] P Singh et al. Blockchain-enabled verification of medical records using soul-bound tokens and cloud computing. *Scientific Reports*, 2024.
- [10] A Raghav et al. Secure, scalable, and interoperable healthcare data exchange using layer-2 zk-rollups, smart contracts, and ipfs. *Scientific Reports*, 2026.
- [11] Peter B. Nichol. From medical records to merkle trees with ipfs. Technical blog, data-sciencecio.com, 2017.
- [12] Peter B. Nichol. An ipfs addressable storage model for healthcare with blockchain. CIO.com, 2017.
- [13] S. Sabu, H. Ramalingam, et al. Implementation of a secure and privacy-aware e-health record and iot data sharing using blockchain. *Global Transitions Proceedings*, 2021.

- [14] A Haddad et al. E2ee enhanced patient-centric blockchain-based system for electronic health record management. *PLOS ONE*, 2024.
- [15] MK Nallakaruppan et al. A dag-enabled cryptographic framework for secure drug traceability with identity-bound authentication and anomaly detection. *Scientific Reports*, 2025.
- [16] Ralph C Merkle. A digital signature based on a conventional encryption function. In *Advances in Cryptology — CRYPTO '87*, volume 293 of *Lecture Notes in Computer Science*, pages 369–378. Springer, 1988.
- [17] The MITRE Corporation. Synthea: An open-source synthetic patient generator. <https://synthetichealth.github.io/synthea/>, 2024.