

THE GENERALIZED VOLUME CONJECTURE FOR THE FIGURE-EIGHT KNOT PARAMETRIZED BY A COMPLEX NUMBER WITH SMALL IMAGINARY PART

HITOSHI MURAKAMI

Dedicated to the memory of my mother, Yachiyo Murakami (1932–2025)

ABSTRACT. We study the asymptotic behavior, as N tends to infinity, of the N -dimensional colored Jones polynomial of the figure-eight knot, evaluated at $\exp(\xi/N)$ for a complex parameter ξ with $0 < \operatorname{Im} \xi < \pi/2$. We prove that if $\operatorname{Re} \xi$ is large the colored Jones polynomial grows exponentially with growth rate expressed by the Chern–Simons invariant, and that if $\operatorname{Re} \xi$ is small it converges to the reciprocal of the Alexander polynomial evaluated at $\exp \xi$.

CONTENTS

1. Introduction	2
2. Summation formula	8
3. Regions and curves	18
3.1. Locations of φ and σ	18
3.2. Partial derivatives of $\operatorname{Re} F(z)$	19
3.3. Shape of the curve H_G^0	21
3.4. The curves χ_G and χ_F	27
3.5. Line segments h_F and v_F	29
4. Poisson summation formula	31
4.1. Statement of the Poisson summation formula	31
4.2. Assumptions of the Poisson summation formula	31
4.2.1. The case $\operatorname{Re} F(\sigma) > 0$	32
4.2.2. The case $\operatorname{Re} F(\sigma) \leq 0$	35
5. Proof of the main theorem	35
5.1. Saddle point method	36
5.2. Proof of the main theorem	39
6. Chern–Simons invariant and the adjoint Reidemeister torsion	49
6.1. Representation	49
6.2. Adjoint Reidemeister torsion	51
6.3. Chern–Simons invariant	51
Appendix A. Proof of Proposition 3.14	54
A.1. Calculation of the curvature	54
A.2. The case where $\beta \geq 1/2$	57
A.3. The case where $0 < \beta < 1/2$ and $\alpha \geq 3/2$	58
A.4. The case where $0 < \beta < 1/2$ and $1/2 < \alpha < 3/2$	60
Appendix B. Technical lemmas	71

Date: February 3, 2026.

2020 Mathematics Subject Classification. Primary 57K10 57K14 57K16 .

Key words and phrases. colored Jones polynomial, figure-eight knot, volume conjecture, Chern–Simons invariant, Reidemeister torsion, $\mathrm{SL}(2; \mathbb{R})$ representation.

The author is supported by JSPS KAKENHI Grant Numbers JP20K03601, JP24K06702, JP23K22388, JP20K03931.

1. INTRODUCTION

For a knot K in the three-sphere S^3 , and an integer $N \geq 2$, let $J_N(K; q)$ be the colored Jones polynomial associated with the N -dimensional irreducible representation of the Lie algebra $\mathfrak{sl}(2; \mathbb{C})$ with complex parameter q . See [9, § 3] for example. We normalize it so that $J_N(U; q) = 1$ for the unknot U , and that $J_2(K; q)$ is the celebrated Jones polynomial $V(K; q)$ [7].

If we replace q with the N -th root of unity $e^{2\pi\sqrt{-1}/N}$, then $J_N(K; e^{2\pi\sqrt{-1}/N})$ gives a series $\left\{ J_N(K; e^{2\pi\sqrt{-1}/N}) \right\}_{N=2,3,\dots}$ of complex numbers. The volume conjecture states that this series would determine the simplicial volume of the knot complement $S^3 \setminus K$.

Conjecture 1.1 (Volume conjecture [8],[17]). *For any knot K in S^3 , we have*

$$(1.1) \quad \lim_{N \rightarrow \infty} \frac{1}{N} \log \left| J_N(K; e^{2\pi\sqrt{-1}/N}) \right| = \frac{1}{2\pi} \text{Vol}(S^3 \setminus K),$$

where Vol denotes the simplicial volume. Note that if K is hyperbolic, that is, $S^3 \setminus K$ has a complete hyperbolic structure with finite volume, then $\text{Vol}(S^3 \setminus K)$ coincides with the hyperbolic volume.

If we drop the absolute value symbol from the left hand side of (1.1), we have a complex number.

Conjecture 1.2 (Complexification of the volume conjecture [18]). *For a knot $K \subset S^3$, we have*

$$\lim_{N \rightarrow \infty} \frac{1}{N} \log J_N(K; e^{2\pi\sqrt{-1}/N}) = \frac{1}{2\pi} \left(\text{Vol}(S^3 \setminus K) + \sqrt{-1} \text{CS}^{\text{SO}(3)}(S^3 \setminus K) \right),$$

where $\text{CS}^{\text{SO}(3)}$ is the Chern–Simons invariant associated with the Levi-Civita connection when K is hyperbolic, and otherwise it would be defined by the equation above.

If we replace $2\pi\sqrt{-1}$ with a general complex number ξ , we have various series $\{J_N(K; e^{\xi/N})\}_{N=2,3,\dots}$ depending on ξ . In this paper we consider the figure-eight knot $\mathcal{E} \subset S^3$, and study the asymptotic behavior of $J_N(\mathcal{E}; e^{\xi/N})$ as $N \rightarrow \infty$, with $\text{Im } \xi$ small.

For a complex number z , we define

$$(1.2) \quad \varphi(z) := \log \left(\cosh z - \frac{1}{2} + \frac{1}{2} \sqrt{(2 \cosh z - 3)(2 \cosh z + 1)} \right),$$

$$(1.3) \quad S(z) := \text{Li}_2(e^{-z-\varphi(z)}) - \text{Li}_2(e^{-z+\varphi(z)}) + z\varphi(z),$$

$$(1.4) \quad S^-(z) := S(z) + 2z\pi\sqrt{-1},$$

$$(1.5) \quad S^+(z) := -S(z) + 2z\pi\sqrt{-1},$$

$$T(z) := \frac{2}{\sqrt{(2 \cosh z + 1)(2 \cosh z - 3)}},$$

where $\text{Li}_2(w) := -\int_0^w \frac{\log(1-t)}{t} dt$ is the dilogarithm function. The branch cut of Li_2 is $(1, \infty)$, and we put $\text{Im Li}_2(x) = -\pi\sqrt{-1}\log x$ for $x > 1$. We choose $(-\infty, 0)$ as the branch cuts of the square root and the logarithm. For a negative number x ,

we define $\sqrt{x} := \sqrt{-1}\sqrt{|x|}$, and $\log x := \log |x| + \pi\sqrt{-1}$. Note that $\cosh \varphi(z) = \cosh z - 1/2$.

Put $\kappa := \operatorname{arcosh}(3/2) = 0.962424\dots$ so that $\varphi(\kappa) = 0$.

Remark 1.3. Since $\varphi(\kappa)$ vanishes we see that $S^+(\kappa) = S^-(\kappa) = 2\kappa\pi\sqrt{-1}$.

For any knot, we have $J_N(K; \bar{q}) = \overline{J_N(K; q)}$, where \bar{z} is the complex conjugate of z . Since the figure-eight knot is amphicheiral, we have $J_N(\mathcal{E}; q^{-1}) = J_N(\mathcal{E}; q)$. Therefore when we study $J_N(\mathcal{E}; e^{\xi/N})$, we assume that $\operatorname{Re} \xi \geq 0$ and $\operatorname{Im} \xi \geq 0$ in this paper.

So far the following results are known.

- (i) $\xi = 2p\pi\sqrt{-1} + u$, where $u \in \mathbb{R}$ with $0 < u < \kappa$ and p is a positive integer. The author proved the following asymptotic formula in [13] and [15, Theorem 1.4].

$$J_N(\mathcal{E}; e^{\xi/N}) \underset{N \rightarrow \infty}{\sim} J_p(\mathcal{E}; e^{4N\pi^2/\xi}) \frac{\sqrt{-\pi}}{2 \sinh(u/2)} T(\xi)^{1/2} \left(\frac{N}{\xi}\right)^{1/2} \exp\left(\frac{S^+(u)}{\xi} N\right).$$

Since $J_1(\mathcal{E}; q) = 1$, if $\xi = 2\pi\sqrt{-1} + u$, then we have

$$J_N(\mathcal{E}; e^{\xi/N}) \underset{N \rightarrow \infty}{\sim} \frac{\sqrt{-\pi}}{2 \sinh(u/2)} T(\xi)^{1/2} \left(\frac{N}{\xi}\right)^{1/2} \exp\left(\frac{S^+(u)}{\xi} N\right).$$

- (ii) $\xi = 2p\pi\sqrt{-1} + \kappa$, where p is a positive integer. The author proved the following asymptotic formula in [16, Theorem 1.8].

$$J_N(\mathcal{E}; e^{\xi/N}) \underset{N \rightarrow \infty}{\sim} J_p(\mathcal{E}; e^{4\pi^2 N/\xi}) \frac{\Gamma(1/3)e^{\pi\sqrt{-1}/6}}{3^{1/6}} \left(\frac{N}{\xi}\right)^{2/3} \exp\left(\frac{S^\pm(\kappa)}{\xi} N\right),$$

where $\Gamma(z)$ is the Gamma function, and $S^\pm(\kappa)$ means either $S^+(\kappa)$ or $S^-(\kappa)$. Note that $S^+(\kappa) = S^-(\kappa)$ from Remark 1.3.

In particular, if $\xi = 2\pi\sqrt{-1} + \kappa$, we have

$$J_N(\mathcal{E}; e^{\xi/N}) \underset{N \rightarrow \infty}{\sim} \frac{\Gamma(1/3)e^{\pi\sqrt{-1}/6}}{3^{1/6}} \left(\frac{N}{\xi}\right)^{2/3} \exp\left(\frac{S^\pm(\kappa)}{\xi} N\right).$$

- (iii) $\xi = 2p\pi\sqrt{-1} + u$, where $u \in \mathbb{R}$ with $u > \kappa$ and p is a positive integer. The author proved the following asymptotic formula in [14, Theorem 1.11].

$$J_N(\mathcal{E}; e^{\xi/N}) \underset{N \rightarrow \infty}{\sim} J_p(\mathcal{E}; e^{4N\pi^2/\xi}) \frac{\sqrt{\pi}}{2 \sinh(u/2)} T(\xi)^{1/2} \left(\frac{N}{\xi}\right)^{1/2} \exp\left(\frac{S^-(u)}{\xi} N\right).$$

When $\xi = 2\pi\sqrt{-1} + u$, we have

$$J_N(\mathcal{E}; e^{\xi/N}) \underset{N \rightarrow \infty}{\sim} \frac{\sqrt{\pi}}{2 \sinh(u/2)} T(\xi)^{1/2} \left(\frac{N}{\xi}\right)^{1/2} \exp\left(\frac{S^-(u)}{\xi} N\right).$$

- (iv) $\xi \in \Omega$, where we put

$$(1.6) \quad \Omega := \{\xi \in \mathbb{C} \mid \cosh(\operatorname{Re} \xi) - \cos(\operatorname{Im} \xi) < 1/2, |\operatorname{Im} \xi| < \pi/3\}.$$

The author proved in [12, Theorem 1.1] that the colored Jones polynomial converges as follows.

$$\lim_{N \rightarrow \infty} J_N(\mathcal{E}; e^{\xi/N}) = \frac{1}{\Delta(e^\xi)},$$

where $\Delta(t)$ is the Alexander polynomial of the figure-eight knot normalized so that $\Delta(1) = 1$ and that $\Delta(t^{-1}) = \Delta(t)$.

- (v) $\xi = \kappa$. K. Hikami and the author proved that the colored Jones polynomial grows polynomially. In fact we proved the following asymptotic formula in [6, Theorem 1.1].

$$J_N(\mathcal{E}; e^{\xi/N}) \underset{N \rightarrow \infty}{\sim} \frac{\Gamma(1/3)}{3^{2/3}} \left(\frac{N}{\kappa} \right)^{2/3}.$$

- (vi) $\xi \in \mathbb{R}$ with $\xi > \kappa$. A. Tran and the author proved in [19, Theorem 1.5] the following asymptotic formula.

$$J_N(\mathcal{E}; e^{\xi/N}) \underset{N \rightarrow \infty}{\sim} \frac{\sqrt{\pi}}{2 \sinh(\xi/2)} T(\xi)^{1/2} \left(\frac{N}{\xi}\right)^{1/2} \exp\left(\frac{S(\xi)}{\xi} N\right).$$

The following are also known.

- (vii) $\xi = 2\pi\sqrt{-1}$. J.E. Andersen and S.K. Hansen proved the following asymptotic formula [1, Theorem 1].

$$J_N(\mathcal{E}; e^{2\pi\sqrt{-1}/N}) \underset{N \rightarrow \infty}{\sim} -2\pi^{3/2} T(0)^{1/2} \left(\frac{N}{2\pi\sqrt{-1}} \right)^{3/2} \exp \left(\frac{N}{2\pi\sqrt{-1}} S^+(0) \right).$$

- (viii) $\xi = 2\pi\sqrt{-1} + u$ with $u \in \mathbb{C} \setminus \sqrt{-1}\mathbb{R}$ and $|u|$ small. Y. Yokota and the author [20] proved the following formula.

$$\lim_{N \rightarrow \infty} \frac{1}{N} \log J_N(\mathcal{E}; e^{\xi/N}) = \frac{S^+(u)}{\xi}.$$

See Figure 1.

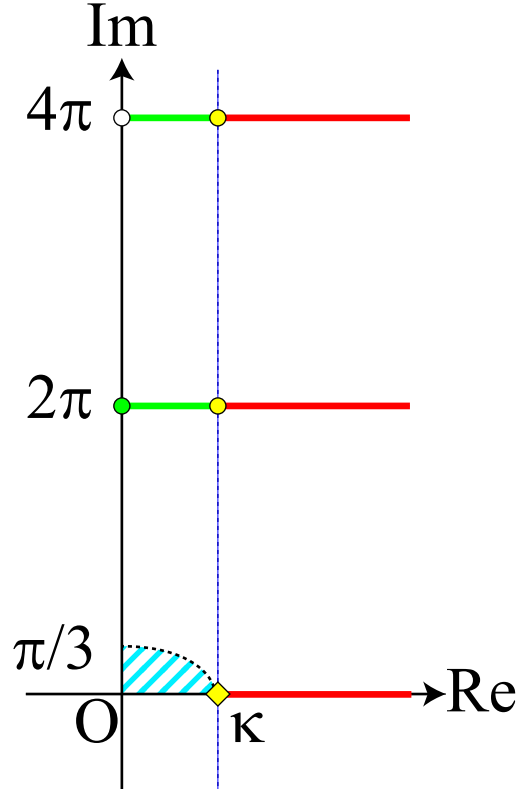


FIGURE 1. The green lines correspond to Case (i), the yellow disks to (ii), the red lines to (iii) and (vi), the cyan striped region to (iv), the yellow diamond to (v), and the green disk to (vii).

Remark 1.4. In [13, 15, 16], the formula for $S^+(u)$ for $0 < u \leq \kappa$ is different because we define $\varphi(u)$ differently. In fact, there we defined $\varphi(u)$ ($0 < u \leq \kappa$) as

$$(1.7) \quad \log \left(\cosh u - \frac{1}{2} - \frac{1}{2} \sqrt{(2 \cosh u - 3)(2 \cosh u + 1)} \right),$$

which we denote by $\tilde{\varphi}(u)$ here.

Since both $e^{\varphi(u)}$ and $e^{\tilde{\varphi}(u)}$ satisfy the quadratic equation $x^2 - (2 \cosh u - 1)x + 1 = 0$ with discriminant $(2 \cosh u - 1)^2 - 4 = (2 \cosh u - 3)(2 \cosh u + 1)$, we see that $|e^{\varphi(u)}| = |e^{\tilde{\varphi}(u)}| = 1$ and $e^{\tilde{\varphi}(u)} = \overline{e^{\varphi(u)}}$. So, if $0 < u < \kappa = \operatorname{arcosh}(3/2)$, then they are purely imaginary with $\tilde{\varphi}(u) + \varphi(u) = 0$ because their arguments should be between $-\pi$ and π . If $u = \kappa$, then $\varphi(\kappa) = \tilde{\varphi}(\kappa) = 0$. So we conclude that $\varphi(u) = -\tilde{\varphi}(u)$ for $0 < u \leq \kappa$.

Moreover, $S^+(u)$ was defined as

$$\operatorname{Li}_2 \left(e^{-u-\tilde{\varphi}(u)} \right) - \operatorname{Li}_2 \left(e^{-u+\tilde{\varphi}(u)} \right) + u(\tilde{\varphi}(u) + 2\pi\sqrt{-1})$$

in [13, 15, 16], which we denote by $\tilde{S}^+(u)$ here. From (1.5), $S^+(u)$ in the current paper equals

$$\operatorname{Li}_2 \left(e^{-u+\varphi(u)} \right) - \operatorname{Li}_2 \left(e^{-u-\varphi(u)} \right) + u(-\varphi(u) + 2\pi\sqrt{-1}),$$

which coincides with $\tilde{S}^+(u)$.

In this paper we study the asymptotic behavior of $J_N(\mathcal{E}; e^{\xi/N})$ as $N \rightarrow \infty$ for the case where $0 < \operatorname{Im} \xi < \pi/2$ and $\operatorname{Re} \xi > 0$.

Throughout this paper, we use the following terminology.

We fix a complex number ξ , and write $a := \operatorname{Re} \xi$ and $b := \operatorname{Im} \xi$, $c := \operatorname{Re} \varphi(\xi)$, and $d := \operatorname{Im} \varphi(\xi)$, where $\varphi(\xi)$ is defined in (1.2). We often drop ξ in $\varphi(\xi)$, and write φ for short. We also put

$$(1.8) \quad \alpha := \cosh a \cos b,$$

$$(1.9) \quad \beta := \sinh a \sin b$$

so that $\cosh \xi = \alpha + \beta\sqrt{-1}$.

In the definition of φ , we have a square root. Since we calculate

$$(1.10) \quad (2 \cosh \xi - 3)(2 \cosh \xi + 1) = (2\alpha - 3)(2\alpha + 1) - 4\beta^2 + 4\beta(2\alpha - 1)\sqrt{-1},$$

the square root $\sqrt{(2 \cosh \xi - 3)(2 \cosh \xi + 1)}$ has a branch cut along the curve $2\alpha = 1$. So it is natural to restrict ourselves to the following region:

$$(1.11) \quad \Xi := \{\xi \in \mathbb{C} \mid a > 0, 0 < b < \pi/2, \cosh a \cos b > 1/2\}.$$

However, by some technical reason, we restrict ourselves to the following smaller region $\Gamma \subset \Xi$.

$$\Gamma := \Xi \cap \{\xi \in \mathbb{C} \mid a \tanh c - b \tan d \geq 0, \cosh a - \cos b > 1/2\}.$$

If we put

$$\tilde{\Gamma} := \Xi \cap \{\xi \in \mathbb{C} \mid a \tanh c - b \tan d < 0, \cosh a - \cos b > 1/2\},$$

then $\Xi = \Gamma \sqcup \tilde{\Gamma} \sqcup (\operatorname{Cl}(\Omega) \cap \Xi)$ because $\operatorname{Cl}(\Omega) \cap \Xi = \{z \in \mathbb{C} \mid a > 0, 0 < b < \pi/2, \cosh a \cos b > 1/2, \cosh a - \cos b \leq 1/2\}$ from Remark B.3, where Cl means the

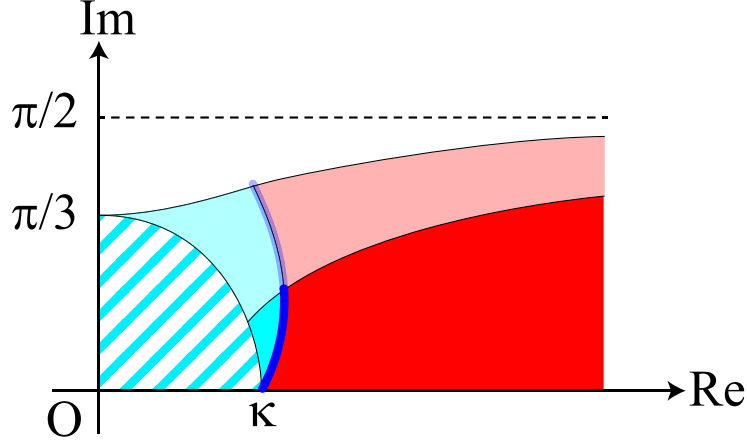


FIGURE 2. The region Ξ is partitioned into the five regions Γ_+ (red), Γ_- (cyan), $\tilde{\Gamma}_+$ (pink), $\tilde{\Gamma}_-$ (light cyan), and $\Omega \cap \Xi$ (striped cyan). The blue arc and the light blue arc indicate Γ_0 and $\tilde{\Gamma}_0$, respectively.

closure and \sqcup is the disjoint union. We also introduce the following regions:

$$\begin{aligned}\Gamma_+ &:= \Gamma \cap \{\xi \in \mathbb{C} \mid \operatorname{Re}(S(\xi)/\xi) > 0\}, \\ \Gamma_- &:= \Gamma \cap \{\xi \in \mathbb{C} \mid \operatorname{Re}(S(\xi)/\xi) < 0\}, \\ \Gamma_0 &:= \Gamma \cap \{\xi \in \mathbb{C} \mid \operatorname{Re}(S(\xi)/\xi) = 0\}, \\ \tilde{\Gamma}_+ &:= \tilde{\Gamma} \cap \{\xi \in \mathbb{C} \mid \operatorname{Re}(S(\xi)/\xi) > 0\}, \\ \tilde{\Gamma}_- &:= \tilde{\Gamma} \cap \{\xi \in \mathbb{C} \mid \operatorname{Re}(S(\xi)/\xi) < 0\}, \\ \tilde{\Gamma}_0 &:= \tilde{\Gamma} \cap \{\xi \in \mathbb{C} \mid \operatorname{Re}(S(\xi)/\xi) = 0\}.\end{aligned}$$

See Figure 2.

The following is our main theorem, whose proof is given in Subsection 5.2

Theorem 1.5 (Main Theorem). *If $\xi \in \Gamma_+$, then we have*

$$(1.12) \quad J_N(\mathcal{E}; e^{\xi/N}) = \frac{\sqrt{\pi}}{2 \sinh(\xi/2)} T(\xi)^{1/2} \left(\frac{N}{\xi}\right)^{1/2} \exp\left(\frac{S(\xi)}{\xi} N\right) (1 + O(N^{-1}))$$

as $N \rightarrow \infty$.

If $\xi \in \Gamma_0$, then we have

$$(1.13) \quad J_N(\mathcal{E}; e^{\xi/N}) = \frac{\sqrt{\pi}}{2 \sinh(\xi/2)} T(\xi)^{1/2} \left(\frac{N}{\xi}\right)^{1/2} \exp\left(\frac{S(\xi)}{\xi} N\right) + \frac{1}{\Delta(e^\xi)} + O(N^{-1/2})$$

as $N \rightarrow \infty$. Note that in this case the absolute value $|J_N(\mathcal{E}; e^{\xi/N})|$ grows polynomially since $\operatorname{Re}(S(\xi)/\xi) = 0$.

If $\xi \in \Gamma_-$, then we have the following.

$$(1.14) \quad J_N(\mathcal{E}; e^{\xi/N}) = \frac{1}{\Delta(e^\xi)} + O(N^{-2})$$

as $N \rightarrow \infty$.

Remark 1.6. From Remark 1.6, we have $\Xi \cap \Omega = \{z \in \mathbb{C} \mid a > 0, 0 < b < \pi/2, \cosh a - \cos b < 1/2\}$. So from Lemma B.2 we know that if $\xi \in \Xi \cap \Omega$, then $\operatorname{Re}(S(\xi)/\xi) < 0$. It follows that $\Xi \cap \Omega \subset \Gamma_- \cup \tilde{\Gamma}_-$. On the other hand, by

Mathematica, for $\xi = 1 + 0.5\sqrt{-1}$ we have $a \tanh c - b \tan d = 0.0661743 > 0$, $\cosh a - \cos b = 0.665498 \dots > 1/2$ and $\operatorname{Re}(S(\xi)/\xi) = -0.166996 \dots < 0$, which implies that $\xi \in \Gamma_-$ but that $\xi \notin \Omega$. So (1.14) is new.

Remark 1.7. The author does not know whether (1.14) is also true for $\xi \in \Xi \cap \partial\Omega = \{z \in \mathbb{C} \mid a > 0, 0 < b < \pi/2, \cosh a - \cos b = 1/2\}$, where ∂ means the boundary. See Remark 5.9.

Remark 1.8. If $\operatorname{Re} \frac{S(\xi)}{\xi} < 0$, the term containing $\exp\left(\frac{S(\xi)}{\xi}N\right)$ may be hidden behind the term $1/\Delta(e^\xi)$ because $\exp\left(\frac{S(\xi)}{\xi}N\right)$ decays exponentially. Similarly, if $\operatorname{Re} \frac{S(\xi)}{\xi} > 0$, $1/\Delta(e^\xi)$ may be hidden behind $\exp\left(\frac{S(\xi)}{\xi}N\right)$ because $\exp\left(\frac{S(\xi)}{\xi}N\right)$ grows exponentially.

Remark 1.9. The condition $a \tanh c - b \tan d \geq 0$ in Theorem 1.5 is just technical. It is used in Lemmas 3.19, 3.21, 3.25, 4.4, 4.6, 4.7, 5.2, and 5.3, and Corollaries 3.20 and 5.4.

The author thinks that Theorem 1.5 holds for any $\xi \in \Xi$, that is, if $\xi \in \tilde{\Gamma}_+$ ($\tilde{\Gamma}_0$, and $\tilde{\Gamma}_-$, respectively), then (1.12) ((1.13), and (1.14), respectively) also hold.

Topological interpretations of the above formulas are in order. See Section 6 for details.

Put $X := S^3 \setminus \operatorname{Int} N(\mathcal{E})$, where $N(\mathcal{E})$ is the regular neighborhood of the figure-eight knot $\mathcal{E} \subset S^3$, and Int denotes the interior. Then the fundamental group $\pi_1(\partial X)$ of its boundary ∂X is isomorphic to \mathbb{Z}^2 generated by the meridian m and the preferred longitude l , where m is null-homotopic in $N(\mathcal{E})$, and l is parallel to \mathcal{E} and null-homologous in X .

Given $\xi \in \mathbb{C}$ one can define two non-Abelian representations $\rho_\xi^\pm: \pi_1(X) \rightarrow \operatorname{PSL}(2; \mathbb{C})$ such that

$$\begin{aligned} \rho_\xi^\pm(m) &= \begin{pmatrix} e^{\xi/2} & * \\ 0 & e^{-\xi/2} \end{pmatrix}, \\ \rho_\xi^\pm(l) &= \begin{pmatrix} \ell(\xi)^\pm & * \\ 0 & \ell(\xi)^\mp \end{pmatrix}. \end{aligned}$$

Putting $v^\pm(\xi) := dS^\pm(\xi)/d\xi - 2\pi\sqrt{-1}$, we can prove that $\ell(\xi) = -e^{\pm v^\pm(\xi)}$. We denote by $\operatorname{CS}_{(\xi, v^\pm(\xi))}(\rho_\xi^\pm)$ the Chern–Simons invariant of ρ_ξ^\pm associated with $(u, -v^\pm(u))$. It can be proved that $\operatorname{CS}_{(u, v^+(u))}(\rho_u^+) = S^+(u) - u\pi\sqrt{-1} - \frac{1}{4}uv^+(u)$ in Cases (i), (ii), (vii), and (viii). Similarly, we have $\operatorname{CS}_{(u, v^-(u))}(\rho_u^-) = S^-(u) - u\pi\sqrt{-1} - \frac{1}{4}uv^-(u)$ in Case (iii). Case (iv) corresponds to an Abelian representation, and Case (v) corresponds to the affine representation $\rho_\kappa^+ = \rho_\kappa^-$ with $\kappa := \operatorname{arcosh}(3/2)$. For Case (vi), see Remark 6.6.

Similarly, we put $v(\xi) := dS(\xi)/d\xi - 2\pi\sqrt{-1}$, and let $\operatorname{CS}_{(u, v(\xi))}(\rho_\xi^-)$ be the Chern–Simons invariant of ρ_ξ^- associated with $(\xi, v(\xi))$. Then we can prove that $\operatorname{CS}_{(\xi, v(\xi))}(\rho_\xi^-) = S(\xi) - \xi\pi\sqrt{-1} - \frac{1}{4}\xi v(\xi)$ (Lemma 6.5).

One can also define the cohomological adjoint Reidemeister torsion of ρ_ξ^\pm as the torsion of the cochain complex $\operatorname{Hom}_{\mathbb{Z}(\pi_1(X))}(C_*(\tilde{X}; \mathbb{Z}), \mathfrak{sl}(2; \mathbb{C}))$, where \tilde{X} is the universal cover of X . We can prove that it coincides with $T(\xi) \in \mathbb{C} \setminus \{0\}$.

Figure 3 shows how ξ is related to representation ρ_ξ^\pm . The paper is organized as follows.

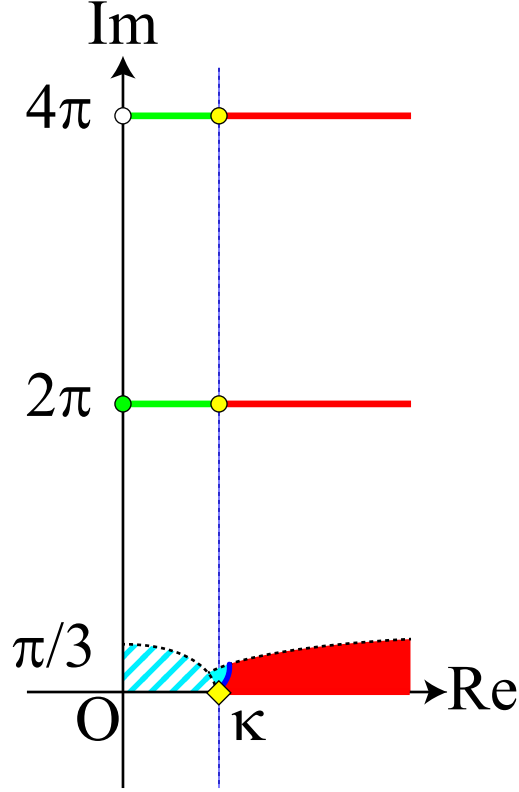


FIGURE 3. The red lines and the red region correspond to the representation ρ_{ξ}^{+} , and the green lines and the green disk to ρ_{ξ}^{-} , where ρ_{ξ}^{+} (ρ_{ξ}^{-} , respectively) is a non-Abelian representation defining a (possibly incomplete) hyperbolic metric with positive (negative, respectively) volume. The yellow disks and the yellow diamond correspond to the affine representation ρ_{κ}^{\pm} . The cyan region and the cyan striped region correspond to the Abelian representation ρ_{ξ}^{Abel} .

In Section 2, we express the colored Jones polynomial $J_N(\mathcal{L}; e^{\xi/N})$ as a sum of the form $\sum_{k=0}^{N-1} e^{Nf_N((2k+1)/(2N))}$, where $f_N(z)$ is a holomorphic function depending on N . The series of functions $\{f_N(z)\}_{N=2,3,\dots}$ uniformly converges to a function $F(z)$, and so the colored Jones polynomial is approximated by the sum $\sum_{k=0}^{N-1} e^{NF((2k+1)/(2N))}$. In Section 3 we prepare several results used in Sections 4 and 5. We will use the Poisson summation formula to change the sum into the integral of the form $\int_0^1 e^{NF(z)} dz$ in Section 4. We then use the saddle point method in Section 5 to obtain an asymptotic formula of the integral, which proves the main theorem. We give topological interpretation of the main theorem in Section 6. Appendices A and B contain technical lemmas used in the previous sections.

2. SUMMATION FORMULA

Put $\gamma := \frac{\xi}{2\pi\sqrt{-1}}$ with $a > 0$ and $0 < b < \pi/2$, where we put $\xi := a + b\sqrt{-1}$. For a complex number z with $-\frac{\text{Re } \gamma}{2N} < \text{Re } z < \frac{\text{Re } \gamma}{2N} + 1$ and a positive integer N , we

define

$$(2.1) \quad T_N(z) := \frac{1}{4} \int_{\widehat{\mathbb{R}}} \frac{e^{(2z-1)t}}{t \sinh t \sinh(\gamma t/N)} dt$$

following [4], where $\widehat{\mathbb{R}}$ is a path $(-\infty, -1] \cup [1, \infty) \cup \{z \in \mathbb{C} \mid |z| = 1, \operatorname{Im} z \geq 0\}$ oriented from left to right. Note that $\operatorname{Re} \gamma = \frac{b}{2\pi} > 0$. The convergence of the right hand side is given in Lemma B.1.

We also define the following two functions $\mathcal{L}_i(z)$ ($i = 1, 2$) for $0 < \operatorname{Re} z < 1$ [19, Definition 2.4]:

$$(2.2) \quad \begin{aligned} \mathcal{L}_1(z) &:= -\frac{1}{2} \int_{\widehat{\mathbb{R}}} \frac{e^{(2z-1)t}}{t \sinh t} dt, \\ \mathcal{L}_2(z) &:= \frac{\pi\sqrt{-1}}{2} \int_{\widehat{\mathbb{R}}} \frac{e^{(2z-1)t}}{t^2 \sinh t} dt. \end{aligned}$$

The integrals in the right hand sides converge similarly, so we omit proofs. These functions can be expressed in terms of well-known functions [19, Lemma 2.5].

$$(2.3) \quad \begin{aligned} \mathcal{L}_1(z) &= \begin{cases} \log(1 - e^{2\pi\sqrt{-1}z}) & \text{if } \operatorname{Im} z \geq 0, \\ 2\pi\sqrt{-1}z - \pi\sqrt{-1} + \log(1 - e^{-2\pi\sqrt{-1}z}) & \text{if } \operatorname{Im} z < 0, \end{cases} \\ \mathcal{L}_2(z) &= \begin{cases} \operatorname{Li}_2(e^{2\pi\sqrt{-1}z}) & \text{if } \operatorname{Im} z \geq 0, \\ 2\pi^2 z^2 - 2\pi^2 z + \frac{\pi^2}{3} - \operatorname{Li}_2(e^{-2\pi\sqrt{-1}z}) & \text{if } \operatorname{Im} z < 0, \end{cases} \end{aligned}$$

where $\operatorname{Li}_2(z) := -\int_0^z \frac{\log(1-t)}{t} dt$ is the dilogarithm function. We can extend them to holomorphic functions in $\mathbb{C} \setminus ((-\infty, 0] \cup [1, \infty))$ by using the right hand sides of the equalities above. The derivative of $\mathcal{L}_2(z)$ is given in terms of $\mathcal{L}_1(z)$ [19, Lemma 2.9].

$$(2.4) \quad \frac{d}{dz} \mathcal{L}_2(z) = -2\pi\sqrt{-1} \mathcal{L}_1(z),$$

In [16, § 2], we proved that $T_N(z)$ is extended to the following region:

$$(2.5) \quad \Sigma := \left\{ z \in \mathbb{C} \mid -1 + \frac{\operatorname{Re} \gamma}{2N} < \operatorname{Re} z < 2 - \frac{\operatorname{Re} \gamma}{2N} \right\} \setminus (\triangleright \cup \triangleleft),$$

where we put

$$\begin{aligned} \triangleright &:= \left\{ z \in \mathbb{C} \mid \operatorname{Im} z \geq 0, -1 + \frac{\operatorname{Re} \gamma}{2N} < \operatorname{Re} z \leq 0, \operatorname{Im} \left(\frac{z}{\gamma} \right) \leq 0 \right\}, \\ \triangleleft &:= \left\{ z \in \mathbb{C} \mid \operatorname{Im} z \leq 0, 1 \leq \operatorname{Re} z < 2 - \frac{\operatorname{Re} \gamma}{2N}, \operatorname{Im} \left(\frac{z-1}{\gamma} \right) \geq 0 \right\}. \end{aligned}$$

Moreover, the function $T_N(z)$ is holomorphic in Σ . See Figure 4 (left).

The series of functions $\{\frac{1}{N} T_N(z)\}_{N=2,3,\dots}$ uniformly converges to $\frac{\mathcal{L}_2(z)}{\xi}$. More precisely, we have the following lemma ([16, Proposition 2.25]).

Lemma 2.1. *Let $\nu < 1/4$ be a positive number. Then we have*

$$T_N(z) = \frac{N}{\xi} \mathcal{L}_2(z) + O(N^{-1})$$

as $N \rightarrow \infty$ in the region Σ_ν . Here we put

$$\Sigma_\nu := \left\{ z \in \mathbb{C} \mid -1 + \nu \leq \operatorname{Re} z \leq 2 - \nu, |\operatorname{Im} z| \leq M \right\} \setminus (\triangleright_\nu \cup \triangleleft_\nu)$$

for a real number $M > 0$ with $M > \max \left\{ \nu, \left| \frac{\operatorname{Im} \gamma}{\operatorname{Re} \gamma} \right| \right\}$, and

$$\begin{aligned} \triangleright_\nu &:= \left\{ z \in \mathbb{C} \mid \operatorname{Im} z > -\nu, -1 + \nu \leq \operatorname{Re} z < \nu, \operatorname{Im} \left(\frac{z - \nu}{\gamma} \right) < 0 \right\}, \\ \triangleleft_\nu &:= \left\{ z \in \mathbb{C} \mid \operatorname{Im} z < \nu, 1 - \nu < \operatorname{Re} z \leq 2 - \nu, \operatorname{Im} \left(\frac{z - 1 + \nu}{\gamma} \right) > 0 \right\}. \end{aligned}$$

Note that $\Sigma_\nu \subset \Sigma$ if $N > \frac{\operatorname{Re} \gamma}{2\nu}$. See Figure 4 (right).

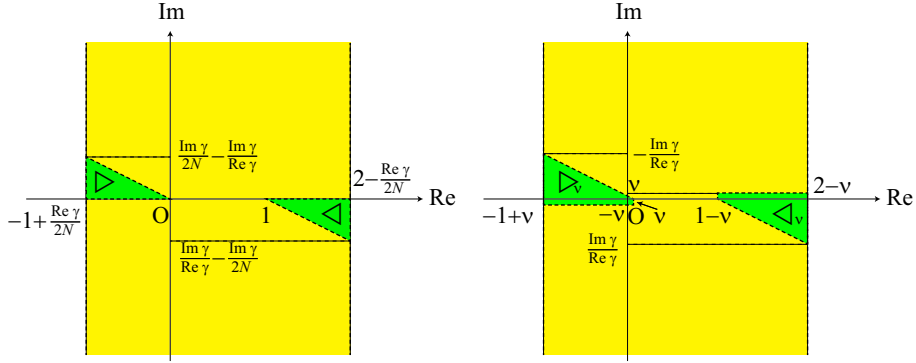


FIGURE 4. Σ (left) and Σ_ν (right).

Let us consider the following integrals \mathcal{J}_m for $m = 0, 1, 2, \dots$:

$$\mathcal{J}_m(z) := \int_{\widehat{\mathbb{R}}} \frac{t^m e^{(2z-1)t}}{\sinh t} dt,$$

Then the derivatives of $\mathcal{L}_1(z)$ can be expressed in terms of $\mathcal{J}_m(z)$.

Lemma 2.2. *We have*

$$\frac{d}{dz} \mathcal{L}_1(z) = -\mathcal{J}_0(z),$$

and

$$\frac{d}{dz} \mathcal{J}_m(z) = 2\mathcal{J}_{m-1}(z).$$

Proof. We have

$$\frac{d}{dz} \mathcal{J}_m(z) = 2 \int_{\widehat{\mathbb{R}}} \frac{t^{m+1} e^{(2z-1)t}}{\sinh t} dt = 2\mathcal{J}_m(z).$$

□

We also have the following lemma.

Lemma 2.3. *For $0 < \nu < 1/4$, we have*

$$T'_N(z) = -\frac{N}{\gamma} \mathcal{L}_1(z) + O(N^{-1})$$

as $N \rightarrow \infty$ in Σ_ν , where $T'_N(z)$ means the derivative.

Proof. We follow [19, Proof of Lemma 2.4]. Since

$$T'_N(z) = \frac{1}{2} \int_{\widehat{\mathbb{R}}} \frac{e^{(2z-1)t}}{\sinh t \sinh(\gamma t/N)} dt,$$

we have

$$\begin{aligned} \left| T'_N(z) + \frac{N}{\gamma} \mathcal{L}_1(z) \right| &= \frac{1}{2} \left| \int_{\widehat{\mathbb{R}}} \frac{N e^{(2z-1)t}}{\gamma t \sinh t} \left(\frac{\gamma t/N}{\sinh(\gamma t/N)} - 1 \right) dt \right| \\ &\leq \frac{N}{2|\gamma|} \int_{\widehat{\mathbb{R}}} \left| \frac{e^{(2z-1)t}}{t \sinh t} \right| \left| \frac{\gamma t/N}{\sinh(\gamma t/N)} - 1 \right| dt. \end{aligned}$$

Since $x/\sinh x = 1 - x^2/6 + O(x^4)$ as $x \rightarrow 0$, $\left| \frac{\gamma t/N}{\sinh(\gamma t/N)} - 1 \right| \leq \frac{c|t|^2}{N^2}$ for a constant $c > 0$. Therefore we have

$$\left| T'_N(z) + \frac{N}{\gamma} \mathcal{L}_1(z) \right| \leq \frac{c'}{N} \int_{\widehat{\mathbb{R}}} \left| \frac{t e^{(2z-1)t}}{\sinh t} \right| dt,$$

where $c' := \frac{c}{2|\gamma|}$.

We will estimate the integral $\int_{\widehat{\mathbb{R}}} \left| \frac{t e^{(2z-1)t}}{\sinh t} \right| dt$. Put

$$\begin{aligned} I_+ &:= \int_1^\infty \left| \frac{t e^{(2z-1)t}}{\sinh t} \right| dt, \\ I_- &:= \int_{-\infty}^{-1} \left| \frac{t e^{(2z-1)t}}{\sinh t} \right| dt, \\ I_0 &:= \int_{|t|=1, \operatorname{Im} t \geq 0} \left| \frac{t e^{(2z-1)t}}{\sinh t} \right| dt. \end{aligned}$$

Since $\operatorname{Re} z \leq 1 - \nu$, we have

$$\begin{aligned} I_+ &= \int_1^\infty \frac{2t e^{(2\operatorname{Re} z - 1)t}}{e^t - e^{-t}} dt = \int_1^\infty \frac{2t e^{2(\operatorname{Re} z - 1)t}}{1 - e^{-2t}} dt \leq \frac{2}{1 - e^{-2}} \int_1^\infty t e^{-2\nu t} dt \\ &= \frac{2e^{-2\nu}(1 + 2\nu)}{4\nu^2(1 - e^{-2})}. \end{aligned}$$

Similarly, from $\operatorname{Re} z \geq \nu$, we have

$$\begin{aligned} I_- &= - \int_{-\infty}^{-1} \frac{2t e^{(2\operatorname{Re} z - 1)t}}{e^{-t} - e^t} dt = - \int_{-\infty}^{-1} \frac{2t e^{2t \operatorname{Re} z}}{1 - e^{2t}} dt \leq \frac{-2}{1 - e^{-2}} \int_{-\infty}^{-1} t e^{2\nu t} dt \\ &= \frac{2e^{-2\nu}(1 + 2\nu)}{4\nu^2(1 - e^{-2})}. \end{aligned}$$

As for I_0 , putting $t := e^{s\sqrt{-1}}$ for $0 \leq s \leq \pi$, and $L := \min_{|z|=1, \operatorname{Im} z \geq 0} |\sinh z|$, we have

$$\begin{aligned} I_0 &= \int_0^\pi \left| \frac{e^{s\sqrt{-1}} e^{(2z-1)e^{s\sqrt{-1}}}}{\sinh(e^{s\sqrt{-1}})} \right| \times \left| \sqrt{-1} e^{s\sqrt{-1}} \right| ds \\ &\leq \frac{1}{L} \int_0^\pi e^{(2\operatorname{Re} z - 1) \cos s - 2 \operatorname{Im} z \sin s} ds, \end{aligned}$$

which is bounded since z is bounded.

Therefore we conclude that $I_+ + I_- + I_0$ is bounded, and the lemma follows. \square

If $0 < \operatorname{Re} z < 1$ then we have

$$(2.6) \quad \frac{\exp(T_N(z - \frac{\gamma}{2N}))}{\exp(T_N(z + \frac{\gamma}{2N}))} = 1 - e^{2\pi\sqrt{-1}z}$$

from [15, Lemma 2.5]. For an integer j with $0 < j < 2N$, putting $z = j\gamma/N$ in (2.6) we have

$$(2.7) \quad \frac{\exp(T_N((j - 1/2)\gamma/N))}{\exp(T_N((j + 1/2)\gamma/N))} = 1 - e^{j\xi/N}$$

since $\operatorname{Re}(j\gamma/N) = \frac{jb}{2N\pi}$, which is between 0 and $1/2$.

The colored Jones polynomial $J_N(\mathcal{E}; q)$ of the figure-eight knot \mathcal{E} has the following simple formula due to K. Habiro [5] and T. Le [11].

$$(2.8) \quad J_N(\mathcal{E}; q) = \sum_{k=0}^{N-1} q^{-kN} \prod_{l=1}^k (1 - q^{N-l}) (1 - q^{N+l}).$$

For a complex number $\xi = a + b\sqrt{-1}$ with $a > 0$ and $0 < b < \pi/2$, we can express $J_N(\mathcal{E}; e^{\xi/N})$ by using $T_N(z)$. From (2.7) we have

$$\begin{aligned} & \prod_{l=1}^k (1 - q^{N-l}) (1 - q^{N+l}) \\ &= \prod_{l=1}^k \left(1 - e^{(N-l)\xi/N}\right) \left(1 - e^{(N+l)\xi/N}\right) \\ &= \prod_{l=1}^k \frac{\exp(T_N((N-l-1/2)\gamma/N))}{\exp(T_N((N-l+1/2)\gamma/N))} \frac{\exp(T_N((N+l-1/2)\gamma/N))}{\exp(T_N((N+l+1/2)\gamma/N))} \\ &= \frac{\exp(T_N((N-k-1/2)\gamma/N))}{\exp(T_N((N-1/2)\gamma/N))} \frac{\exp(T_N((N+1/2)\gamma/N))}{\exp(T_N((N+k+1/2)\gamma/N))}. \end{aligned}$$

Therefore we obtain

$$\begin{aligned} & J_N(\mathcal{E}; e^{\xi/N}) \\ &= \frac{\exp(T_N((1 + \frac{1}{2N})\gamma))}{\exp(T_N((1 - \frac{1}{2N})\gamma))} \sum_{k=0}^{N-1} e^{-k\xi} \frac{\exp(T_N((1 - \frac{2k+1}{2N})\gamma))}{\exp(T_N((1 + \frac{2k+1}{2N})\gamma))} \\ &= \frac{1}{1 - e^\xi} \sum_{k=0}^{N-1} e^{-k\xi} \frac{\exp(T_N((1 - \frac{2k+1}{2N})\gamma))}{\exp(T_N((1 + \frac{2k+1}{2N})\gamma))}, \end{aligned}$$

where we use (2.6) with $z = \gamma$ in the second equality, noting that $\operatorname{Re} \gamma = \frac{b}{2\pi}$. Putting

$$(2.9) \quad f_N(z) := \frac{1}{N} T_N(\gamma(1-z)) - \frac{1}{N} T_N(\gamma(1+z)) - \xi z + 2\pi\sqrt{-1}z,$$

we have

$$(2.10) \quad J_N(\mathcal{E}; e^{\xi/N}) = \frac{1}{2 \sinh(\xi/2)} \sum_{k=0}^{N-1} e^{N f_N((2k+1)/(2N))}.$$

Lemma 2.4. *The function $f_N(z)$ is defined in the following region:*

$$\Theta := \left\{ z \in \mathbb{C} \mid |\operatorname{Im}(\xi z)| < 2\pi + \left(1 - \frac{1}{2N}\right)b \right\} \setminus (\Delta^+ \cup \nabla^+ \cup \Delta^- \cup \nabla^-),$$

where

$$\begin{aligned} \Delta^+ &:= \left\{ z \in \mathbb{C} \mid \operatorname{Re}(\xi z) \geq a, \operatorname{Im}(\xi z) < 2\pi + \left(1 - \frac{1}{2N}\right)b, \operatorname{Im} z \geq 0 \right\}, \\ \nabla^- &:= \left\{ z \in \mathbb{C} \mid \operatorname{Re}(\xi z) \leq a, -2\pi - \left(1 - \frac{1}{2N}\right)b < \operatorname{Im}(\xi z), \operatorname{Im} z \leq -\frac{2\pi a}{|\xi|^2} \right\}, \\ \nabla^+ &:= \left\{ z \in \mathbb{C} \mid \operatorname{Re}(\xi z) \leq -a, -2\pi - \left(1 - \frac{1}{2N}\right)b < \operatorname{Im}(\xi z), \operatorname{Im} z \leq 0 \right\}, \\ \Delta^- &:= \left\{ z \in \mathbb{C} \mid \operatorname{Re}(\xi z) \geq -a, \operatorname{Im}(\xi z) < 2\pi + \left(1 - \frac{1}{2N}\right)b, \operatorname{Im} z \geq \frac{2\pi a}{|\xi|^2} \right\}. \end{aligned}$$

See Figure 5. Note that Δ^\pm is congruent to ∇^\pm , and that Δ^+ and ∇^+ are similar to Δ^- and ∇^- respectively with similarity ratio π/b . See Figure 5.

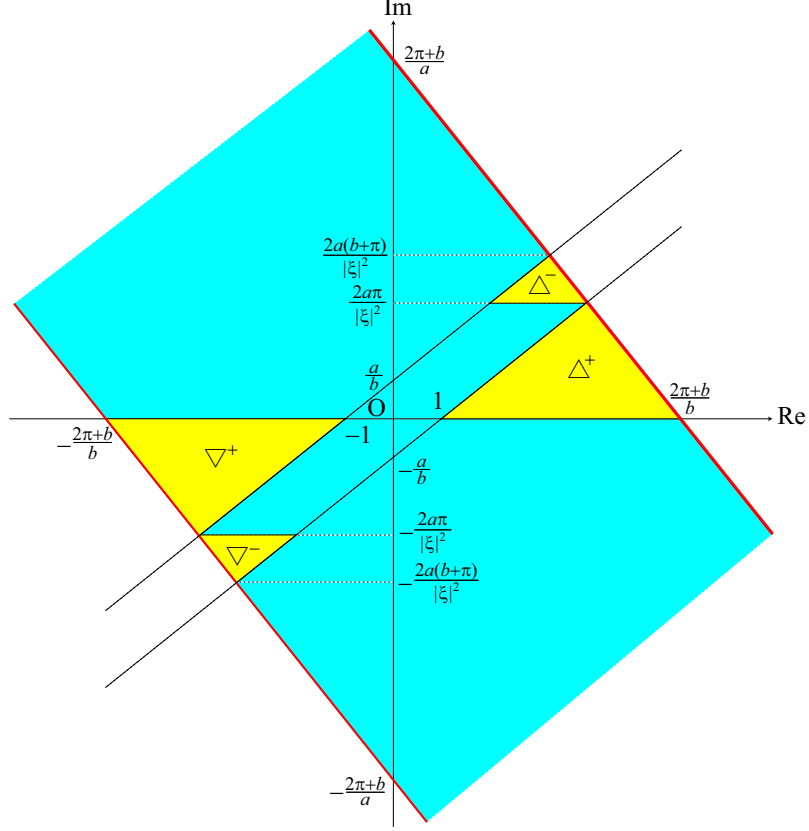


FIGURE 5. The function $f_N(z)$ is defined in the region Θ , which is between the two red lines except for the four yellow triangles.

Proof. We put $x := \operatorname{Re} z$ and $y := \operatorname{Im} z$.

Since $\operatorname{Re} \gamma = \frac{b}{2\pi}$, $\operatorname{Re}(\gamma(1-z)) = \frac{b}{2\pi} - \frac{\operatorname{Im}(\xi z)}{2\pi}$, and $\operatorname{Im}(\gamma(1-z)) = -\frac{a}{2\pi} + \frac{\operatorname{Re}(\xi z)}{2\pi}$ we see that $\gamma(1-z)$ is in the region (2.5) if and only if

$$\begin{aligned}
 (2.11) \quad & \left\{ z \in \mathbb{C} \mid -4\pi + \left(1 + \frac{1}{2N}\right)b < \operatorname{Im}(\xi z) < 2\pi + \left(1 - \frac{1}{2N}\right)b \right\} \\
 & \setminus \left\{ z \in \mathbb{C} \mid \operatorname{Re}(\xi z) \geq a, b \leq \operatorname{Im}(\xi z) < 2\pi + \left(1 - \frac{1}{2N}\right)b, \operatorname{Im} z \geq 0 \right\} \\
 & \setminus \left\{ z \in \mathbb{C} \mid \operatorname{Re}(\xi z) \leq a, -4\pi + \left(1 + \frac{1}{2N}\right)b < \operatorname{Im}(\xi z) \leq -2\pi + b, \right. \\
 & \quad \left. \operatorname{Im} z \leq -\frac{2\pi a}{|\xi|^2} \right\}.
 \end{aligned}$$

By the symmetry $z \leftrightarrow -z$, we also see that $\gamma(1+z)$ is in the region 2.5 if and only if

$$(2.12) \quad \left\{ z \in \mathbb{C} \mid -2\pi - \left(1 - \frac{1}{2N}\right)b < \operatorname{Im}(\xi z) < 4\pi - \left(1 + \frac{1}{2N}\right)b \right\} \\ \setminus \left\{ z \in \mathbb{C} \mid \operatorname{Re}(\xi z) \leq -a, -2\pi - \left(1 - \frac{1}{2N}\right)b < \operatorname{Im}(\xi z) \leq -b, \operatorname{Im} z \leq 0 \right\} \\ \setminus \left\{ z \in \mathbb{C} \mid \operatorname{Re}(\xi z) \geq -a, 2\pi - b \leq \operatorname{Im}(\xi z) < 4\pi - \left(1 + \frac{1}{2N}\right)b, \right. \\ \left. \operatorname{Im} z \geq \frac{2\pi a}{|\xi|^2} \right\}.$$

Therefore the domain of $f_N(z)$ is $\left\{ z \in \mathbb{C} \mid |\operatorname{Im}(\xi z)| < 2\pi + \left(1 - \frac{1}{2N}\right)b \right\}$ minus the sets in the second, third and fourth lines in (2.11) and (2.12).

Since $\operatorname{Re}(\xi z) \geq a$ implies that $ax - by \geq a$, we have $x - 1 \geq by/a$. So if $y \geq 0$, we have

$$\operatorname{Im}(\xi z) - b = b(x - 1) + ay \geq \frac{|\xi|^2}{a}y \geq 0.$$

Therefore we do not need $\operatorname{Im}(\xi z) \geq b$ in the second line in (2.11).

Similarly, if $\operatorname{Re}(\xi z) \leq a$, we have $x - 1 \leq by/a$. So if $y \leq -2\pi a/|\xi|^2$, we have

$$\operatorname{Im}(\xi z) - (-2\pi + b) = b(x - 1) + ay + 2\pi \leq \frac{b^2 y}{a} + ay + 2\pi = \frac{|\xi|^2}{a}y + 2\pi \leq 0,$$

and we do not need $\operatorname{Im}(\xi z) \leq -2\pi + b$ in the third and fourth lines in (2.11). Since $-4\pi + (1 + 1/(2N))b$ is less than $-2\pi - (1 - 1/(2N))b$, we can replace the set in the third and fourth lines in (2.11) with ∇^- .

Similarly, we can replace the set in the second, third, and fourth lines in (2.12) with ∇^+ and Δ^- .

From the symmetry, it is clear that Δ^\pm is congruent to ∇^\pm . The triangles Δ^+ is similar to Δ^- , because they share the upper red line in Figure 5, and the other edges are parallel. Since the height of Δ^+ is $2a\pi/|\xi|^2$, and that of Δ^- is $2a(b + \pi)/|\xi|^2 - 2a\pi/|\xi|^2 = 2ab/|\xi|^2$, the similarity ratio is π/b .

This completes the proof. \square

From Lemma 2.1, the series $\{\frac{1}{N}T_N(w)\}_{N=2,3,\dots}$ uniformly converges to $\frac{1}{\xi}\mathcal{L}_2(w)$ in the compact region Σ_ν . So we can show the following lemma, whose proof is omitted since it is similar way to that of Lemma 2.4.

Lemma 2.5. *The series of functions $\{f_N(z)\}_{N=2,3,4,\dots}$ uniformly converges to*

$$(2.13) \quad F(z) := \frac{1}{\xi}\mathcal{L}_2(\gamma(1-z)) - \frac{1}{\xi}\mathcal{L}_2(\gamma(1+z)) - \xi z + 2\pi\sqrt{-1}z$$

in the region

$$(2.14) \quad \Theta_\nu := \{z \in \mathbb{C} \mid |\operatorname{Im}(\xi z)| \leq b + 2\pi(1 - \nu), |\operatorname{Re}(\xi z)| \leq 2M\pi - a\} \\ \setminus (\Delta_\nu^+ \cup \nabla_\nu^+ \cup \Delta_\nu^- \cup \nabla_\nu^-),$$

where M and ν are positive numbers given in Lemma 2.1, and

$$\Delta_\nu^+ := \{z \in \mathbb{C} \mid \operatorname{Re}(\xi z) > a - 2\pi\nu, b - 2\pi\nu < \operatorname{Im}(\xi z) \leq b + 2\pi(1 - \nu),$$

$$\operatorname{Im} z > -2\pi\nu a/|\xi|^2\},$$

$$\nabla_\nu^- := \{z \in \mathbb{C} \mid \operatorname{Re}(\xi z) < a + 2\pi\nu, -b - 2\pi(1 - \nu) \leq \operatorname{Im}(\xi z) < b - 2\pi(1 - \nu),$$

$$\operatorname{Im} z < -2\pi(1 - \nu)a/|\xi|^2\},$$

$$\nabla_\nu^+ := \{z \in \mathbb{C} \mid \operatorname{Re}(\xi z) < -a + 2\pi\nu, -b - 2\pi(1 - \nu) \leq \operatorname{Im}(\xi z) < -b + 2\pi\nu,$$

$$\begin{aligned} & \operatorname{Im} z < 2\pi\nu a/|\xi|^2, \\ \Delta_\nu^- := \{z \in \mathbb{C} \mid & \operatorname{Re}(\xi z) > -a - 2\pi\nu, -b + 2\pi(1-\nu) < \operatorname{Im}(\xi z) \leq b + 2\pi(1-\nu), \\ & \operatorname{Im} z > 2\pi(1-\nu)a/|\xi|^2\}. \end{aligned}$$

See Figure 6. Compare it with Figure 5 noting that ∇_ν^\pm and Δ_ν^\pm are neighborhoods

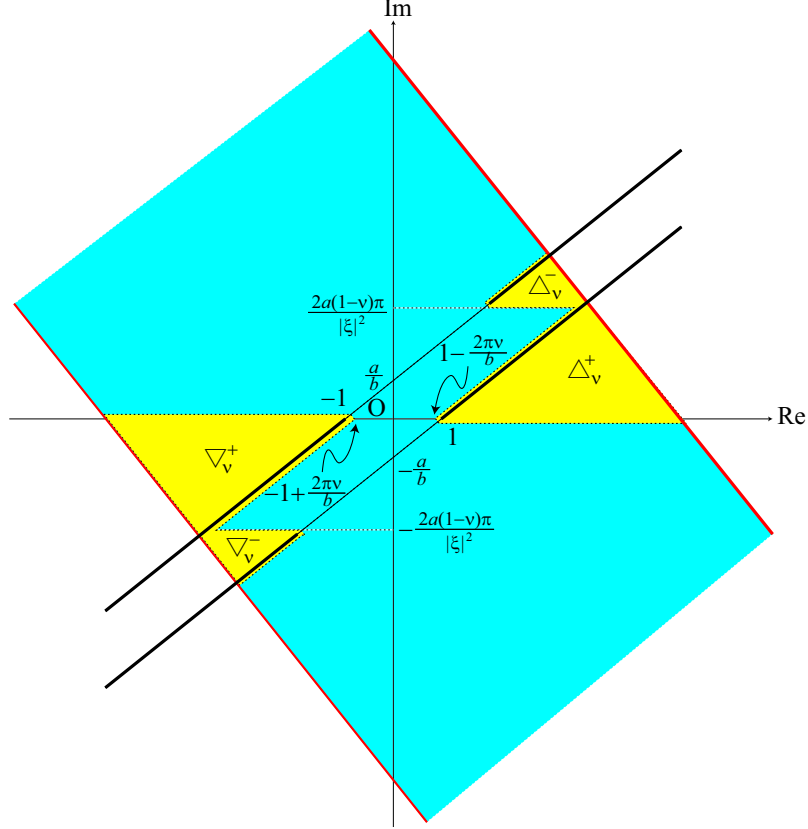


FIGURE 6. The region Θ_ν is between the two red lines except for the yellow parallelograms, which are neighborhoods of yellow triangles in Figure 5. Note that Δ_ν^+ and Δ_ν^- overlap, and ∇_ν^+ and ∇_ν^- also overlap. The function $F(z)$ is holomorphic in \mathbb{C} minus the four black half lines.

of ∇^\pm and Δ^\pm respectively.

Remark 2.6. Since $\mathcal{L}_2(z)$ is holomorphic in the region $\mathbb{C} \setminus ((-\infty, 0] \cup [1, \infty))$, the function $F(z)$ is holomorphic in the region $\mathbb{C} \setminus \{t/\gamma - 1 \mid t \leq 0 \text{ or } t \geq 1\} \cup \{-t/\gamma + 1 \mid t \leq 0 \text{ or } t \geq 1\}$, which is the complement of the four thick lines in Figure 6.

From Lemmas 2.1 and 2.3, we have the following lemma.

Lemma 2.7. *We have*

$$\begin{aligned} f_N(z) &= F(z) + O(N^{-2}), \\ f'_N(z) &= F'(z) + O(N^{-2}) \end{aligned}$$

as $N \rightarrow \infty$.

Proof. The first asymptotic formula follows immediately from Lemma 2.1.

As for the second, on one hand from (2.9), we have

$$\begin{aligned} f'_N(z) &= -\frac{\gamma}{N}T'_N(\gamma(1-z)) - \frac{\gamma}{N}T'_N(\gamma(1+z)) - \xi + 2\pi\sqrt{-1} \\ &= \mathcal{L}_1(\gamma(1-z)) + \mathcal{L}_1(\gamma(1+z)) - \xi + 2\pi\sqrt{-1} + O(N^{-2}), \end{aligned}$$

where we use Lemma 2.3 in the second equality. On the other hand, we have from (2.13) and (2.4)

$$\begin{aligned} (2.15) \quad F'(z) &= -\frac{1}{2\pi\sqrt{-1}}\mathcal{L}'_2(\gamma(1-z)) - \frac{1}{2\pi\sqrt{-1}}\mathcal{L}'_2(\gamma(1+z)) - \xi + 2\pi\sqrt{-1} \\ &= \mathcal{L}_1(\gamma(1-z)) + \mathcal{L}_1(\gamma(1+z)) - \xi + 2\pi\sqrt{-1}. \end{aligned}$$

Therefore we have $f'_N(z) = F'(z) + O(N^{-2})$, and the proof is complete. \square

It is sometimes convenient to use another variable $Z := \xi z$. We denote the corresponding function as $g_N(Z) := f_N(Z/\xi)$, that is,

$$g_N(Z) := \frac{1}{N}T_N\left(\frac{\xi - Z}{2\pi\sqrt{-1}}\right) - \frac{1}{N}T_N\left(\frac{\xi + Z}{2\pi\sqrt{-1}}\right) - Z + \frac{2\pi\sqrt{-1}Z}{\xi},$$

The function $g_N(Z)$ is defined in $\xi\Theta := \{\xi z \in \mathbb{C} \mid z \in \Theta\}$.

Since the series of functions $\{f_N(z)\}_{N=2,3,4,\dots}$ uniformly converges to $F(z)$, the series of functions $\{g_N(Z)\}_{N=2,3,4,\dots}$ uniformly converges to

$$G(Z) := \frac{1}{\xi}\mathcal{L}_2\left(\frac{\xi - Z}{2\pi\sqrt{-1}}\right) - \frac{1}{\xi}\mathcal{L}_2\left(\frac{\xi + Z}{2\pi\sqrt{-1}}\right) - Z + \frac{2\pi\sqrt{-1}Z}{\xi}$$

in the region $\xi\Theta_\nu$.

We can express $G(Z)$ in terms of $\text{Li}_2(w)$ in some cases.

Lemma 2.8. *If $|\text{Re } Z| < a$, then we have*

$$G(Z) = \frac{1}{\xi}\text{Li}_2(e^{-\xi-Z}) - \frac{1}{\xi}\text{Li}_2(e^{-\xi+Z}) + Z.$$

Proof. If $|\text{Re } Z| < a$, then $\text{Im } \frac{\xi \pm Z}{2\pi\sqrt{-1}} = -\frac{1}{2\pi}(a \pm \text{Re } Z) < 0$. So, from (2.3), we have

$$\begin{aligned} G(Z) &= -\frac{1}{\xi}\text{Li}_2(e^{-\xi+Z}) + \frac{1}{\xi}\text{Li}_2(e^{-\xi-Z}) - Z + \frac{2\pi\sqrt{-1}Z}{\xi} \\ &\quad + \frac{2\pi^2}{\xi}\left(\left(\frac{\xi - Z}{2\pi\sqrt{-1}}\right)^2 - \left(\frac{\xi + Z}{2\pi\sqrt{-1}}\right)^2\right) - \frac{2\pi^2}{\xi}\left(\frac{\xi - Z}{2\pi\sqrt{-1}} - \frac{\xi + Z}{2\pi\sqrt{-1}}\right) \\ &= \frac{1}{\xi}\text{Li}_2(e^{-\xi-Z}) - \frac{1}{\xi}\text{Li}_2(e^{-\xi+Z}) + Z, \end{aligned}$$

and the proof is complete \square

As for the derivative, we have the following formulas when $\text{Re } z > -a$.

Lemma 2.9. *If $|\text{Re } Z| < a$, then we have*

$$\frac{d}{dZ}G(Z) = \frac{1}{\xi}\log(2\cosh \xi - 2\cosh Z).$$

If $\text{Re } Z \geq a$, then we have

$$\frac{d}{dZ}G(Z) = \frac{1}{\xi}(\log(1 - e^{-\xi-Z}) + \log(1 - e^{\xi-Z}) + Z + \pi\sqrt{-1}).$$

Proof. If $|\text{Re } Z| < a$, from Lemma 2.8, we have

$$\frac{d}{dZ}G(Z) = \frac{1}{\xi}(\log(1 - e^{-\xi-Z}) + \log(1 - e^{-\xi+Z}) + \xi) = \frac{1}{\xi}\log(2\cosh \xi - 2\cosh Z),$$

there the second equality follows from Lemma 2.11 below.

Now, we consider the case where $\operatorname{Re} Z \geq a$. From (2.4), we have

$$\frac{d}{dZ}G(Z) = \frac{1}{\xi} \left(\mathcal{L}_1 \left(\frac{\xi + Z}{2\pi\sqrt{-1}} \right) + \mathcal{L}_1 \left(\frac{\xi - Z}{2\pi\sqrt{-1}} \right) - \xi + 2\pi\sqrt{-1} \right)$$

Since $\operatorname{Re} Z \geq a$, we have $\operatorname{Im} \left(\frac{\xi + Z}{2\pi\sqrt{-1}} \right) = \frac{-1}{2\pi}(a + \operatorname{Re} Z) < 0$ and $\operatorname{Im} \left(\frac{\xi - Z}{2\pi\sqrt{-1}} \right) = \frac{-1}{2\pi}(a - \operatorname{Re} Z) \geq 0$. So from (2.3) we obtain the desired formula. \square

Since $F(z) = G(\xi z)$, we have the following corollary to Lemmas 2.8 and 2.9.

Corollary 2.10. *If $|\operatorname{Re}(\xi z)| < a$, then we have*

$$F(z) = \frac{1}{\xi} \operatorname{Li}_2(e^{-\xi - \xi z}) - \frac{1}{\xi} \operatorname{Li}_2(e^{-\xi + \xi z}) + \xi z,$$

and

$$\frac{d}{dz}F(z) = \log(2 \cosh \xi - 2 \cosh(\xi z)).$$

If $\operatorname{Re}(\xi z) \geq a$, then we have

$$\frac{d}{dz}F(z) = \log(1 - e^{-\xi - \xi z}) + \log(1 - e^{\xi - \xi z}) + \xi z + \pi\sqrt{-1}.$$

The following lemma is used in the proof of Lemma 2.9.

Lemma 2.11. *Put*

$$\begin{aligned} D_1(Z) &:= \arg(1 - e^{-\xi - Z}) + \arg(1 - e^{-\xi + Z}) + b, \\ D_2(Z) &:= \arg(1 - e^{-\xi - Z}) + \arg(1 - e^{\xi - Z}) + \operatorname{Im} Z + \pi. \end{aligned}$$

If $|\operatorname{Re} Z| < a$, then we have $|D_1(Z)| < \pi$. If $\operatorname{Re} Z \geq a$ and $\operatorname{Im} Z \leq b$, then we have $D_2(Z) < 3\pi/2$.

The proof of the lemma is elementary but complicated. So we postpone it to Appendix B.

Lemma 2.11 has another application. Together with Corollary 2.10, we have the following result, which will be used in the proof of Lemma 4.6.

Corollary 2.12. *Put $x := \operatorname{Re} z$, and $y := \operatorname{Im} z$. If $0 \leq x \leq 1$ and $y \leq 0$, then $\frac{\partial}{\partial y} \operatorname{Re} F(z) > -3\pi/2$.*

Proof. From Corollary 2.10, the Cauchy–Riemann equations implies

$$\begin{aligned} \frac{\partial}{\partial y} \operatorname{Re} F(z) &= -\frac{\partial}{\partial x} \operatorname{Im} F(z) \\ &= \begin{cases} -\arg(2 \cosh \xi - 2 \cosh(\xi z)) & (\text{if } |\operatorname{Re}(\xi z)| < a), \\ -D_2(\xi z) & (\text{if } \operatorname{Re}(\xi z) \geq a). \end{cases} \end{aligned}$$

If $|\operatorname{Re}(\xi z)| < a$, then it is clear that $\frac{\partial}{\partial y} \operatorname{Re} F(z) > -3\pi/2$ from the formula above.

If $\operatorname{Re}(\xi z) \leq -a$, then since $\operatorname{Re}(\xi z) = ax - by \leq -a$ and $y \leq 0$, we have $0 \geq y \geq \frac{a}{b}(x + 1)$. This is impossible since we are assuming $x \geq 0$.

If $\operatorname{Re}(\xi z) \geq a$, then since $ax - by \geq a$, we have $y \leq \frac{a}{b}(x - 1)$. The assumption $x \leq 1$ implies $\operatorname{Im}(\xi z) = bx + ay \leq b$, and we have $\frac{\partial}{\partial y} \operatorname{Re} F(z) = -D_2(\xi z) > -3\pi/2$ from Lemma 2.11.

So, it is clear that $\frac{\partial}{\partial y} \operatorname{Re} F(z) > -3\pi/2$ if $|\operatorname{Re}(\xi z)| < a$.

Suppose that $\operatorname{Re}(\xi z) \geq a$ and $\operatorname{Im}(\xi z) \leq b$, then $\frac{\partial}{\partial y} \operatorname{Re} F(z) = -D_2(\xi z) > -3\pi/2$ from Lemma 2.11. \square

3. REGIONS AND CURVES

In this section, we define several regions and curves both in the z -plane and the Z -plane, and study their properties, where z is used as the arguments of $f_N(z)$ and $F(z)$, and Z is used as the arguments of $g_N(Z)$ and $G(Z)$.

Recall that we put $\xi = a + b\sqrt{-1}$, $\varphi = c + d\sqrt{-1}$, $\alpha = \cosh a \cos b$, $\beta = \sinh a \sin b$, where $\varphi := \varphi(\xi)$ is defined as (1.2). We will often use φ instead of $\varphi(\xi)$ as above, if the dependence of φ on ξ is clear. Throughout the section we assume that $\xi \in \Xi$ (see (1.11)), that is, $a > 0$, $0 < b < \pi/2$, and $\alpha = \cosh a \cos b > 1/2$.

3.1. Locations of φ and σ . We put

$$(3.1) \quad \sigma(\xi) := \varphi(\xi)/\xi.$$

We will often use σ instead of $\sigma(\xi)$. We first locate φ in the Z -plane and σ in the z -plane. We write $z = x + y\sqrt{-1}$ and $Z = X + Y\sqrt{-1}$ with $x, y, X, Y \in \mathbb{R}$.

From (1.10), we have $\text{Im}((2 \cosh \xi - 3)(2 \cosh \xi + 1)) = 4\beta(2\alpha - 1) > 0$ since we assume $\alpha > 1/2$. So the square root in (1.2) is in the first quadrant. Since we also have $\text{Im}(\cosh \xi - 1/2) = \sinh a \sin b > 0$, the imaginary part of the argument of log in (1.2) is positive when $z = \xi$. Therefore we have the following inequalities.

$$(3.2) \quad 0 < d < \pi.$$

Taking the real parts and the imaginary parts of the equality $\cosh \varphi = \cosh \xi - 1/2$, we have

$$(3.3) \quad \cosh c \cos d = \alpha - 1/2,$$

$$(3.4) \quad \sinh c \sin d = \beta.$$

Now, we have the following lemma.

Lemma 3.1. *We have $\text{arsinh } \beta < c < a$ and $b < d < \pi/2$.*

Proof. Since $\alpha > 1/2$, we have $\cos d > 0$ from (3.3). From (3.2) we conclude that $d < \pi/2$.

Since $a > 0$ and $0 < b < \pi/2$, we have $\beta = \sinh a \sin b > 0$. Moreover, we have $0 < \sin d < 1$ since $0 < d < \pi/2$, and so we see that $\sinh c > \beta$ from (3.4), that is, $c > \text{arsinh } \beta$.

Since $\cosh a = \sqrt{1 + \sinh^2 a}$ and $\cos b = \sqrt{1 - \sin^2 b}$, we have $\alpha = \sqrt{1 + \sinh^2 a} \sqrt{1 - \sin^2 b}$ and $\beta = \sinh a \sin b$. Eliminating $\sin b$ from these equations, we obtain

$$\sinh a = \sqrt{\frac{\alpha^2 + \beta^2 - 1 + \sqrt{(\alpha^2 + \beta^2 - 1)^2 + 4\beta^2}}{2}}.$$

Similarly, from (3.3) and (3.4), we have

$$\sinh c = \sqrt{\frac{(\alpha - 1/2)^2 + \beta^2 - 1 + \sqrt{((\alpha - 1/2)^2 + \beta^2 - 1)^2 + 4\beta^2}}{2}}.$$

These two formulas imply that $\sinh a > \sinh c$, that is, $a > c$.

From (3.4), we have $\sin d = \beta / \sinh c > \beta / \sinh a = \sin b$. Since both b and d are between 0 and $\pi/2$, we conclude that $b < d$, completing the proof. \square

From Corollary 2.10 and Lemma 2.9, we have $\frac{d}{dz}F(\sigma) = \frac{d}{dZ}G(\varphi) = 0$ because $\text{Re } \varphi = c < a$ and $\cosh \varphi = \cosh \xi - 1/2$.

Remark 3.2. Since $\cos b = \alpha / \cosh a < \alpha$, we have $b > \arccos \alpha$.

Since $\sigma = \varphi/\xi$ we have the following corollary.

Corollary 3.3. *We have $\operatorname{arsinh} \beta < \operatorname{Re}(\xi\sigma) < a$ and $b < \operatorname{Im}(\xi\sigma) < \pi/2$, that is, σ is in the rectangle $\{z \in \mathbb{C} \mid \operatorname{arsinh} \beta < \operatorname{Re}(\xi\sigma) < a, b < \operatorname{Im}(\xi\sigma) < \pi/2\}$. In particular, σ is in the first quadrant of the z -plane. See Figure 7.*

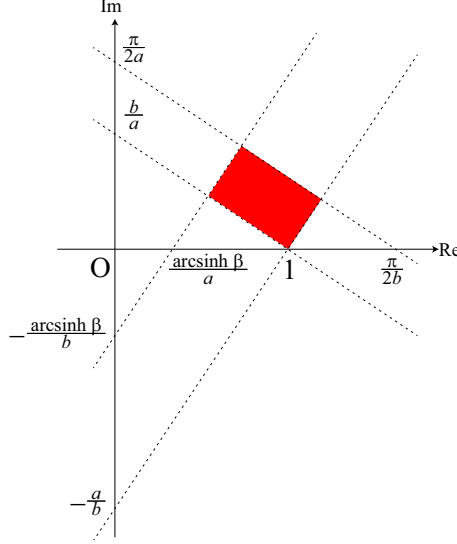


FIGURE 7. σ is in the red rectangle.

3.2. Partial derivatives of $\operatorname{Re} F(z)$. In this subsection, we study the partial derivatives of $\operatorname{Re} F(z)$ with respect to $x := \operatorname{Re} z$ and $y := \operatorname{Im} z$. We are assuming that $a > 0$, $0 < b < \pi/2$, and $\alpha = \cosh a \cos b > 1/2$.

Define four regions H_G^\pm and V_G^\pm in the Z -plane as follows:

$$\begin{aligned} H_G^+ &:= \{Z \in \mathbb{C} \mid |\cosh Z - \cosh \xi| > 1/2, -\pi < \operatorname{Im} Z \leq \pi\}, \\ H_G^- &:= \{Z \in \mathbb{C} \mid |\cosh Z - \cosh \xi| < 1/2, -\pi < \operatorname{Im} Z \leq \pi\}, \\ V_G^+ &:= \{Z \in \mathbb{C} \mid \arg(\cosh Z - \cosh \xi) > 0, -\pi < \operatorname{Im} Z \leq \pi\}, \\ V_G^- &:= \{Z \in \mathbb{C} \mid \arg(\cosh Z - \cosh \xi) < 0, -\pi < \operatorname{Im} Z \leq \pi\}. \end{aligned}$$

Their boundaries are denoted by H_G^0 and V_G^0 , that is, we put

$$\begin{aligned} H_G^0 &:= \{Z \in \mathbb{C} \mid |\cosh Z - \cosh \xi| = 1/2, -\pi < \operatorname{Im} Z \leq \pi\}, \\ V_G^0 &:= \{Z \in \mathbb{C} \mid \arg(\cosh Z - \cosh \xi) = 0, -\pi < \operatorname{Im} Z \leq \pi\}. \end{aligned}$$

Note that $\xi \in H_G^- \cap V_G^0$, and that $\varphi \in H_G^0 \cap V_G^0$. See Figure 8.

We also define the regions H_F^\pm and V_F^\pm in the z -plane as $\xi^{-1}H_G^\pm$ and $\xi^{-1}V_G^\pm$, respectively. So we have

$$\begin{aligned} H_F^+ &= \{z \in \mathbb{C} \mid |\cosh(\xi z) - \cosh \xi| > 1/2, -\pi < \operatorname{Im}(\xi z) \leq \pi\}, \\ H_F^- &= \{z \in \mathbb{C} \mid |\cosh(\xi z) - \cosh \xi| < 1/2, -\pi < \operatorname{Im}(\xi z) \leq \pi\}, \\ V_F^+ &= \{z \in \mathbb{C} \mid \arg(\cosh(\xi z) - \cosh \xi) > 0, -\pi < \operatorname{Im}(\xi z) \leq \pi\}, \\ V_F^- &= \{z \in \mathbb{C} \mid \arg(\cosh(\xi z) - \cosh \xi) < 0, -\pi < \operatorname{Im}(\xi z) \leq \pi\}. \end{aligned} \tag{3.5}$$

Their boundaries are denoted by $H_F^0 := \xi^{-1}H_G^0$ and $V_F^0 := \xi^{-1}V_G^0$, that is, we put

$$\begin{aligned} H_F^0 &= \{z \in \mathbb{C} \mid |\cosh(\xi z) - \cosh \xi| = 1/2, -\pi < \operatorname{Im}(\xi z) \leq \pi\}, \\ V_F^0 &= \{z \in \mathbb{C} \mid \arg(\cosh(\xi z) - \cosh \xi) = 0, -\pi < \operatorname{Im}(\xi z) \leq \pi\}. \end{aligned}$$

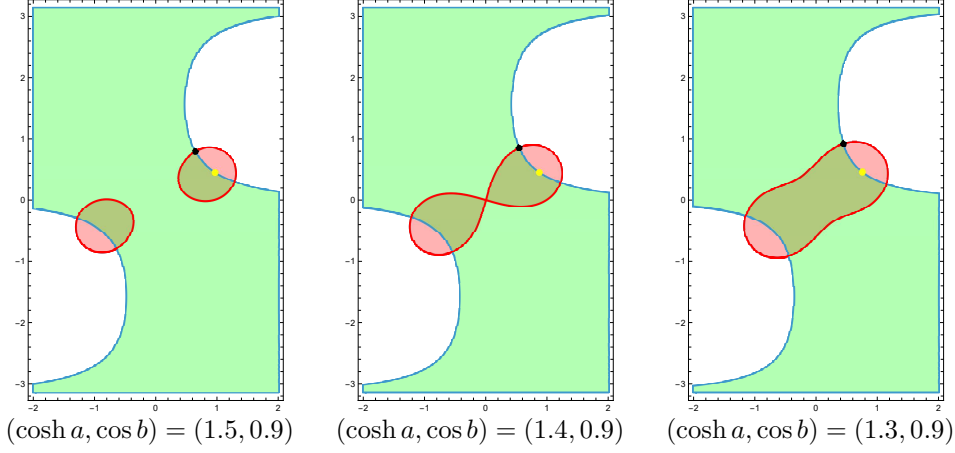


FIGURE 8. The regions H_G^- and V_G^- are indicated by red and green respectively. The black points are φ , and the yellow points are ξ .

Putting $Z = X + Y\sqrt{-1}$, $\alpha = \cosh a \cos b$, and $\beta = \sinh a \sin b$ (see (1.8) and (1.9)), the regions H_G^\pm and V_G^\pm , and the curves H_G^0 and V_G^0 can be expressed as

$$\begin{aligned}
 H_G^+ &= \{(X, Y) \in \mathbb{R}^2 \mid (\cosh X \cos Y - \alpha)^2 + (\sinh X \sin Y - \beta)^2 > 1/4, \\
 &\quad -\pi < Y \leq \pi\}, \\
 H_G^- &= \{(X, Y) \in \mathbb{R}^2 \mid (\cosh X \cos Y - \alpha)^2 + (\sinh X \sin Y - \beta)^2 < 1/4, \\
 &\quad -\pi < Y \leq \pi\}, \\
 (3.6) \quad H_G^0 &= \{(X, Y) \in \mathbb{R}^2 \mid (\cosh X \cos Y - \alpha)^2 + (\sinh X \sin Y - \beta)^2 = 1/4, \\
 &\quad -\pi < Y \leq \pi\} \\
 V_G^+ &= \{(X, Y) \in \mathbb{R}^2 \mid \sinh X \sin Y > \beta, -\pi < Y \leq \pi\}, \\
 V_G^- &= \{(X, Y) \in \mathbb{R}^2 \mid \sinh X \sin Y < \beta, -\pi < Y \leq \pi\}, \\
 V_G^0 &= \{(X, Y) \in \mathbb{R}^2 \mid \sinh X \sin Y = \beta, -\pi < Y \leq \pi\},
 \end{aligned}$$

since we have

$$\cosh Z - \cosh \xi = \cosh X \cos Y - \alpha + \sqrt{-1}(\sinh X \sin Y - \beta).$$

If we put

$$(3.7) \quad \chi(Y) := \operatorname{arsinh} \left(\frac{\beta}{\sin Y} \right)$$

for $0 < |Y| < \pi$, from (3.6), the region V_G^- is also expressed as

$$\begin{aligned}
 V_G^- &= \{(X, Y) \in \mathbb{R}^2 \mid -\pi < Y < 0, X > \chi(Y)\} \\
 &\quad \cup \{(X, Y) \in \mathbb{R}^2 \mid Y = 0\} \cup \{(X, Y) \in \mathbb{R}^2 \mid Y = \pi\} \\
 &\quad \cup \{(X, Y) \in \mathbb{R}^2 \mid 0 < Y < \pi, X < \chi(Y)\}.
 \end{aligned}$$

Using the function χ , we define a curve as follows.

Definition 3.4. Let χ_G be the curve $\{\chi(t) + t\sqrt{-1} \in \mathbb{C} \mid b \leq t \leq d\}$ in the Z -plane. Note that χ_G is a part of the boundary V_G^0 of V_G^- since $0 < b < d < \pi/2$ from Lemma 3.1.

Let also χ_F be the curve $\xi^{-1}\chi_G := \{\xi^{-t}(\xi(t) + t\sqrt{-1}) \mid b \leq t \leq d\}$ in the z -plane. It is a part of the boundary V_F^0 of V_F^- .

Lemma 3.5. *The curve χ_G connects ξ to φ . Moreover, $\chi_G \in H_G^-$ except for φ .*

Proof. Since $\chi(b) = a$ and $\chi(d) = c$ from (3.4), we conclude that χ_G connects ξ to φ .

Since $\chi(t)$ is decreasing for $0 < t < \pi/2$ from (3.7), and $0 < b < d < \pi/2$ from Lemma 3.1, we see that $c \leq \chi(t) \leq a$ for $b \leq t \leq d$, and that $\alpha = \cosh a \cos b \geq \cosh \chi(t) \cos t$ if $t \geq b$. So we have

$$\begin{aligned} & (\cosh \chi(t) \cos t - \alpha)^2 + (\sinh \chi(t) \sin t - \beta)^2 \\ &= (\alpha - \cosh \chi(t) \cos t)^2 \leq (\alpha - \cosh c \cos d)^2 = 1/4, \end{aligned}$$

where the inequality follows since $\cosh \chi(t) \geq \cosh c$ and $\cos t \geq \cos d$, and the last equality follows from (3.3). Note that the equality holds when $t = d$. From (3.6), we conclude that the curve χ_G is in the region H_G^- except for φ .

This completes the proof. \square

Since $\sigma = \varphi/\xi$, we have the following corollary.

Corollary 3.6. *The curve χ_F connects 1 to σ , and χ_F is contained in H_F^- except for σ .*

The following lemma shows why we name these regions H_F^\pm and V_F^\pm .

Lemma 3.7. *We assume that $|\operatorname{Re}(\xi z)| < a$ and $-\pi < \operatorname{Im}(\xi z) \leq \pi$.*

Writing $z = x + y\sqrt{-1}$ with $x, y \in \mathbb{R}$, the function $\operatorname{Re} F(z)$ is increasing (decreasing, respectively) with respect to x if and only if $z \in H_F^+$ ($z \in H_F^-$, respectively), and increasing (decreasing, respectively) with respect to y if and only if $z \in V_F^+$ ($z \in V_F^-$, respectively).

Proof. Since $|\operatorname{Re}(\xi z)| < a$, we can use Corollary 2.10. We have

$$\begin{aligned} \frac{\partial}{\partial x} \operatorname{Re} F(z) &= \log |2 \cosh \xi - 2 \cosh(\xi z)|, \\ \frac{\partial}{\partial y} \operatorname{Re} F(z) &= -\operatorname{Im} \log(2 \cosh \xi - 2 \cosh(\xi z)) \\ &= \arg(\cosh(\xi z) - \cosh \xi). \end{aligned}$$

Now, the lemma follows from (3.5). \square

3.3. Shape of the curve H_G^0 . In this subsection, we study the shape of the curve H_G^0 . Recall that we are assuming that $a > 0$, $0 < b < \pi/2$, and $\alpha := \cosh a \cos b > 1/2$.

Lemma 3.8. *The equalities $\sqrt{(\alpha - 1)^2 + \beta^2} = |\cosh \xi - 1| = \cosh a - \cos b$ hold.*

Proof. Since $|\cosh \xi - 1|^2 = (\alpha - 1)^2 + \beta^2$, the first equality follows.

As for the second equality, we have

$$\begin{aligned} |\cosh \xi - 1|^2 &= (\cosh a \cos b - 1)^2 + \sinh^2 a \sin^2 b \\ &= \cosh^2 a \cos^2 b + (\cosh^2 a - 1)(1 - \cos^2 b) - 2 \cosh a \cos b + 1 \\ &= (\cosh a - \cos b)^2. \end{aligned}$$

Since $\cosh a > 1 > \cos b$, we have $\cosh a - \cos b > 0$, and the second equality follows. \square

Lemma 3.9. *If $\cosh a - \cos b > 1/2$, then H_G^0 consists of two simple closed curves. If $\cosh a - \cos b = 1/2$, then H_G^0 is a curve with a double point singularity at $(0, 0)$. If $\cosh a - \cos b < 1/2$, then H_G^0 is a simple closed curve.*

Proof. We put

$$(3.8) \quad \Phi(X, Y) := (\alpha - \cosh X \cos Y)^2 + (\beta - \sinh X \sin Y)^2$$

for $-\pi < Y \leq \pi$.

We will study the critical points of the function $\Phi(X, Y)$ and use Morse theory to determine the inverse image $C_h := \Phi^{-1}(h) \cap \{(X, Y) \in \mathbb{R}^2 \mid -\pi < Y \leq \pi\}$, noting that $H_G^0 = C_{1/4}$ from the third equality in (3.6). We assume that $h \geq 0$ since $C_h = \emptyset$ when $h < 0$.

Since $\Phi(X, \pi) = (\alpha + \cosh X)^2 + \beta^2$, the intersection $\Phi^{-1}(h) \cap \{(X, Y) \in \mathbb{R}^2 \mid Y = \pi\}$ is given as

$$\begin{aligned} & \{(X, Y) \in \mathbb{R}^2 \mid (\alpha + \cosh X)^2 + \beta^2 = h, Y = \pm\pi\} \\ & = \{(X, Y) \in \mathbb{R}^2 \mid \cosh X = \sqrt{h - \beta^2} - \alpha, Y = \pm\pi\}, \end{aligned}$$

which is empty when $h < (\alpha + 1)^2 + \beta^2$. It follows that $C_{1/4}$ does not cross the lines $Y = \pm\pi$ because $(\alpha + 1)^2 + \beta^2 > 9/4 > 1/4$ from $\alpha > 1/2$. Since we are interested in $C_{1/4}$, we may assume that $h < (\alpha + 1)^2 + \beta^2$.

Denoting by $\Phi_X(X, Y)$ and $\Phi_Y(X, Y)$ the partial derivatives of Φ with respect to X and Y respectively, we have

$$(3.9) \quad \begin{aligned} \Phi_X(X, Y) &= 2(\sinh X \cosh X - \beta \cosh X \sin Y - \alpha \sinh X \cos Y), \\ \Phi_Y(X, Y) &= 2(-\sin Y \cos Y - \beta \sinh X \cos Y + \alpha \cosh X \sin Y). \end{aligned}$$

Then from Sublemma 3.10 below the critical points of $\Phi(X, Y)$ are $(0, 0)$, (X_+, Y_+) , and (X_-, Y_-) , where (X_{\pm}, Y_{\pm}) are given by

$$\begin{aligned} X_{\pm} &:= \pm \operatorname{arsinh} \sqrt{\frac{1}{2} \left(\alpha^2 + \beta^2 - 1 + \sqrt{(\alpha^2 + \beta^2 - 1)^2 + 4\beta^2} \right)}, \\ Y_{\pm} &:= \pm \arcsin \sqrt{\frac{1}{2} \left(1 - \alpha^2 - \beta^2 + \sqrt{(\alpha^2 + \beta^2 - 1)^2 + 4\beta^2} \right)}. \end{aligned}$$

The second derivatives are given as follows.

$$(3.10) \quad \begin{aligned} \Phi_{XX}(X, Y) &= 2(\cosh^2 X + \sinh^2 X - \beta \sinh X \sin Y - \alpha \cosh X \cos Y), \\ \Phi_{YY}(X, Y) &= 2(-\cos^2 Y + \sin^2 Y + \beta \sinh X \sin Y + \alpha \cosh X \cos Y), \\ \Phi_{XY}(X, Y) &= 2(-\beta \cosh X \cos Y + \alpha \sinh X \sin Y). \end{aligned}$$

Thus we have

$$(3.11) \quad \begin{aligned} \Phi_{XX}(0, 0) &= 2(1 - \alpha), \\ \Phi_{YY}(0, 0) &= 2(\alpha - 1), \\ \Phi_{XY}(0, 0) &= -2\beta, \end{aligned}$$

and

$$\begin{aligned} \Phi_{XX}(X_{\pm}, Y_{\pm}) &= 2\sqrt{(\alpha^2 + \beta^2 - 1)^2 + 4\beta^2}, \\ \Phi_{YY}(X_{\pm}, Y_{\pm}) &= 2\sqrt{(\alpha^2 + \beta^2 - 1)^2 + 4\beta^2}, \\ \Phi_{XY}(X_{\pm}, Y_{\pm}) &= 0. \end{aligned}$$

Let $J_{\Phi}(X, Y)$ be the Jacobian matrix of $\Phi(X, Y)$. Then we have $J_{\Phi}(0, 0) = 2 \begin{pmatrix} 1 - \alpha & -\beta \\ -\beta & \alpha - 1 \end{pmatrix}$ with $\det J_{\Phi}(0, 0) = -4(\alpha - 1)^2 - 4\beta^2 < 0$. We also have $J_{\Phi}(X_{\pm}, Y_{\pm}) = 2\sqrt{(\alpha^2 + \beta^2 - 1)^2 + 4\beta^2} \times \begin{pmatrix} 1 & 0 \\ 0 & 1 \end{pmatrix}$, which is clearly positive definite. So the points (X_{\pm}, Y_{\pm}) are minima, and $(0, 0)$ is a saddle point.

Since we calculate $\Phi(X_{\pm}, Y_{\pm}) = 0$ and $\Phi(0, 0) = (\alpha - 1)^2 + \beta^2 = (\cosh a - \cos b)^2$, we have the following.

- $C_h = \{(X_+, Y_+), (X_-, Y_-)\}$ if $h = 0$,
- C_h consists of two simple closed curves if $0 < h < (\cosh a - \cos b)^2$,
- C_h is a closed curve with double point singularity at $(0, 0)$ if $h = (\cosh a - \cos b)^2$,
- C_h is a simple closed curve if $(\cosh a - \cos b)^2 < h < (\alpha + 1)^2 + \beta^2$.

by Morse Theory. See Figure 9

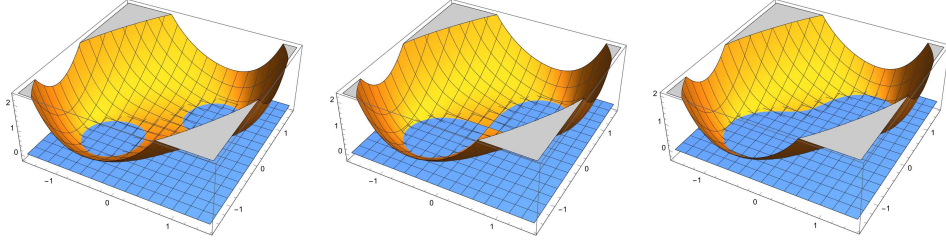


FIGURE 9. Graphs of C_h with $h = 1/5$ (left), $1/4$ (middle), and $1/3$ (right), where $(\alpha, \beta) = (1, 1/2)$.

Since $H_G^0 = C_{1/4}$, the lemma follows. \square

Now, we prove the sublemma used in the previous lemma.

Sublemma 3.10. *The critical points of $\Phi(X, Y)$ with $-\pi < Y \leq \pi$ are $(0, 0)$ and (X_{\pm}, Y_{\pm}) .*

Proof. First of all, we may assume that $|Y| < \pi$ because we know that C_h does not cross the line $Y = \pi$ (see the proof of Lemma 3.9).

From (3.9), $\Phi_X(X, Y) = \Phi_Y(X, Y) = 0$ if and only if

$$(3.12) \quad \sinh X \cosh X - \beta \cosh X \sin Y - \alpha \sinh X \cos Y = 0,$$

$$(3.13) \quad -\sin Y \cos Y - \beta \sinh X \cos Y + \alpha \cosh X \sin Y = 0.$$

Multiplying (3.12) by $\sinh X \cos Y$ and (3.13) by $\cosh X \sin Y$, and taking their difference, we obtain

$$\begin{aligned} 0 &= \sinh^2 X \cosh X \cos Y - \beta \sinh X \cosh X \sin Y \cos Y - \alpha \sinh^2 X \cos^2 Y \\ &\quad + \cosh X \sin^2 Y \cos Y + \beta \sinh X \cosh X \sin Y \cos Y - \alpha \cosh^2 X \sin^2 Y \\ &= \cosh X \cos Y (\sinh^2 X + \sin^2 Y) - \alpha (\sinh^2 X \cos^2 Y + \cosh^2 X \sin^2 Y) \\ &= \cosh X \cos Y (\cosh^2 X - \cos^2 Y) \\ &\quad - \alpha (\cosh^2 X \cos^2 Y - \cos^2 Y + \cosh^2 X - \cosh^2 X \cos^2 Y) \\ &= (\cosh^2 X - \cos^2 Y) (\cosh X \cos Y - \alpha). \end{aligned}$$

Since $\cosh X \geq 1$, $|\cos Y| \leq 1$, and $|Y| < \pi$, we have $\cosh X \cos Y = \alpha$, or $X = Y = 0$.

When $(X, Y) = (0, 0)$, both partial derivatives certainly vanish.

Now, consider the case where $\cosh X \cos Y = \alpha$.

Multiplying (3.12) by $\cos Y$, and using $\cosh X \cos Y = \alpha$, we obtain

$$\begin{aligned} 0 &= \alpha \sinh X - \alpha \beta \sin Y - \alpha \sinh X \cos^2 Y \\ &= \alpha \sin Y (\sinh X \sin Y - \beta). \end{aligned}$$

Since $|Y| < \pi$, we obtain $Y = 0$, or $\sinh X \sin Y = \beta$. If $Y = 0$, from (3.13) we have $\beta \sinh X = 0$, which implies $X = 0$.

So the remaining case is $\sinh X \sin Y = \beta$ with $\cosh X \cos Y = \alpha$ and $(X, Y) \neq (0, 0)$.

Since $\sinh X \neq 0$ and $\cosh X \neq 0$, we have $\beta/\sinh X = \sin Y$ and $\alpha/\cosh X = \cos Y$, which implies $(\beta/\sinh X)^2 + (\alpha/\cosh X)^2 = 1$. Therefore we have $\sinh^4 X - (\alpha^2 + \beta^2 - 1)\sinh^2 X - \beta^2 = 0$. So we have $\sinh X = \pm \sqrt{\frac{1}{2}(\alpha^2 + \beta^2 - 1 + \sqrt{(\alpha^2 + \beta^2 - 1)^2 + 4\beta^2})}$. Note that the expression in the bigger square root is positive since $|\alpha^2 + \beta^2 - 1| < \sqrt{(\alpha^2 + \beta^2 - 1)^2 + 4\beta^2}$. Similarly, we have $\sin Y = \beta/\sinh X = \pm \sqrt{\frac{1}{2}(1 - \alpha^2 - \beta^2 + \sqrt{(\alpha^2 + \beta^2 - 1)^2 + 4\beta^2})}$. The expression in the bigger square root is positive from the same reason above. It is less than 1 since $(\alpha^2 + \beta^2 - 1)^2 + 4\beta^2 - (\alpha^2 + \beta^2 + 1)^2 = -4\alpha^2 < 0$.

Thus, we conclude that the critical points of $\Phi(X, Y)$ with $-\pi < Y \leq \pi$ are $(0, 0)$ and (X_{\pm}, Y_{\pm}) \square

Remark 3.11. If $(X, Y) \in C_{1/4} = H_G^0$, then we have $|\alpha - \cosh X \cos Y| \leq 1/2$. So we have $\cosh X \cos Y \geq \alpha - 1/2 > 0$ since $\alpha > 1/2$ from the assumption. It follows that $\cos Y > 0$ and so in fact we have $|Y| < \pi/2$.

Remark 3.12. If $\cosh a - \cos b = 1/2$, that is, $(\alpha - 1)^2 + \beta^2 = 1/4$ from Lemma 3.8, then the point $(0, 0)$ is a unique double point of H_G^0 . From (3.11), the Taylor expansion of $\Phi(X, Y)$ at $(0, 0)$ is

$$\Phi(X, Y) = 1/4 + (1 - \alpha)(X^2 - Y^2) - 2\beta XY + (\text{terms with degree three or more}).$$

Since the degree two terms of the right hand side becomes

$$-\frac{1}{2(2\beta + 1)}(2(\alpha - 1)X + (2\beta + 1)Y)((2\beta + 1)X + 2(1 - \alpha)Y),$$

the tangents of H_G^0 at $(0, 0)$ are given as follows:

$$\begin{aligned} 2(\alpha - 1)X + (2\beta + 1)Y &= 0, \\ (2\beta + 1)X - 2(\alpha - 1)Y &= 0. \end{aligned}$$

If we put

$$(3.14) \quad \begin{aligned} \rho_1 &:= (2\beta + 1) - 2(\alpha - 1)\sqrt{-1}, \\ \rho_2 &:= 2(\alpha - 1) + (2\beta + 1)\sqrt{-1}, \end{aligned}$$

then, the lines $\{\rho_1 t \mid t \in \mathbb{R}\}$ and $\{\rho_2 t \mid t \in \mathbb{R}\}$ are parallel to the tangents. Note that $\rho_1 \times \sqrt{-1} = \rho_2$, and so we conclude that a $\pi/2$ -rotation of the vector corresponding to ρ_1 gives the one corresponding to ρ_2 .

From (3.6), it is clear that H_G^0 is symmetric with respect to the origin O .

If $\cosh a - \cos b \geq 1/2$, the curve H_G^0 separates the Z -plane into three open, connected components. In this case, we define two simple closed curves $\overline{\mathcal{C}}_G$ and $\underline{\mathcal{C}}_G$ as follows. Note that $\varphi = c + d\sqrt{-1}$ is on H_G^0 from (3.6), (3.3), and (3.4).

Definition 3.13. When $\cosh a - \cos b > 1/2$, we define $\overline{\mathcal{C}}_G$ and $\underline{\mathcal{C}}_G$ as smooth, simple closed curves so that $H_G^0 = \overline{\mathcal{C}}_G \cup \underline{\mathcal{C}}_G$ and $\overline{\mathcal{C}}_G \cap \underline{\mathcal{C}}_G = \emptyset$, where we choose $\overline{\mathcal{C}}_G$ so that $\varphi \in \overline{\mathcal{C}}_G$. See the left picture in Figure 8.

If $\cosh a - \cos b = 1/2$, then we define simple closed curves $\overline{\mathcal{C}}_G$ and $\underline{\mathcal{C}}_G$ so that $H_G^0 = \overline{\mathcal{C}}_G \cup \underline{\mathcal{C}}_G$ with $\overline{\mathcal{C}}_G \cap \underline{\mathcal{C}}_G = \{O\}$, and that $\overline{\mathcal{C}}_G$ contains the point φ . Then both $\overline{\mathcal{C}}_G$ and $\underline{\mathcal{C}}_G$ are smooth except at O . See the middle picture in Figure 8. Note that $\overline{\mathcal{C}}_G$ and $\underline{\mathcal{C}}_G$ are symmetric in both cases.

We can prove that the curve $\overline{\mathcal{C}}_G$ is convex. In fact, we show the following proposition.

Proposition 3.14. *If $\cosh a - \cos b > 1/2$, then the curvature of \overline{C}_G is positive if we orient it appropriately. If $\cosh a - \cos b = 1/2$, then the curvature of \overline{C}_G is positive if we orient it appropriately, except for $(0, 0)$.*

The proof is lengthy with many technical calculations, and so we postpone to Appendix A.

If $\cosh a - \cos b = 1/2$, from Remark 3.12, the two tangents of \overline{C}_G at $(0, 0)$ are orthogonal. So its interior angle at $(0, 0)$ is either $\pi/2$ or $3\pi/2$. If it is $3\pi/2$, then from the symmetry of \overline{C}_G and \underline{C}_G , they should intersect. Therefore the interior angle should be $\pi/2 < \pi$, and we have the following corollary.

Corollary 3.15. *If $\cosh a - \cos b \geq 1/2$, then the curve \overline{C}_G is convex.*

We can prove that \overline{C}_G and \underline{C}_G are separated by the line $aX + bY = 0$.

Lemma 3.16. *If $\cosh a - \cos b > 1/2$, then the line $aX + bY = 0$ separates H_G^0 into \overline{C}_G and \underline{C}_G . If $\cosh a - \cos b = 1/2$, then the line $aX + bY = 0$ separates $H_G^0 \setminus \{O\}$ into $\overline{C}_G \setminus \{O\}$ and $\underline{C}_G \setminus \{O\}$.*

Proof. Recall that we assume $-\pi < Y \leq \pi$, $a > 0$, $0 < b \leq \pi/2$, and $\alpha = \cosh a \cos b > 1/2$. Note also that $(\alpha - 1)^2 + \beta^2 = (\cosh a - \cos b)^2$ from Lemma 3.8.

We first consider the case where $\cosh a - \cos b = 1/2$, that is, $(\alpha - 1)^2 + \beta^2 = 1/4$. Note that $1/2 < \alpha < 3/2$ and $0 < \beta < 1/2$.

We will show that \overline{C}_G is in the circular sector $S := \{Z \in \mathbb{C} \mid Z = s\rho_1 + t\rho_2, s, t \geq 0\}$, where ρ_i ($i = 1, 2$) is defined in (3.14).

We will first show that ξ is in S . Since $\rho_2 = \rho_1 \times \sqrt{-1}$ from Remark 3.12, it suffices to prove that ξ/ρ_1 is in the first quadrant, that is, $\text{Im}(\xi/\rho_1) > 0$ and $\text{Re}(\xi/\rho_1) > 0$.

We have

$$(3.15) \quad |\rho_1|^2 \text{Im} \frac{\xi}{\rho_1} = b(2\beta + 1) + 2a(\alpha - 1),$$

$$(3.16) \quad |\rho_1|^2 \text{Re} \frac{\xi}{\rho_1} = a(2\beta + 1) - 2b(\alpha - 1).$$

Denoting the right hand side of (3.15) ((3.16), respectively) by $R^{\text{Im}}(a, b)$ ($R^{\text{Re}}(a, b)$, respectively), we have

$$\begin{aligned} \frac{\partial R^{\text{Im}}}{\partial a}(a, b) &:= 2(a \sinh a \cos b + \cosh a(b \sin b + \cos b) - 1), \\ \frac{\partial R^{\text{Re}}}{\partial b}(a, b) &:= 2(a \sinh a \cos b + \cosh a(b \sin b - \cos b) + 1) \end{aligned}$$

Since the derivative of $b \sin b + \cos b$ equals $b \cos b > 0$ for $0 < b < \pi/2$, $b \sin b + \cos b > 1$. Therefore $\frac{\partial R^{\text{Im}}}{\partial a}(a, b) > 0$, and so we have $R^{\text{Im}}(a, b) > R^{\text{Im}}(0, b) = b > 0$.

Similarly the derivative of $b \sin b - \cos b$ equals $b \cos b + 2b > 0$ for $0 < b < \pi/2$, which implies $b \sin b - \cos b > -1$ and $\frac{\partial R^{\text{Re}}}{\partial b}(a, b) > 0$. Therefore, we conclude that $R^{\text{Re}}(a, b) > R^{\text{Re}}(a, 0) = a > 0$.

Thus we have proved that $\xi \in S$.

From Corollary 3.15, we know that \overline{C}_G is convex. Since $\xi \in S$ and $\xi \in H_G^-$, it follows that the vector ρ_1 is to the right of H_G^- and that the vector ρ_2 is to the left of H_G^- . So we conclude that $\overline{C}_G \setminus \{O\} \subset S$. Since the line $aX + bY = 0$ is parallel to $\xi\sqrt{-1}$ that is perpendicular to ξ , it is not in S except for O . So we finally see that the line $aX + bY = 0$ separates $C \setminus \{O\}$ into $\overline{C}_G \setminus \{O\}$ and $\underline{C}_G \setminus \{O\}$.

Note that this means $\Phi(-bt, at) \geq 1/4$ if $\cosh a - \cos b = 1/2$.

Next, we will show that if $(\alpha - 1)^2 + \beta^2 > 1/4$ then the line $aX + bY = 0$ separates H_G^0 into \overline{C}_G and \underline{C}_G . To do this, we will show that the line $aX + bY = 0$ is in the

region H_G^+ . From (3.6) and (3.8), it is enough to show that $\Phi(-bt, at) > 1/4$ for $-\pi/a < t \leq \pi/a$ since $-\pi < Y \leq \pi$.

Since $\alpha = \cosh a \cos b$ and $\beta = \sinh a \sin b$, from (3.8) we have

$$\begin{aligned}\tilde{\Phi}(a, b, t) &:= \Phi(-bt, at) \\ &= (\alpha - \cosh(bt) \cos(at))^2 + (\beta + \sinh(bt) \sin(at))^2 \\ &= (\cosh a \cos b - \cosh(bt) \cos(at))^2 + (\sinh a \sin b + \sinh(bt) \sin(at))^2.\end{aligned}$$

We may assume that $0 \leq t \leq \pi/a$ since $\tilde{\Phi}(a, b, t) = \tilde{\Phi}(a, b, -t)$.

If $\pi/(2a) \leq t \leq \pi/a$, then since $\cos(at) \leq 0$, $\sinh(bt) > 0$, $\sin(at) \geq 0$, and $\alpha > 1/2$, we have

$$\tilde{\Phi}(a, b, t) \geq \alpha^2 + \beta^2 > 1/4.$$

Let us consider the case where $0 \leq t < \frac{\pi}{2a}$. The partial derivative of $\tilde{\Phi}(a, b, t)$ with respect to a is

$$\begin{aligned}\frac{\partial \tilde{\Phi}}{\partial a}(a, b, t) &= 2 \cosh a \sinh a - 2t \cos(at) \sin(at) \\ &\quad + 2 \cosh a \sin(at) (t \cosh(bt) \cos b + \sinh(bt) \sin b) \\ &\quad + 2 \sinh a \cos(at) (t \sinh(bt) \sin b - \cosh(bt) \cos b).\end{aligned}$$

Taking its partial derivative with respect to b , we obtain

$$\begin{aligned}\frac{\partial^2 \tilde{\Phi}}{\partial b \partial a}(a, b, t) &= 2(1 + t^2) (\cosh a \sinh(bt) \cos b \sin(at) + \cosh(bt) \sinh a \cos(at) \sin b) \geq 0.\end{aligned}$$

So the partial derivative $\partial \tilde{\Phi}(a, b, t)/\partial a$ is increasing with respect to b , and we have

$$\begin{aligned}\frac{\partial \tilde{\Phi}}{\partial a}(a, b, t) &\geq \frac{\partial \tilde{\Phi}}{\partial a}(a, 0, t) \\ &= 2(\cosh a - \cos(at)) (\sinh a + t \sin(at)) > 0.\end{aligned}$$

Therefore we see that $\tilde{\Phi}(a, b, t)$ is strictly increasing with respect to a .

So, if $\pi/3 < b < \pi/2$, then $\tilde{\Phi}(a, b, t) > \tilde{\Phi}(0, b, t) = (\cosh(bt) - \cos b)^2$, which is strictly increasing with respect to t because $\cosh(bt) > \cos b$. Thus we conclude that $\tilde{\Phi}(a, b, t) > (1 - \cos b)^2 > 1/4$.

Suppose that $0 < b \leq \pi/3$. From $\cosh a - \cos b > 1/2$ and $\cos b > 1/2$, we have $a > \operatorname{arcosh}(\cos b + 1/2)$. Since $\tilde{\Phi}(a, b, t)$ is strictly increasing with respect to a , we see that $\tilde{\Phi}(a, b, t)$ is greater than the value of $\tilde{\Phi}(a, b, t)$ evaluated at $a = \operatorname{arcosh}(\cos b + 1/2)$. However, if $a = \operatorname{arcosh}(\cos b + 1/2)$, then $\cosh a - \cos b = 1/2$. Now, we already know that if $\cosh a - \cos b = 1/2$, then $\tilde{\Phi}(a, b, t) \geq 1/4$. So we finally conclude that $\tilde{\Phi}(a, b, t) > 1/4$.

This completes the proof. \square

Putting $\overline{\mathcal{C}}_F := \xi^{-1} \overline{\mathcal{C}}_G$ and $\underline{\mathcal{C}}_F := \xi^{-1} \underline{\mathcal{C}}_G$, we have the following corollary because the map $Z \mapsto \xi^{-1} Z$ sends the line $aX + bY = 0$ in the Z -plane to the imaginary axis in the z -plane.

Corollary 3.17. *If $\cosh a - \cos b > 1/2$, then the line $x = 0$ separates H_F^0 into $\overline{\mathcal{C}}_F$ and $\underline{\mathcal{C}}_F$. If $\cosh a - \cos b = 1/2$, then the line $x = 0$ separates $H_F^0 \setminus \{O\}$ into $\overline{\mathcal{C}}_F \setminus \{O\}$ and $\underline{\mathcal{C}}_F \setminus \{O\}$.*

It follows that when $\cosh a - \cos b = 1/2$, then the half-open interval $(0, 1]$ is in H_F^- . Similarly, if $\cosh a - \cos b < 1/2$, then the closed interval $[0, 1]$ is in H_F^- . So we have another corollary.

Corollary 3.18. *If $\cosh a - \cos b \leq 1/2$, then $\operatorname{Re} F(x)$ is decreasing if $x \in (0, 1]$, and so $\operatorname{Re} F(x) < 0$ for $0 < x \leq 1$.*

3.4. The curves χ_G and χ_F . In this subsection, we study the curves χ_G and χ_F defined in Definition 3.4. Recall that we assume $a > 0$, $0 < b < \pi/2$, and $\alpha = \cosh a \cos b > 1/2$.

Lemma 3.19. *Assume that $a \tanh c - b \tan d \geq 0$. Then along the curve χ_G , $\operatorname{Re} G(Z)$ is strictly increasing. In particular, we have $\operatorname{Re} G(\xi) < \operatorname{Re} G(\varphi)$.*

Proof. Since $\cosh(\chi(t) + t\sqrt{-1}) = \cosh \chi(t) \cosh t + \sqrt{-1} \sinh \chi(t) \sin t = \cosh \chi(t) \cosh t + \sqrt{-1} \beta$, we have $\cosh \xi - \cosh(\chi(t) + t\sqrt{-1}) = \alpha - \cosh \chi(t) \cosh t \in \mathbb{R}$ from (1.8) and (1.9). Moreover, since $\chi(t)$ is strictly decreasing for $b \leq t \leq d$, we conclude that

$$(3.17) \quad 0 < 2 \cosh \xi - 2 \cosh(\chi(t) + t\sqrt{-1}) < 2\alpha - 2 \cosh c \cos d = 1$$

for $b < t < d$, where we use (3.3). Using the first equality in Lemma 2.9 since $c < \chi(t) < a$, we have

$$\begin{aligned} & \frac{d}{dt} \operatorname{Re} G(\chi(t) + t\sqrt{-1}) \\ &= \frac{\partial}{\partial X} \operatorname{Re} G(\chi(t) + t\sqrt{-1}) \times \chi'(t) + \frac{\partial}{\partial Y} \operatorname{Re} G(\chi(t) + t\sqrt{-1}) \\ &= \operatorname{Re} \left(\frac{1}{\xi} \log \left(2 \cosh \xi - 2 \cosh(\chi(t) + t\sqrt{-1}) \right) \right) \times \left(\frac{-\beta \cot t}{\sqrt{\beta^2 + \sin^2 t}} \right) \\ & \quad - \operatorname{Im} \left(\frac{1}{\xi} \log \left(2 \cosh \xi - 2 \cosh(\chi(t) + t\sqrt{-1}) \right) \right) \\ & \quad (\text{since } 2 \cosh \xi - 2 \cosh(\chi(t) + t\sqrt{-1}) \in \mathbb{R}) \\ &= \frac{\log \left(2 \cosh \xi - 2 \cosh(\chi(t) + t\sqrt{-1}) \right)}{|\xi|^2} \left(b - \frac{a\beta \cot t}{\sqrt{\beta^2 + \sin^2 t}} \right). \end{aligned}$$

Since $\cot t$ is decreasing and $\sin^2 t$ is increasing for $0 < b \leq t \leq d < \pi/2$, and $\beta = \sinh c \sin d$ from (3.4), we have

$$\begin{aligned} b - \frac{a\beta \cot t}{\sqrt{\beta^2 + \sin^2 t}} &\leq b - \frac{a \sinh c \sin d \cot d}{\sqrt{\sinh^2 c \sin^2 d + \sin^2 d}} \\ &= b - \frac{a \tanh c}{\tan d} \leq 0, \end{aligned}$$

where the second inequality follow from the assumption $a \tanh c - b \tan d \geq 0$. Note that the first equality holds when $t = d$. So from (3.17), we conclude that $\frac{d}{dt} \operatorname{Re} G(\chi(t) + t\sqrt{-1}) > 0$ for $b < t < d$. This shows that $\operatorname{Re} G(Z)$ is strictly increasing along the curve χ_G .

This completes the proof. \square

In the z -plane, we have the following corollary.

Corollary 3.20. *If $a \tanh c - b \tan d \geq 0$, then $\operatorname{Re} F(z)$ is increasing along the curve χ_F . In particular, we have $\operatorname{Re} F(1) < \operatorname{Re} F(\sigma)$.*

We can also prove the following lemma by using the curve χ_G .

Lemma 3.21. *If $a \tanh c - b \tan d \geq 0$, then $\operatorname{Re} \sigma < 1$.*

Proof. The curve χ_G is parametrized as $X = \chi(Y)$ ($b \leq Y \leq d$) in the XY -plane. Its derivatives become

$$\begin{aligned}\chi'(Y) &= -\frac{\beta \cos Y}{\sin Y \sqrt{\sin^2 Y + \beta^2}} < 0, \\ \chi''(Y) &= \frac{\beta (\sin^2 Y (1 + \cos^2 Y) + \beta^2)}{\sin^2 Y (\sin^2 Y + \beta^2)^{3/2}} > 0,\end{aligned}$$

where the first inequality follows since $0 < b \leq Y \leq d < \pi/2$. So the graph of $\chi(Y)$ is decreasing and convex to the left in the XY -plane. It follows that the tangent T_V of χ_G at φ is to the left of χ_G except for φ . Since $\chi(Y)$ is decreasing, the tangent T_V is up to the left. Recalling that ξ is the other end of χ_G corresponding to $\chi(b)$, we conclude that the point ξ is on the right of T_V . See the left picture of Figure 10.

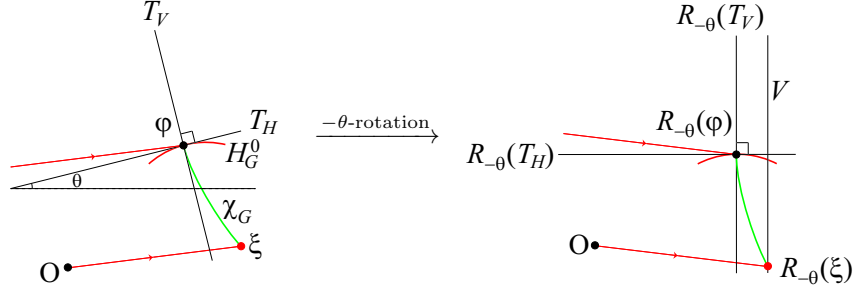


FIGURE 10. A $-\theta$ -rotation sends T_V and T_H to the vertical and horizontal lines respectively. In the left picture, the green curve is χ_G , and the red curve is a part of H_G^0 .

Since $\beta = \sinh c \sin d$ from (3.4), the slope of T_V equals the inverse of

$$-\frac{\beta \cos d}{\sin d \sqrt{\sin^2 d + \beta^2}} = -\frac{\sinh c \sin d \cos d}{\sin d \sqrt{\sin^2 d + \sinh^2 c \sin^2 d}} = -\tanh c \cot d,$$

that is, $-\coth c \tan d$.

By the implicit function theorem, the slope of the tangent T_H of H_G^0 at $\varphi = c + d\sqrt{-1}$ equals $-\frac{\Phi_X(c,d)}{\Phi_Y(c,d)}$. From (3.9), (3.3), and (3.4), we have

$$\Phi_X(c, d) = -\sinh c \cos d,$$

$$\Phi_Y(c, d) = \cosh c \sin d.$$

Therefore the slope of T_H is $\tanh c \cot d$, and so we conclude that T_V is perpendicular to T_H .

We put $\theta := \arctan(\tanh c \cot d)$ so that θ is the angle from the X -axis to T_H . Note that $0 < \theta < \pi/2$ since $c > 0$ and $0 < d < \pi/2$ from Lemma 3.1. Denoting by R_v the v -rotation around the origin, the line $R_{-\theta}(T_H)$ ($R_{-\theta}(T_V)$, respectively) is horizontal (vertical, respectively). Since ξ is on the right of T_V , the point $R_{-\theta}(\xi)$ is on the right of the line $R_{-\theta}(T_V)$, which means that the point $R_{-\theta}(\varphi)$ is on the left of the vertical line V passing through $R_{-\theta}(\xi)$. Note that it is above the line connecting O and $R_{-\theta}(\xi)$. See the right picture of Figure 10.

From the assumption, we have $\tanh c \cot d \geq b/a$, and so we have $\arg \xi \leq \theta$. Since the map $z \mapsto \xi z$ equals $|\xi| R_{\arg \xi}$, its inverse $|\xi|^{-1} R_{-\arg \xi}$ sends ξ to 1, and φ to σ , that is, we have $|\xi|^{-1} R_{-\arg \xi}(\varphi) = \sigma$, and $|\xi|^{-1} R_{-\arg \xi}(\xi) = 1$. Therefore, we see that $\sigma = |\xi|^{-1} (R_{\theta - \arg \xi} \circ R_{-\theta})(\varphi)$ and $1 = |\xi|^{-1} (R_{\theta - \arg \xi} \circ R_{-\theta})(\xi)$ are

obtained from $R_{-\theta}(\varphi)$ and $R_{-\theta}(\xi)$ by the $\theta - \arg \xi \geq 0$ rotation around the origin (and enlargement), respectively.

If we rotate the right picture of Figure 10 by $\theta - \arg \xi$ around the origin, we conclude that σ is on the left of the line $R_{\theta - \arg \xi}(V)$, and above the real axis. Since the line $R_{\theta - \arg \xi}(V)$ is down to the right and passes through the point 1, we conclude that $\operatorname{Re} \sigma < 1$. \square

3.5. Line segments h_F and v_F . In this subsection we define line segments $v_F \subset V_F^-$ and $h_F \subset H_F^+$ in the z -plane, connecting O to $\sqrt{-1} \operatorname{Im} \sigma$, and σ to $\sqrt{-1} \operatorname{Im} \sigma$, respectively. We are assuming that $a > 0$, $0 < b < \pi/2$, and $\alpha = \cosh a \cos b > 1/2$.

Definition 3.22. Let v_F be the line segment $v(t) := t\sqrt{-1}$ in the z -plane with $0 \leq t \leq (ad - bc)/|\xi|^2$, and h_F be the line segment $h(t) := \sigma - t$ with $0 \leq t \leq (ac + bd)/|\xi|^2$ in the z -plane. Note that $ad - bc > 0$ from Lemma 3.1.

In the Z -plane we define v_G and h_G as the line segments ξv_F and ξh_F respectively.

Since we have $v((ad - bc)/|\xi|^2) = h((ac + bd)/|\xi|^2) = \frac{(ad - bc)\sqrt{-1}}{|\xi|^2} = \sqrt{-1} \operatorname{Im} \sigma$, v_F connects O to $\sqrt{-1} \operatorname{Im} \sigma$, and h_F connects σ to $\sqrt{-1} \operatorname{Im} \sigma$. It follows that v_G connects O to $\xi\sqrt{-1} \operatorname{Im} \sigma$, and that h_G connects φ to $\xi\sqrt{-1} \operatorname{Im} \sigma$.

Lemma 3.23. Suppose that $\cosh a - \cos b \geq 1/2$. Then the line segments v_G and h_G are in the rectangle $\{Z \in \mathbb{C} \mid |\operatorname{Re} Z| < a, -\pi < \operatorname{Im} Z \leq \pi\}$.

Proof. Since $\varphi = c + d\sqrt{-1}$ with $0 < c < a$ and $0 < d < \pi/2$ from Lemma 3.1, it is enough to show $|\operatorname{Re}(\xi\sqrt{-1} \operatorname{Im} \sigma)| < a$ and $-\pi < \operatorname{Im}(\xi\sqrt{-1} \operatorname{Im} \sigma) \leq \pi$.

Since we have $\operatorname{Im}(\xi\sqrt{-1} \operatorname{Im} \sigma) = \frac{a(ad - bc)}{|\xi|^2} > 0$ and $\operatorname{Re}(\xi\sqrt{-1} \operatorname{Im} \sigma) = -\frac{b(ad - bc)}{|\xi|^2} < 0$ from Lemma 3.1, we need to show $\pi(a^2 + b^2) - a(ad - bc) \geq 0$ and $a(a^2 + b^2) - b(ad - bc) > 0$.

Since $d < \pi/2$ from Lemma 3.1, we have $\pi(a^2 + b^2) - a(ad - bc) = a^2(\pi - d) + \pi b^2 + abc > a^2\pi/2 + \pi b^2 + abc > 0$.

To prove $a(a^2 + b^2) - b(ad - bc) > 0$, we first show that $\cosh a - \cos b \geq 1/2$ implies $a^2 + b^2 \geq \kappa^2$, where $\kappa := \operatorname{arcosh}(3/2)$. In fact we will show its contraposition; that $a^2 + b^2 < \kappa^2$ implies $\cosh a - \cos b < 1/2$.

From $a^2 + b^2 < \kappa^2$ and $a > 0$, we have $a < \sqrt{\kappa^2 - b^2}$ and $b < \kappa$. Since $\cosh a$ is increasing for $a > 0$ it is sufficient to prove that $\cosh(\sqrt{\kappa^2 - b^2}) - \cos b < 1/2$ for $0 < b < \kappa$. Since we have

$$\begin{aligned} \frac{d}{db}(\cosh(\sqrt{\kappa^2 - b^2}) - \cos b) &= \sin b - \frac{b \sinh(\sqrt{\kappa^2 - b^2})}{\sqrt{\kappa^2 - b^2}} \\ &\quad (\text{since } \sinh x > x \text{ for } x > 0) \\ &< \sin b - b < 0 \end{aligned}$$

for $0 < b < \kappa$. Therefore we conclude that $\cosh(\sqrt{\kappa^2 - b^2}) - \cos b < (\cosh(\sqrt{\kappa^2 - b^2}) - \cos b)|_{b=0} = \cosh \kappa - 1 = 1/2$.

Next, we prove that if $a^2 + b^2 \geq \kappa^2$, then $a(a^2 + b^2) - b(ad - bc) > 0$.

From Lemma 3.1, we have $d < \pi/2$ and $c > \operatorname{arsinh} \beta$, where $\beta = \sinh a \sin b$ (see (1.9)). Together with the assumption $a^2 + b^2 \geq \kappa^2$, we have

$$a(a^2 + b^2) - b(ad - bc) > \kappa^2 a + b^2 \operatorname{arsinh}(\sinh a \sin b) - ab\pi/2.$$

Putting $h(a, b) := \kappa^2 a + b^2 \operatorname{arsinh}(\sinh a \sin b) - ab\pi/2$, we have

$$\frac{\partial h}{\partial a}(a, b) = \kappa^2 - \frac{\pi}{2}b + \frac{b^2 \cosh a \sin b}{\sqrt{1 + \sinh^2 a \sin^2 b}},$$

$$\frac{\partial^2 h}{\partial a^2}(a, b) = \frac{b^2 \sinh a \sin b \cos^2 b}{(1 + \sinh^2 a \sin^2 b)^{3/2}}.$$

Since $\frac{\partial^2 h}{\partial a^2}(a, b) > 0$ for $a > 0$ and $0 < b < \pi/2$, we conclude that $\frac{\partial h}{\partial a}(a, b)$ is increasing with respect to a . Therefore $\frac{\partial h}{\partial a}(a, b) > \frac{\partial h}{\partial a}(0, b) = \kappa^2 - \frac{\pi}{2}b + b^2 \sin b$.

We will show that $h_0(b) := \frac{\partial h}{\partial a}(0, b) = \kappa^2 - \frac{\pi}{2}b + b^2 \sin b > 0$ for $0 < b < \pi/2$. To do that we consider the function $\tilde{h}_0(b) := \left(\frac{4\kappa}{\pi}\right)^2 \left(b - \frac{\pi}{4}\right)^2 \geq 0$. We will prove that $h_0(b) > \tilde{h}_0(b)$ ($0 < b < \pi/2$). We have

$$h_0(b) - \tilde{h}_0(b) = b \left(\left(\sin b - \frac{16\kappa^2}{\pi^2} \right) b + \frac{16\kappa^2 - \pi^2}{2\pi} \right).$$

We will show that $k(b) := \left(\sin b - \frac{16\kappa^2}{\pi^2} \right) b + \frac{16\kappa^2 - \pi^2}{2\pi}$ is positive for $0 < b < \pi/2$.

We calculate $k'(b) = \sin b + b \cos b - \frac{16\kappa^2}{\pi^2}$ and $k''(b) = 2 \cos b - b \sin b$. Since $k''(b)$ decreases from 2 to $-\pi/2$ for $0 < b < \pi/2$, we conclude that there exists $0 < b_0 < \pi/2$ such that $k''(b) > 0$ for $0 < b < b_0$, $k''(b_0) = 0$ for $b = b_0$, and $k''(b) < 0$ for $b_0 < b < \pi/2$. It follows that $k'(b)$ takes its maximum for $0 < b < \pi/2$ at b_0 . Since Mathematica tells us that $b_0 = 1.07687\dots$ and $k'(b_0) = -0.110587\dots$, we conclude that $k'(b) < 0$ for $0 < b < \pi/2$. Thus, $k(b)$ is decreasing and since $k(\pi/2) = 0$, we conclude that $k(b) > 0$ for $0 < b < \pi/2$.

It follows that $h(a, b)$ is decreasing with respect to $a > 0$, and so we have $h(a, b) > h(0, b) = 0$, which implies $a(a^2 + b^2) - b(ad - bc) > 0$ and the proof is complete. \square

Corollary 3.24. *If $\cosh a - \cos b \geq 1/2$, then the line segments h_F and v_F are in the region $\{z \in \mathbb{C} \mid |\operatorname{Re}(\xi z)| < a, -\pi < \operatorname{Im}(\xi z) \leq \pi\}$.*

Now, we can prove the following two lemmas.

Lemma 3.25. *If $\cosh a - \cos b \geq 1/2$ and $a \tanh c - b \tan d \geq 0$, then the line segment h_F is in H_F^+ except for σ .*

Proof. It is sufficient to prove that the line segment h_G is in H_G^+ except for φ .

Recall that h_G connects φ to $\xi\sqrt{-1}\operatorname{Im}\sigma$. Since the point $\xi\sqrt{-1}\operatorname{Im}\sigma = (ad - bc)\xi\sqrt{-1}/|\xi|^2$ is on the line $aX + bY = 0$ and h_G contains $\varphi \in \overline{C}_G$ (see Definition 3.13), we see that h_G does not touch \underline{C}_G from Lemma 3.16.

Since $\cosh a - \cos b \geq 1/2$, from Lemma 3.14, the simple closed curve \overline{C}_G is convex. It follows that every tangent line lies in H_G^+ except for the point of tangency.

From the proof of Lemma 3.21, the slope of tangent at φ is $\tanh c \cot d$, which is greater than or equal to b/a since $a \tanh c - b \tan d \geq 0$. So the tangent line at φ is steeper than the vector ξ , which means that the ray $\varphi + s\xi$ with $s < 0$ is outside of \overline{C}_G . Since h_G does not touch \underline{C}_G , and is presented as $\varphi + s\xi$ with $-(ac + bd)/|\xi|^2 \leq t \leq 0$, we conclude that h_G is in H_G^+ except for φ , completing the proof. \square

Lemma 3.26. *If $\cosh a - \cos b \geq 1/2$, then the line segment v_F is in V_F^- .*

Proof. We will show that the line segment v_G is in V_G^- .

Since v_G is parametrized as $t\xi\sqrt{-1}$ with $0 \leq t \leq (ad - bc)/|\xi|^2$, from (3.6), it suffices to show $\sinh(\operatorname{Re}(t\xi\sqrt{-1})) \sin(\operatorname{Im}(t\xi\sqrt{-1})) - \beta < 0$, that is,

$$\sinh(bt) \sin(at) + \sinh a \sin b > 0.$$

We have $\sinh a \sin b > 0$ and $\sinh(bt) \geq 0$ from $0 < b < \pi/2$ and $t \geq 0$, respectively. Moreover, since $t \leq (ad - bc)/|\xi|^2$, we have

$$at \leq \frac{a(ad - bc)}{|\xi|^2} = d - \frac{b(ac + bd)}{|\xi|^2} < \frac{\pi}{2}$$

from Lemma 3.1. It follows that $\sin(at) > 0$, completing the proof. \square

4. POISSON SUMMATION FORMULA

In this section, we will use the Poisson summation formula to change the sum in (2.10) into an integral.

4.1. Statement of the Poisson summation formula. We use the following version of the Poisson summation formula, a proof of which is similar to that of [22]. See also [16, Appendix A].

Proposition 4.1 (Poisson summation formula). *Let $\{\psi_N(z)\}_{N=1,2,3,\dots}$ be a series of holomorphic functions in a domain $D \subset \mathbb{C}$. We assume that $\psi_N(z)$ uniformly converges to a holomorphic function $\psi(z)$ in D . We put*

$$\begin{aligned} R_+ &:= \{z \in D \mid \operatorname{Im} z \geq 0, \operatorname{Re} \psi(z) < 2\pi \operatorname{Im} z\}, \\ R_- &:= \{z \in D \mid \operatorname{Im} z \leq 0, \operatorname{Re} \psi(z) < -2\pi \operatorname{Im} z\}. \end{aligned}$$

We also assume the following:

- (i) there exists a closed interval $[p_0, p_1]$ ($p_0 < p_1$) contained in D ,
- (ii) $\operatorname{Re} \psi(p_0) < 0$ and $\operatorname{Re} \psi(p_1) < 0$,
- (iii) there exists a path C_+ in R_+ connecting p_0 and p_1 , which is homotopic to $[p_0, p_1]$ in D ,
- (iv) there exists a path C_- in R_- connecting p_0 and p_1 , which is homotopic to $[p_0, p_1]$ in D .

Then we have

$$\frac{1}{N} \sum_{p_0 \leq (2k+1)/(2N) \leq p_1} e^{N\psi_N((2k+1)/(2N))} = \int_{p_0}^{p_1} e^{N\psi_N(z)} dz + O(e^{-\varepsilon N})$$

for some $\varepsilon > 0$ independent of N .

4.2. Assumptions of the Poisson summation formula. We will show that the assumptions (i)–(iv) of Proposition 4.1 are satisfied. We assume that $\xi \in \Xi$, that is, $a > 0$, $0 < b < \pi/2$, and $\alpha = \cosh a \cos b > 1/2$, as usual.

We put

$$D := \{z \in \mathbb{C} \mid -\delta < \operatorname{Re} z < 1 - \delta, -4\operatorname{Im} \sigma < \operatorname{Im} z < 2\operatorname{Im} \sigma\}$$

for a sufficiently small $\delta > 0$.

Lemma 4.2. *The region D is contained in Θ_ν if we choose ν sufficiently small, and M sufficiently large.*

Proof. Recall the definition (2.14) of Θ_ν .

We first show that D is in the parallelogram (in fact it is a rectangle) $\{z \in \mathbb{C} \mid |\operatorname{Im}(\xi z)| \leq b + 2\pi(1 - \nu), |\operatorname{Re}(\xi z)| \leq 2M\pi - a\}$ if we choose $0 < \nu < 1/4$ sufficiently small and $M > 0$ sufficiently large.

If $z \in D$, then we have $-\delta < x < 1 - \delta$ and $-4\operatorname{Im} \sigma < y < 2\operatorname{Im} \sigma$, where we put $x := \operatorname{Re} z$ and $y := \operatorname{Im} z$ as usual. Since $|\operatorname{Re}(\xi z)| = |ax - by| \leq a|x| + b|y| < a(1 - \delta) + 4b\operatorname{Im} \sigma$, if we choose M so that $M > (a + a(1 - \delta) + 4b\operatorname{Im} \sigma)/(2\pi)$, then

we have $|\operatorname{Re}(\xi z)| < 2M\pi - a$. Recalling that $\sigma = \varphi/\xi$, we have

$$\begin{aligned}
b + 2\pi(1 - \nu) - |\operatorname{Im}(\xi z)| &= b + 2\pi(1 - \nu) - |bx + ay| \\
&\geq b + 2\pi(1 - \nu) - b|x| - a|y| \\
&> b + 2\pi(1 - \nu) - b(1 - \delta) - 4a \operatorname{Im} \sigma \\
&= \delta b + 2\pi(1 - \nu) - \frac{4a(ad - bc)}{|\xi|^2} \\
&= \delta b - 2\pi\nu + \frac{4abc}{|\xi|^2} + \frac{1}{|\xi|^2} (2\pi(a^2 + b^2) - 4a^2d) \\
&> \delta b - 2\pi\nu + \frac{4abc}{|\xi|^2} + \frac{2\pi b^2}{|\xi|^2} > 0
\end{aligned}$$

if we choose $\nu > 0$ sufficiently small, where we use $d < \pi/2$ from Lemma 3.1 in the last inequality. This proves $|\operatorname{Im}(\xi z)| < b + 2\pi(1 - \nu)$.

It remains to show that D avoids Δ_ν^\pm and ∇_ν^\pm .

The x -coordinate of the left-most point of Δ_ν^+ is $1 - 2\pi\nu/b$ (see Figure 6). Since $x < 1 - \delta$ if $z \in D$, and

$$1 - \frac{2\pi\nu}{b} - (1 - \delta) = \delta - \frac{2\pi\nu}{b} > 0$$

if ν is sufficiently small. So we conclude that $D \cap \Delta_\nu^+ = \emptyset$. Similarly, the x -coordinate of the right-most point of ∇_ν^+ is $-1 + 2\pi\nu/b$ (see Figure 6). Since $x > -\delta$ if $z \in D$, and

$$(-\delta) - \left(-1 + \frac{2\pi\nu}{b}\right) = 1 - \delta - \frac{2\pi\nu}{b} > 0$$

if ν is sufficiently small, which implies that $D \cap \nabla_\nu^+ = \emptyset$.

Since the y -coordinate of the bottom side of Δ_ν^- is $2\pi(1 - \nu)a/|\xi|^2$ (see Figure 6), $\operatorname{Im} \sigma = (ad - bc)/|\xi|^2$, and $d < \pi/2$ from Lemma 3.1, we have

$$\begin{aligned}
\frac{2\pi(1 - \nu)a}{|\xi|^2} - 2 \operatorname{Im} \sigma &= \frac{1}{|\xi|^2} (2a\pi - 2a\pi\nu - 2(ad - bc)) \\
&> \frac{1}{|\xi|^2} (a\pi + 2bc - 2a\pi\nu),
\end{aligned}$$

which is positive if ν is sufficiently small. This shows that D is below Δ_ν^- . Similarly, the y -coordinate of the top side of ∇_ν^- is $-2\pi(1 - \nu)a/|\xi|^2$ (see Figure 6). Since $d < \pi/2$, we have

$$\begin{aligned}
-4 \operatorname{Im} \sigma - \left(-\frac{2\pi(1 - \nu)a}{|\xi|^2}\right) &= \frac{1}{|\xi|^2} (2a\pi - 2a\pi\nu - 4(ad - bc)) \\
&> \frac{1}{|\xi|^2} (-2a\pi\nu + 4bc)
\end{aligned}$$

which is positive if ν is sufficiently small. So we conclude that D is above ∇_ν^- .

So we conclude that $D \subset \Theta_\nu$ if we choose $\nu > 0$ sufficiently small. \square

Now, we will prove that Conditions (i)–(iv) hold, assuming that $a \tanh c - b \tanh d \geq 0$, and that $\cosh a - \cosh b > 1/2$. We consider two cases $\operatorname{Re} F(\sigma) > 0$ and $\operatorname{Re} F(\sigma) \leq 0$ separately.

4.2.1. *The case $\operatorname{Re} F(\sigma) > 0$.* First, we assume that $\operatorname{Re} F(\sigma) > 0$.

We put

- $\psi_N(z) := f_N(z) - f_N(\sigma)$ and $\psi(z) := F(z) - F(\sigma)$,
- $p_0 := 0$ and $p_1 = 1 - \delta_1$ for sufficiently small $\delta_1 > 0$ with $\delta_1 > \delta$.

From Lemmas 2.5 and 4.2, the series of functions $\{\psi_N(z)\}$ uniformly converges to $\psi(z)$ in D .

Clearly, Condition (i) holds if we choose δ_1 so that $\delta_1 < 1$.

As for Condition (ii), we have $\operatorname{Re} \psi(p_0) = \operatorname{Re} F(0) - \operatorname{Re} F(\sigma) = -\operatorname{Re} F(\sigma) < 0$ from the assumption. We also have $\operatorname{Re} \psi(p_1) = \operatorname{Re} F(1 - \delta_1) - \operatorname{Re} F(\sigma)$, which is negative if $\delta_1 > 0$ is sufficiently small, because $\operatorname{Re} F(1) < \operatorname{Re} F(\sigma)$ if $a \tanh c - b \tan d \geq 0$ from Corollary 3.20.

Remark 4.3. Since the point 1 is in H_F^- from (3.5), $\operatorname{Re} F(x)$ is decreasing if x is close to 1 and $x < 1$ from Lemma 3.7. So we can choose δ_1 so that $\operatorname{Re} F(x) < \operatorname{Re} F(\sigma)$ for $x \in [1 - \delta_1, 1]$.

So it remains to show that Conditions (iii) and (iv) are satisfied.

We note that R_\pm are given as follows.

$$\begin{aligned} R_+ &= \{z \in \mathbb{C} \mid 0 \leq \operatorname{Im} z < 2 \operatorname{Im} \sigma, -\delta < \operatorname{Re} z < 1 - \delta, \\ &\quad \operatorname{Re} F(z) < \operatorname{Re} F(\sigma) + 2\pi \operatorname{Im} z\}, \\ R_- &= \{z \in \mathbb{C} \mid -4 \operatorname{Im} \sigma < \operatorname{Im} z \leq 0, -\delta < \operatorname{Re} z < 1 - \delta, \\ &\quad \operatorname{Re} F(z) < \operatorname{Re} F(\sigma) - 2\pi \operatorname{Im} z\}. \end{aligned}$$

Note also that since D is simply connected, it suffices to show the existence of paths $C_\pm \subset R_\pm$ connecting p_0 and p_1 . See Figure 11.

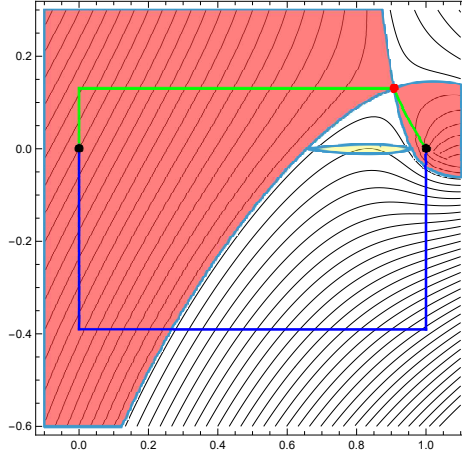


FIGURE 11. A contour plot of $\operatorname{Re} F(z)$ with $\xi = 1.5 + 0.5\sqrt{-1}$. Note that $\operatorname{Re} F(\sigma) > 0$. The red point is σ , and the black points are 0 and 1. The region $\{z \in \mathbb{C} \mid \operatorname{Re} F(z) < 0\}$ is indicated by pink. The yellow region indicates $D \setminus (R_+ \cup R_-)$. The green (blue, respectively) curve is $\bar{\lambda}$ (λ , respectively).

Lemma 4.4. *If $\operatorname{Re} F(\sigma) > 0$, then Condition (iii) holds.*

Proof. Put $\bar{\lambda} := v_F \cup h_F \cup \chi_F$, where v_F (h_F , respectively) is the line segment connecting O to $\sqrt{-1} \operatorname{Im} \sigma$ (σ to $\sqrt{-1} \operatorname{Im} \sigma$, respectively), and χ_F is the curve connecting 1 to σ . See Definitions 3.4 and 3.22. Then the piecewise smooth curve $\bar{\lambda}$ connects O to 1 via σ . From the assumption $a \tanh c - b \tan d \geq 0$, Lemma 3.21 and its proof, we see that the curve χ_F is on the left of the line $\operatorname{Re} z = 1$ except for 1 (see Figure 10).

Since $a \tanh c - b \tan d \geq 0$, from Corollary 3.20, $\operatorname{Re} F(z)$ is decreasing from σ to 1 along the curve χ_F , and so if $z \in \chi_F$ and $z \neq \sigma$ then $\operatorname{Re} F(z) < \operatorname{Re} F(\sigma)$. From

Lemma 3.25, $\operatorname{Re} F(x + y\sqrt{-1})$ is increasing with respect to x along the line segment h_F . So if $z \in h_F$, then $\operatorname{Re} F(z) < \operatorname{Re} F(\sigma)$ except for $z = \sigma$. From Lemma 3.26, $\operatorname{Re} F(x + y\sqrt{-1})$ is decreasing with respect to y along the line segment v_F since $\cosh a - \cosh b > 1/2$. So if $z \in v_F$, then $\operatorname{Re} F(z) < \operatorname{Re} F(0) = 0 < \operatorname{Re} F(\sigma)$.

Therefore if $z \in \bar{\lambda} \setminus \{\sigma\}$, then $\operatorname{Re} F(z) < \operatorname{Re} F(\sigma)$.

Since the curve $\bar{\lambda}$ is in the rectangle $\{z \in \mathbb{C} \mid 0 \leq \operatorname{Im} z \leq \operatorname{Im} \sigma, 0 \leq \operatorname{Re} z \leq 1\}$, we can obtain C_+ by pushing v_F a little to the right near O , and χ_F a little to the left near 1. \square

Remark 4.5. The curve C_+ defined above is contained in a region smaller than R_+ :

$$\tilde{R}_+ = \{z \in \mathbb{C} \mid 0 \leq \operatorname{Im} z < 2 \operatorname{Im} \sigma, -\delta < \operatorname{Re} z < 1 - \delta, \operatorname{Re} F(z) \leq \operatorname{Re} F(\sigma)\}.$$

Lemma 4.6. *If $\operatorname{Re} F(\sigma) > 0$, then Condition (iv) holds.*

Proof. Let λ_1 , λ_2 , and λ_3 be the line segments connecting 0 to $-3\sqrt{-1}\operatorname{Im} \sigma$, $-3\sqrt{-1}\operatorname{Im} \sigma$ to $1 - 3\sqrt{-1}\operatorname{Im} \sigma$, and $1 - 3\sqrt{-1}\operatorname{Im} \sigma$ to 1, respectively. Put $\underline{\lambda} := \lambda_1 \cup \lambda_2 \cup \lambda_3$, which connects 0 to 1.

Define $r_x(y) := \operatorname{Re} F(x + y\sqrt{-1}) - \operatorname{Re} F(\sigma) + 2\pi y$ as a function of y . Since $\underline{\lambda}$ is in the region $\{z \in \mathbb{C} \mid 0 \leq \operatorname{Re} z \leq 1, \operatorname{Im} z \leq 0\}$, from Corollary 2.12 we have $r'_x(y) = \frac{\partial}{\partial y} \operatorname{Re} F(x + y\sqrt{-1}) + 2\pi > \pi/2$.

We will show that $r_x(y) < 0$ when (x, y) is on $\underline{\lambda}$.

- $\lambda_1 \subset R_-$: Since $r'_0(y) > \pi/2$, we obtain

$$\begin{aligned} r_0(y) &= \int_0^y r'_0(s) ds + r_0(0) = \int_0^y r'_0(s) ds - \operatorname{Re} F(\sigma) \\ &< y\pi/2 \leq 0 \end{aligned}$$

since $y \leq 0$ and $\operatorname{Re} F(\sigma) > 0$. Thus we have $r_x(y) < 0$ if $z \in \lambda_1$.

- $\lambda_2 \subset R_-$: For each point $x - 3\sqrt{-1}\operatorname{Im} \sigma \in \lambda_2$ ($0 \leq x \leq 1$), we choose y_0 with $0 \leq y_0 \leq \operatorname{Im} \sigma$ so that the point (x, y_0) is contained in $\bar{\lambda}$.

Since the curve $\bar{\lambda}$ is in \tilde{R}_+ from Remark 4.5, we have $r_x(y_0) = \operatorname{Re} F(x + y_0\sqrt{-1}) - \operatorname{Re} F(\sigma) + 2\pi y_0 \leq 2\pi y_0$. The inequality $r'_x(y) > \pi/2$ implies

$$\begin{aligned} r_x(-3\operatorname{Im} \sigma) &= \int_{y_0}^{-3\operatorname{Im} \sigma} r'_x(s) ds + r_x(y_0) \\ &< \frac{1}{2}\pi(-3\operatorname{Im} \sigma - y_0) + 2\pi y_0 = \frac{3\pi}{2}(y_0 - \operatorname{Im} \sigma) \leq 0. \end{aligned}$$

So we have proved that $r_x(y) < 0$ if $(x, y) \in \lambda_2$.

- $\lambda_3 \subset R_-$: Since $r_1(0) = \operatorname{Re} F(1) - \operatorname{Re} F(\sigma) < 0$ from Corollary 3.20, and $r'_1(s) > \pi/2$ for $-3\operatorname{Im} \sigma \leq s \leq 0$ as above, we have

$$r_1(y) = \int_0^y r'_1(s) ds + r_1(0) < 0,$$

proving that $r_x(y) < 0$ if $(x, y) \in \lambda_3$.

Since the polygonal line $\underline{\lambda}$ is in the rectangle $\{z \in \mathbb{C} \mid -3\operatorname{Im} \sigma \leq \operatorname{Im} z \leq 0, 0 \leq \operatorname{Re} z \leq 1\}$, the curve C_- is obtained by pushing it a little inside.

The proof is complete. \square

Therefore from Proposition 4.1, we have

$$\begin{aligned} (4.1) \quad \frac{1}{N} e^{-Nf_N(\sigma)} &\sum_{0 \leq (2k+1)/(2N) \leq 1-\delta_1} e^{Nf_N((2k+1)/(2N))} \\ &= e^{-Nf_N(\sigma)} \int_0^{1-\delta_1} e^{Nf_N(z)} dz + O(e^{-\varepsilon N}) \end{aligned}$$

as $N \rightarrow \infty$ for some $\varepsilon > 0$ independent of N .

4.2.2. *The case $\operatorname{Re} F(\sigma) \leq 0$.* Next, we assume that $\operatorname{Re} F(\sigma) \leq 0$.

We put

- $\psi_N(z) := f_N(z)$ and $\psi(z) := F(z)$,
- $p_0 := -\delta_0$ and $p_1 = 1 - \delta_1$,

where we choose $\delta_0 > 0$ and $\delta_1 > 0$ sufficiently small with $\delta_0 < \delta$ and $\delta_1 > \delta$.

Lemma 4.7. *Suppose that $a \tanh c - b \tan d \geq 0$ and that $\cosh a - \cos b > 1/2$. If $\operatorname{Re} F(\sigma) \leq 0$, then Conditions (i)–(iv) hold.*

Proof. Condition (i) holds because $\delta_0 < \delta$ and $\delta_1 > \delta$.

Since $|1 - \cosh \xi| = \cosh a - \cos b$ from Lemma 3.8, the origin is in H_F^+ from the definition (3.5). So we can choose δ_0 so that $\operatorname{Re} F(x)$ is increasing for $-\delta_0 < x < 0$. Since $F(0) = 0$, we have $\operatorname{Re} F(p_0) = \operatorname{Re} F(-\delta_0) < 0$.

Since $\operatorname{Re} F(1) < \operatorname{Re} F(\sigma) \leq 0$ from Corollary 3.20, we can choose $\delta_1 > 0$ with $\delta_1 < \delta$ so small that $\operatorname{Re} F(p_1) = \operatorname{Re} F(1 - \delta_1) < 0$. Therefore we conclude that Condition (ii) holds.

Conditions (iii) and (iv) also hold as above if we assume that $a \tanh c - b \tan d \geq 0$, and $\cosh a - \cos b \geq 1/2$. See Figure 12. \square

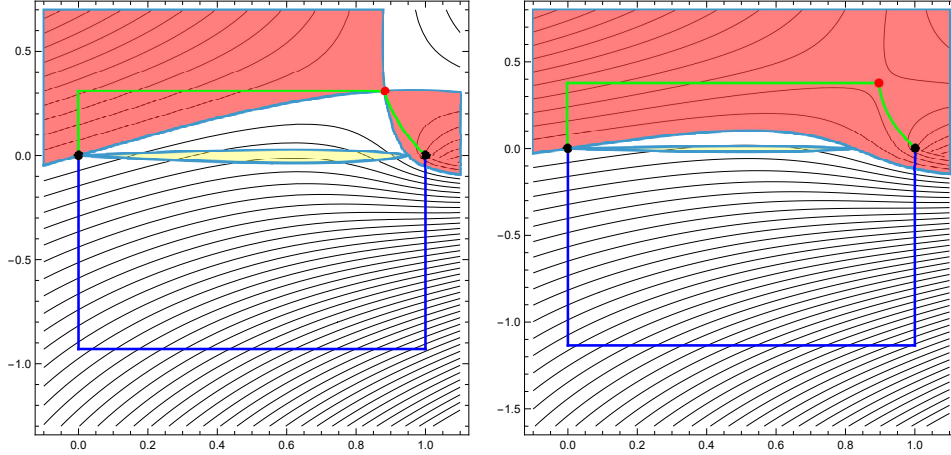


FIGURE 12. Contour plots of $\operatorname{Re} F(z)$ with $\xi = 1.0943 \dots + 0.5\sqrt{-1}$ (left) and $\xi = 1 + 0.5\sqrt{-1}$ (right). Note that $\operatorname{Re} F(\sigma) = 0$ (left) and that $\operatorname{Re} F(\sigma) < 0$ (right). The red points are σ , and the black points are 0 and 1. The regions with $\operatorname{Re} F(z) < 0$ are indicated by pink. The region $D \setminus (R_+ \cup R_-)$ is indicated by yellow. The green (blue, respectively) curve is $\bar{\lambda}$ (λ , respectively).

Therefore if $a \tanh c - b \tan d \geq 0$, $\cosh a - \cos b > 1/2$, and $\operatorname{Re} F(\sigma) \leq 0$, we have

$$(4.2) \quad \frac{1}{N} \sum_{-\delta_0 \leq (2k+1)/(2N) \leq 1-\delta_1} e^{Nf_N((2k+1)/(2N))} = \int_{-\delta_0}^{1-\delta_1} e^{Nf_N(z)} dz + O(e^{-\varepsilon N})$$

as $N \rightarrow \infty$ for some $\varepsilon > 0$ independent of N .

5. PROOF OF THE MAIN THEOREM

In this section, we apply the saddle point method to the integrals appearing in (4.1) and (4.2), and prove the main theorem.

We assume $a > 0$, $0 < b < \pi/2$, and $\alpha = \cosh a \cos b > 1/2$.

5.1. Saddle point method. We use the saddle point method as in [14, Proposition 5.3]. See also [22, Proposition 3.2 and Remark 3.3] and [16, Proposition 5.2].

Proposition 5.1 (Saddle point method). *Let $\eta(w)$ be a holomorphic function in a domain E containing 0, with $\eta(0) = \eta'(0) = 0$ and $\eta''(0) \neq 0$. We put $V := \{w \in E \mid \operatorname{Re} \eta(w) < 0\}$. Let C be a path in E from q_0 to q_1 , where the two end-points are in V .*

We assume the following:

- (i) *there exists a neighborhood $\widehat{E} \subset E$ of 0 such that $V \cap \widehat{E}$ has two connected components,*
- (ii) *there exists a path $\widehat{C} \subset V \cup \{0\}$ connecting q_0 and q_1 via 0 that is homotopic to C in E fixing q_0 and q_1 , such that $(\widehat{C} \cap \widehat{E}) \setminus \{0\}$ splits into two connected components that are in distinct components of V .*

Let $\{h_N(w)\}_{N=1,2,3,\dots}$ be a series of holomorphic functions in E that uniformly converges to a holomorphic function $h(w)$ with $h(0) \neq 0$. We also assume that $|h_N(w)|$ is bounded irrelevant to N .

Then, we have

$$\int_C h_N(w) e^{N\eta(w)} dw = \frac{h(0)\sqrt{2\pi}}{\sqrt{-\eta''(0)}\sqrt{N}} (1 + O(N^{-1}))$$

as $N \rightarrow \infty$, where we choose the sign of $\sqrt{-\eta''(0)}$ so that $\operatorname{Re} (q_1 \sqrt{-\eta''(0)}) > 0$.

Putting $\eta(w) := F(w+\sigma) - F(\sigma)$, $h_N(w) := e^{N(f_N(w+\sigma) - F(w+\sigma))}$, $h(w) := 1$, and $E := D - \sigma = \{w \in \mathbb{C} \mid -\delta < \operatorname{Re}(w+\sigma) < 1-\delta, -4\operatorname{Im} \sigma < \operatorname{Im}(w+\sigma) < 2\operatorname{Im} \sigma\}$. We will show that the assumptions of Proposition 5.1 hold for certain points q_0 and q_1 , and certain paths C and \widehat{C} .

First of all, we see that $\eta(0) = 0$, and that $\eta'(0) = F'(0) = 0$ from the definition of σ (see (3.1)). From Corollary 2.10 we have

$$F''(z) = \frac{-\xi \sinh(\xi z)}{\cosh \xi - \cosh(\xi z)}$$

if $|\operatorname{Re}(\xi z)| < a$. Since $|\operatorname{Re}(\xi \sigma)| = |\operatorname{Re} \varphi| = c < a$ from Lemma 3.1, we have

$$\begin{aligned} \eta''(0) = F''(\sigma) &= \frac{-\xi \sinh \varphi}{\cosh \xi - \cosh \varphi} \\ &= -2\xi \sinh \varphi = -2\xi \sqrt{\cosh^2 \varphi - 1} \\ &= -\xi \sqrt{(2 \cosh \xi + 1)(2 \cosh \xi - 3)}, \end{aligned}$$

which does not vanish because $\varphi \neq 0$. Here the third equality holds since $\cosh \varphi = \cosh \xi - 1/2$, and we choose the square root so that its argument is between 0 and $\pi/2$ because $\sinh \varphi = \sinh c \cos d + \sqrt{-1} \cosh c \sin d$ is in the first quadrant.

So, it remains to prove the following lemma.

Lemma 5.2. *Suppose that $a \tanh c - b \tan d \geq 0$ and $\cosh a - \cos b > 1/2$. Then Conditions (i) and (ii) hold if we choose q_0 , q_1 , C and \widehat{C} appropriately.*

Proof. We first prove (i). From the Taylor expansion around 0, we have

$$\eta(w) = \frac{1}{2} \eta''(0) w^2 + c_3 w^3 + c_4 w^4 + \dots$$

So if we choose $\widehat{E} \ni 0$ sufficiently small, then (i) follows.

To prove (ii), we will consider the two cases where $\operatorname{Re} F(\sigma) > 0$ and $\operatorname{Re} F(\sigma) \leq 0$.

- The case $\operatorname{Re} F(\sigma) > 0$.

We put $q_0 := -\sigma$ and $q_1 := 1 - \delta_1 - \sigma$, and let C be the line segment connecting q_0 to q_1 , where we choose $\delta_1 > 0$ as Subsubsection 4.2.1. Now, we put $\widehat{C} := C_+ - \sigma$, where C_+ is defined in the proof of Lemma 4.4. Then the path \widehat{C} connects $-\sigma$ to $1 - \delta_1 - \sigma$ via 0 in the region $\{w \in E \mid \operatorname{Re} \eta(w) < 0\}$ except for 0, since $C_+ \subset \{z \in D \mid \operatorname{Re} F(z) - \operatorname{Re} F(\sigma) < 0\}$ except for σ . Since near σ , C_+ is split into h_F and χ_F , we may assume that $(\widehat{C} \cap \widehat{E}) \setminus \{0\}$ has two connected components taking \widehat{E} smaller if necessary. Clearly, \widehat{C} is homotopic to C in E .

- The case $\operatorname{Re} F(\sigma) \leq 0$.

We put $q_0 := -\operatorname{Re} \sigma$ and $q_1 := 1 - \delta_1 - \sigma$, and let C be the polygonal chain connecting q_0 , $-\sigma$, and q_1 , where we choose $\delta_1 > 0$ as Subsubsection 4.2.2. Then C is homotopic to the path $\widehat{C} := h_F \cup \chi_F - \sigma = \{z - \sigma \mid z \in h_F \cup \chi_F\}$. The path \widehat{C} connects $-\operatorname{Re} \sigma$ to $1 - \delta_1 - \sigma$ via 0 and it is in the region $\{w \in E \mid \operatorname{Re} \eta(w) < 0\}$ except for O since $h_F \cup \chi_F$ is in the region $\{z \in D \mid \operatorname{Re} F(z) < \operatorname{Re} F(\sigma)\}$ except for σ from Lemma 3.25 and Corollary 3.20. It is clear that \widehat{C} is homotopic to C . See Figure 13.

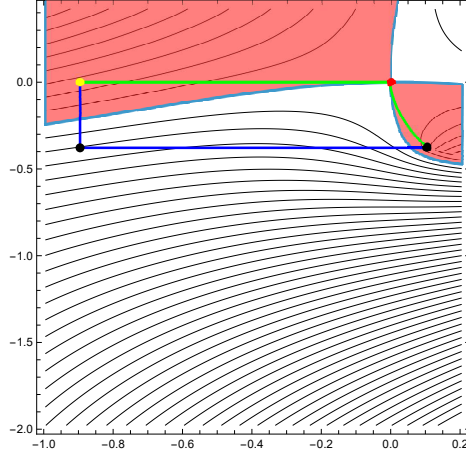


FIGURE 13. A contour plot of $\operatorname{Re} \eta(w)$ with $\xi = 1 + 0.5\sqrt{-1}$. The pink region indicates $\{w \in \mathbb{C} \mid \operatorname{Re} \eta(w) < 0\}$. The green curve indicates \widehat{C} , and the blue curve indicates C . The red point is O , the yellow point is $-\operatorname{Re} \sigma$, and the black points are $-\sigma$ and $1 - \delta_1 - \sigma$. Compare it with the right picture of Figure 12.

So we conclude that Condition (ii) holds. \square

Therefore we can use Proposition 5.1 to estimate the integrals in the right hand sides of (4.1) and (4.2).

If $\operatorname{Re} F(\sigma) > 0$, we obtain

$$\begin{aligned}
 (5.1) \quad & \int_C e^{N(f_N(w+\sigma) - F(\sigma))} dw \\
 &= \int_C e^{N(f_N(w+\sigma) - F(w+\sigma))} e^{N(F(w+\sigma) - F(\sigma))} dw \\
 &= \frac{\sqrt{2\pi}}{\sqrt{\xi \sqrt{(2 \cosh \xi + 1)(2 \cosh \xi - 3)} \sqrt{N}}} \times (1 + O(N^{-1})),
 \end{aligned}$$

where we choose the square root so that $\operatorname{Re} \sqrt{\xi \sqrt{(2 \cosh \xi + 1)(2 \cosh \xi - 3)}} > 0$. Putting $z := w + \sigma$, we have

$$\int_0^{1-\delta_1} e^{N f_N(z)} dz = \frac{\sqrt{2\pi} e^{N F(\sigma)}}{\sqrt{\xi \sqrt{(2 \cosh \xi + 1)(2 \cosh \xi - 3)}} \sqrt{N}} \times (1 + O(N^{-1})).$$

Together with (4.1) we have

$$\begin{aligned} & \frac{1}{N} e^{-N f_N(\sigma)} \sum_{0 \leq (2k+1)/(2N) \leq 1-\delta_1} e^{N f_N((2k+1)/(2N))} \\ &= \frac{\sqrt{2\pi} e^{N(F(\sigma) - f_N(\sigma))}}{\sqrt{\xi \sqrt{(2 \cosh \xi + 1)(2 \cosh \xi - 3)}} \sqrt{N}} \times (1 + O(N^{-1})) + O(e^{-\varepsilon N}). \end{aligned}$$

Therefore we have

$$\begin{aligned} (5.2) \quad & \sum_{0 \leq (2k+1)/(2N) \leq 1-\delta_1} e^{N f_N((2k+1)/(2N))} \\ &= \frac{\sqrt{2\pi N} e^{N F(\sigma)}}{\sqrt{\xi \sqrt{(2 \cosh \xi + 1)(2 \cosh \xi - 3)}}} \left(1 + O(N^{-1}) + O\left(N^{1/2} e^{N(f_N(\sigma) - F(\sigma) - \varepsilon)}\right) \right) \\ &= \frac{\sqrt{2\pi N} e^{N F(\sigma)}}{\sqrt{\xi \sqrt{(2 \cosh \xi + 1)(2 \cosh \xi - 3)}}} (1 + O(N^{-1})), \end{aligned}$$

where the second equality holds because $f_N(\sigma)$ converges to $F(\sigma)$.

If $\operatorname{Re} F(\sigma) \leq 0$, then (5.1) also holds as in the case $\operatorname{Re} F(\sigma) > 0$. Putting $z := w + \sigma$, we also have

$$\begin{aligned} \int_C e^{N f_N(w)} dw &= \int_{\sqrt{-1} \operatorname{Im} \sigma}^0 e^{N f_N(z)} dz + \int_0^{1-\delta_1} e^{N f_N(z)} dz \\ &= \frac{\sqrt{2\pi} e^{N F(\sigma)}}{\sqrt{\xi \sqrt{(2 \cosh \xi + 1)(2 \cosh \xi - 3)}} \sqrt{N}} \times (1 + O(N^{-1})) \end{aligned}$$

since C is a polygonal line connecting $-\operatorname{Re} \sigma$, $-\sigma$, and $1 - \delta_1 - \sigma$. So we have

$$\begin{aligned} & \int_0^{1-\delta_1} e^{N f_N(z)} dz \\ &= \frac{\sqrt{2\pi} e^{N F(\sigma)}}{\sqrt{\xi \sqrt{(2 \cosh \xi + 1)(2 \cosh \xi - 3)}} \sqrt{N}} (1 + O(N^{-1})) - \int_{\sqrt{-1} \operatorname{Im} \sigma}^0 e^{N f_N(z)} dz. \end{aligned}$$

From (4.2) we have

$$\begin{aligned}
(5.3) \quad & \sum_{0 \leq (2k+1)/(2N) \leq 1-\delta_1} e^{Nf_N((2k+1)/(2N))} \\
&= \sum_{-\delta_0 \leq (2k+1)/(2N) \leq 1-\delta_1} e^{Nf_N((2k+1)/(2N))} - \sum_{-\delta_0 \leq (2k+1)/(2N) < 0} e^{Nf_N((2k+1)/(2N))} \\
&= N \int_{-\delta_0}^{1-\delta_1} e^{Nf_N(z)} dz - \sum_{-\delta_0 \leq (2k+1)/(2N) < 0} e^{Nf_N((2k+1)/(2N))} + O(Ne^{-\varepsilon N}) \\
&= N \int_0^{1-\delta_1} e^{Nf_N(z)} dz + N \int_{-\delta_0}^0 e^{Nf_N(z)} dz - \sum_{-\delta_0 \leq (2k+1)/(2N) < 0} e^{Nf_N((2k+1)/(2N))} \\
&\quad + O(Ne^{-\varepsilon N}) \\
&= \frac{\sqrt{2\pi N} e^{NF(\sigma)}}{\sqrt{\xi \sqrt{(2 \cosh \xi + 1)(2 \cosh \xi - 3)}}} (1 + O(N^{-1})) - N \int_{\sqrt{-1} \operatorname{Im} \sigma}^0 e^{Nf_N(z)} dz \\
&\quad + N \int_{-\delta_0}^0 e^{Nf_N(z)} dz - \sum_{-\delta_0 \leq (2k+1)/(2N) < 0} e^{Nf_N((2k+1)/(2N))} + O(Ne^{-\varepsilon N}).
\end{aligned}$$

5.2. Proof of the main theorem. To prove the main theorem, we need to estimate the sums $\sum_{1-\delta_1 < (2k+1)/(2N) < 1} e^{Nf_N((2k+1)/(2N))}$ (for both cases $\operatorname{Re} F(\sigma) >$ and $\operatorname{Re} F(\sigma) \leq 0$, Corollary 5.4) and $\sum_{-\delta_0 \leq (2k+1)/(2N) < 0} e^{Nf_N((2k+1)/(2N))}$ (for the case $\operatorname{Re} F(\sigma) \leq 0$ and $\cosh a - \cos b > 1/2$, Lemma 5.7), and the difference of the integrals $\int_{-\delta_0}^0 e^{Nf_N(z)} dz - \int_{\sqrt{-1} \operatorname{Im} \sigma}^0 e^{Nf_N(z)} dz$ (for the case $\operatorname{Re} F(\sigma) \leq 0$ and $\cosh a - \cos b > 1/2$, Lemma 5.5).

Lemma 5.3. *Assume that $a \tanh c - b \tanh d \geq 0$ so that $\operatorname{Re} F(\sigma) > \operatorname{Re} F(1)$ from Corollary 3.20. For any ε_1 with $0 < 2\varepsilon_1 < \operatorname{Re} F(\sigma) - \operatorname{Re} F(1)$, there exists $\delta_2 > 0$ such that*

$$\operatorname{Re} f_N((2k+1)/(2N)) < \operatorname{Re} F(\sigma) - \varepsilon_1$$

if $1 - \delta_2 < (2k+1)/(2N) < 1$ and N is sufficiently large.

Proof. We follow the proof of [14, Lemma 5.4].

From the continuity of $\operatorname{Re} F(x)$, there exists $\delta'_2 > 0$ such that $|\operatorname{Re} F((2k'+1)/(2N)) - \operatorname{Re} F(1)| < \operatorname{Re} F(\sigma) - \operatorname{Re} F(1) - 2\varepsilon_1$ if $1 - \delta'_2 < (2k'+1)/(2N) < 1$. It follows that

$$(5.4) \quad \operatorname{Re} F((2k'+1)/(2N)) < \operatorname{Re} F(\sigma) - 2\varepsilon_1$$

if $1 - \delta'_2 < (2k'+1)/(2N) < 1$.

From Lemma 2.5, the function $f_N(x)$ for $x \in \mathbb{R}$ converges to $F(x)$ if $x \notin \Delta_\nu^+ \cup \nabla_\nu^+$, that is, if $|x| \leq 1 - 2\pi\nu/b$. Therefore, we have

$$(5.5) \quad |\operatorname{Re} f_N((2k'+1)/(2N)) - \operatorname{Re} F((2k'+1)/(2N))| < \varepsilon_1$$

if $0 < (2k'+1)/(2N) \leq 1 - 2\pi\nu/b$ and N is sufficiently large.

So from (5.5) and (5.4), we have

$$(5.6) \quad \operatorname{Re} f_N((2k'+1)/(2N)) < \operatorname{Re} F((2k'+1)/(2N)) + \varepsilon_1 < \operatorname{Re} F(\sigma) - \varepsilon_1$$

if $1 - \delta'_2 < (2k'+1)/(2N) < 1 - 2\pi\nu/b$ and N is sufficiently large.

Put $r_N(k) := \prod_{l=1}^k \left(4 \sinh \left(\frac{\xi}{2} (1 - l/N) \right) \sinh \left(\frac{\xi}{2} (1 + l/N) \right) \right)$. Note that $J_N(\mathcal{E}; q) = \sum_{k=0}^{N-1} r_N(k)$ from (2.8). Since the function

$4 \sinh\left(\frac{\xi}{2}(1-x)\right) \sinh\left(\frac{\xi}{2}(1+x)\right)$ vanishes when $x = 1$, its absolute values is less than 1 when $1 - \delta_2'' < x < 1$ for some $0 < \delta_2'' < 1$. It follows that $|r_N(k)| < |r_N(k')|$ when $1 - \delta_2'' < k'/N < k/N < 1$.

Now, since we have

$$r_N(k) = \frac{1}{2 \sinh(\xi/2)} \exp\left(N f_N((2k+1)/(2N))\right)$$

from (2.10), we obtain

$$\operatorname{Re} f_N((2k+1)/(2N)) = \frac{1}{N} \log |2 \sinh(\xi/2) r_N(k)|.$$

It follows that $\operatorname{Re} f_N((2k+1)/(2N)) < \operatorname{Re} f_N((2k'+1)/(2N))$ if $1 - \delta_2'' < k'/N < k/N < 1$ because $|r_N(k)| < |r_N(k')|$.

Putting $\delta_2 := \min\{\delta_2', \delta_2''\}$, we choose k and k' so that $k' < k$ and $1 - \delta_2 < k'/N < (2k'+1)/(2N) < 1 - 2\pi\nu/b$ and that $k'/N < k/N < 1$. Then from (5.6) we have

$$\operatorname{Re} f_N((2k+1)/(2N)) < \operatorname{Re} f_N((2k'+1)/(2N)) < \operatorname{Re} F(\sigma) - \varepsilon_1.$$

The proof is now complete. \square

We have the following corollary.

Corollary 5.4. *If $a \tanh c - b \tan d \geq 0$ and $0 < \delta_1 < \delta_2$, then we have*

$$\sum_{1-\delta_1 < (2k+1)/(2N) < 1} e^{N f_N((2k+1)/(2N))} = O\left(N e^{N(\operatorname{Re} F(\sigma) - \varepsilon_1)}\right)$$

for some $\varepsilon_1 > 0$ as $N \rightarrow \infty$.

As for the difference of the integrals $\int_{-\delta_0}^0 e^{N f_N(z)} dz - \int_{\sqrt{-1} \operatorname{Im} \sigma}^0 e^{N f_N(z)} dz$, we have the following lemma.

Lemma 5.5. *Assume that $\cosh a - \cos b > 1/2$. If $\operatorname{Re} F(\sigma) \leq 0$, then we have*

$$\int_{-\delta_0}^0 e^{N f_N(z)} dz - \int_{\sqrt{-1} \operatorname{Im} \sigma}^0 e^{N f_N(z)} dz = O(e^{-\varepsilon_0 N})$$

for some $\varepsilon_0 > 0$ as $N \rightarrow \infty$.

Proof. From the implicit function theorem, the slope of the tangent of the curve $\operatorname{Re} F(z) = 0$ at O is given by

$$-\frac{\partial \operatorname{Re} F(x + y\sqrt{-1})/\partial x}{\partial \operatorname{Re} F(x + y\sqrt{-1})/\partial y} \Big|_{x=y=0} = \frac{\log |2 \cosh \xi - 2|}{\arg(2 \cosh \xi - 2)} = \frac{\log \sqrt{4(\alpha - 1)^2 + 4\beta^2}}{\arg(2\alpha - 2 + 2\beta\sqrt{-1})}$$

from Corollary 2.10. Since the numerator is positive from Lemma 3.8, and the denominator is also positive because $\beta > 0$, we conclude that the slope is positive. From $F(0) = 0$, it follows that $\operatorname{Re} F(z) < 0$ for any z satisfying $\operatorname{Re} z \leq 0$, $\operatorname{Im} z \geq 0$, and $|z| \leq \tilde{\delta}$ for a sufficiently small $0 < \tilde{\delta} < \min\{\delta_0, \operatorname{Im} \sigma\}$ because $\operatorname{Re} F(z)$ is increasing with respect to x for $-\delta_0 < x < 0$ and decreasing with respect to y for $0 < y < \operatorname{Im} \sigma$. Since $\{f_N(z)\}_{N=2,3,\dots}$ converges to $F(z)$ near O from Lemma 2.5, we may assume that $\operatorname{Re} f_N(z) < 0$ in the circular sector $\{z \in \mathbb{C} \mid \operatorname{Re} z \leq 0, \operatorname{Im} z \geq 0, |z| \leq \tilde{\delta}\}$ if N is large enough.

Let ℓ be the path starting at $-\delta_0$, goes on the real axis to $-\tilde{\delta}$, turn left, follows the arc that is the boundary of the circular sector above to $\sqrt{-1}\tilde{\delta}$, turn left again,

and then goes on the imaginary axis to $\sqrt{-1} \operatorname{Im} \sigma$. Then from Cauchy's integral theorem we have

$$\int_{-\delta_0}^0 e^{Nf_N(z)} dz - \int_{\sqrt{-1} \operatorname{Im} \sigma}^0 e^{Nf_N(z)} dz = \int_{\ell} e^{Nf_N(z)} dz.$$

From the construction, we have $\operatorname{Re} f_N(z) < -\varepsilon_0$ for some $\varepsilon_0 > 0$ when z is on ℓ if N is sufficiently large. This means that the right hand side of the equation above is of order $O(e^{-\varepsilon_0 N})$, proving the lemma. \square

Next, we will estimate the sum $\sum_{-\delta_0 \leq (2k+1)/(2N) < 0} \exp(Nf_N((2k+1)/(2N)))$.

Put $p := F'(0)$ and $h_N(z) := f_N(z) - pz$. Since $f_N(z)$ is an odd function, we can write $f_N(z) = f'_N(0)z + z^3\psi_N(z)$ for holomorphic functions $\psi_N(z)$ ($N = 1, 2, 3, \dots$) in Θ . See Lemma 2.4 for the definition of Θ . Lemma 2.7 implies that $f'_N(0) = p + N^{-2}\chi_N$, where $\chi_N \in \mathbb{C}$ is bounded as $N \rightarrow \infty$. Therefore, we have $h_N(z) = N^{-2}\chi_N z + z^3\psi_N(z)$. Since $F(z)$ is also an odd function, we can write $F(z) = pz + z^3\Psi(z)$ for a holomorphic function $\Psi(z)$ in Θ_ν . See Lemma 2.5 for the definition of Θ_ν .

We prepare the following lemma.

Lemma 5.6. *Let B_ρ be an open disk in Θ_ν , with radius $0 < \rho < \operatorname{Re} \gamma / |\gamma|$ centered at the origin, where $\gamma := \xi / (2\pi\sqrt{-1})$ as usual.*

Then, we have $\psi_N(z) = \Psi(z) + O(N^{-2})$ in B_ρ as $N \rightarrow \infty$. In particular, the series of functions $\{\psi_N(z)\}_{N=1,2,3,\dots}$ is bounded in B_ρ .

Proof. From (2.13), (2.15) and (2.2), we have

$$\begin{aligned} & z^3\Psi(z) \\ &= \frac{1}{\xi} \mathcal{L}_2(\gamma(1-z)) - \frac{1}{\xi} \mathcal{L}_2(\gamma(1+z)) - 2\mathcal{L}_1(\gamma)z \\ &= \frac{1}{4\gamma} \int_{\widehat{\mathbb{R}}} \frac{e^{(2\gamma(1-z)-1)t}}{t^2 \sinh t} dt - \frac{1}{4\gamma} \int_{\widehat{\mathbb{R}}} \frac{e^{(2\gamma(1+z)-1)t}}{t^2 \sinh t} dt + z \int_{\widehat{\mathbb{R}}} \frac{e^{(2\gamma-1)t}}{t \sinh t} dt \\ &= \frac{1}{2\gamma} \int_{\widehat{\mathbb{R}}} \frac{e^{(2\gamma-1)t}}{t^2 \sinh t} (2\gamma zt - \sinh(2\gamma zt)) dt. \end{aligned}$$

The Taylor expansion of $2\gamma zt - \sinh(2\gamma zt)$ around $z = 0$ becomes

$$(5.7) \quad 2\gamma zt - \sinh(2\gamma zt) = - \sum_{j=1}^{\infty} \frac{(2\gamma t)^{2j+1}}{(2j+1)!} z^{2j+1}.$$

Therefore we have

$$\begin{aligned} \Psi(z) &= - \frac{1}{2\gamma} \int_{\widehat{\mathbb{R}}} \frac{e^{(2\gamma-1)t}}{t^2 \sinh t} \left(\sum_{j=1}^{\infty} \frac{(2\gamma t)^{2j+1} z^{2j+1}}{(2j+1)!} \right) dt \\ &= - \frac{1}{2\gamma} \sum_{j=1}^{\infty} \frac{(2\gamma)^{2j+1} z^{2j+1}}{(2j+1)!} \int_{\widehat{\mathbb{R}}} \frac{t^{2j-1} e^{(2\gamma-1)t}}{\sinh t} dt. \end{aligned}$$

Since $f'_N(0) = -\frac{2\gamma}{N}T'_N(\gamma) - \xi + 2\pi\sqrt{-1}$ from the proof of Lemma 2.7, (2.9) and (2.1) imply that

$$\begin{aligned} & z^3\psi_N(z) \\ &= \frac{1}{N}T_N(\gamma(1-z)) - \frac{1}{N}T_N(\gamma(1+z)) + \frac{2\gamma z}{N}T'_N(\gamma) \\ &= \frac{1}{4N} \int_{\widehat{\mathbb{R}}} \frac{e^{(2\gamma(1-z)-1)t}}{t \sinh t \sinh(\gamma t/N)} dt - \frac{1}{4N} \int_{\widehat{\mathbb{R}}} \frac{e^{(2\gamma(1+z)-1)t}}{t \sinh t \sinh(\gamma t/N)} dt \\ &\quad + \frac{\gamma z}{N} \int_{\widehat{\mathbb{R}}} \frac{e^{(2\gamma-1)t}}{\sinh t \sinh(\gamma t/N)} dt, \\ &= \frac{1}{2N} \int_{\widehat{\mathbb{R}}} \frac{e^{(2\gamma-1)t}}{t \sinh t \sinh(\gamma t/N)} (2\gamma z t - \sinh(2\gamma z t)) dt, \end{aligned}$$

where the second equality follows from the proof of Lemma 2.3. The equality (5.7) implies

$$\begin{aligned} \psi_N(z) &= -\frac{1}{2N} \int_{\widehat{\mathbb{R}}} \frac{e^{(2\gamma-1)t}}{t \sinh t \sinh(\gamma t/N)} \left(\sum_{j=1}^{\infty} \frac{(2\gamma t)^{2j+1} z^{2j-2}}{(2j+1)!} \right) dt \\ &= -\frac{1}{2N} \sum_{j=1}^{\infty} \frac{(2\gamma)^{2j+1} z^{2j-2}}{(2j+1)!} \int_{\widehat{\mathbb{R}}} \frac{t^{2j} e^{(2\gamma-1)t}}{\sinh t \sinh(\gamma t/N)} dt. \end{aligned}$$

Therefore we have

$$\begin{aligned} & \Psi(z) - \psi_N(z) \\ &= -\frac{1}{2\gamma} \sum_{j=1}^{\infty} \frac{(2\gamma)^{2j+1} z^{2j-2}}{(2j+1)!} \int_{\widehat{\mathbb{R}}} \frac{t^{2j-1} e^{(2\gamma-1)t}}{\sinh t} \\ &\quad + \frac{1}{2N} \sum_{j=1}^{\infty} \frac{(2\gamma)^{2j+1} z^{2j-2}}{(2j+1)!} \int_{\widehat{\mathbb{R}}} \frac{t^{2j} e^{(2\gamma-1)t}}{\sinh t \sinh(\gamma t/N)} dt \\ &= \frac{1}{2\gamma} \sum_{j=1}^{\infty} \frac{(2\gamma)^{2j+1} z^{2j-2}}{(2j+1)!} \int_{\widehat{\mathbb{R}}} \frac{t^{2j-1} e^{(2\gamma-1)t}}{\sinh t} \left(\frac{\gamma t/N}{\sinh(\gamma t/N)} - 1 \right) dt. \end{aligned}$$

It follows that

$$\begin{aligned} & |\Psi(z) - \psi_N(z)| \\ &< \frac{1}{2\rho^3|\gamma|} \sum_{j=1}^{\infty} \frac{(2\rho|\gamma|)^{2j+1}}{(2j+1)!} \int_{\widehat{\mathbb{R}}} \left| \frac{t^{2j-1} e^{(2\gamma-1)t}}{\sinh t} \right| \left| \frac{\gamma t/N}{\sinh(\gamma t/N)} - 1 \right| |dt| \end{aligned}$$

since $|z| < \rho$. Since $\left| \frac{\gamma t/N}{\sinh(\gamma t/N)} - 1 \right| \leq \frac{c|t|^2}{N^2}$ for a positive constant c as in the proof of Lemma 2.3, we have

$$(5.8) \quad |\Psi(z) - \psi_N(z)| \leq \frac{c}{2\rho^3|\gamma|N^2} \sum_{j=1}^{\infty} \frac{(2\rho|\gamma|)^{2j+1}}{(2j+1)!} \int_{\widehat{\mathbb{R}}} \left| \frac{t^{2j+1} e^{(2\gamma-1)t}}{\sinh t} \right| |dt|.$$

Put

$$\begin{aligned} I_{+,j} &:= \int_1^{\infty} \left| \frac{t^{2j+1} e^{(2\gamma-1)t}}{\sinh t} \right| dt = \int_1^{\infty} \frac{t^{2j+1} e^{(2\operatorname{Re} \gamma - 1)t}}{\sinh t} dt, \\ I_{-,j} &:= \int_{-\infty}^{-1} \left| \frac{t^{2j+1} e^{(2\gamma-1)t}}{\sinh t} \right| dt = \int_{-\infty}^{-1} \frac{t^{2j+1} e^{(2\operatorname{Re} \gamma - 1)t}}{\sinh t} dt, \\ I_{0,j} &:= \int_{|t|=1, \operatorname{Im} t \geq 0} \left| \frac{t^{2j+1} e^{(2\gamma-1)t}}{\sinh t} \right| |dt|. \end{aligned}$$

Note that $\int_{\widehat{\mathbb{R}}} \left| \frac{t^{2j+1} e^{(2\gamma-1)t}}{\sinh t} \right| |dt| = I_{+,j} + I_{-,j} + I_{0,j}$. We will estimate the integrals $I_{+,j}$, $I_{-,j}$ and $I_{0,j}$.

We have

$$\begin{aligned} I_{+,j} &= 2 \int_1^\infty \frac{t^{2j+1} e^{2(\operatorname{Re} \gamma - 1)t}}{1 - e^{-2t}} dt \\ &\leq \frac{2}{1 - e^{-2}} \int_1^\infty t^{2j+1} e^{2(\operatorname{Re} \gamma - 1)t} dt < \frac{2}{1 - e^{-2}} \int_0^\infty t^{2j+1} e^{2(\operatorname{Re} \gamma - 1)t} dt \\ &\quad (\text{put } s := 2(1 - \operatorname{Re} \gamma)t \text{ noting that } \operatorname{Re} \gamma = b/(2\pi) < 1/4) \\ &= \frac{2}{1 - e^{-2}} \int_0^\infty \left(\frac{s}{2(1 - \operatorname{Re} \gamma)} \right)^{2j+1} \frac{e^{-s}}{2(1 - \operatorname{Re} \gamma)} ds \\ &= \frac{\Gamma(2j+2)}{(1 - e^{-2})2^{2j+1}(1 - \operatorname{Re} \gamma)^{2j+2}} = \frac{(2j+1)!}{(1 - e^{-2})2^{2j+1}(1 - \operatorname{Re} \gamma)^{2j+2}}. \end{aligned}$$

Similarly, we have

$$\begin{aligned} I_{-,j} &= \int_1^\infty \frac{t^{2j+1} e^{(1-2\operatorname{Re} \gamma)t}}{\sinh t} dt = 2 \int_1^\infty \frac{t^{2j+1} e^{-2t \operatorname{Re} \gamma}}{1 - e^{-2t}} dt \\ &\leq \frac{2}{1 - e^{-2}} \int_1^\infty t^{2j+1} e^{-2t \operatorname{Re} \gamma} dt < \frac{2}{1 - e^{-2}} \int_0^\infty t^{2j+1} e^{-2t \operatorname{Re} \gamma} dt \\ &\quad (\text{put } s := 2t \operatorname{Re} \gamma \text{ noting that } \operatorname{Re} \gamma > 0) \\ &= \frac{2}{1 - e^{-2}} \int_0^\infty \left(\frac{s}{2 \operatorname{Re} \gamma} \right)^{2j+1} \frac{e^{-s}}{2 \operatorname{Re} \gamma} ds \\ &= \frac{\Gamma(2j+2)}{(1 - e^{-2})2^{2j+1}(\operatorname{Re} \gamma)^{2j+2}} = \frac{(2j+1)!}{(1 - e^{-2})2^{2j+1}(\operatorname{Re} \gamma)^{2j+2}}. \end{aligned}$$

Putting $t := e^{s\sqrt{-1}}$ ($0 \leq s \leq \pi$), we have

$$\begin{aligned} I_{0,j} &= \int_0^\pi \left| \frac{e^{(2j+1)s\sqrt{-1}} e^{(2\gamma-1)e^{s\sqrt{-1}}}}{\sinh(e^{s\sqrt{-1}})} \right| \times \left| \sqrt{-1} e^{s\sqrt{-1}} \right| ds \\ &\leq \frac{1}{L} \int_0^\pi e^{(2\operatorname{Re} \gamma - 1) \cos s - 2 \operatorname{Im} \gamma \sin s} ds = M, \end{aligned}$$

for a positive constant M , where we put $L := \min_{|z|=1, \operatorname{Im} z \geq 0} |\sinh z|$ as in the proof of Lemma 2.3.

From (5.8), we have

$$\begin{aligned} &|\Psi(z) - \psi_N(z)| \\ &\leq \frac{c}{2\rho^3|\gamma|N^2} \sum_{j=1}^\infty \frac{(2\rho|\gamma|)^{2j+1}}{(2j+1)!} \\ &\quad \times \left(M + \frac{(2j+1)!}{(1 - e^{-2})2^{2j+1}(1 - \operatorname{Re} \gamma)^{2j+2}} + \frac{(2j+1)!}{(1 - e^{-2})2^{2j+1}(\operatorname{Re} \gamma)^{2j+2}} \right) \\ &= \frac{cM}{2\rho^3|\gamma|N^2} \sum_{j=1}^\infty \frac{(2\rho|\gamma|)^{2j+1}}{(2j+1)!} + \frac{c}{2\rho^3|\gamma|(1 - e^{-2})(1 - \operatorname{Re} \gamma)N^2} \sum_{j=1}^\infty \left(\frac{\rho|\gamma|}{1 - \operatorname{Re} \gamma} \right)^{2j+1} \\ &\quad + \frac{c}{2\rho^3|\gamma|(1 - e^{-2})\operatorname{Re} \gamma N^2} \sum_{j=1}^\infty \left(\frac{\rho|\gamma|}{\operatorname{Re} \gamma} \right)^{2j+1}. \end{aligned}$$

The first summation clearly converges. Since $\frac{\rho|\gamma|}{\operatorname{Re} \gamma} < 1$ from the assumption, the third summation converges. From $b < \pi/2$, we have $\frac{\rho|\gamma|}{1 - \operatorname{Re} \gamma} < \frac{\operatorname{Re} \gamma}{1 - \operatorname{Re} \gamma} = \frac{b}{2\pi - b} < 1$, and the second summation converges. It follows that $\psi_N(z) = \Psi(z) + O(N^{-2})$. \square

Note that if $\cosh a - \cos b > 1/2$, then $\operatorname{Re} p = \operatorname{Re} F'(0) = \log |2 \cosh \xi - 2| > 0$ from Corollary 2.10 and Lemma 3.8.

Now we can prove the following lemma.

Lemma 5.7. *Suppose that $\cosh a - \cos b > 1/2$. We assume that $\delta_0 < \rho$, where $\rho > 0$ is given in Lemma 5.6.*

Since $f_N(x) = F(x) + O(N^{-2})$ and $p = F'(0)$, we may assume that $\operatorname{Re} f_N(x) < 0$ for $0 < x \leq \delta_0$. Then, we have

$$\sum_{-\delta_0 < (2k+1)/(2N) < 0} e^{N f_N((2k+1)/(2N))} = -\frac{2 \sinh(\xi/2)}{\Delta(e^\xi)} + O(N^{-2})$$

as $N \rightarrow \infty$, where $\Delta(t) := -t + 3 - t^{-1}$ is the normalized Alexander polynomial of the figure-eight knot.

Proof. First of all, we have

$$(5.9) \quad \sum_{-\delta_0 \leq (2k+1)/(2N) < 0} e^{N f_N((2k+1)/(2N))} = \sum_{k=-1, -2, \dots, \lceil -\delta_0 N - 1/2 \rceil} e^{-N f_N(-(2k+1)/(2N))} \\ = \sum_{k=0}^{D_N} e^{-N f_N((2k+1)/(2N))}$$

where $\lceil x \rceil$ is the least integer greater than or equal to x , and we put $D_N := \lceil \delta_0 N - 1/2 \rceil$, with $\lfloor x \rfloor$ the greatest integer less than or equal to x . So we will estimate the last sum.

We also put

$$r(k) := e^{-N p z} \Big|_{z:=(2k+1)/(2N)} = e^{-p(k+1/2)}, \\ s_N(k) := e^{-N h_N(z)} \Big|_{z:=(2k+1)/(2N)} = e^{-N h_N((2k+1)/(2N))}$$

so that $e^{-N f_N((2k+1)/(2N))} = r(k) s_N(k)$.

Putting $R(t) := \sum_{i=0}^{\lfloor t \rfloor} r(i)$, we use Abel's summation formula (see for example [2, (3.13.2)]) to obtain

$$\sum_{k=0}^{D_N} e^{-N f_N((2k+1)/(2N))} = \sum_{k=0}^{D_N} r(k) s_N(k) \\ = R(D_N) s_N(D_N) - \sum_{j=0}^{D_N-1} R(j) (s_N(j+1) - s_N(j)) \\ = R(D_N) s_N(D_N) - \int_0^{D_N} R(t) s'_N(t) dt.$$

Here the last equality follows because

$$\begin{aligned}
\int_0^{D_N} R(t) s'_N(t) dt &= \sum_{j=0}^{D_N-1} \int_j^{j+1} R(t) s'_N(t) dt \\
&= \sum_{j=0}^{D_N-1} \int_j^{j+1} R(j) s'_N(t) dt \\
&= \sum_{j=0}^{D_N-1} R(j) \int_j^{j+1} s'_N(t) dt \\
&= \int_0^{D_N} R(t) (s_N(j+1) - s_N(j)) dt.
\end{aligned}$$

Since $R(t) = \frac{1 - e^{-p(\lfloor t \rfloor + 1)}}{e^{p/2} - e^{-p/2}}$, we have

$$\begin{aligned}
&\sum_{k=0}^{D_N} e^{-N f_N((2k+1)/(2N))} \\
&= \frac{1 - e^{-p(D_N+1)}}{e^{p/2} - e^{-p/2}} s_N(D_N) - \int_0^{D_N} \frac{1 - e^{-p(\lfloor t \rfloor + 1)}}{e^{p/2} - e^{-p/2}} s'_N(t) dt \\
&= \frac{s_N(D_N) - e^{-p(D_N+1)} s_N(D_N)}{e^{p/2} - e^{-p/2}} - \frac{1}{e^{p/2} - e^{-p/2}} \int_0^{D_N} s'_N(t) dt \\
(5.10) \quad &+ \frac{1}{e^{p/2} - e^{-p/2}} \int_0^{D_N} e^{-p(\lfloor t \rfloor + 1)} s'_N(t) dt \\
&= \frac{s_N(D_N) - e^{-p(D_N+1)} s_N(D_N)}{e^{p/2} - e^{-p/2}} - \frac{s_N(D_N) - s_N(0)}{e^{p/2} - e^{-p/2}} \\
&+ \frac{1}{e^{p/2} - e^{-p/2}} \int_0^{D_N} e^{-p(\lfloor t \rfloor + 1)} s'_N(t) dt \\
&= \frac{s_N(0) - e^{-p(D_N+1)} s_N(D_N)}{e^{p/2} - e^{-p/2}} + \frac{e^{-p}}{e^{p/2} - e^{-p/2}} \int_0^{D_N} e^{-p\lfloor t \rfloor} s'_N(t) dt.
\end{aligned}$$

We will estimate $s_N(0)$, $e^{-p(D_N+1)} s_N(D_N)$, and $\int_0^{D_N} e^{-p\lfloor t \rfloor} s'_N(t) dt$. First, we obtain

$$h_N(1/(2N)) = \frac{\chi_N}{2N^3} + \frac{\psi_N(1/(2N))}{(2N)^3},$$

and so

$$(5.11) \quad s_N(0) = e^{-N h_N(1/(2N))} = 1 + O(N^{-2})$$

as $N \rightarrow \infty$ since $\psi_N(1/(2N))$ is bounded as $N \rightarrow \infty$ from Lemma 5.6.

Next, we study $e^{-p(D_N+1)} s_N(D_N)$. Since $e^{-N f_N((2j+1)/(2N))} = r(j) s_N(j)$, we have

$$\left| e^{-p(D_N+1)} s_N(D_N) \right| = e^{-\operatorname{Re} p/2} e^{-N \operatorname{Re} f_N((2D_N+1)/(2N))}.$$

Now, since $(2D_N+1)/(2N) \leq \delta_0$, we see that $-\operatorname{Re} f_N((2D_N+1)/(2N)) < 0$ from the assumption. It follows that

$$(5.12) \quad e^{-p(D_N+1)} s_N(D_N) = O(e^{-\varepsilon N})$$

for some $\varepsilon > 0$ as $N \rightarrow \infty$.

Lastly, we consider the integral $\int_0^{D_N} e^{-p\lfloor t \rfloor} s'_N(t) dt$.

Since $s_N(t) = e^{-Nh_N((2t+1)/(2N))}$ and $h_N(z) = N^{-2}\chi_N z + z^3\psi_N(z)$, we have

$$\begin{aligned} s'_N(t) &= -h'_N\left(\frac{2t+1}{2N}\right) e^{-Nh_N((2t+1)/(2N))} \\ &= -s_N(t) \left(\frac{\chi_N}{N^2} + \frac{3(2t+1)^2}{4N^2} \psi_N\left(\frac{2t+1}{2N}\right) + \frac{(2t+1)^3}{8N^3} \psi'_N\left(\frac{2t+1}{2N}\right) \right). \end{aligned}$$

Since $\psi_N(x)$ is bounded as $N \rightarrow \infty$ from Lemma 5.6, we have $|\psi_N(x)| \leq C_0$ for some constant C_0 if $0 \leq x \leq \delta_0$. From Cauchy's estimate, we also have $|\psi'_N(x)| \leq C_1$ if $0 \leq x \leq \delta_0$ for some constant C_1 . So we have

$$|s'_N(t)| \leq \frac{M}{N^2} \left(|\chi_N| + C_0 \frac{3(2t+1)^2}{4} + C_1 \frac{(2t+1)^3}{8N} \right),$$

where we put $M := \max_{0 \leq x \leq \delta_0} |e^{-Nh_N(x)}|$.

Therefore we have

$$\begin{aligned} \left| \int_0^{D_N} e^{-p[t]} s'_N(t) dt \right| &= \left| \sum_{k=0}^{D_N-1} \int_k^{k+1} e^{-p[t]} s'_N(t) dt \right| \\ &\leq \sum_{k=0}^{D_N-1} e^{-\operatorname{Re}(p)k} \int_k^{k+1} |s'_N(t)| dt \\ &\leq \frac{M}{N^2} \sum_{k=0}^{D_N-1} e^{-\operatorname{Re}(p)k} \int_k^{k+1} \left(|\chi_N| + \frac{3C_0}{4}(2t+1)^2 + \frac{C_1}{8N}(2t+1)^3 \right) dt \\ &< \frac{M}{N^2} \sum_{k=0}^{D_N-1} e^{-\operatorname{Re}(p)k} \left(|\chi_N| + \frac{3C_0}{4}(2k+3)^2 + \frac{C_1}{8N}(2k+3)^3 \right) \\ &= \frac{M}{N^2} |\chi_N| \sum_{k=0}^{D_N-1} e^{-\operatorname{Re}(p)k} + \frac{3C_0 M}{4N^2} \sum_{k=0}^{D_N-1} e^{-\operatorname{Re}(p)k} (2k+3)^2 \\ &\quad + \frac{C_1 M}{8N^3} \sum_{k=0}^{D_N-1} e^{-\operatorname{Re}(p)k} (2k+3)^3. \end{aligned}$$

Since $\operatorname{Re} p > 0$, each summation clearly converges. So we conclude that

$$(5.13) \quad \int_0^{D_N} e^{-p[t]} s'_N(t) dt = O(N^{-2}).$$

Therefore, Equations (5.10), (5.11), (5.12), and (5.13) imply the following asymptotic formula.

$$\sum_{k=0}^{D_N} e^{-Nf_N((2k+1)/(2N))} = \frac{e^{p/2}}{e^p - 1} + O(N^{-2}) = \frac{\sqrt{2 \cosh \xi - 2}}{2 \cosh \xi - 3} + O(N^{-2}).$$

Since $\cosh \xi = 2 \sinh^2(\xi/2) + 1$ and $\Delta(e^\xi) = -2 \cosh \xi + 3$, we have $\sqrt{2 \cosh \xi - 2}/(2 \cosh \xi - 3) = -2 \sinh(\xi/2)/\Delta(e^\xi)$.

Therefore, from (5.9) we finally have

$$\sum_{-\delta_0 \leq (2k+1)/(2N) < 0} e^{Nf_N((2k+1)/(2N))} = -\frac{2 \sinh(\xi/2)}{\Delta(e^\xi)} + O(N^{-2}),$$

completing the proof. \square

Now we can prove the main theorem.

Proof of Theorem 1.5 (Main Theorem). If $\operatorname{Re} F(\sigma) > 0$, then from (5.2) and Corollary 5.4, we have

$$\begin{aligned}
& \sum_{k=0}^{N-1} e^{N f_N((2k+1)/(2N))} \\
&= \sum_{0 \leq (2k+1)/(2N) \leq 1-\delta_1} e^{N f_N((2k+1)/(2N))} + \sum_{1-\delta_1 < (2k+1)/(2N) < 1} e^{N f_N((2k+1)/(2N))} \\
&= \frac{\sqrt{2\pi N} e^{NF(\sigma)}}{\sqrt{\xi \sqrt{(2 \cosh \xi + 1)(2 \cosh \xi - 3)}}} (1 + O(N^{-1})) + O\left(N e^{N(\operatorname{Re} F(\sigma) - \varepsilon_1)}\right) \\
&= \frac{\sqrt{2\pi N} e^{NF(\sigma)}}{\sqrt{\xi \sqrt{(2 \cosh \xi + 1)(2 \cosh \xi - 3)}}} \left(1 + O(N^{-1}) + O(N^{1/2} e^{-\varepsilon_1 N})\right) \\
&= \frac{\sqrt{\pi N} e^{NF(\sigma)}}{\sqrt{\frac{\xi}{2} \sqrt{(2 \cosh \xi + 1)(2 \cosh \xi - 3)}}} (1 + O(N^{-1})) \\
&= \sqrt{\pi} T(\xi)^{1/2} \left(\frac{N}{\xi}\right)^{1/2} e^{NF(\sigma)} (1 + O(N^{-1})).
\end{aligned}$$

Now, since $\operatorname{Re}(\xi\sigma) = \operatorname{Re} \varphi = c < a$ from Lemma 3.1, we have $S(\xi) = \xi F(\sigma)$ from Corollary 2.10 and (1.3). So, we obtain (1.12) in Main Theorem from (2.10).

If $\operatorname{Re} F(\sigma) \leq 0$, then from (5.3), Lemma 5.5 and Lemma 5.7, choosing $\delta_1 > 0$ sufficiently small, we have

$$\begin{aligned}
& \sum_{k=0}^{N-1} e^{N f_N((2k+1)/(2N))} \\
&= \sum_{0 \leq (2k+1)/(2N) \leq 1-\delta_1} e^{N f_N((2k+1)/(2N))} + \sum_{1-\delta_1 < (2k+1)/(2N) < 1} e^{N f_N((2k+1)/(2N))} \\
&= \frac{\sqrt{2\pi N} e^{NF(\sigma)}}{\sqrt{\xi \sqrt{(2 \cosh \xi + 1)(2 \cosh \xi - 3)}}} (1 + O(N^{-1})) + \frac{2 \sinh(\xi/2)}{\Delta(e^\xi)} + O(N^{-2}).
\end{aligned}$$

Therefore from (2.10), if $\operatorname{Re} F(\sigma) < 0$, we have

$$J_N(\mathcal{E}; e^{\xi/N}) = \frac{1}{\Delta(e^\xi)} + O(N^{-2}),$$

which implies (1.14) in Main Theorem. If $\operatorname{Re} F(\sigma) = 0$, we have

$$J_N(\mathcal{E}; e^{\xi/N}) = \frac{\sqrt{\pi}}{2 \sinh(\xi/2)} T(\xi)^{1/2} \left(\frac{N}{\xi}\right)^{1/2} e^{NF(\sigma)} + \frac{1}{\Delta(e^\xi)} + O(N^{-1/2})$$

since $\sqrt{N} e^{NF(\sigma)}$ is of order $N^{1/2}$. This shows (1.13) in Main Theorem since $F(\sigma) = S(\xi)/\xi$.

The proof is complete. \square

We can give another proof to [12, Theorem 1.1] when $a > 0$ and $0 < b < \pi/2$ with $\cosh a - \cos b < 1/2$.

Proposition 5.8. *When $a > 0$, $0 < b < \pi/2$, and $\cosh a - \cos b < 1/2$, then we have*

$$J_N(\mathcal{E}; e^{\xi/N}) = \frac{1}{\Delta(e^\xi)} + O(N^{-2})$$

as $N \rightarrow \infty$.

Proof. First of all, from Corollary 3.18, we know that $\operatorname{Re} F(x) < 0$ for $0 < x \leq 1$. Since $f_N(z) = F(z) + O(N^{-2})$ from Lemma 2.7, we have $\operatorname{Re} f_N(x) < 0$ for $0 < x \leq 1$ if N is sufficiently large. It follows that for any $\delta > 0$,

$$(5.14) \quad \sum_{\delta < (2k+1)/(2N) < 1} e^{Nf_N((2k+1)/(2N))} = O(Ne^{-\varepsilon N})$$

for some $\varepsilon > 0$.

We will estimate the sum $\sum_{0 < (2k+1)/(2N) \leq \delta} e^{Nf_N((2k+1)/(2N))}$.

If we put $\tilde{D}_N := \lfloor \delta N - 1/2 \rfloor$, then $\sum_{0 < (2k+1)/(2N) \leq \delta} e^{Nf_N((2k+1)/(2N))} = \sum_{k=0}^{\tilde{D}_N} e^{Nf_N((2k+1)/(2N))}$. We also put $p := F'(0)$ and $h_N(z) := f_N(z) - pz$ as in the proof of Lemma 5.7. Note that $\operatorname{Re} p < 0$ from Lemma 3.8.

We write $\tilde{r}(k) := e^{p(k+1/2)}$, $\tilde{s}_N(k) := e^{Nh_N((2k+1)/(2N))}$, and $\tilde{R}(t) := \sum_{k=0}^{\lfloor t \rfloor} \tilde{r}(k)$. Note that $e^{Nf_N((2k+1)/(2N))} = \tilde{r}(k)\tilde{s}_N(k)$.

We define χ_N and $\psi_N(z)$ so that $f'_N(0) = p + N^{-2}\chi_N$ and that $h_N(z) = N^{-2}\chi_N z + z^3\psi_N(z)$.

From Abel's summation formula, we have

$$(5.15) \quad \begin{aligned} & \sum_{k=0}^{\tilde{D}_N} e^{Nf_N((2k+1)/(2N))} \\ &= \frac{\tilde{s}_N(0) - e^{p(\tilde{D}_N+1)}\tilde{s}_N(\tilde{D}_N)}{e^{-p/2} - e^{p/2}} + \frac{e^p}{e^{-p/2} - e^{p/2}} \int_0^{\tilde{D}_N} e^{p\lfloor t \rfloor} \tilde{s}'_N(t) dt \end{aligned}$$

in a way similar to the proof of Lemma 5.7.

By the same reason as in the proof of Lemma 5.7, we have

$$(5.16) \quad \tilde{s}_N(0) = e^{Nh_N(1/(2N))} = 1 + O(N^{-2})$$

as $N \rightarrow \infty$.

Since $e^{Nf_N((2j+1)/(2N))} = \tilde{r}(j)\tilde{s}_N(j)$ and $\operatorname{Re} p < 0$, we have

$$\left| e^{p(\tilde{D}_N+1)}\tilde{s}_N(\tilde{D}_N) \right| = e^{N \operatorname{Re} f_N((2\tilde{D}_N+1)/(2N))}.$$

Since $\operatorname{Re} f_N(x) < 0$ for $0 < x \leq 1$, we have

$$(5.17) \quad e^{p(\tilde{D}_N+1)}\tilde{s}_N(\tilde{D}_N) = O(e^{-\varepsilon N})$$

for some $\varepsilon > 0$ as $N \rightarrow \infty$.

Now, we will estimate the integral $\int_0^{\tilde{D}_N} e^{p\lfloor t \rfloor} \tilde{s}'_N(t) dt$. Since $\tilde{s}_N(t) = e^{Nh_N((2t+1)/(2N))}$ and $h_N(z) = N^{-2}\chi_N z + z^3\psi_N(z)$, we have

$$|\tilde{s}'_N(t)| \leq \frac{\tilde{M}}{N^2} \left(|\chi_N| + \tilde{C}_0 \frac{3(2t+1)^2}{4N^2} + \tilde{C}_1 \frac{(2t+1)^3}{8N} \right)$$

in a way similar to the proof of Lemma 5.7, where $|\psi_N(x)| \leq \tilde{C}_0$ and $|\psi'_N(x)| \leq \tilde{C}_1$ for $0 \leq x \leq \delta$, and $\tilde{M} := \max_{0 \leq x \leq \delta} e^{N h_N(x)}$. It follows that

$$\begin{aligned} & \left| \int_0^{\tilde{D}_N} e^{p[t]} \tilde{s}'_N(t) dt \right| \\ & \leq \frac{\tilde{M}}{N^2} |\chi_N| \sum_{k=0}^{\tilde{D}_N-1} e^{\operatorname{Re}(p)k} + \frac{3\tilde{C}_0\tilde{M}}{4N^2} \sum_{k=0}^{\tilde{D}_N-1} e^{\operatorname{Re}(p)k} (2k+3)^2 \\ & \quad + \frac{\tilde{C}_1\tilde{M}}{8N^3} \sum_{k=0}^{\tilde{D}_N-1} e^{\operatorname{Re}(p)k} (2k+3)^3. \end{aligned}$$

Since $\operatorname{Re} p < 0$, each summation converges, and so

$$(5.18) \quad \int_0^{\tilde{D}_N} e^{p[t]} \tilde{s}'_N(t) dt = O(N^{-2}).$$

Since $p = \log(2 \cosh \xi - 2)$, from (5.15), (5.16), (5.17), (5.18), we have

$$\sum_{k=0}^{\tilde{D}_N} e^{N f_N((2k+1)/(2N))} = \frac{1}{e^{-p/2} - e^{p/2}} + O(N^{-2}) = \frac{2 \sinh(\xi/2)}{\Delta(e^\xi)} + O(N^{-2}),$$

by the same reason as Lemma 5.7.

Therefore, from (5.14) we have

$$\begin{aligned} & \sum_{k=0}^{N-1} e^{N f_N((2k+1)/(2N))} \\ & = \sum_{0 < (2k+1)/(2N) \leq \delta} e^{N f_N((2k+1)/(2N))} + \sum_{\delta < (2k+1)/(2N) < 1} e^{N f_N((2k+1)/(2N))} \\ & = \frac{2 \sinh(\xi/2)}{\Delta(e^\xi)} + O(N^{-2}). \end{aligned}$$

Now the proposition follows from (2.10). \square

Remark 5.9. When $\cosh a - \cos b = 1/2$, we can prove (5.15), (5.16), and (5.17) in the same way. However, the author does not know how to prove (5.18). See Remark 1.7.

6. CHERN-SIMONS INVARIANT AND THE ADJOINT REIDEMEISTER TORSION

In this section we calculate the Chern-Simons invariant and the adjoint Reidemeister torsion associated with the irreducible representation of the fundamental group of the complement of the figure-eight knot to the Lie group $\operatorname{PSL}(2; \mathbb{C})$ parametrized by a complex number. We will follow [21, Chapter 5].

Let $N(\mathcal{E})$ be the closed tubular neighborhood of the figure-eight knot \mathcal{E} in the three-sphere S^3 . Put $X := S^3 \setminus \operatorname{Int} N(\mathcal{E})$, and let $\Pi := \pi_1(X)$ be its fundamental group, where Int means the interior.

6.1. Representation. It is well-known that Π is presented as

$$\Pi = \langle x, y \mid xy^{-1}x^{-1}yx = yxy^{-1}x^{-1}y \rangle.$$

We choose x as the meridian, which can be presented by an oriented, simple closed curve on ∂X that bounds a disk in $N(\mathcal{E})$. The preferred longitude is an oriented, simple closed on ∂X that is parallel to \mathcal{E} in $N(\mathcal{E})$ and null-homologous in X . It presents the element $xy^{-1}xyx^{-2}yxy^{-1}x^{-1}$ in Π .

Following [24], for a complex number ξ let ρ_ξ^\pm be the non-Abelian representation of Π to the Lie group $\mathrm{PSL}(2; \mathbb{C})$ given by

$$\rho_\xi^\pm(x) := \begin{pmatrix} e^{\xi/2} & 1 \\ 0 & e^{-\xi/2} \end{pmatrix} \quad \text{and} \quad \rho_\xi^\pm(y) := \begin{pmatrix} e^{\xi/2} & 0 \\ d_\pm(\xi) & e^{-\xi/2} \end{pmatrix},$$

where

$$d_\pm(\xi) := \frac{1}{2} \left(-2 \cosh \xi + 3 \pm \sqrt{(2 \cosh \xi - 3)(2 \cosh \xi + 1)} \right).$$

The preferred longitude is sent to

$$\begin{pmatrix} \ell(\xi)^{\pm 1} & \mp 2 \cosh(\xi/2) \sqrt{(2 \cosh \xi - 3)(2 \cosh \xi + 1)} \\ 0 & \ell(\xi)^{\mp 1} \end{pmatrix},$$

where

$$\ell(\xi) := \cosh(2\xi) - \cosh \xi - 1 - \sinh \xi \sqrt{(2 \cosh \xi - 3)(2 \cosh \xi + 1)}.$$

We can express $\ell(\xi)$ in terms of the derivative of $S(\xi)$ if $\xi \in \Xi$. We first prove the following lemma.

Lemma 6.1. *If $\xi \in \Xi$, then we have $\frac{dS(\xi)}{d\xi} = \log(2 \cosh(\xi + \varphi) - 2)$.*

Proof. We put $a := \operatorname{Re} \xi$, $b := \operatorname{Im} \xi$, $c := \operatorname{Re} \varphi$, and $d := \operatorname{Im} \varphi$ as usual.

From the definition of $S(\xi)$ (see (1.3)), we have

$$\begin{aligned} (6.1) \quad \frac{dS(\xi)}{d\xi} &= \left(\frac{d\varphi}{d\xi} + 1 \right) \log(1 - e^{-\xi-\varphi}) + \left(\frac{d\varphi}{d\xi} - 1 \right) \log(1 - e^{-\xi+\varphi}) + \varphi + \xi \frac{d\varphi}{d\xi} \\ &= \frac{d\varphi}{d\xi} (\log(1 - e^{-\xi-\varphi}) + \log(1 - e^{-\xi+\varphi}) + \xi) \\ &\quad + \log(1 - e^{-\xi-\varphi}) - \log(1 - e^{-\xi+\varphi}) + \varphi. \end{aligned}$$

From Lemma 3.1, we see that $\operatorname{Re}(-\xi - \varphi) = -(a + c)$ is negative, $\operatorname{Re}(-\xi + \varphi) = c - a$ is negative, $\operatorname{Im}(-\xi - \varphi) = -(b + d)$ is in $(-\pi, 0)$, and $\operatorname{Im}(-\xi + \varphi) = -b + d$ is in $(0, \pi/2)$. So we obtain from Lemma B.6

$$(6.2) \quad \begin{aligned} 0 &< \arg(1 - e^{-\xi-\varphi}) \leq (-b - d)/2 + \pi/2, \\ (-b + d)/2 - \pi/2 &\leq \arg(1 - e^{-\xi+\varphi}) < 0. \end{aligned}$$

Adding these inequalities and b , we have

$$(b + d)/2 - \pi/2 < \arg(1 - e^{-\xi-\varphi}) + \arg(1 - e^{-\xi+\varphi}) + b < (b - d)/2 + \pi/2,$$

Since $b + d > 0$ and $b - d < 0$, we have

$$\begin{aligned} (6.3) \quad &\log(1 - e^{-\xi-\varphi}) + \log(1 - e^{-\xi+\varphi}) + \xi \\ &= \log(e^\xi + e^{-\xi} - e^\varphi - e^{-\varphi}) \\ &= \log(2(\cosh \xi - \cosh \varphi)) = 0 \end{aligned}$$

since $\cosh \varphi = \cosh \xi - 1/2$. From (6.1), we obtain

$$\begin{aligned} (6.4) \quad \frac{dS(\xi)}{d\xi} &= \log(1 - e^{-\xi-\varphi}) - \log(1 - e^{-\xi+\varphi}) + \varphi \\ &= 2 \log(1 - e^{-\xi-\varphi}) + \varphi + \xi \\ &= \log(e^{\xi+\varphi} + e^{-\xi-\varphi} - 2), \end{aligned}$$

where the second equality follows from (6.3), and the last equality follows since $\arg(2 \log(1 - e^{-\xi-\varphi}) + \varphi + \xi)$ is between $b + d$ and π from the first equality in (6.2). \square

Definition 6.2. For $\xi \in \Xi$, put

$$\begin{aligned} v(\xi) &:= 2 \frac{dS(\xi)}{d\xi} - 2\pi\sqrt{-1}, \\ v^\pm(\xi) &:= 2 \frac{dS^\pm(\xi)}{d\xi} - 2\pi\sqrt{-1}. \end{aligned}$$

Then we have the following corollary.

Corollary 6.3. *We have*

$$\ell(\xi) = -e^{-v(\xi)/2} = -e^{v^+(\xi)/2} = -e^{-v^-(\xi)/2}$$

if $\xi \in \Xi$.

Proof. From Lemma 6.1 and (1.2), for $\xi \in \Xi$ we have

$$\begin{aligned} & \exp\left(\frac{dS(\xi)}{d\xi}\right) \\ &= e^{\xi+\varphi} + e^{-\xi-\varphi} - 2 \\ &= e^\xi \left(\cosh \xi - \frac{1}{2} + \frac{1}{2} \sqrt{(2 \cosh \xi - 3)(2 \cosh \xi + 1)} \right) \\ & \quad + e^{-\xi} \left(\cosh \xi - \frac{1}{2} - \frac{1}{2} \sqrt{(2 \cosh \xi - 3)(2 \cosh \xi + 1)} \right) - 2 \\ &= \cosh(2\xi) - \cosh \xi - 1 + \sinh \xi \sqrt{(2 \cosh \xi - 3)(2 \cosh \xi + 1)} \\ &= \ell(\xi)^{-1}. \end{aligned}$$

So we have $\ell(\xi) = e^{-v(\xi)/2 - \pi\sqrt{-1}} = -e^{-v(\xi)/2}$.

Since $S^\pm(\xi) = \mp S(\xi) + 2\xi\pi\sqrt{-1}$ (see (1.5) and (1.4)), we have

$$\begin{aligned} v^+(\xi) &= -v(\xi), \\ v^-(\xi) &= v(\xi) + 4\pi\sqrt{-1} \end{aligned}$$

and the corollary follows. \square

6.2. Adjoint Reidemeister torsion. For a representation $\rho: \Pi \rightarrow \mathrm{PSL}(2; \mathbb{C})$, let $C^*(X; \mathfrak{sl}(2; \mathbb{C})_\rho) := \mathrm{Hom}_{\mathbb{Z}[\Pi]}(C_*(\tilde{X}; \mathbb{Z}), \mathfrak{sl}(2; \mathbb{C}))$ be the cochain complex twisted by the adjoint action of ρ , where \tilde{X} is the universal cover of X , Π acts on \tilde{X} by the deck transformation, and Π acts on $\mathfrak{sl}(2; \mathbb{C})$ by the adjoint action of ρ , that is, $w \cdot g := \rho(w)^{-1}g\rho(w)$ for $w \in \Pi$ and $g \in \mathfrak{sl}(2; \mathbb{C})$.

The cohomological adjoint Reidemeister torsion associated with the meridian, denoted by $T(\rho)$ is defined to be the torsion of the cochain complex $C^*(X; \mathfrak{sl}(2; \mathbb{C})_\rho)$. For the figure-eight knot and the representation ρ_ξ^\pm above, we have

$$T(\rho_\xi^\pm) = \frac{2}{\sqrt{(2 \cosh \xi - 3)(2 \cosh \xi + 1)}}$$

if we choose the sign appropriately. For more details, see [23],[3], and [21, Chapter 5].

6.3. Chern–Simons invariant. Let X be a compact three-manifold with boundary T that is homeomorphic to a torus.

Let $R(X)$ and $R(T)$ be the $\mathrm{PSL}(2; \mathbb{C})$ character varieties of $\pi_1(X)$ and $\pi_1(T)$, respectively. So $R(X)$ ($R(T)$, respectively) consists of equivalence classes of characters of representations $\pi_1(X) \rightarrow \mathrm{PSL}(2; \mathbb{C})$ ($\pi_1(T) \rightarrow \mathrm{PSL}(2; \mathbb{C})$, respectively).

We introduce the following equivalence relations in $\text{Hom}(\pi_1(T), \mathbb{C}) \times \mathbb{C}^\times$:

$$(6.5) \quad \begin{aligned} (\alpha, \beta; z) &\sim (\alpha + 1/2, \beta; ze^{-4\pi\sqrt{-1}\beta}), \\ (\alpha, \beta; z) &\sim (\alpha, \beta + 1/2; ze^{4\pi\sqrt{-1}\alpha}), \\ (\alpha, \beta; z) &\sim (-\alpha, -\beta; z), \end{aligned}$$

where (α, β) is the coordinate with respect to a fixed generators of $\text{Hom}(\pi_1(T), \mathbb{C}) \cong \mathbb{C}^2$, and $z \in \mathbb{C}^\times$. Let $E(T)$ be the quotient space $(\text{Hom}(\pi_1(T), \mathbb{C}) \times \mathbb{C}^\times) / \sim$ and denote by $[\alpha, \beta; z]$ the equivalence class of $(\alpha, \beta; z)$ in $E(T)$.

Then, following [10], one can define the Chern–Simons function $\mathbf{cs}_X: R(X) \rightarrow E(T)$ such that $p \circ \mathbf{cs}_X = r$, where $p: E(T) \rightarrow R(T)$ is the projection map $p: [\alpha, \beta; z] \mapsto [\alpha, \beta]$, and $r: R(X) \rightarrow R(T)$ is the restriction map, where $[\alpha, \beta] \in R(T)$ denote the equivalence class.

$$\mathbf{ps}_X: R(X) \rightarrow R(T)$$

One can calculate \mathbf{cs}_X by using the following theorem.

Theorem 6.4 (P. Kirk and E. Klassen [10]). *If ρ_t is a path of representations and $\mathbf{cs}_X([\rho_t]) = [\alpha_t, \beta_t; z_t]$, then*

$$\frac{z_1}{z_0} = \exp \left(\frac{\sqrt{-1}}{2\pi} \int_0^1 \left(\alpha_t \frac{d\beta_t}{dt} - \frac{d\alpha_t}{dt} \beta_t \right) dt \right).$$

Fixing generators (m, l) of $\pi_1(T)$, the Chern–Simons invariant $\text{CS}_{(\mu, \lambda)}(\rho) \in \mathbb{C}/(\pi^2\mathbb{Z})$ of ρ associated with (μ, λ) is defined as follows.

$$(6.6) \quad \mathbf{cs}_X([\rho]) = \left[\frac{\mu}{4\pi\sqrt{-1}}, \frac{\lambda}{4\pi\sqrt{-1}}; \exp \left(\frac{2\text{CS}_{(\mu, \lambda)}(\rho)}{\pi\sqrt{-1}} \right) \right] \in E(T),$$

where $\rho: \pi_1(X) \rightarrow \text{PSL}(2; \mathbb{C})$, $[\rho]$ is its equivalence class in $R(X)$, and $\rho(m) = \begin{pmatrix} e^{\mu/2} & * \\ 0 & e^{-\mu/2} \end{pmatrix}$ and $\rho(l) = \begin{pmatrix} -e^{\lambda/2} & * \\ 0 & -e^{-\lambda/2} \end{pmatrix}$ after a suitable conjugation.

Putting $X := S^3 \setminus \text{Int } N(\mathcal{E})$ and $T := \partial X$, we calculate the Chern–Simons invariant $\text{CS}_{(\xi, v(\xi))}(\rho_\xi^-)$ of ρ_ξ^- associated with $(\xi, v(\xi))$ for $\xi \in \Xi$, where we choose the meridian and the preferred longitude as generators of $\pi_1(T)$.

Lemma 6.5. *If $\xi \in \Xi$, then the Chern–Simons invariant of ρ_ξ^- associated with $(\xi, v(\xi))$ is given as*

$$\text{CS}_{(\xi, v(\xi))}(\rho_\xi^-) = S(\xi) - \xi\pi\sqrt{-1} - \frac{1}{4}\xi v(\xi).$$

Proof. Let ρ_t^{Abel} be the Abelian representation sending both x and y to $\begin{pmatrix} e^{t\kappa/2} & 0 \\ 0 & e^{-t\kappa/2} \end{pmatrix}$.

Since $d_-(\kappa) = 0$, the representation ρ_κ^- defined in Subsection 6.1 is upper triangular, and so its trace coincides with that of the Abelian representation ρ_1^{Abel} . We can assume that $\mathbf{cs}_X([\rho_t^{\text{Abel}}])$ is given by $\left[\frac{t\kappa}{4\pi\sqrt{-1}}, 0; z_t \right]$ because ρ_t^{Abel} sends the preferred longitude to the identity matrix. Then from Theorem 6.4, $z_1 = z_0 = 1$, since ρ_0^{Abel} is the trivial representation.

Now, since \mathbf{cs}_X depends only on traces, we have $\mathbf{cs}_X([\rho_\kappa^-]) = \mathbf{cs}_X([\rho_\kappa^{\text{Abel}}])$. So we have from Theorem 6.4

$$(6.7) \quad \mathbf{cs}_X([\rho_\kappa^-]) = \mathbf{cs}_X([\rho_\kappa^{\text{Abel}}]) = \left[\frac{\kappa}{4\pi\sqrt{-1}}, 0; 1 \right] = \left[\frac{\kappa}{4\pi\sqrt{-1}}, -\frac{1}{2}; e^{-\kappa} \right],$$

where we use (6.5) in the last equality.

Since $\varphi(\kappa) = 0$ and $e^\kappa + e^{-\kappa} = 3$, from Definition 6.2 and (6.4) we have

$$(6.8) \quad \begin{aligned} v(\kappa) &= 2 \frac{dS(\kappa)}{d\xi} - 2\pi\sqrt{-1} \\ &= 2 \log(e^\kappa + e^{-\kappa} - 2) - 2\pi\sqrt{-1} \\ &= -2\pi\sqrt{-1}. \end{aligned}$$

Therefore, we conclude

$$\mathbf{cs}_X([\rho_\kappa^-]) = \left[\frac{\kappa}{4\pi\sqrt{-1}}, \frac{v(\kappa)}{4\pi\sqrt{-1}}; e^{-\kappa} \right].$$

from (6.7). We also have

$$(6.9) \quad \text{CS}_{(\kappa, v(\kappa))}(\rho_\kappa^-) = \frac{-\kappa\pi\sqrt{-1}}{2}$$

from (6.6).

Let $\gamma(t)$ ($0 \leq t \leq 1$) be a smooth path with $\gamma(0) = \kappa$, $\gamma(1) = \xi$, and $\gamma(t) \in \Xi$ except for $\gamma(0) = \kappa$. Then $\{\rho_{\gamma(t)}^-\}_{0 \leq t \leq 1}$ is a path of representations connecting ρ_κ^- to ρ_ξ^- . We can define $z(t) \in \mathbb{C}$ so that

$$\mathbf{cs}_X([\rho_{\gamma(t)}^-]) = \left[\frac{\gamma(t)}{4\pi\sqrt{-1}}, \frac{v(\gamma(t))}{4\pi\sqrt{-1}}; z(t) \right],$$

since $\rho_{\gamma(t)}^-$ sends the meridian and the preferred longitude to

$$\begin{pmatrix} e^{\gamma(t)/2} & 1 \\ 0 & e^{-\gamma(t)/2} \end{pmatrix}, \quad \begin{pmatrix} \ell(\gamma(t))^{-1} & * \\ 0 & \ell(\gamma(t)) \end{pmatrix} = \begin{pmatrix} -e^{v(\gamma(t))/2} & * \\ 0 & -e^{-v(\gamma(t))/2} \end{pmatrix},$$

respectively from Corollary 6.3. Note that $z(0) = e^{-\kappa}$ from (6.9). Then we have from Theorem 6.4

$$(6.10) \quad z(1) = e^{-\kappa} \exp \left(\frac{\sqrt{-1}}{2\pi} \int_0^1 \left(\gamma(t) \frac{dv(\gamma(t))}{dt} - v(\gamma(t)) \frac{d\gamma(t)}{dt} \right) dt \right).$$

Using integration by parts, the integral above becomes

$$\begin{aligned} & \left[\gamma(t)v(\gamma(t)) \right]_0^1 - 2 \int_0^1 \frac{d\gamma(t)}{dt} v(\gamma(t)) dt \\ &= \xi v(\xi) + 2\kappa\pi\sqrt{-1} - 2 \int_0^1 \frac{d\gamma(t)}{dt} v(\gamma(t)) dt. \\ &= \xi v(\xi) + 2\kappa\pi\sqrt{-1} - 2 \int_\gamma v(z) dz, \end{aligned}$$

where the first equality follows from (6.8), and γ is the image of $\gamma(t)$ ($0 \leq t \leq 1$) in the complex plane. Since $v(z) = 2 \frac{dS(z)}{dz} - 2\pi\sqrt{-1}$ from Definition 6.2, and $S(\kappa) = 0$

from (1.4), we have

$$\int_{\gamma} v(z) dz = \left[2S(z) - 2\pi\sqrt{-1}z \right]_{\kappa}^{\xi} = 2S(\xi) - 2\xi\pi\sqrt{-1} + 2\kappa\pi\sqrt{-1}.$$

From (6.10) we have

$$\begin{aligned} z(1) &= e^{-\kappa} \exp \left(\frac{\sqrt{-1}}{2\pi} (\xi v(\xi) + 2\kappa\pi\sqrt{-1} - 2(2S(\xi) - 2\xi\pi\sqrt{-1} + 2\kappa\pi\sqrt{-1})) \right) \\ &= \exp \left(-2\xi + \frac{\sqrt{-1}}{2\pi} \xi v(\xi) - \frac{2\sqrt{-1}}{\pi} S(\xi) \right). \end{aligned}$$

So we have

$$\text{CS}_{\xi, v(\xi)}(\rho_{\xi}^{-}) = S(\xi) - \xi\pi\sqrt{-1} - \frac{1}{4}\xi v(\xi)$$

from (6.6). \square

In Cases (i) and (viii) in Introduction, we proved in [13] (see also [21, Chapter 6]) that the colored Jones polynomial determines the Chern–Simons invariant associated with the irreducible representation ρ_u^{+} . In fact we proved the formula $\text{CS}_{(\xi, v^{+}(u))}(\rho_u^{+}) = S^{+}(u) - u\pi\sqrt{-1} - \frac{1}{4}uv^{+}(u)$. Putting $u = 0$, the same formula holds in Case (vii). In Case (ii) the same formula also holds, and it corresponds to the affine representation $\rho_{\kappa}^{+} = \rho_{\kappa}^{-}$ (see [16, § 6]).

On the other hand, in Cases (iii) and (vi), the colored Jones polynomial determines the Chern–Simons invariant associated with ρ_u^{-} as in Lemma 6.5. So the corresponding hyperbolic structure has the reversed orientation. In particular, $S(0) = \text{CS}_{(0,0)}(\rho_0^{-}) = -\text{Vol}(S^3 \setminus \mathcal{E})\sqrt{-1}$, which is compared with $S^{+}(0) = \text{CS}_{(0,0)}(\rho_0^{+}) = \text{Vol}(S^3 \setminus \mathcal{E})\sqrt{-1}$.

Remark 6.6. As for (vi), in [19], we proved that for $a \in \mathbb{R}$ with $a > \kappa$, then $\text{CS}_{(a, \tilde{v}(a))}(\rho_a^{-}) = S(a) - \frac{1}{4}a\tilde{v}(a)$, where

$$\begin{aligned} \tilde{v}(a) &:= \log \left(\cosh(2a) - \cosh a - 1 + \sinh a \sqrt{(2 \cosh a - 3)(2 \cosh a + 1)} \right) \\ &= v(a) + 2\pi\sqrt{-1}. \end{aligned}$$

From (6.6) and (6.5), both $\text{CS}_{(a, \tilde{v}(a))}(\rho_a^{-})$ and $\text{CS}_{(a, v(a))}(\rho_a^{-})$ determine $\text{cs}_X([\rho_a^{-}])$.

APPENDIX A. PROOF OF PROPOSITION 3.14

In this appendix, we prove Proposition 3.14.

A.1. Calculation of the curvature. Recall that our curve $\overline{\mathcal{C}}_G$ is given by the equation $\Phi(X, Y) = 1/4$ in the region $\{(X, Y) \in \mathbb{R}^2 \mid -\pi < Y \leq \pi\}$, where $\Phi(X, Y)$ is defined in (3.8).

Put

$$A := \cosh X \cos Y, \quad B := \sinh X \sin Y.$$

Recall that we have put

$$\alpha = \cosh a \cos b, \quad \beta = \sinh a \sin b.$$

Thus, from (3.8) we have $\Phi(X, Y) = (A - \alpha)^2 + (B - \beta)^2$.

To prove the proposition, we first prepare a lemma expressing the curvature in terms of α, β, A , and B (and $\Phi_X(X, Y)^2 + \Phi_Y(X, Y)^2$).

Lemma A.1. When $(X, Y) \neq (0, 0)$, the curvature of \overline{C}_G at (X, Y) is given by

$$\frac{2(\alpha A(A^2 + B^2 - 1) + \beta B(A^2 + B^2 + 1) - A^2 + B^2 + 1)}{(\Phi_X^2 + \Phi_Y^2)^{3/2}}$$

if we orient it appropriately, where we write Φ_X and Φ_Y for $\Phi_X(X, Y)$ and $\Phi_Y(X, Y)$ respectively.

Remark A.2. From Lemma 3.8, $\cosh a - \cos b > 1/2$ if and only if $(\alpha - 1)^2 + \beta^2 > 1/4$, and $\cosh a - \cos b = 1/2$ if and only if $(\alpha - 1)^2 + \beta^2 = 1/4$.

Since the only singularity of \overline{C}_G , that is, the point (X, Y) with $\Phi_X = \Phi_Y = 0$, is $(0, 0)$ when $\cosh a - \cos b = 1/2$ from Lemma 3.9, the denominator of the curvature formula in Lemma A.1 does not vanish unless $(\alpha - 1)^2 + \beta^2 = 1/4$ and $(X, Y) = (0, 0)$.

Proof. It is well-known that the curvature of the curve \overline{C}_G at a point (X, Y) is given by

$$\pm \frac{\Phi_{XX}\Phi_Y^2 + \Phi_{YY}\Phi_X^2 - 2\Phi_{XY}\Phi_X\Phi_Y}{(\Phi_X^2 + \Phi_Y^2)^{3/2}},$$

where the sign depends on the orientation of the curve. We will show that the numerator with the plus sign equals $2(\alpha A(A^2 + B^2 - 1) + \beta B(A^2 + B^2 + 1) - A^2 + B^2 + 1)$.

In the following, we write $X_c := \cosh X$, $X_s := \sinh X$, $Y_c := \cos Y$, and $Y_s := \sin Y$ for short. Note that $A = X_c Y_c$ and $B = X_s Y_s$.

Then from (3.9), we have

$$\begin{aligned} \frac{1}{2}\Phi_X &= X_s X_c - \beta X_c Y_s - \alpha X_s Y_c, \\ \frac{1}{2}\Phi_Y &= -Y_s Y_c - \beta X_s Y_c + \alpha X_c Y_s. \end{aligned}$$

From (3.10), we also have

$$\begin{aligned} \frac{1}{2}\Phi_{XX} &= 2X_c^2 - 1 - \beta X_s Y_s - \alpha X_c Y_c = 2X_c^2 - 1 - \beta B - \alpha A, \\ \frac{1}{2}\Phi_{YY} &= 1 - 2Y_c^2 + \beta X_s Y_s + \alpha X_c Y_c = 1 - 2Y_c^2 + \beta B + \alpha A, \\ \frac{1}{2}\Phi_{XY} &= \alpha X_s Y_s - \beta X_c Y_c = \alpha B - \beta A, \end{aligned}$$

where Φ_{XX} , Φ_{XY} , and Φ_{YY} mean $\Phi_{XX}(X, Y)$, $\Phi_{XY}(X, Y)$, and $\Phi_{YY}(X, Y)$, respectively.

In the following calculations, we use Mathematica for confirmation. We have

$$\begin{aligned} &\frac{1}{8}\Phi_{XY}\Phi_X\Phi_Y \\ &= (\alpha B - \beta A) \\ &\quad \times (-AB - \beta A X_s^2 + \alpha B X_c^2 + \beta A Y_s^2 + \beta^2 AB - \alpha \beta X_c^2 Y_s^2 \\ &\quad + \alpha \beta Y_c^2 + \alpha \beta X_s^2 Y_c^2 - \alpha^2 AB) \\ &= (\alpha B - \beta A) \\ &\quad \times (AB(\beta^2 - \alpha^2 - 1) + \alpha B(X_c^2 + Y_c^2) + \beta A(Y_s^2 - X_s^2) + \alpha \beta(X_s^2 Y_c^2 - X_c^2 Y_s^2)) \\ &= (\alpha B - \beta A) \\ &\quad \times (AB(\beta^2 - \alpha^2 - 1) + \alpha B(A^2 + B^2 + 1) \\ &\quad - \beta A(A^2 + B^2 - 1) + \alpha \beta(A^2 - B^2 - 1)), \end{aligned}$$

where the last equality follows from

$$(A.1) \quad X_c^2 + Y_c^2 = A^2 + B^2 + 1,$$

$$(A.2) \quad X_s^2 - Y_s^2 = A^2 + B^2 - 1,$$

$$(A.3) \quad X_s^2 Y_c^2 - X_c^2 Y_s^2 = (X_c^2 - 1)Y_c^2 - X_c^2(1 - Y_c^2) = A^2 - B^2 - 1.$$

We also have

$$\begin{aligned} & \frac{1}{8} \Phi_{XX} \Phi_Y^2 \\ &= (2X_c^2 - \alpha A - \beta B - 1) \\ & \quad \times (Y_s^2 Y_c^2 + \beta^2 X_s^2 Y_c^2 + \alpha^2 X_c^2 Y_s^2 + 2\beta B Y_c^2 - 2\alpha \beta AB - 2\alpha A Y_s^2) \\ &= 2A^2 Y_s^2 + 2\beta^2 A^2 X_s^2 + 2\alpha^2 X_c^4 Y_s^2 + 4\beta A^2 B - 4\alpha \beta AB X_c^2 - 4\alpha A X_c^2 Y_s^2 \\ & \quad - (\alpha A + \beta B + 1) (Y_s^2 Y_c^2 + \beta^2 X_s^2 Y_c^2 + \alpha^2 X_c^2 Y_s^2 + 2\beta B Y_c^2 - 2\alpha \beta AB - 2\alpha A Y_s^2), \end{aligned}$$

and

$$\begin{aligned} & \frac{1}{8} \Phi_{YY} \Phi_X^2 \\ &= (1 - 2Y_c^2 + \alpha A + \beta B) \\ & \quad \times (X_s^2 X_c^2 + \beta^2 X_c^2 Y_s^2 + \alpha^2 X_s^2 Y_c^2 - 2\beta B X_c^2 + 2\alpha \beta AB - 2\alpha A X_s^2) \\ &= -2A^2 X_s^2 - 2\beta^2 A^2 Y_s^2 - 2\alpha^2 X_s^2 Y_c^4 + 4\beta A^2 B - 4\alpha \beta AB Y_c^2 + 4\alpha A X_s^2 Y_c^2 \\ & \quad + (\alpha A + \beta B + 1) \\ & \quad \times (X_s^2 X_c^2 + \beta^2 X_c^2 Y_s^2 + \alpha^2 X_s^2 Y_c^2 - 2\beta B X_c^2 + 2\alpha \beta AB - 2\alpha A X_s^2). \end{aligned}$$

Therefore we have

$$\begin{aligned} & \frac{1}{8} \Phi_{XX} \Phi_Y^2 + \frac{1}{8} \Phi_{YY} \Phi_X^2 \\ &= 2A^2(Y_s^2 - X_s^2) + 2\beta^2 A^2(X_s^2 - Y_s^2) + 2\alpha^2(X_c^4 Y_s^2 - X_s^2 Y_c^4) + 8\beta A^2 B \\ & \quad - 4\alpha \beta AB(X_c^2 + Y_c^2) + 4\alpha A(X_s^2 Y_c^2 - X_c^2 Y_s^2) \\ & \quad + (\alpha A + \beta B + 1) \left(X_s^2 X_c^2 - Y_s^2 Y_c^2 + \beta^2(X_c^2 Y_s^2 - X_s^2 Y_c^2) + \alpha^2(X_s^2 Y_c^2 - X_c^2 Y_s^2) \right. \\ & \quad \left. - 2\beta B(X_c^2 + Y_c^2) - 2\alpha A(X_s^2 - Y_s^2) + 4\alpha \beta AB \right) \\ &= 2A(\beta^2 A - A - \alpha(\alpha A + \beta B + 1))(A^2 + B^2 - 1) \\ & \quad + 2\alpha^2(B^4 + 2B^2 + A^2 B^2 - A^2 + 1) + 8\beta A^2 B \\ & \quad - 2\beta B(3\alpha A + \beta B + 1)(A^2 + B^2 + 1) \\ & \quad + (4\alpha A + (\alpha^2 - \beta^2)(\alpha A + \beta B + 1))(A^2 - B^2 - 1) \\ & \quad + (\alpha A + \beta B + 1)(A^4 + B^4 + 2A^2 B^2 + B^2 - A^2) + 4\alpha \beta AB(\alpha A + \beta B + 1), \end{aligned}$$

where we use (A.1), (A.2), (A.3),

$$\begin{aligned} X_s^2 X_c^2 - Y_s^2 Y_c^2 &= (X_c^2 - 1)X_c^2 - (1 - Y_c^2)Y_c^2 \\ &= (X_c^2 + Y_c^2)^2 - 2X_c^2 Y_c^2 - (X_c^2 + Y_c^2) \\ &= A^4 + B^4 + 2A^2 B^2 + B^2 - A^2, \end{aligned}$$

and

$$\begin{aligned} X_c^4 Y_s^2 - X_s^2 Y_c^4 &= X_c^2(X_s^2 Y_c^2 - (A^2 - B^2 - 1)) - Y_c^2(X_c^2 Y_s^2 + A^2 - B^2 - 1) \\ &= A^2(X_s^2 - Y_s^2) - (A^2 - B^2 - 1)(X_c^2 + Y_c^2) \\ &= A^2(A^2 + B^2 - 1) - (A^2 - B^2 - 1)(A^2 + B^2 + 1) \\ &= B^4 + 2B^2 + A^2 B^2 - A^2 + 1 \end{aligned}$$

in the second equality.

Now Mathematica gives the following result.

$$\begin{aligned} & \frac{1}{8} (\Phi_{XX} \Phi_Y^2 + \Phi_{YY} \Phi_X^2 - 2\Phi_{XY} \Phi_X \Phi_Y) \\ &= ((A - \alpha)^2 + (B - \beta)^2) (\alpha A(A^2 + B^2 - 1) + \beta B(A^2 + B^2 + 1) - A^2 + B^2 + 1) \\ &= \frac{1}{4} (\alpha A(A^2 + B^2 - 1) + \beta B(A^2 + B^2 + 1) - A^2 + B^2 + 1), \end{aligned}$$

where we use $(A - \alpha)^2 + (B - \beta)^2 = \Phi(X, Y) = 1/4$ since $(X, Y) \in \overline{C}_G$.

The proof is complete. \square

Remark A.3. The condition $(X, Y) = (0, 0)$ is equivalent to $(A, B) = (1, 0)$ because of the following reason.

Clearly, the equality $(X, Y) = (0, 0)$ implies $(A, B) = (1, 0)$.

Conversely, suppose that $(A, B) = (1, 0)$. Then we have $\cosh X \cos Y = 1$ and $\sinh X \sin Y = 0$. From the second equality, we have either $X = 0$, or $Y = 0, \pi$, since we are assuming that $-\pi < Y \leq \pi$.

If $X = 0$, then $\cos Y = 1$ and so we have $Y = 0$. If $Y = 0$, then $\cosh X = 1$ and so we have $X = 0$. If $Y = \pi$, then we have $\cosh X = -1$, which is impossible.

If $(X, Y) \in \overline{C}_G$, then $(A - \alpha)^2 + (B - \beta)^2 = 1/4$. So we can put

$$\begin{aligned} A &= \alpha + (\cos s)/2, \\ B &= \beta + (\sin s)/2 \end{aligned}$$

for a real number s with $0 \leq s < 2\pi$. We also put

$$(A.4) \quad \lambda(\alpha, \beta, s) := \alpha A(A^2 + B^2 - 1) + \beta B(A^2 + B^2 + 1) - A^2 + B^2 + 1 \Bigg|_{\substack{A:=\alpha+(\cos s)/2, \\ B:=\beta+(\sin s)/2}}.$$

From Lemma A.1, and Remarks A.2 and A.3, to prove Proposition 3.14, it is enough to show $\lambda(\alpha, \beta, s) > 0$ if $(\alpha - 1)^2 + \beta^2 \geq 1/4$ and $(A, B) \neq (1, 0)$.

We split the proof into the following three cases recalling that $\alpha > 1/2$ and $\beta > 0$:

- (i) $\beta \geq 1/2$,
- (ii) $0 < \beta < 1/2$ and $\alpha \geq 3/2$,
- (iii) $0 < \beta < 1/2$ and $1/2 < \alpha < 3/2$.

A.2. The case where $\beta \geq 1/2$. In this subsection we prove Proposition 3.14 for Case (i).

Lemma A.4 (Case (i)). *If $\beta \geq 1/2$, $\alpha > 1/2$, $(\alpha - 1)^2 + \beta^2 \geq 1/4$, and $(A, B) \neq (1, 0)$, then we have $\lambda(\alpha, \beta, s) > 0$.*

Proof. First of all, if $\beta \geq 1/2$, then the inequality $(\alpha - 1)^2 + \beta^2 \geq 1/4$ certainly holds. Therefore in the following proof, we do not use the assumption $(\alpha - 1)^2 + \beta^2 \geq 1/4$.

Since $\beta \geq 1/2$ and $\alpha > 1/2$, we have $B = \beta + (\sin s)/2 \geq 0$ and $A = \alpha + (\cos s)/2 > 0$. So we have

$$\begin{aligned}
\lambda(\alpha, \beta, s) &\geq \alpha A(A^2 - 1) + \frac{1}{2}BA^2 - A^2 + 1 \\
&\quad (\text{since } B = \beta + (\sin s)/2 \geq 1/2 + (\sin s)/2) \\
&\geq \alpha A(A^2 - 1) + \frac{1}{4}A^2 + \frac{1}{4}A^2 \sin s - A^2 + 1 \\
&\quad (\text{since } \alpha = A - (\cos s)/2) \\
&= (A - (\cos s)/2)A(A^2 - 1) - \frac{3}{4}A^2 + \frac{1}{4}A^2 \sin s + 1 \\
&= \frac{1}{4}(4A^4 - 7A^2 + 4 + A^2 \sin s - 2A(A^2 - 1)\cos s) \\
&\quad (\text{composition of simple harmonic motions}) \\
&= \frac{1}{4}\left(4A^4 - 7A^2 + 4 + \sqrt{A^4 + 4A^2(A^2 - 1)^2} \sin(s + \theta)\right) \\
&\geq \frac{1}{4}\left(4A^4 - 7A^2 + 4 - A\sqrt{4A^4 - 7A^2 + 4}\right) \\
&\quad (\text{since } 4A^4 - 7A^2 + 4 = 4(A^2 - 1)^2 + A^2 > 0) \\
&= \frac{1}{4}\sqrt{4A^4 - 7A^2 + 4}\left(\sqrt{4A^4 - 7A^2 + 4} - A\right) \\
&\geq 0,
\end{aligned}$$

where the last inequality follows since $(4A^4 - 7A^2 + 4) - A^2 = 4(A^2 - 1)^2 \geq 0$. Let us consider when all the equalities hold. The first equality holds when $B = 0$, and the second holds when $\beta = 1/2$. So, if the first two equalities hold, then we have $B = 0$, $\beta = 1/2$, and $s = 3\pi/2$. Note that if $s = 3\pi/2$, then $4A^4 - 7A^2 + 4 + A^2 \sin s - 2A(A^2 - 1)\cos s = 4(A^2 - 1)^2$. The last equality holds when $A = 1$ since $A > 0$, in which case the equality in the third inequality also holds. Therefore we conclude that the equality $\lambda(\alpha, \beta, s) = 0$ holds only when $(A, B) = (1, 0)$.

Therefore we have $\lambda(\alpha, \beta, s) > 0$ from the assumption $(A, B) \neq (1, 0)$, completing the proof for the case where $\beta \geq 1/2$. \square

A.3. The case where $0 < \beta < 1/2$ and $\alpha \geq 3/2$. In this subsection we prove Proposition 3.14 for Case (ii).

Lemma A.5 (Case (ii)). *If $0 < \beta < 1/2$, $\alpha \geq 3/2$, $(\alpha - 1)^2 + \beta^2 \geq 1/4$, and $(A, B) \neq (1, 0)$, then we have $\lambda(\alpha, \beta, s) > 0$.*

Proof. Since $A = \alpha + (\cos s)/2 \geq 1$, we have

$$\begin{aligned}
&\lambda(\alpha, \beta, s) \\
&\geq \frac{3}{2}(A^2 - 1) + \beta B(A^2 + B^2 + 1) - A^2 + 1 \\
&= (\beta B + 1/2)(\alpha^2 + \alpha \cos s) + \frac{1}{4}\cos^2 s(\beta B + 1/2) + \beta B(B^2 + 1) - \frac{1}{2}.
\end{aligned}$$

We regard the last expression as a quadratic function of α . Since $\beta B + 1/2 = \beta^2 + (\beta \sin s + 1)/2 > 0$, it is strictly increasing for $\alpha > -(\cos s)/2$. Since $-(\cos s)/2 <$

3/2, it is greater than the value at $\alpha = 3/2$. Therefore we have

$$\begin{aligned}
& \lambda(\alpha, \beta, s) \\
& > (\beta B + 1/2) \left(\frac{9}{4} + \frac{3}{2} \cos s \right) + \frac{1}{4} \cos^2 s (\beta B + 1/2) + \beta B (B^2 + 1) - \frac{1}{2}. \\
& = \beta^4 + \frac{3}{2} \beta^3 \sin s + \frac{1}{2} \beta^2 (7 + 3 \cos s + \sin^2 s) \\
& \quad + \frac{1}{4} \beta \sin s (3 \cos s + 7) + \frac{1}{8} (\cos s + 1) (\cos s + 5) \\
& \quad (\text{since } 7 + 3 \cos s + \sin^2 s \geq 4) \\
& \geq \beta^4 + \frac{3}{2} \beta^3 \sin s + 2\beta^2 + \frac{1}{4} \beta \sin s (3 \cos s + 7) + \frac{1}{8} (\cos s + 1) (\cos s + 5).
\end{aligned}$$

We need to show that the last expression, which we denote by $\mu(\beta, s)$, is non-negative.

When $0 \leq s \leq \pi$, we see that $\mu(\beta, s) > 0$ since each term is non-negative.

So it suffices to prove that $\mu(\beta, s) \geq 0$ for $\pi < s < 2\pi$. Put

$$\begin{aligned}
\mu_1(\beta, s) &:= \beta^4 + \frac{5}{4} \beta^2 + \frac{1}{4} \beta \sin s (3 \cos s + 7) + \frac{1}{8} (\cos s + 1) (\cos s + 5), \\
\mu_2(\beta, s) &:= \beta^2 \left(\frac{3}{2} \beta \sin s + \frac{3}{4} \right)
\end{aligned}$$

so that $\mu(\beta, s) = \mu_1(\beta, s) + \mu_2(\beta, s)$.

Since $-1 \leq \sin s < 0$ for $\pi < s < 2\pi$, and $0 < \beta < 1/2$, we have $-1/2 < \beta \sin s < 0$ and so $\mu_2(\beta, s) > 0$.

To prove $\mu_1(\beta, s) > 0$, we put $s := 2\pi - \arccos x$ for $|x| < 1$ and $0 < \arccos x < \pi$ so that $\cos s = x$. Since $\sin s < 0$, we have $\sin s = -\sqrt{1-x^2}$. Putting $\tilde{\mu}_1(\beta, x) := \mu_1(\beta, 2\pi - \arccos x)$ we have

$$\tilde{\mu}_1(\beta, x) = \beta^4 + \frac{5}{4} \beta^2 - \frac{1}{4} \beta (3x + 7) \sqrt{1-x^2} + \frac{1}{8} (x+1)(x+5)$$

with $0 < \beta < 1/2$ and $|x| < 1$. Since we have

$$\begin{aligned}
\frac{\partial}{\partial \beta} \tilde{\mu}_1(\beta, x) &= 4\beta^3 + \frac{5}{2} \beta - \frac{1}{4} (3x + 7) \sqrt{1-x^2}, \\
\frac{\partial}{\partial x} \tilde{\mu}_1(\beta, x) &= \frac{1}{4} \left(x + 3 - 3\beta \sqrt{1-x^2} + \frac{\beta x (3x + 7)}{\sqrt{1-x^2}} \right),
\end{aligned}$$

critical points of $\tilde{\mu}_1(\beta, x)$ for $(\beta, x) \in (0, 1/2) \times (-1, 1)$ should satisfy the following system of equations:

$$(A.5) \quad 4\beta^3 + \frac{5}{2} \beta - \frac{1}{4} (3x + 7) \sqrt{1-x^2} = 0,$$

$$(A.6) \quad x + 3 - 3\beta \sqrt{1-x^2} + \frac{\beta x (3x + 7)}{\sqrt{1-x^2}} = 0.$$

From (A.6), we have

$$\beta = \frac{-(x+3)\sqrt{1-x^2}}{(3x-1)(2x+3)},$$

since the left hand side of (A.6) becomes $10/3 \neq 0$ if $x = 1/3$. Substituting

$\beta = \frac{-(x+3)\sqrt{1-x^2}}{(3x-1)(2x+3)}$ into (A.5), Mathematica says that it becomes

$$\begin{aligned}
& \frac{\sqrt{1-x^2}}{4(3x-1)^3(2x+3)^3} \\
& \times (648x^7 + 3780x^6 + 7310x^5 + 4443x^4 - 1494x^3 - 1704x^2 + 504x + 513) = 0.
\end{aligned}$$

Mathematica also tells us that the real roots of $648x^7 + 3780x^6 + 7310x^5 + 4443x^4 - 1494x^3 - 1704x^2 + 504x + 513$ are $-2.44837\dots$, $-1.66468\dots$, and $-1.26834\dots$. So we conclude that $\tilde{\mu}_1(\beta, x)$ has no critical point in $(0, 1/2) \times (-1, 1)$.

Therefore $\tilde{\mu}_1(\beta, x)$ is greater than its values in the boundary of the region $[0, 1/2] \times [-1, 1]$. We calculate

$$\begin{aligned}\tilde{\mu}_1(0, x) &= \frac{1}{8}(x+1)(x+5), \\ \tilde{\mu}_1(1/2, x) &= \frac{3}{8} + \frac{1}{8}(x+1)(x+5) - \frac{1}{8}(3x+7)\sqrt{1-x^2}, \\ \tilde{\mu}_1(\beta, -1) &= \beta^4 + \frac{5}{4}\beta^2, \\ \tilde{\mu}_1(\beta, 1) &= \beta^4 + \frac{5}{4}\beta^2 + \frac{3}{2}.\end{aligned}$$

Except for $\tilde{\mu}_1(1/2, x)$, it is clear that they are positive for $0 < \beta < 1/2$ and $|x| < 1$.

To prove $\tilde{\mu}_1(1/2, x) > 0$, it suffices to show that $3 + (x+1)(x+5) > (3x+7)\sqrt{1-x^2}$, that is, $(3+(x+1)(x+5))^2 - (3x+7)^2(1-x^2) > 0$ if $|x| < 1$. Mathematica tells that $(3+(x+1)(x+5))^2 - (1-x^2)(3x+7)^2 = 10x^4 + 54x^3 + 92x^2 + 54x + 15$ has no real root, so it is positive for any real x .

This shows that $\tilde{\mu}_1(\beta, x) > 0$ when $0 < \beta < 1/2$ and $|x| < 1$, completing the proof of the lemma. \square

A.4. The case where $0 < \beta < 1/2$ and $1/2 < \alpha < 3/2$. It remains to prove the case where $\beta < 1/2$ and $1/2 < \alpha < 3/2$ with $(\alpha-1)^2 + \beta^2 \geq 1/4$. We split this case into four subcases:

- (iii-1) $0 < \beta < 1/2$, $1/2 < \alpha < 3/2$, and $B > 0$,
- (iii-2) $0 < \beta < 1/2$, $1/2 < \alpha < 3/2$, and $B = 0$,
- (iii-3) $0 < \beta < 1/2$, $1 \leq \alpha < 3/2$, and $B < 0$,
- (iii-4) $0 < \beta < 1/2$, $1/2 < \alpha < 1$, and $B < 0$.

Remark A.6. Putting $s_0 := \arcsin(2\beta)$, we have

- $B > 0$ if and only if $s \in (0, \pi + s_0) \cup (2\pi - s_0, 2\pi)$,
- $B = 0$ if and only if $s = \pi + s_0$ or $2\pi - s_0$,
- $B < 0$ if and only if $s \in (\pi + s_0, 2\pi - s_0)$

since $B = \beta + (\sin s)/2$ and $0 < s_0 < \pi/2$.

Lemma A.7 (Subcase (iii-1)). *If $0 < \beta < 1/2$, $1/2 < \alpha < 3/2$, $(\alpha-1)^2 + \beta^2 \geq 1/4$, and $B > 0$, then we have $\lambda(\alpha, \beta, s) > 0$. Note that $(A, B) \neq (1, 0)$ in this case.*

Proof. Since $\alpha > 1/2$, we have $A = \alpha + (\cos s)/2 > 0$. Moreover since $\beta > 0$ and $B > 0$, from (A.4) we have

$$\lambda(\alpha, \beta, s) > \alpha A(A^2 - 1) + \beta B(A^2 + 1) - A^2 + 1 = (\alpha A - 1)(A^2 - 1) + \beta B(A^2 + 1).$$

We denote the last expression by $\tilde{\lambda}(\alpha, \beta, s)$, that is, we put

$$(A.7) \quad \tilde{\lambda}(\alpha, \beta, s) := (\alpha A - 1)(A^2 - 1) + \beta B(A^2 + 1).$$

Since $B > 0$ and B is increasing with respect to β , we see that $\tilde{\lambda}(\alpha, \beta, s)$ is increasing with respect to β . Since $\beta \geq \sqrt{1/4 - (\alpha-1)^2}$, we have

$$\begin{aligned}& \tilde{\lambda}(\alpha, \beta, s) \\ & > (\alpha A - 1)(A^2 - 1) + \beta B \\ & \geq (\alpha A - 1)(A^2 - 1) + \sqrt{1/4 - (\alpha-1)^2} \left(\sqrt{1/4 - (\alpha-1)^2} + (\sin s)/2 \right).\end{aligned}$$

First assume that $0 < s \leq \pi$ so that $\sin s \geq 0$. Note that $s \in (0, \pi + s_0) \cup (2\pi - s_0, 2\pi)$ from Remark A.6.

Since $\sin s \geq 0$, we have

$$\nu_1(\alpha, s) := (\alpha A - 1)(A^2 - 1) + 1/4 - (\alpha - 1)^2.$$

We will find critical points of $\nu_1(\alpha, s)$ in the compact region $\{(\alpha, s) \in \mathbb{R}^2 \mid 1/2 \leq \alpha \leq 3/2, 0 \leq s \leq \pi\}$. Since $\frac{\partial A}{\partial \alpha}(\alpha, s) = 1$ and $\frac{\partial A}{\partial s}(\alpha, s) = -(\sin s)/2$, we have

$$\begin{aligned} \frac{\partial \nu_1}{\partial \alpha}(\alpha, s) &= A^3 + 3\alpha A^2 - 3A - 3\alpha + 2, \\ \frac{\partial \nu_1}{\partial s}(\alpha, s) &= -\frac{1}{2}(3\alpha A^2 - 2A - \alpha) \sin s. \end{aligned}$$

So a critical point (α, s) satisfies the following system of equations:

$$(A.8) \quad A^3 + 3\alpha A^2 - 3A - 3\alpha + 2 = 0,$$

$$(A.9) \quad (3\alpha A^2 - 2A - \alpha) \sin s = 0.$$

From (A.9), we have $\sin s = 0$ or

$$3\alpha A^2 - 2A - \alpha = \frac{3}{4}\alpha \cos^2 s + (3\alpha^2 - 1) \cos s + 3\alpha(\alpha^2 - 1) = 0.$$

Solving the equation above for $\cos s$, we obtain

$$\cos s = \frac{2(1 - 3\alpha^2 \pm \sqrt{1 + 3\alpha^2})}{3\alpha}.$$

Since $\frac{2(1 - 3\alpha^2 - \sqrt{1 + 3\alpha^2})}{3\alpha}$ is clearly decreasing and when $\alpha = 1/2$ its value equals $\frac{1 - 2\sqrt{7}}{3} = -1.435 \dots < -1$, we see that $\cos s = \frac{2(1 - 3\alpha^2 + \sqrt{1 + 3\alpha^2})}{3\alpha}$. Therefore we conclude that a solution to the system of equations (A.8) and (A.9) satisfies $\sin s = 0$ or $\cos s = \frac{2(1 - 3\alpha^2 + \sqrt{1 + 3\alpha^2})}{3\alpha}$.

If $\sin s = 0$, then $s = 0$ or π . If $s = 0$, then $A = \alpha + 1/2$ and so from (A.8), we obtain

$$4\alpha^3 + \frac{9}{2}\alpha^2 - \frac{9}{2}\alpha + \frac{5}{8} = 0.$$

The left hand side is increasing for $\alpha \geq 1/2$ since its derivative is positive, and its value at $\alpha = 1/2$ equals 0. Therefore the only solution is $\alpha = 1/2$. If $s = \pi$, then $A = \alpha - 1/2$ and from (A.8), we have

$$\frac{1}{8}(2\alpha - 3)(16\alpha^2 + 6\alpha - 9) = 0.$$

Since $1/2 \leq \alpha \leq 3/2$, we have $\alpha = 3/2$ or $\frac{3}{16}(\sqrt{17} - 1) = 0.585582 \dots$

If $\cos s = \frac{2(1 - 3\alpha^2 + \sqrt{1 + 3\alpha^2})}{3\alpha}$, from (A.8) we obtain

$$\frac{-2}{27\alpha^3} \left(27\alpha^4 - 27\alpha^3 - 2 + (3\alpha^2 - 2)\sqrt{3\alpha^2 + 1} \right) = 0.$$

By Mathematica, the real solutions to the equation above is 1 and $-0.456897 \dots$. So we have $\alpha = 1$ and $\cos s = 0$, that is, $(\alpha, s) = (1, \pi/2)$.

Therefore, we conclude that the critical points of $\nu_1(\alpha, s)$ for $1/2 \leq \alpha \leq 3/2$ and $0 \leq s \leq \pi$ are the following.

$$\left(\frac{1}{2}, 0\right), \quad \left(\frac{3}{2}, \pi\right), \quad \left(\frac{3(\sqrt{17}-1)}{16}, \pi\right), \quad \left(1, \frac{\pi}{2}\right).$$

Since the second partial derivatives are

$$\frac{\partial^2 \nu_1}{\partial \alpha^2}(\alpha, s) = 6(A^2 + \alpha A - 1),$$

$$\begin{aligned}\frac{\partial^2 \nu_1}{\partial s^2}(\alpha, s) &= \frac{\cos s}{2}(-3\alpha A^2 + 2A + \alpha) + \frac{\sin^2 s}{2}(3\alpha A - 1), \\ \frac{\partial^2 \nu_1}{\partial \alpha \partial s}(\alpha, s) &= -\frac{3 \sin s}{2}(A^2 + 2\alpha A - 1),\end{aligned}$$

the corresponding Hessians become

$$\begin{pmatrix} 3 & 0 \\ 0 & 1/2 \end{pmatrix}, \quad \begin{pmatrix} 9 & 0 \\ 0 & 1/2 \end{pmatrix}, \quad \begin{pmatrix} \frac{9(17-9\sqrt{17})}{32} & 0 \\ 0 & \frac{189\sqrt{17}-1541}{2048} \end{pmatrix}, \quad \begin{pmatrix} 6 & -3 \\ -3 & 1 \end{pmatrix},$$

respectively. Therefore these critical points are a local minimum, a local minimum, a local maximum, and a saddle point, respectively. So the points $(1/2, 0)$ and $(3/2, \pi)$ are candidates of the minimum points with value $\nu_1(1/2, 0) = \nu_1(3/2, \pi) = 0$.

For the boundary, we have

$$\begin{aligned}\nu_1(1/2, s) &= \frac{1}{16}(\cos^2 s - 9)(\cos s - 1) \geq 0, \\ \nu_1(3/2, s) &= \frac{1}{16}(3 \cos s + 5)(\cos s + 5)(\cos s + 1) \geq 0, \\ \nu_1(\alpha, 0) &= \frac{\alpha}{8}(2\alpha - 1)^2(2\alpha + 5) \geq 0, \\ \nu_1(\alpha, \pi) &= \frac{\alpha}{8}(2\alpha + 3)(2\alpha - 3)^2 \geq 0.\end{aligned}$$

Therefore we conclude that $\nu_1(\alpha, s)$ takes its minimum 0 at $(1/2, 0)$ and $(3/2, \pi)$, proving that $\lambda(\alpha, \beta, s) > 0$ when $1/2 < \alpha < 3/2$ and $0 < s \leq \pi$.

Next, we assume $s \in (\pi, \pi + s_0) \cup (2\pi - s_0, 2\pi)$, that is, $\sin s < 0$. Since $\sin s < 0$, we have $\sin s = -\sqrt{1 - \cos^2 s}$. So we have

$$\tilde{\lambda}(\alpha, \beta, s) > \nu_2(\alpha, x),$$

where we put

$$\begin{aligned}\nu_2(\alpha, x) \\ := (\alpha A - 1)(A^2 - 1) + \frac{1}{4}(A^2 + 1)\sqrt{1 - 4(\alpha - 1)^2} \left(\sqrt{1 - 4(\alpha - 1)^2} - \sqrt{1 - x^2} \right)\end{aligned}$$

with $x := \cos s$ since $\beta \geq \sqrt{1/4 - (\alpha - 1)^2}$. Note that $|x| < 1$ because $\pi < s < 2\pi$. Since $\sqrt{1 - 4(\alpha - 1)^2} + \sqrt{1 - x^2} > 0$, we have

$$\begin{aligned}\sqrt{1 - 4(\alpha - 1)^2} - \sqrt{1 - x^2} &= \frac{(1 - 4(\alpha - 1)^2) - (1 - x^2)}{\sqrt{1 - 4(\alpha - 1)^2} + \sqrt{1 - x^2}} \\ (A.10) \quad &= \frac{(x - 2\alpha + 2)(x + 2\alpha - 2)}{\sqrt{1 - 4(\alpha - 1)^2} + \sqrt{1 - x^2}}.\end{aligned}$$

Since $A = \alpha + x/2$, we have

$$\begin{aligned}\nu_2(\alpha, x) \\ = (x/2 + \alpha - 1) \left((\alpha A - 1)(A + 1) + \frac{(A^2 + 1)\sqrt{1 - 4(\alpha - 1)^2}(x - 2\alpha + 2)}{2(\sqrt{1 - 4(\alpha - 1)^2} + \sqrt{1 - x^2})} \right) \\ = \frac{x/2 + \alpha - 1}{2(\sqrt{1 - 4(\alpha - 1)^2} + \sqrt{1 - x^2})} \nu_3(\alpha, x),\end{aligned}$$

where we put

$$\begin{aligned}\nu_3(\alpha, x) := & 2(\alpha A - 1)(A + 1) \left(\sqrt{1 - 4(\alpha - 1)^2} + \sqrt{1 - x^2} \right) \\ & + (A^2 + 1) \sqrt{1 - 4(\alpha - 1)^2} (x - 2\alpha + 2).\end{aligned}$$

With help from Mathematica, we have

$$\begin{aligned}\nu_3(\alpha, x) = & (x/2 + \alpha - 1) \left(p(\alpha, x) \sqrt{1 - 4(\alpha - 1)^2} + q(\alpha, x) \sqrt{1 - x^2} \right) \\ & + 4(\alpha - 1) \left(\sqrt{1 - x^2} - \sqrt{1 - 4(\alpha - 1)^2} \right)\end{aligned}$$

with

$$(A.11) \quad p(\alpha, x) := \frac{1}{2}x^2 + (\alpha + 2)x + 4(\alpha + 1) = \alpha(x + 4) + \frac{1}{2}(x + 2)^2 + 2 > 4,$$

$$(A.12) \quad q(\alpha, x) := 2\alpha^2 + (x + 4)\alpha - 2 = 2(\alpha + 1)^2 + \alpha x - 4 > 0.$$

From (A.10), we have

$$\nu_3(\alpha, x) = \frac{(x/2 + \alpha - 1)}{\sqrt{1 - x^2} + \sqrt{1 - 4(\alpha - 1)^2}} \nu_4(\alpha, x),$$

where we put

$$\begin{aligned}\nu_4(\alpha, x) = & \left(p(\alpha, x) \sqrt{1 - 4(\alpha - 1)^2} + q(\alpha, x) \sqrt{1 - x^2} \right) \left(\sqrt{1 - 4(\alpha - 1)^2} + \sqrt{1 - x^2} \right) \\ & + 8(\alpha - 1)(2\alpha - 2 - x).\end{aligned}$$

So we finally have

$$\nu_2(\alpha, x) = \frac{(x/2 + \alpha - 1)^2}{2 \left(\sqrt{1 - 4(\alpha - 1)^2} + \sqrt{1 - x^2} \right)^2} \nu_4(\alpha, x).$$

Note that $\left(\sqrt{1 - 4(\alpha - 1)^2} + \sqrt{1 - x^2} \right)^2$ is positive for $|x| < 1$ and $1/2 < \alpha < 3/2$. Note also that $(x/2 + \alpha - 1)^2 \geq 0$ and the equality holds only when $\alpha + x/2 = 1$, that is, $A = 1$. However if $A = 1$, then $\hat{\lambda}(\alpha, \beta, s) = 2\beta B > 0$ from (A.7). So it is enough to show that $\nu_4(\alpha, x) > 0$ for $1/2 < \alpha < 3/2$ and $|x| < 1$.

First, consider the case where $x \geq 2\alpha - 2$. If $\alpha \leq 1$, then since we have $(\alpha - 1)(2\alpha - 2 - x) \geq 0$, we see that $\nu_4(\alpha, x) > 0$. If $\alpha > 1$, then we have $q(\alpha, x) > 8 - 1 - 4 > 3$ from (A.12). Since we also have $p(\alpha, x) > 3$ from (A.11), we obtain

$$\begin{aligned}\nu_4(\alpha, x) & > 3 \left(\sqrt{1 - 4(\alpha - 1)^2} + \sqrt{1 - x^2} \right)^2 + 8(\alpha - 1)(2\alpha - 2 - x) \\ & > 3(2 - 4(\alpha - 1)^2 - x^2) + 8(\alpha - 1)(2\alpha - 2 - x) \\ & = 4(\alpha - x - 1)^2 - 7x^2 + 6.\end{aligned}$$

Let $\nu_5(\alpha, x)$ be the last expression. Since $x \geq 2\alpha - 2$ and $\alpha > 1$, we have $\alpha - x - 1 \leq -\alpha + 1 < 0$. Therefore, $\nu_5(\alpha, x)$ is decreasing with respect to α , which implies that $\nu_5(\alpha, x) \geq \nu_5(x/2 + 1, x) = 6 - 6x^2 > 0$ since $\alpha \geq x/2 + 1$.

Next, consider the case where $x < 2\alpha - 2$. If $\alpha \geq 1$, then since we have $(\alpha - 1)(2\alpha - 2 - x) \geq 0$ as before, we see that $\nu_4(\alpha, x) > 0$.

So it remains to prove the case where $\alpha < 1$ and $x < 2\alpha - 2$. Since $p(\alpha, x) > 4$ from (A.11) again, we obtain

$$\begin{aligned} & \nu_4(\alpha, x) \\ & > \left(4\sqrt{1-4(\alpha-1)^2} + q(\alpha, x)\sqrt{1-x^2}\right) \left(\sqrt{1-4(\alpha-1)^2} + \sqrt{1-x^2}\right) \\ & \quad + 8(\alpha-1)(2\alpha-2-x) \\ & = r(\alpha, x) + (q(\alpha, x) + 4)\sqrt{1-x^2}\sqrt{1-4(\alpha-1)^2} \\ & > r(\alpha, x) \end{aligned}$$

with

$$\begin{aligned} r(\alpha, x) &:= 4(1-4(\alpha-1)^2) + q(\alpha, x)(1-x^2) + 8(\alpha-1)(2\alpha-2-x) \\ &= 2(1-x^2)\alpha^2 + (-x^3 - 4x^2 - 7x + 4)\alpha + 2x^2 + 8x + 2. \end{aligned}$$

Since $\alpha > 1/2$ and $-1 < x < 2(\alpha-1) < 0$, we have $\frac{\partial}{\partial \alpha} r(\alpha, x) = 4(1-x^2)\alpha - x^3 - 4x^2 - 7x + 4 > -4x^2 + 4 > 0$. Thus we have

$$r(\alpha, x) > r(1/2, x) = \frac{1}{2}(9-x^2)(1+x) > 0.$$

Therefore the proof of the lemma is complete. \square

Lemma A.8 (Subcase (iii-2)). *If $0 < \beta < 1/2$, $1/2 < \alpha < 3/2$, $(\alpha-1)^2 + \beta^2 \geq 1/4$, $B = 0$, and $A \neq 1$, then we have $\lambda(\alpha, \beta, s) > 0$.*

Proof. Note that in this case we have

$$\lambda(\alpha, \beta, s) = (\alpha A - 1)(A^2 - 1).$$

We also note that since $(\alpha-1)^2 + \beta^2 \geq 1/4$ and $0 < \beta < 1/2$, we see that $\alpha \neq 1$.

From the inequality $(\alpha-1)^2 + \beta^2 \geq 1/4$, we have

$$(A.13) \quad -|\alpha-1| \leq \pm \frac{1}{2}\sqrt{1-4\beta^2} \leq |\alpha-1|.$$

From Remark A.6, we have $s = \pi + s_0$ or $2\pi - s_0$. Since we put $s_0 := \arcsin(2\beta)$, we have $\cos(\pi + s_0) = -\sqrt{1-4\beta^2}$, and $\cos(2\pi - s_0) = \sqrt{1-4\beta^2}$.

First, we consider the case where $s = \pi + s_0$. In this case we have $A = \alpha - \frac{1}{2}\sqrt{1-4\beta^2} > 0$ since $\alpha > 1/2$.

If $\alpha > 1$, then $A \geq \alpha + (1-\alpha) = 1$ from (A.13). Since we assume that $A \neq 1$, we conclude that $A^2 - 1 > 0$. Moreover, we have $\alpha A - 1 \geq \alpha - 1 > 0$ since $A > 0$. Thus we see that $\lambda(\alpha, \beta, s) > 0$.

If $\alpha < 1$, then from (A.13) we have $A \leq \alpha + (1-\alpha) = 1$, and so $A^2 - 1 < 0$ because $A \neq 1$. We also have $\alpha A - 1 < A - 1 < 0$ since $A > 0$. Thus we conclude that $\lambda(\alpha, \beta, s) > 0$ as well.

Next, we consider the case where $s = 2\pi - s_0$. In this case we have $A = \alpha + \frac{1}{2}\sqrt{1-4\beta^2} > 0$.

If $\alpha > 1$, then $A > 1$ in a reason similar to above, and so we have $A^2 - 1 > 0$. We also have $\alpha A - 1 > A - 1 > 0$. Thus we conclude that $\lambda(\alpha, \beta, s) > 0$.

If $\alpha < 1$, then $A < 1$ as above, and so we conclude that $A^2 - 1 < 0$. We also have $\alpha A - 1 < A - 1 < 0$, and so $\lambda(\alpha, \beta, s) < 0$ in this case.

Now the proof is complete. \square

Now, we consider Subcases (iii-3) and (iii-4). Since $B < 0$ for both subcases, we have

$$\lambda(\alpha, \beta, s) > \hat{\lambda}(\alpha, \beta, s) := (\alpha A - 1)(A^2 - 1) + \beta B(A^2 + B^2 + 1)$$

from (A.4). So it is enough to show that $\hat{\lambda}(\alpha, \beta, s) \geq 0$ in Subcases (iii-3) and (iii-4).

The partial derivatives of $\widehat{\lambda}(\alpha, \beta, s)$ with respect to α become

$$(A.14) \quad \frac{\partial}{\partial \alpha} \widehat{\lambda}(\alpha, \beta, s) = 3\alpha A^2 + A^3 - 3A - \alpha + 2\beta AB,$$

$$(A.15) \quad \frac{\partial^2}{\partial \alpha^2} \widehat{\lambda}(\alpha, \beta, s) = 6A^2 + 6\alpha A - 4 + 2\beta B.$$

We start with Subcase (iii-3).

Lemma A.9 (Subcase (iii-3)). *If $0 < \beta < 1/2$, $1 \leq \alpha < 3/2$, $(\alpha - 1)^2 + \beta^2 \geq 1/4$, and $B < 0$, then we have $\widehat{\lambda}(\alpha, \beta, s) > 0$. Note that $(A, B) \neq (1, 0)$ in this case.*

Proof. In the following calculations we often use Mathematica.

We will show that $\frac{\partial}{\partial \alpha} \widehat{\lambda}(\alpha, \beta, s) > 0$.

First, note that $\alpha \geq 1 + \sqrt{1/4 - \beta^2}$ from the inequality $(\alpha - 1)^2 + \beta^2 \geq 1/4$ since $\alpha \geq 1$.

Since $A = \alpha + \cos s/2 \geq 1/2$ from $\alpha \geq 1$, and $B = \beta + \sin s/2 \geq \beta - 1/2$, we have from (A.15)

$$\frac{\partial^2}{\partial \alpha^2} \widehat{\lambda}(\alpha, \beta, s) \geq 3/2 + 3 - 4 + 2\beta(\beta - 1/2) = 2(\beta - 1/4)^2 + 3/8 > 0.$$

So $\frac{\partial}{\partial \alpha} \widehat{\lambda}(\alpha, \beta, s)$ is increasing with respect to α . Since $\alpha \geq 1 + \sqrt{1/4 - \beta^2}$, we have

$$(A.16) \quad \begin{aligned} \frac{\partial}{\partial \alpha} \widehat{\lambda}(\alpha, \beta, s) &\geq \frac{\partial}{\partial \alpha} \widehat{\lambda}(1 + \sqrt{1/4 - \beta^2}, \beta, s) \\ &= \frac{1}{8} p_1(\beta, s) + \frac{1}{8} q_1(\beta, s) \sqrt{1/4 - \beta^2}, \end{aligned}$$

where we put

$$\begin{aligned} p_1(\beta, s) &:= -4(7 \cos s + 20)\beta^2 + 4 \sin s(\cos s + 2)\beta \\ &\quad + \cos^2 s(\cos s + 12) + 33 \cos s + 24, \\ q_1(\beta, s) &:= -16\beta^2 + 8\beta \sin s + 12(\cos^2 s + 6 \cos s + 6). \end{aligned}$$

Both $p_1(\beta, s)$ and $q_1(\beta, s)$ are quadratic functions of β , with axes of symmetries $\beta = \frac{\sin s(\cos s + 2)}{2(7 \cos s + 20)}$ and $\beta = (\sin s)/4$, respectively. Since $\sin s = 2(B - \beta) < 0$, we conclude that $p_1(\beta, s)$ and $q_1(\beta, s)$ are decreasing with respect to $\beta > 0$. Moreover, since we have $q_1(1/2, s) = 4(3(\cos s + 3)^2 - 10 + \sin s) \geq 4$, the function $q_1(\beta, s)$ is positive for $0 < s < 1/2$. Since the function $\sqrt{1/4 - \beta^2}$ is also positive and decreasing for $0 < \beta < 1/2$, we conclude that $p_1(\beta, s) + q_1(\beta, s)\sqrt{1/4 - \beta^2}$ is decreasing with respect to β .

Since $\beta = B - \sin s/2 < -(\sin s)/2$, we have

$$\begin{aligned} &p_1(\beta, s) + q_1(\beta, s)\sqrt{1/4 - \beta^2} \\ &> p_1(-(\sin s)/2, s) + \frac{1}{2} q_1(-(\sin s)/2, s) |\cos s| \\ &= 2 \cos s(5 \cos^2 s + 18 \cos s + 12) + 2(5 \cos^2 s + 18 \cos s + 16) |\cos s| \\ &= \begin{cases} -8 \cos s & (\text{if } \cos s \leq 0), \\ 4 \cos s(5 \cos^2 s + 18 \cos s + 14) & (\text{if } \cos s > 0), \end{cases} \\ &\geq 0. \end{aligned}$$

From (A.16) it follows that $\frac{\partial}{\partial \alpha} \widehat{\lambda}(\alpha, \beta, s) > 0$.

Now, since $\alpha \geq 1 + \sqrt{1/4 - \beta^2}$, we have

$$\widehat{\lambda}(\alpha, \beta, s) \geq \check{\lambda}(\beta, s) := \widehat{\lambda}(1 + \sqrt{1/4 - \beta^2}, \beta, s) = p_2(\beta, s) + q_2(\beta, s)\sqrt{1/4 - \beta^2},$$

where we put

$$\begin{aligned} p_2(\beta, s) &:= \beta^4 + \beta^3 \sin s - \frac{1}{4} (5 \cos^2 s + 14 \cos s + 6) \beta^2 + \frac{\sin s}{4} (2 \cos s + 5) \beta \\ &\quad + \frac{1}{16} (2 \cos^3 s + 11 \cos^2 s + 18 \cos s + 17) \\ q_2(\beta, s) &:= -\frac{1}{2} (\cos s + 4) \beta^2 + \frac{\sin s}{2} (\cos s + 2) \beta \\ &\quad + \frac{1}{8} (\cos^3 s + 12 \cos^2 s + 27 \cos s + 8). \end{aligned}$$

From Remark A.6, we know that $\pi + s_0 < s < 2\pi - s_0$. So we will show that $\check{\lambda}(\beta, s) > 0$ for $0 < \beta < 1/2$ and $\pi + s_0 < s < 2\pi - s_0$.

We have

$$(A.17) \quad \frac{\partial}{\partial \beta} q_2(\beta, s) = -(\cos s + 4) \beta + \frac{\sin s}{2} (\cos s + 2) < 0,$$

since $\sin s < 0$. Since $\sin s = 2(B - \beta) < -2\beta$, we also have

$$\begin{aligned} (A.18) \quad \frac{\partial}{\partial \beta} p_2(\beta, s) &= 4\beta^3 + 3\beta^2 \sin s - \frac{1}{2} (5 \cos^2 s + 14 \cos s + 6) \beta + \frac{\sin s}{4} (2 \cos s + 5), \\ &< -\frac{\beta}{2} (5 \cos^2 s + 16 \cos s + 11) = -\frac{\beta}{2} (5 \cos s + 11)(\cos s + 1) < 0. \end{aligned}$$

From (A.17) and (A.18), we conclude that both $p_2(\beta, s)$ and $q_2(\beta, s)$ are decreasing with respect to β .

Now, we consider the following two cases: (I) $3\pi/2 \leq s < 2\pi - s_0$ and (II) $\pi + s_0 < s < 3\pi/2$.

(I) The case where $3\pi/2 \leq s < 2\pi - s_0$. Note that $\cos s \geq 0$ in this case.

Since $q_2(\beta, s)$ is decreasing with respect to β , and $\cos s \geq 0$, we have

$$\begin{aligned} q_2(\beta, s) &> q_2(1/2, s) \\ &= \frac{1}{8} (\cos^3 s + 12 \cos^2 s + 26 \cos s + 2 \cos s \sin s + 4 \sin s + 4) \\ &\geq \frac{1}{8} (\cos^3 s + 12 \cos^2 s + 2 \cos s (13 + \sin s)) \geq 0. \end{aligned}$$

Since $\sqrt{1/4 - \beta^2}$ is also positive and decreasing, we conclude that $q_2(\beta, s) \sqrt{1/4 - \beta^2}$ is decreasing with respect to β . Therefore $\check{\lambda}(\beta, s)$ is decreasing with respect to β in this case. Since $\beta < -(\sin s)/2$ and $\cos s \geq 0$, we have

$$\begin{aligned} \check{\lambda}(\beta, s) &> \check{\lambda}(-(\sin s)/2, s) \\ &= p_2(-(\sin s)/2, s) + q_2(-(\sin s)/2, s)(\cos s)/2 \\ &= \frac{\cos^2 s}{2} (\cos s + 2)(\cos s + 3) \geq 0. \end{aligned}$$

Therefore $\check{\lambda}(\beta, s) > 0$ if $3\pi/2 \leq s < 2\pi - s_0$.

(II) The case where $\pi + s_0 < s < 3\pi/2$. Note that $\cos s < 0$ in this case.

Mathematica calculates

$$\check{\lambda}(\beta, s) \times \left(\frac{\sqrt{1 - 4\beta^2} - \cos s}{B} \right)^2 = \tilde{p}_2(\beta, s) + \tilde{q}_2(\beta, 2) \sqrt{1 - 4\beta^2}$$

with

$$\tilde{p}_2(\beta, s) := -4\beta^4 + \beta^2 (3 \cos^2 s + 6 \cos s + 8) - 4\beta \sin s (\cos s + 3)$$

$$-\frac{1}{4}(2\cos^3 s + 9\cos^2 s - 2\cos s - 17),$$

$$\tilde{q}_2(\beta, s) := -\beta^2(\cos s - 4) - 2\beta \sin s(\cos s + 3) - \frac{1}{4}(\cos^3 s + 8\cos^2 s + 7\cos s - 8).$$

Since both $\sin s(\cos s + 3)$ and $2\cos^3 s + 9\cos^2 s - 2\cos s - 17$ are clearly negative, we have

$$\tilde{p}_2(\beta, s) > -4\beta^4 + \beta^2(3\cos^2 s + 6\cos s + 8) = \beta^2(3(\cos s + 1)^2 + 5 - 4\beta^2) > 0.$$

Since we have $\cos s - 4 < 0$ and $\sin s(\cos s + 3) < 0$, we also have

$$\tilde{q}_2(\beta, s) > -\frac{1}{4}(\cos^3 s + 8\cos^2 s + 7\cos s - 8) > -\frac{1}{4}(8\cos^2 s - 8) > 0,$$

where the second inequality follows since $\cos s < 0$.

Since $\sqrt{1 - 4\beta^2} - \cos s > 0$, this shows that $\tilde{\lambda}(\beta, s) > 0$ in this case.

Therefore we finally conclude that $\tilde{\lambda}(\beta, s) > 0$ when $\pi + s_0 < s < 3\pi/2$, which completes the proof of the lemma. \square

Lemma A.10 (Subcase iii-4). *If $0 < \beta < 1/2$, $1/2 < \alpha < 1$, $(\alpha - 1)^2 + \beta^2 \geq 1/4$, and $B < 0$, then we have $\hat{\lambda}(\alpha, \beta, s) > 0$. Note that $(A, B) \neq (1, 0)$ in this case.*

Proof. First of all, note that $\alpha < 1 - \sqrt{1/4 - \beta^2}$ since $\alpha < 1$ and $0 < \beta < 1/2$. Note also that $\pi + s_0 < s < 2\pi - s_0$ from Remark A.6.

We will show that $\frac{\partial \hat{\lambda}}{\partial \alpha}(\alpha, \beta, s) < 0$.

Since we have

$$\frac{\partial^3 \hat{\lambda}}{\partial \alpha^3}(\alpha, \beta, s) = 12A + 6\alpha + 6A = 24\alpha + 9\cos s > 0$$

from (A.15), the function $\frac{\partial \hat{\lambda}}{\partial \alpha}(\alpha, \beta, s)$ of α is convex down in the closed interval $[1/2, 1 - \sqrt{1/4 - \beta^2}]$. It means that $\frac{\partial \hat{\lambda}}{\partial \alpha}(\alpha, \beta, s)$ is less than or equal to $\max \left\{ \frac{\partial \hat{\lambda}}{\partial \alpha}(1/2, \beta, s), \frac{\partial \hat{\lambda}}{\partial \alpha}(1 - \sqrt{1/4 - \beta^2}, \beta, s) \right\}$. So, it suffices to show that both $\frac{\partial \hat{\lambda}}{\partial \alpha}(1/2, \beta, s)$ and $\frac{\partial \hat{\lambda}}{\partial \alpha}(1 - \sqrt{1/4 - \beta^2}, \beta, s)$ are negative.

From (A.14), we have

$$\begin{aligned} & \frac{\partial \hat{\lambda}}{\partial \alpha}(1/2, \beta, s) \\ &= (\cos s + 1) \left(\beta + \frac{\sin s}{4} \right)^2 + \frac{1}{16} (3\cos^3 s + 13\cos^2 s - 7\cos s - 25), \end{aligned}$$

which is convex down with respect to β . Since $0 < \beta < 1/2$, it is less than

$$\begin{aligned} & \max \left\{ \frac{\partial \hat{\lambda}}{\partial \alpha}(1/2, 0, s), \frac{\partial \hat{\lambda}}{\partial \alpha}(1/2, 1/2, s) \right\} \\ &= \frac{1}{8} \max \{ \cos^3 s + 6\cos^2 s - 3\cos s - 12, \\ & \quad \cos^3 s + 6\cos^2 s - \cos s + \sin(2s) + 2\sin s - 10 \} \\ & < 0, \end{aligned}$$

where the inequality follows since $\cos^3 s + 6\cos^2 s - 3\cos s - 12$ is clearly negative, and $\cos^3 s + 6\cos^2 s - \cos s + \sin(2s) + 2\sin s - 10 < 1 + 6 + 1 + 1 + 2\sin s - 10 < 0$ from $\sin s < 0$ (see Remark A.6).

Next, we show that $\frac{\partial \hat{\lambda}}{\partial \alpha}(1 - \sqrt{1/4 - \beta^2}, \beta, s) < 0$. We write

$$\frac{\partial \hat{\lambda}}{\partial \alpha}(1 - \sqrt{1/4 - \beta^2}, \beta, s) = p_3(\beta, s) + q_3(\beta, s)\sqrt{1/4 - \beta^2}$$

with

$$\begin{aligned} p_3(\beta, s) &:= -\frac{1}{2}(7 \cos s + 20)\beta^2 + \frac{1}{2} \sin s(\cos s + 2)\beta \\ &\quad + \frac{1}{8}(\cos^3 s + 12 \cos^2 s + 33 \cos s + 24), \\ q_3(\beta, s) &:= 2\beta^2 - \beta \sin s - \frac{1}{2}(3 \cos^2 s + 18 \cos s + 18) \end{aligned}$$

from (A.14).

Since $\sin s = 2B - 2\beta < -2\beta$, we have $\frac{\partial q_3}{\partial s}(\beta, s) = -\beta \cos s + 3 \sin s(\cos s + 3) < -\beta(7 \cos s + 18) < 0$, and so $q_3(\beta, s)$ is decreasing with respect to s . Since $s > \pi + s_0$, it follows that

$$q_3(\beta, s) < q_3(\beta, \pi + s_0) = 9\sqrt{1 - 4\beta^2} + 10\beta^2 - \frac{21}{2}.$$

Since $|\beta| < 1/2$, we see that $10\beta^2 - 21/2 < 0$ and $1 - 4\beta^2 > 0$. Since we calculate

$$(10\beta^2 - 21/2)^2 - \left(9\sqrt{1 - 4\beta^2}\right)^2 = 100\beta^4 + 114\beta^2 + 117/4 > 0,$$

we conclude that $q_3(\beta, s) < 0$, and so we have $q_3(\beta)\sqrt{1/4 - \beta^2} < 0$.

Note that if we can prove that $\left(q_3(\beta)\sqrt{1/4 - \beta^2}\right)^2 > (p_3(\beta, s))^2$, then we will have $\frac{\partial \hat{\lambda}}{\partial \alpha}(1 - \sqrt{1/4 - \beta^2}, \beta, s) = p_3(\beta, s) + q_3(\beta, s)\sqrt{1/4 - \beta^2} < 0$. So we will show that $r_3(\beta, s) := (q_3(\beta, s))^2(1/4 - \beta^2) - (p_3(\beta, s))^2 > 0$.

By Mathematica, we calculate

$$\begin{aligned} r_3(\beta, s) &= -4\beta^6 + 4\beta^5 \sin s - \frac{\beta^4}{4}(21 \cos^2 s + 136 \cos s + 256) \\ &\quad + \frac{\beta^3}{2} \sin s(\cos^2 s - 2 \cos s + 2) \\ &\quad - \frac{\beta^2}{8}(9 \cos^4 s + 104 \cos^3 s + 401 \cos^2 s + 548 \cos s + 246) \\ &\quad - \frac{\beta}{8} \sin s(\cos^4 s + 14 \cos^3 s + 51 \cos^2 s + 54 \cos s + 12) \\ &\quad - \frac{1}{64}(\cos^6 s + 24 \cos^5 s + 174 \cos^4 s + 408 \cos^3 s - 63 \cos^2 s \\ &\quad - 1008 \cos s - 720), \end{aligned}$$

and

$$\begin{aligned} \frac{\partial^2 r_3}{\partial \beta^2}(\beta, s) &= -120\beta^4 + 80\beta^3 \sin s - 3\beta^2(21 \cos^2 s + 136 \cos s + 256) \\ &\quad + 3\beta \sin s(\cos^2 s - 2 \cos s + 2) \\ &\quad - \frac{1}{4}(9 \cos^4 s + 104 \cos^3 s + 401 \cos^2 s + 548 \cos s + 246). \end{aligned}$$

Since we have $21 \cos^2 s + 136 \cos s + 256 > -136 + 256 > 0$, $\cos^2 s - 2 \cos s + 2 = (\cos^2 s - 1)^2 + 1 > 0$, and $9 \cos^4 s + 104 \cos^3 s + 401 \cos^2 s + 548 \cos s + 246 = v_2(\cos s) > 0$ from Lemma B.7, we conclude that $\frac{\partial^2 r_3}{\partial \beta^2}(\beta, s) < 0$ when $\pi + s_0 < s < 2\pi - s_0$ and $\beta > 0$. So the function $r_3(\beta, s)$ is convex upward with respect to

β . As a result, we have $r_3(\beta, s) > \min \{r_3(0, s), r_3(-(\sin s)/2, s)\}$ since $0 < \beta = B - (\sin s)/2 < -(\sin s)/2$. Now, we have

$$r_3(0, s) = -\frac{1}{64}(\cos^6 s + 24 \cos^5 s + 174 \cos^4 s + 408 \cos^3 s - 63 \cos^2 s - 1008 \cos s - 720),$$

$$r_3\left(-\frac{\sin s}{2}, s\right) = \frac{1}{2} \cos^2 s (5 \cos^2 s + 18 \cos s + 14).$$

From Lemma B.7, $r_3(0, s) = -v_1(\cos s)/64 > 0$. Since $5x^2 + 18x + 14 = 5(x + 9/5)^2 - 11/5$, the function $5x^2 + 18x + 14$ for $|x| < 1$ is greater than its value at $x = -1$, which is 1. So we conclude that $r_3(-(\sin s)/2, s) > 0$, which proves $r_3(\beta, s) > 0$. Therefore the inequality $\frac{\partial \hat{\lambda}}{\partial \alpha}(1 - \sqrt{1/4 - \beta^2}, \beta, s) < 0$ holds.

As a result, we see that $\hat{\lambda}(\alpha, \beta, s)$ is decreasing with respect to α , and from $\alpha < 1 - \sqrt{1/4 - \beta^2}$, we have

$$\hat{\lambda}(\alpha, \beta, s) \geq \hat{\lambda}\left(1 - \sqrt{1/4 - \beta^2}, \beta, s\right).$$

We define $p_4(\beta, s)$ and $q_4(\beta, s)$ so that

$$\hat{\lambda}\left(1 - \sqrt{1/4 - \beta^2}, \beta, s\right) = p_4(\beta, s) + q_4(\beta, s)\sqrt{1/4 - \beta^2},$$

that is, we put

$$\begin{aligned} p_4(\beta, s) &:= \beta^4 + \beta^3 \sin s - \frac{\beta^2}{4}(5 \cos^2 s + 14 \cos s + 6) + \frac{\beta}{4} \sin s (2 \cos s + 5) \\ &\quad + \frac{1}{16}(2 \cos^3 s + 11 \cos^2 s + 18 \cos s + 17), \\ q_4(\beta, s) &:= \frac{\beta^2}{2}(\cos s + 4) - \frac{\beta}{2} \sin s (\cos s + 2) - \frac{1}{8}(\cos^3 s + 12 \cos^2 s + 27 \cos s + 8). \end{aligned}$$

We will show that $p_4(\beta, s) > 0$. To do that we calculate

$$\frac{\partial p_4}{\partial \beta}(\beta, s) = 4\beta^3 + 3\beta^2 \sin s - \frac{\beta}{2}(5 \cos^2 s + 14 \cos s + 6) + \frac{1}{4} \sin s (2 \cos s + 5).$$

Since $\beta < -(\sin s)/2$ and $\sin s < 0$, we have $4\beta^3 + 3\beta^2 \sin s = \beta^2(4\beta + 3 \sin s) < \beta^2 \sin s < 0$. Since $2 \cos s + 5 > 0$ and $\sin s < -2\beta$, we also have

$$\begin{aligned} & -\frac{\beta}{2}(5 \cos^2 s + 14 \cos s + 6) + \frac{1}{4} \sin s (2 \cos s + 5) \\ & < -\frac{\beta}{2}(5 \cos^2 s + 16 \cos s + 11) < 0, \end{aligned}$$

where the last inequality follows since the quadratic function $5x^2 + 16x + 11 = 5(x + 8/5)^2 - 9/5$ is increasing for $|x| < 1$ and equals 0 when $x = -1$. Therefore we conclude that $\frac{\partial}{\partial \beta} p_4(\beta, s) < 0$ for $0 < \beta < -(\sin s)/2$, and so we have

$$p_4(\beta, s) > p_4(-(\sin s)/2, s) = \frac{1}{4} \cos^2 s (\cos s + 2)(\cos s + 3) \geq 0.$$

Now, we will show that $p_4(\beta, s)^2 - \left(q_4(\beta, s)\sqrt{1/4 - \beta^2}\right)^2 > 0$. Note that this implies $\hat{\lambda}(1 - \sqrt{1/4 - \beta^2}, \beta, s) > 0$ since $p_4(\beta, s) > 0$.

Thanks to Mathematica, we have

$$\begin{aligned} & \frac{\beta - (\sin s)/2}{B} \left(p_4(\beta, s)^2 - \left(q_4(\beta, s)\sqrt{1/4 - \beta^2} \right)^2 \right) \\ & = 2B\beta^7 + r_4(\beta, s), \end{aligned}$$

where, we put

$$\begin{aligned}
& r_4(\beta, s) \\
& := -\beta^8 - \frac{\beta^6}{4}(7\cos^2 s + 20\cos s - 2) - \frac{\beta^5}{4}\sin s(2\cos^2 s + 16\cos s + 23) \\
& \quad - \frac{\beta^4}{16}(9\cos^4 s + 24\cos^3 s - 21\cos^2 s - 100\cos s - 128) \\
& \quad - \frac{\beta^3}{16}\sin s(3\cos^4 s + 16\cos^3 s + 28\cos^2 s + 40\cos s + 65) \\
& \quad - \frac{\beta^2}{64}(\cos^6 s + 4\cos^5 s - 8\cos^4 s - 64\cos^3 s - 123\cos^2 s - 100\cos s - 94) \\
& \quad - \frac{\beta}{64}\sin s(9\cos^4 s + 56\cos^3 s + 78\cos^2 s - 56\cos s - 87) \\
& \quad - \frac{1}{256}(\cos s - 3)(\cos s - 1)(\cos s + 1)(\cos s + 3)(\cos s + 5)(3\cos s + 5).
\end{aligned}$$

Since $\beta - (\sin s)/2 < 0$ from $0 < \beta < -(\sin s)/2$, and $2B\beta^7 < 0$, we conclude that $p_4(\beta, s)^2 - \left(q_4(\beta, s)\sqrt{1/4 - \beta^2}\right)^2 > 0$ if we can prove $r_4(\beta, s) < 0$.

We have

$$\begin{aligned}
& \frac{\partial^2 r_4}{\partial \beta^2}(\beta, s) \\
& = -56\beta^6 - \frac{15\beta^4}{2}(7\cos^2 s + 20\cos s - 2) - 5\beta^3\sin s(2\cos^2 s + 16\cos s + 23) \\
& \quad - \frac{3\beta^2}{4}(9\cos^4 s + 24\cos^3 s - 21\cos^2 s - 100\cos s - 128) \\
& \quad - \frac{3\beta}{8}\sin s(3\cos^4 s + 16\cos^3 s + 28\cos^2 s + 40\cos s + 65) \\
& \quad - \frac{1}{32}(\cos^6 s + 4\cos^5 s - 8\cos^4 s - 64\cos^3 s - 123\cos^2 s - 100\cos s - 94).
\end{aligned}$$

Since $2\cos^2 s + 16\cos s + 23 = 2(\cos s + 4)^2 - 9 > 0$ and $-\sin s > 2\beta > 0$, we have

$$\begin{aligned}
& -56\beta^6 - \frac{15\beta^4}{2}(7\cos^2 s + 20\cos s - 2) - 5\beta^3\sin s(2\cos^2 s + 16\cos s + 23) \\
& > -\beta^4 \left(56\beta^2 + \frac{15}{2}(7\cos^2 s + 20\cos s - 2) - 10(2\cos^2 s + 16\cos s + 23) \right) \\
& = -\beta^4 \left(56\beta^2 + \frac{5}{2}(13\cos^2 s - 4\cos s - 98) \right) > -\beta^4 \left(14 - \frac{405}{2} \right) > 0
\end{aligned}$$

since $0 < \beta < 1/2$, where we use $13\cos^2 s - 4\cos s - 98 < -81$ because $13x^2 - 4x - 98$ is convex and equals -89 when $x = 1$ and -81 when $x = -1$.

From Lemma B.7, we see that the last three terms in $\frac{\partial^2 r_4}{\partial \beta^2}(\beta, s)$ are all positive, proving that $\frac{\partial^2 r_4}{\partial \beta^2}(\beta, s) > 0$ for $0 < \beta < 1/2$ and $\pi + s_0 < s < 2\pi - s_0$.

Therefore the function $r_4(\beta, s)$ is convex down with respect to β for $0 < \beta < -(\sin s)/2$. Since we have

$$\begin{aligned}
& r_4(0, s) \\
& = -\frac{1}{256}(\cos s - 3)(\cos s - 1)(\cos s + 1)(\cos s + 3)(\cos s + 5)(3\cos s + 5) < 0,
\end{aligned}$$

and

$$r_4\left(-\frac{\sin s}{2}, s\right) = 0,$$

we conclude that $r_4(\beta, s) < 0$.

The proof is now complete. \square

APPENDIX B. TECHNICAL LEMMAS

In this appendix, we prove several lemmas used in the paper.

Lemma B.1. *The integral $\int_{\widehat{\mathbb{R}}} \frac{e^{(2z-1)t}}{t \sinh t \sinh(\gamma t/N)} dt$ converges if $-\frac{\operatorname{Re} \gamma}{2N} < \operatorname{Re} z < \frac{\operatorname{Re} \gamma}{2N} + 1$.*

Proof. The proof is the same as that of [15, Lemma 2.2].

Since $\operatorname{Re} \gamma/N = b/N > 0$, we have $\sinh(\gamma t/N) \underset{t \rightarrow \infty}{\sim} \frac{1}{2} \exp(\gamma t/N)$ and $\sinh(\gamma t/N) \underset{t \rightarrow -\infty}{\sim} -\frac{1}{2} \exp(\gamma t/N)$. So we conclude

$$\begin{aligned} \frac{e^{(2z-1)t}}{t \sinh t \sinh(\gamma t/N)} &\underset{t \rightarrow \infty}{\sim} \frac{4}{t} \exp((2z - 2 - \gamma/N)t), \\ \frac{e^{(2z-1)t}}{t \sinh t \sinh(\gamma t/N)} &\underset{t \rightarrow -\infty}{\sim} \frac{4}{t} \exp((2z + \gamma/N)t). \end{aligned}$$

Therefore the integral converges if $\operatorname{Re}(2z - 2 - \gamma/N) < 0$ and $\operatorname{Re}(2z + \gamma/N) > 0$, that is, if $-\operatorname{Re}(\gamma/(2N)) < \operatorname{Re} z < \operatorname{Re}(\gamma/(2N)) + 1$. This completes the proof. \square

Lemma B.2. *If $\xi \in \Xi \cap \operatorname{Cl}(\Omega) = \{\xi \in \mathbb{C} \mid a > 0, 0 < b < \pi/2, \cosh a \cos b > 1/2, \cosh a - \cos b \leq 1/2\}$, then $\operatorname{Re} F(\sigma) < 0$. See (1.6) for the definition of Ω .*

Remark B.3. If $\cosh a - \cos b \leq 1/2$, then $\cosh a \cos b \geq \cosh a(\cosh a - 1/2) > 1/2$. Therefore we have

$$\Xi \cap \operatorname{Cl}(\Omega) = \{\xi \in \mathbb{C} \mid a > 0, 0 < b < \pi/2, \cosh a - \cos b \leq 1/2\}.$$

Put $\tilde{S}(\xi) := a \operatorname{Re} S(\xi) + b \operatorname{Im} S(\xi)$. From $F(\sigma) = S(\xi)/\xi$, we have $\operatorname{Re} F(\sigma) = \frac{1}{|\xi|^2} S(\xi)(a - b\sqrt{-1}) = \frac{1}{|\xi|^2} \tilde{S}(\xi)$. So, it is enough to show that $\tilde{S}(\xi) < 0$ if $\xi \in \Xi \cap \operatorname{Cl}(\Omega)$.

We split the proof into two sublemmas; Sublemma B.4 and Sublemma B.5. Recall that we are putting $a := \operatorname{Re} \xi$ and $b := \operatorname{Im} \xi$.

Sublemma B.4. *If $\xi \in \Gamma$, that is, if $a > 0, 0 < b < \pi/2$, and $\cosh a \cos b > 1/2$, then the function $\tilde{S}(\xi)$ is monotonically increasing with respect to a .*

Sublemma B.5. *Suppose that $\xi \in \Gamma$. If ξ is on the curve $a = \operatorname{arcosh}(\cos b + 1/2)$, then $\tilde{S}(\xi) < 0$.*

Proof of Lemma B.2 assuming Sublemmas B.4 and B.5. We will show that if $\xi \in \Xi \cap \operatorname{Cl}(\Omega)$, then $\tilde{S}(\xi) < 0$.

From Sublemma B.4, the region $\{\xi \in \mathbb{C} \mid \tilde{S}(\xi) < 0\} \cap \Gamma$ is on the left of the curve $\{\xi \in \mathbb{C} \mid \tilde{S}(\xi) = 0\} \cap \Gamma$.

Since $\cosh a - \cos b \leq 1/2$, we have $\cos b \geq 1/2$, which implies that $b \leq \pi/3$. So the region $\Xi \cap \operatorname{Cl}(\Omega)$ can be expressed as

$$\{a + b\sqrt{-1} \in \mathbb{C} \mid a > 0, 0 < b < \pi/3, \cosh a \cos b > 1/2, a \leq \operatorname{arcosh}(\cos b + 1/2)\},$$

which is on the left of the curve $a = \operatorname{arcosh}(\cos b + 1/2)$ in the ab -plane.

Since from Sublemma B.4 the curve above is on the left of the curve $\tilde{S}(\xi) = 0$, we conclude that $\Xi \cap \operatorname{Cl}(\Omega)$ is in the region $\{\xi \in \mathbb{C} \mid \tilde{S}(\xi) < 0\} \cap \Gamma$, and the lemma follows. \square

Now we prove the sublemmas.

Proof of sublemma B.4. We will show that

$$(B.1) \quad \frac{\partial}{\partial a} \tilde{S}(\xi) = \operatorname{Re} S(\xi) + a \frac{\partial}{\partial a} \operatorname{Re} S(\xi) + b \frac{\partial}{\partial a} \operatorname{Im} S(\xi) > 0.$$

From (6.4), we have

$$(B.2) \quad \begin{aligned} \frac{\partial}{\partial a} \operatorname{Re} S(\xi) &= 2 \log \left| e^{(\xi+\varphi)/2} - e^{-(\xi+\varphi)/2} \right|, \\ \frac{\partial}{\partial a} \operatorname{Im} S(\xi) &= 2 \arg \left(e^{(\xi+\varphi)/2} - e^{-(\xi+\varphi)/2} \right). \end{aligned}$$

In the following, we will show (i) $\frac{\partial}{\partial a} \operatorname{Re} S(\xi) > 0$ and (ii) $\operatorname{Re} S(\xi) + b \frac{\partial}{\partial a} \operatorname{Im} S(\xi)$ to prove the inequality in (B.1).

$$(i) \quad \frac{\partial}{\partial a} \operatorname{Re} S(\xi) > 0.$$

We first show the inequality $\cosh(a+c) - \cos(b+d) > 1/2$, where we put $a := \operatorname{Re} \xi$, $b := \operatorname{Im} \xi$, $c := \operatorname{Re} \varphi$, and $d := \operatorname{Im} \varphi$ as usual. We calculate

$$(B.3) \quad \begin{aligned} \cosh(a+c) - \cos(b+d) &= \cosh a \cosh c + \sinh a \sinh c - \cos b \cos d + \sin b \sin d \\ &> \cosh a \cosh c - \cos b \cos d, \end{aligned}$$

since $a > 0$, $c > 0$, $0 < b < \pi/2$, and $0 < d < \pi/2$ from Lemma 3.1.

Since $\alpha = \cosh a \cos b$ and $\beta = \sinh a \sin b$ from (1.8) and (1.9), we have $\left(\frac{\alpha}{\cos b}\right)^2 - \left(\frac{\beta}{\sin b}\right)^2 = 1$, which implies that $\cos^2 b$ satisfies the equation

$$(B.4) \quad x^2 - (\alpha^2 + \beta^2 + 1)x + \alpha^2 = 0.$$

Similarly, from $\left(\frac{\alpha}{\cosh a}\right)^2 + \left(\frac{\beta}{\sinh a}\right)^2 = 1$, we conclude that $\cosh a$ also satisfies (B.4). Therefore we obtain

$$\begin{aligned} \cos^2 b &= \frac{\alpha^2 + \beta^2 + 1 - \sqrt{(\alpha^2 + \beta^2 + 1)^2 - 4\alpha^2}}{2} \\ &= \frac{\alpha^2 + \beta^2 + 1 - \sqrt{((\alpha-1)^2 + \beta^2)((\alpha+1)^2 + \beta^2)}}{2}, \\ \cosh^2 a &= \frac{\alpha^2 + \beta^2 + 1 + \sqrt{((\alpha-1)^2 + \beta^2)((\alpha+1)^2 + \beta^2)}}{2}, \end{aligned}$$

because $\cosh^2 a > 1 > \cos^2 b$.

Similarly, from (3.3) and (3.4) we have $\left(\frac{\alpha-1/2}{\cos d}\right)^2 - \left(\frac{\beta}{\sin d}\right)^2 = 1$ and $\left(\frac{\alpha-1/2}{\cosh c}\right)^2 + \left(\frac{\beta}{\sinh c}\right)^2 = 1$. So $\cos^2 d$ and $\cosh^2 c$ both satisfy the equation $x^2 - ((\alpha-1/2)^2 + \beta^2 + 1)x + (\alpha-1/2)^2 = 0$, from which we have

$$\begin{aligned} \cos^2 d &= \frac{(\alpha-1/2)^2 + \beta^2 + 1 - \sqrt{((\alpha-1/2)^2 + \beta^2 + 1)^2 - 4(\alpha-1/2)^2}}{2} \\ &= \frac{(\alpha-1/2)^2 + \beta^2 + 1 - \sqrt{((\alpha-3/2)^2 + \beta^2)((\alpha+1/2)^2 + \beta^2)}}{2} \\ \cosh^2 c &= \frac{(\alpha-1/2)^2 + \beta^2 + 1 + \sqrt{((\alpha-3/2)^2 + \beta^2)((\alpha+1/2)^2 + \beta^2)}}{2}, \end{aligned}$$

by the same reason as above.

It is clear that $\cosh a$ and $\cosh c$ are monotonically increasing with respect to $\beta > 0$. Since we have

$$\begin{aligned}\frac{\partial}{\partial \beta} \cos^2 b &= \beta \left(1 - \frac{\alpha^2 + \beta^2 + 1}{\sqrt{(\alpha^2 + \beta^2 + 1)^2 - 4\alpha^2}} \right) < 0, \\ \frac{\partial}{\partial \beta} \cos^2 d &= \beta \left(1 - \frac{(\alpha - 1/2)^2 + \beta^2 + 1}{\sqrt{((\alpha - 1/2)^2 + \beta^2 + 1)^2 - 4\alpha^2}} \right) < 0,\end{aligned}$$

we see that both $\cos^2 b$ and $\cos^2 d$ are monotonically decreasing with respect to $\beta > 0$.

Thus we conclude that $\cosh a \cosh c - \cos b \cos d$ is monotonically increasing with respect to $\beta > 0$, and so from (B.3) we have

$$\begin{aligned}& \cosh(a + c) - \cos(b + d) \\& > \cosh a \cosh c - \cos b \cos d \Big|_{\beta=0} \\& = \sqrt{\frac{\alpha^2 + 1 + |(\alpha - 1)(\alpha + 1)|}{2}} \sqrt{\frac{(\alpha - 1/2)^2 + 1 + |(\alpha - 3/2)(\alpha + 1/2)|}{2}} \\& \quad - \sqrt{\frac{\alpha^2 + 1 - |(\alpha - 1)(\alpha + 1)|}{2}} \sqrt{\frac{(\alpha - 1/2)^2 + 1 - |(\alpha - 3/2)(\alpha + 1/2)|}{2}} \\& = \begin{cases} -\alpha^2 + \alpha/2 + 1 & (1/2 < \alpha \leq 1), \\ 1/2 & (1 < \alpha \leq 3/2), \\ \alpha^2 - \alpha/2 - 1 & (\alpha > 3/2). \end{cases}\end{aligned}$$

It follows that $\cosh(a + c) - \cos(b + d) > 1/2$.

Next, we will show that if w satisfies the inequality $\cosh \operatorname{Re} w - \cos \operatorname{Im} w > 1/2$, then $\log |e^{w/2} - e^{-w/2}| > 0$.

Writing $w := x + y\sqrt{-1}$, we have

$$\begin{aligned}2 \log |e^{w/2} - e^{-w/2}| &= \log (2 |\cosh w - 1|) \\&= \log \left(2 \sqrt{(\cosh x \cos y - 1)^2 + \sinh^2 x \sin^2 y} \right) \\&= \log (2 |\cosh x - \cos y|) > 0.\end{aligned}$$

Now, putting $w := \xi + \varphi$, from (B.2) we have

$$\frac{\partial}{\partial a} \operatorname{Re} S(\xi) > 0$$

as desired.

$$(ii) \operatorname{Re} S(\xi) + b \frac{\partial}{\partial a} \operatorname{Im} S(\xi) > 0.$$

Write $R(\xi) := \operatorname{Re} S(\xi) + b \frac{\partial}{\partial a} \operatorname{Im} S(\xi)$.

If $b = 0$ and $0 < a \leq \kappa := \operatorname{arcosh}(3/2)$, φ is purely imaginary from Remark 1.4 (see also [15, Lemma 4.2]). Therefore from (1.4), we have $\operatorname{Re} S(a) = \operatorname{Re} \operatorname{Li}_2(e^{-a-\varphi}) - \operatorname{Re} \operatorname{Li}_2(e^{-a+\varphi}) = \operatorname{Re} (\operatorname{Li}_2(e^{-a-\varphi}) - \overline{\operatorname{Li}_2(e^{-a-\varphi})}) = 0$, where \overline{w} is the complex conjugate of w . From [19, P. 186] we know that $S(a)$ is real and positive when $a > \kappa$.

So we conclude that $R(\xi) \geq 0$ if $b = 0$. Thus, if we could prove that $\frac{\partial}{\partial b} \operatorname{Re} R(\xi) > 0$, we would conclude that $R(\xi) > 0$ for $a > 0$, $0 < b < \pi/2$.

Now, we have

$$\begin{aligned}\frac{\partial}{\partial b} R(\xi) &= \frac{\partial}{\partial b} \operatorname{Re} S(\xi) + \frac{\partial}{\partial a} \operatorname{Im} S(\xi) + b \frac{\partial^2}{\partial a \partial b} \operatorname{Im} S(\xi) \\ &= b \frac{\partial^2}{\partial a^2} \operatorname{Re} S(\xi),\end{aligned}$$

where the second equality follows from the Cauchy–Riemann equations: $\frac{\partial}{\partial a} \operatorname{Re} S(\xi) = \frac{\partial}{\partial b} \operatorname{Im} S(\xi)$ and $\frac{\partial}{\partial a} \operatorname{Im} S(\xi) = -\frac{\partial}{\partial b} \operatorname{Re} S(\xi)$.

We will show that $\frac{\partial^2}{\partial a^2} \operatorname{Re} S(\xi) > 0$.

From (6.4) we have

$$(B.5) \quad \frac{d^2}{d\xi^2} S(\xi) = (1 + \varphi') \coth((\xi + \varphi)/2),$$

where $\varphi' := \frac{d}{d\xi} \varphi$. From $\cosh \varphi = \cosh \xi - 1/2$, we obtain

$$\begin{aligned}(B.6) \quad \varphi' &= \frac{\sinh \xi}{\sinh \varphi} \\ &= \frac{(\sinh a \cos b + \sqrt{-1} \cosh a \sin b)(\sinh c \cos d - \sqrt{-1} \cosh c \sin d)}{|\sinh \varphi|^2} \\ &= \frac{\sinh a \sinh c \cos b \cos d + \cosh a \cosh c \sin b \sin d}{|\sinh \varphi|^2} \\ &\quad + \sqrt{-1} \frac{\cosh a \sinh c \sin b \cos d - \sinh a \cosh c \cos b \sin d}{|\sinh \varphi|^2}.\end{aligned}$$

From the half-angle formula, one has

$$(B.7) \quad \coth(z/2) = \frac{\cosh z + 1}{\sinh z},$$

which implies that

$$\begin{aligned}&\coth((x + y\sqrt{-1})/2) \\ &= \frac{\cosh(x + y\sqrt{-1}) + 1}{\sinh(x + y\sqrt{-1})} \\ &= \frac{(1 + \cosh x \cos y + \sqrt{-1} \sinh x \sin y)(\sinh x \cos y - \sqrt{-1} \cosh x \sin y)}{\sinh^2 x \cos^2 y + \cosh^2 x \sin^2 y} \\ &= \frac{\sin x - \sqrt{-1} \sin y}{\cosh x - \cos y}.\end{aligned}$$

So we have

$$(B.8) \quad \coth((\xi + \varphi)/2) = \frac{\sinh(a + c) - \sqrt{-1} \sin(b + d)}{\cosh(a + c) - \cos(b + d)}.$$

Note that the denominator is positive since $\cosh(a + c) > 1 > \cos(b + d)$.

Since we have $\operatorname{Re} \varphi' > 0$ from (B.6), and $\operatorname{Re} \coth((\xi + \varphi)/2) > 0$ from (B.8), (B.5) implies

$$\begin{aligned}
& \frac{\partial^2}{\partial a^2} \operatorname{Re} S(\xi) \\
&= \operatorname{Re} \coth((\xi + \varphi)/2) + \operatorname{Re} \coth((\xi + \varphi)/2) \times \operatorname{Re} \varphi' - \operatorname{Im} \coth((\xi + \varphi)/2) \times \operatorname{Im} \varphi' \\
&> \operatorname{Re} \coth((\xi + \varphi)/2) - \operatorname{Im} \coth((\xi + \varphi)/2) \times \operatorname{Im} \varphi' \\
&= \frac{\sinh(a+c) + \sin(b+d) \operatorname{Im} \varphi'}{\cosh(a+c) - \cos(b+d)} \\
&= \frac{1}{|\sinh \varphi|^2 (\cosh(a+c) - \cos(b+d))} \\
&\quad \times \left[\sinh(a+c) (\sinh^2 c \cos^2 d + \cosh^2 c \sin^2 d) \right. \\
&\quad \left. + \sin(b+d) (\cosh a \sinh c \sin b \cos d - \sinh a \cosh c \cos b \sin d) \right],
\end{aligned}$$

where we use (B.6) in the last equality. Now the expression in the square brackets is greater than

$$\begin{aligned}
& \sinh(a+c) \cosh^2 c \sin^2 d - \sin(b+d) \sinh a \cosh c \cos b \sin d \\
&= \cosh c \sin d (\sinh(a+c) \cosh c \sin d - \sin(b+d) \sinh a \cos b) \\
&\quad (\text{since } \cosh c > 1 \text{ and } \cos b < 1) \\
&> \cosh c \sin d (\sinh(a+c) \sin d - \sin(b+d) \sinh a) \\
&\quad (\text{since } \sinh(a+c) = \sinh a \cosh c + \cosh a \sinh c > \sinh a + \sinh c, \\
&\quad \text{and } \sin(b+d) = \sin b \cos d + \cos b \sin d < \sin b + \sin d) \\
&> \cosh c \sin d (\sinh a \sin d + \sinh c \sin d - \sin b \sinh a - \sin d \sinh a) \\
&= \cosh c \sin d (\sinh c \sin d - \sin b \sinh a) \\
&= 0,
\end{aligned}$$

where the last equality follows from (1.9) and (3.4). Therefore, we conclude that $\frac{\partial^2}{\partial a^2} \operatorname{Re} S(\xi) > 0$, and (ii) follows. \square

Proof of Sublemma B.4. Put $\kappa := \operatorname{arcosh}(3/2)$ as before. It is clear that $\operatorname{arcosh}(\cos b + 1/2) < \kappa$, which means that the curve $a = \operatorname{arcosh}(\cos b + 1/2)$ ($a > 0$, $0 < b < \pi/3$) is on the left of the line $a = \kappa$. So, it is enough to show that the vertical line segment $\kappa + b\sqrt{-1}$ ($0 < b < \pi/3$) is in the region $\{\xi \in \mathbb{C} \mid \operatorname{Re} F(\sigma) < 0\}$. Since $\operatorname{Re} F(\sigma) = \operatorname{Re} \left(\frac{S(\xi)}{\xi} \right) = \frac{1}{|\xi|^2} \operatorname{Re}(S(\xi)(a - b\sqrt{-1})) = \frac{1}{|\xi|^2} (a \operatorname{Re} S(\xi) + b \operatorname{Im} S(\xi))$, we will show that $Q(b) := \kappa Q_1(b) + Q_2(b) > 0$ for $0 < b < \pi/3$, where we put

$$\begin{aligned}
Q_1(b) &:= \operatorname{Re} S(\xi_b), \\
Q_2(b) &:= b \operatorname{Im} S(\xi_b),
\end{aligned}$$

and $\xi_b := \kappa + b\sqrt{-1}$. We calculate

$$\begin{aligned}
\text{(B.9)} \quad Q_1'(b) &= \frac{d}{db} \operatorname{Re} S(\xi_b), \\
Q_2'(b) &= \operatorname{Im} S(\xi_b) + b \frac{d}{db} \operatorname{Im} S(\xi_b), \\
Q_1''(b) &= \frac{d^2}{db^2} \operatorname{Re} S(\xi_b), \\
Q_2''(b) &= 2 \frac{d}{db} \operatorname{Im} S(\xi_b) + b \frac{d^2}{db^2} \operatorname{Im} S(\xi_b),
\end{aligned}$$

$$(B.10) \quad Q_1^{(3)}(b) = \frac{d^3}{db^3} \operatorname{Re} S(\xi_b),$$

$$(B.11) \quad Q_2^{(3)}(b) = 3 \frac{d^2}{db^2} \operatorname{Im} S(\xi_b) + b \frac{d^3}{db^3} \operatorname{Im} S(\xi_b).$$

We will show that both $Q_1^{(3)}(b)$ and $Q_2^{(3)}(b)$ are positive, which implies that $Q^{(3)}(b) > 0$.

We will calculate $\frac{d^k}{db^k} S(\xi_b)$ for $k = 1, 2, 3$. Since

$$\frac{d}{d\xi} S(\xi) = 2 \log(2 \sinh((\xi + \varphi)/2))$$

from (6.4) and $\varphi' = \frac{\sinh \xi}{\sinh \varphi}$ from (B.6), we have

$$\begin{aligned} & \frac{d^2}{d\xi^2} S(\xi) \\ &= 2 \frac{2 \cosh((\xi + \varphi)/2) \times ((1 + \varphi')/2)}{2 \sinh((\xi + \varphi)/2)} \\ &= \frac{\coth((\xi + \varphi)/2) (\sinh \xi + \sinh \varphi)}{\sinh \varphi} \\ &= \frac{(\cosh(\xi + \varphi) + 1) (\sinh \xi + \sinh \varphi)}{\sinh(\xi + \varphi) \sinh \varphi} \\ &= \frac{1}{\sinh(\xi + \varphi) \sinh \varphi} \\ & \quad \times (\cosh \xi \sinh \xi \cosh \varphi + \sinh^2 \xi \sinh \varphi \\ & \quad + \cosh \xi \cosh \varphi \sinh \varphi + \sinh \xi \sinh^2 \varphi + \sinh \xi + \sinh \varphi) \\ &= \frac{1}{\sinh(\xi + \varphi) \sinh \varphi} \\ & \quad \times (\cosh \xi \sinh \xi \cosh \varphi + \cosh^2 \xi \sinh \varphi + \cosh \xi \cosh \varphi \sinh \varphi + \sinh \xi \cosh^2 \varphi) \\ &= \frac{1}{\sinh(\xi + \varphi) \sinh \varphi} \\ & \quad \times (\cosh \xi (\sinh \xi \cosh \varphi + \cosh \xi \sinh \varphi) + \cosh \varphi (\cosh \xi \sinh \varphi + \sinh \xi \cosh \varphi)) \\ &= \frac{\cosh \xi + \cosh \varphi}{\sinh \varphi}, \end{aligned}$$

where we use (B.7) in the second equality. We also have

$$\begin{aligned} \frac{d^3}{d\xi^3} S(\xi) &= \frac{(\sinh \xi + \varphi' \sinh \varphi) \sinh \varphi - (\cosh \xi + \cosh \varphi) \varphi' \cosh \varphi}{\sinh^2 \varphi} \\ &= 2 \frac{\sinh \xi}{\sinh \varphi} - \frac{\sinh \xi \cosh \varphi (\cosh \xi + \cosh \varphi)}{\sinh^3 \varphi}. \end{aligned}$$

Putting $\varphi_b := \varphi|_{\xi=\xi_b}$, we have

$$\begin{aligned} \frac{d}{db} S(\xi_b) &= 2\sqrt{-1} \log \left(e^{(\xi_b + \varphi_b)/2} - e^{-(\xi_b + \varphi_b)/2} \right) \\ \frac{d^2}{db^2} S(\xi_b) &= - \frac{\cosh \xi_b + \cosh \varphi_b}{\sinh \varphi_b}, \\ \frac{d^3}{db^3} S(\xi_b) &= - \sqrt{-1} \left(2 \frac{\sinh \xi_b}{\sinh \varphi_b} - \frac{\sinh \xi_b \cosh \varphi_b (\cosh \xi_b + \cosh \varphi_b)}{\sinh^3 \varphi_b} \right) \end{aligned}$$

since $d\varphi_b/db = \sqrt{-1}$.

Therefore, we have

$$(B.12) \quad \frac{d^2}{db^2} \operatorname{Im} S(\xi_b) := -\operatorname{Im} \left(\frac{\cosh \xi_b + \cosh \varphi_b}{\sinh \varphi_b} \right),$$

$$(B.13) \quad \frac{d^3}{db^3} \operatorname{Re} S(\xi_b) := \operatorname{Im} \left(2 \frac{\sinh \xi_b}{\sinh \varphi_b} - \frac{\sinh \xi_b \cosh \varphi_b (\cosh \xi_b + \cosh \varphi_b)}{\sinh^3 \varphi_b} \right),$$

$$(B.14) \quad \frac{d^3}{db^3} \operatorname{Im} S(\xi_b) := -\operatorname{Re} \left(2 \frac{\sinh \xi_b}{\sinh \varphi_b} - \frac{\sinh \xi_b \cosh \varphi_b (\cosh \xi_b + \cosh \varphi_b)}{\sinh^3 \varphi_b} \right).$$

We put

$$\begin{aligned} X(\xi) &:= \frac{\sinh \xi}{\sinh \varphi}, \\ Y(\xi) &:= \frac{\cosh \varphi}{\sinh \varphi}, \\ Z(\xi) &:= \frac{\cosh \xi}{\sinh \varphi}, \\ W(\xi) &:= Y(\xi) + Z(\xi) \end{aligned}$$

so that

$$\begin{aligned} Q_1^{(3)}(b) &= 2 \operatorname{Im} X(\xi_b) - \operatorname{Im}(X(\xi_b)Y(\xi_b)W(\xi_b)), \\ Q_2^{(3)}(b) &= -3 \operatorname{Im} W(\xi_b) - b \left(2 \operatorname{Re} X(\xi_b) - \operatorname{Re}(X(\xi_b)Y(\xi_b)W(\xi_b)) \right) \end{aligned}$$

from (B.10), (B.11), (B.12), (B.13), and (B.14).

Since $\cosh \kappa = 3/2$, we have $\sinh \kappa = \sqrt{5}/2$. Putting $t := \tan(b/2)$, we have

$$\begin{aligned} \sin b &= \frac{2t}{1+t^2}, \\ \cos b &= \frac{1-t^2}{1+t^2}. \end{aligned}$$

from the tangent half-angle formula. From (3.3) and (3.4), we have

$$\begin{aligned} \cosh c \cos d &= \frac{3}{2} \times \frac{1-t^2}{1+t^2} - \frac{1}{2}, \\ \sinh c \sin d &= \frac{\sqrt{5}}{2} \times \frac{2t}{1+t^2}. \end{aligned}$$

So we have

$$\begin{aligned} \sinh c &= \frac{\sqrt{3t^4 - t^2 + t\sqrt{(t^4 + t^2 + 4)(9t^2 + 5)}}}{\sqrt{2}(t^2 + 1)}, \\ \cosh c &= \frac{\sqrt{5t^4 + 3t^2 + 2 + t\sqrt{(t^4 + t^2 + 4)(9t^2 + 5)}}}{\sqrt{2}(t^2 + 1)}, \\ \sin d &= \frac{\sqrt{-3t^4 + t^2 + t\sqrt{(t^4 + t^2 + 4)(9t^2 + 5)}}}{\sqrt{2}(t^2 + 1)}, \\ \cos d &= \frac{\sqrt{5t^4 + 3t^2 + 2 - t\sqrt{(t^4 + t^2 + 4)(9t^2 + 5)}}}{\sqrt{2}(t^2 + 1)}. \end{aligned}$$

Using

$$X(\xi) = \frac{\sinh(\kappa + b\sqrt{-1}) \sinh(c - d\sqrt{-1})}{|\sinh \varphi|^2},$$

$$Y(\xi) = \frac{\cosh(c + d\sqrt{-1}) \sinh(c - d\sqrt{-1})}{|\sinh \varphi|^2},$$

$$Z(\xi) = \frac{\cosh(\kappa + b\sqrt{-1}) \sin(c - d\sqrt{-1})}{|\sinh \varphi|^2},$$

Mathematical calculates

$$\begin{aligned} & Q_1^{(3)}(2 \arctan t) \\ &= \frac{\sqrt{5}(-2t^4 - 9t^2 + 5)}{2\sqrt{2}|\sinh \varphi(t)|^6 (t^2 + 1)^5} \left(\frac{t}{\sqrt{(9t^2 + 5)(t^4 + t^2 + 4)} - 3t^3 + 11t} \right)^{3/2} \\ & \quad \times \left(t(27t^8 - 108t^6 + 263t^4 + 650t^2 + 140) \right. \\ & \quad \left. + (-9t^6 + 43t^4 + 70t^2 + 10)\sqrt{(9t^2 + 5)(t^4 + t^2 + 4)} \right), \end{aligned}$$

and

$$\begin{aligned} & Q_2^{(3)}(2 \arctan t) \\ &= \frac{1}{\sqrt{2}(t^2 + 1)^6 |\sinh \varphi|^6} \left(\frac{t}{\sqrt{(9t^2 + 5)(t^4 + t^2 + 4)} - 3t^3 + 11t} \right)^{3/2} \\ & \quad \times (P_1(t) - (\arctan t)P_2(t)). \end{aligned}$$

with

$$\begin{aligned} P_1(t) &:= (9t^2 + 5)(t^4 + t^2 + 4) \left[3t^2(21t^4 - 52t^2 + 35)\sqrt{(9t^2 + 5)(t^4 + t^2 + 4)} \right. \\ & \quad \left. + 3t(-63t^8 + 107t^6 - 197t^4 + 115t^2 + 50) \right], \\ P_2(t) &:= (t^2 + 5)(t^2 + 1) \left[t(-117t^6 + 98t^4 + 422t^2 + 95)\sqrt{(9t^2 + 5)(t^4 + t^2 + 4)} \right. \\ & \quad \left. + 351t^{10} - 821t^8 + 532t^6 + 3467t^4 + 1015t^2 + 100 \right]. \end{aligned}$$

Note that $t^2 + 1$, $9t^2 + 5$, $t^4 + t^2 + 4$, and $\sqrt{(9t^2 + 5)(t^4 + t^2 + 4)}$ are clearly positive. Note also that Lemma B.8 shows that $-2t^4 - 9t^2 + 5$, $\sqrt{(9t^2 + 5)(t^4 + t^2 + 4)} - 3t^3 + 11t$, $27t^8 - 108t^6 + 263t^4 + 650t^2 + 140$, $-9t^6 + 43t^4 + 70t^2 + 10$, $21t^4 - 52t^2 + 35$, $-63t^8 + 107t^6 - 197t^4 + 115t^2 + 50$, $-117t^6 + 98t^4 + 422t^2 + 95$, and $351t^{10} - 821t^8 + 532t^6 + 3467t^4 + 1015t^2 + 100$ are all positive for $0 < t < 1/\sqrt{3}$.

It follows that both $P_1(t)$ and $P_2(t)$ are positive. Since $\arctan t < t$ for $t > 0$ we have

$$\begin{aligned} & P_1(t) - (\arctan t)P_2(t) \\ &> P_1(t) - tP_2(t) \\ &= t(-2052t^{14} - 1042t^{12} - 5935t^{10} + 1658t^8 - 36108t^6 - 19100t^4 + 7375t^2 + 2500) \\ & \quad + (684t^{10} + 82t^8 + 919t^6 - 6783t^4 - 1495t^2 + 1625)\sqrt{(9t^2 + 5)(t^4 + t^2 + 4)}. \end{aligned}$$

Since expressions in the brackets above are positive for $0 < t < 1/\sqrt{3}$ from Lemma B.9, we conclude that $P_1(t) - (\arctan t)P_2(t) > 0$.

This shows that $Q_1^{(3)}(b) > 0$ and $Q_2^{(3)}(b) > 0$ for $0 < b < \pi/3$, and we conclude that $Q^{(3)}(b) = \kappa Q_1^{(3)}(b) + Q_2^{(3)}(b) > 0$ for $0 < b < 1/\sqrt{3}$.

It follows that $Q''(b)$ is monotonically increasing for $0 < b < 1/\sqrt{3}$. By Mathematica, we have $Q''(0.1) = -1.84946 \dots < 0$ and $Q''(\pi/3) = 3.28977 \dots > 0$. So

there exists $0.1 < b_0 < \pi_1$ (in fact $b_0 = 0.208854\dots$ by Mathematica) such that $Q''(b_0) = 0$, $Q''(b) < 0$ for $0 < b < b_0$, and $Q''(b) > 0$ for $b_0 < b < \pi/3$.

Therefore we see that $Q'(b)$ is decreasing for $0 < b < b_0$ and increasing for $b_0 < b < \pi/3$. Since $\xi_b = \kappa$ and $\varphi_b = 0$ if $b = 0$, $S(\xi_b)$ vanishes when $b = 0$ from (1.4). So from (B.9) we conclude that $Q'(0) = 0$. We also have $Q'(\pi/3) = 1.28288\dots > 0$ by Mathematica. Therefore we see that there exists b_1 with $b_0 < b_1 < \pi/3$ such that $Q'(b_1) = 0$, $Q'(b) < 0$ for $0 < b < b_1$ and $Q'(b) > 0$ for $b_1 < b < \pi/3$. Note that $b_1 = 0.648548\dots$ by Mathematica.

So we conclude that $Q(b)$ is decreasing for $0 < b < b_1$, and increasing for $b_1 < b < \pi/3$. Since $Q(0) = 0$ and $Q(\pi/3) = -0.0762858\dots$ by Mathematica, we finally conclude that $Q(b) < 0$ for $0 < b < \pi/3$. \square

To prove Lemma 2.11, we prepare a lemma.

Lemma B.6. *Let $w \neq 1$ be a complex number with $|w| \leq 1$, and $\arg w$ be the argument of w with $-\pi < \arg w \leq \pi$.*

Then we have

$$(B.15) \quad (\arg w)/2 - \pi/2 \leq \arg(1 - w) < 0 \quad (\text{if } \operatorname{Im} w > 0),$$

$$(B.16) \quad 0 < \arg(1 - w) \leq (\arg w)/2 + \pi/2 \quad (\text{if } \operatorname{Im} w < 0),$$

$$(B.17) \quad \arg(1 - w) = 0 \quad (\text{if } \operatorname{Im} w = 0),$$

where the equality in (B.15) and that in (B.16) hold only when $|w| = 1$.

Proof. It is clear that if $w < 1$ is real, then $\arg(1 - w) = 0$. So we assume that $\operatorname{Im} w \neq 0$.

Consider the triangle $\triangle OAP$ in the complex plane with O the origin, $A : 1$, and $P : w \neq 1$ with $\operatorname{Im} w \neq 0$ and $\overline{OP} = |w| \leq 1$. Then from the left picture of Figure 14 we have

$$(B.18) \quad \begin{aligned} 0 &> \arg(1 - w) = -\angle OAP & (\text{if } \operatorname{Im} w > 0), \\ 0 &< \arg(1 - w) = \angle OAP & (\text{if } \operatorname{Im} w < 0) \end{aligned}$$

since $1 - w$ is presented by the vector \overrightarrow{PA} , and $\arg(1 - w)$ is the signed angle of \overrightarrow{PA} from the line l , where l is parallel to OA .

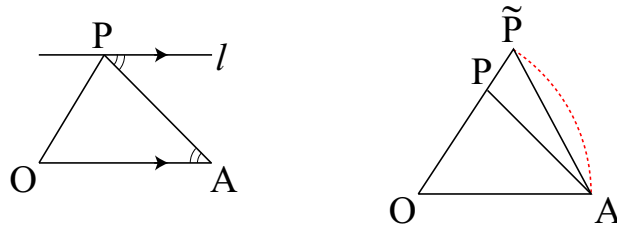


FIGURE 14. $\angle OAP$ equals the angle between l and PA , where the line l is parallel to OA . $\overline{OA} = \overline{OP} = 1$, and $\overline{OP} \leq 1$. The dotted red arc is the unit circle centered at O .

Now we have $\angle OAP = \pi - \angle AOP - \angle OPA \leq \pi - \angle AOP - \angle OAP$ since $\angle OPA \geq \angle \tilde{P}A = \angle \tilde{OAP} \geq \angle OAP$, where \tilde{P} is the intersection between the ray OP and the unit circle ($\tilde{P} = P$ if $\overline{OP} = 1$). See the right picture of Figure 14. Note that the equality holds only when $P = \tilde{P}$, that is, $\overline{OP} = 1$. So we obtain $\angle OAP \leq (\pi - \angle AOP)/2$. Then from (B.18) we have (B.15) and (B.16). \square

Now we can prove Lemma 2.11 using Lemma B.6.

Proof of Lemma 2.11. We put $Z = X + Y\sqrt{-1}$ and $\xi = a + b\sqrt{-1}$ as usual. We will show the following inequalities.

$$(B.19) \quad -\pi < D_1(Z) < \pi \quad (\text{if } |X| < a),$$

$$(B.20) \quad D_2(Z) < 3\pi/2 \quad (\text{if } X \geq a \text{ and } Y \leq b).$$

Since $D_1(X + (Y + 2\pi)\sqrt{-1}) = D_1(X + Y\sqrt{-1})$ and $D_2(X + (Y + 2\pi)\sqrt{-1}) = D_2(X + Y\sqrt{-1}) + 2\pi$, it is sufficient to prove (B.19) and (B.20) for the case $b - 2\pi < Y \leq b$.

If $X > -a$, then $\operatorname{Re}(-\xi - Z) = -a - X < 0$, if $|X| < a$, then $\operatorname{Re}(-\xi + Z) = -a + X < 0$, and if $X \geq a$, then $\operatorname{Re}(\xi - Z) = a - X \leq 0$. So we can use Lemma B.6 with $w = e^{-\xi-Z}$ when $X > -a$, $w = e^{-\xi+Z}$ when $|X| < a$, and $w = e^{\xi-Z}$ when $X \geq a$.

There are four cases to consider: (a) $-b < Y \leq b$, (b) $b - \pi < Y \leq -b$, (c) $-b - \pi < Y \leq b - \pi$, and (d) $b - 2\pi < Y \leq -b - \pi$.

- (a) The case where $-b < Y \leq b$. Since $-2b \leq -b - Y < 0$, $-2b < -b + Y \leq 0$, and $0 \leq b - Y < 2b$, we have $\operatorname{Im}(e^{-\xi-Z}) = e^{-a-X} \sin(-b - Y) < 0$, $\operatorname{Im}(e^{-\xi+Z}) = e^{-a+X} \sin(-b+Y) \leq 0$, and $\operatorname{Im}(e^{\xi-Z}) = e^{a-X} \sin(b-Y) \geq 0$. We also have $\arg(e^{-\xi-Z}) = -b - Y$, $\arg(e^{-\xi+Z}) = -b + Y$, and $\arg(e^{\xi-Z}) = b - Y$. So we can use (B.16), (B.15), and (B.17) to obtain

$$(B.21) \quad 0 < \arg(1 - e^{-\xi-Z}) < (-b - Y)/2 + \pi/2 \quad (X > -a),$$

$$(B.22) \quad 0 \leq \arg(1 - e^{-\xi+Z}) < (-b + Y)/2 + \pi/2 \quad (|X| < a),$$

$$(B.23) \quad \arg(1 - e^{\xi-Z}) \leq 0 \quad (X \geq a).$$

From (B.21) and (B.22), we have $b < D_1(Z) < \pi$ when $|X| < a$, and (B.19) follows. From (B.21) and (B.23), we have $D_2(Z) < (Y - b)/2 + 3\pi/2 \leq 3\pi/2$ when $X \geq a$ since $Y \leq b$, which implies (B.20).

- (b) The case where $b - \pi < Y \leq -b$. We have $0 \leq -b - Y < -2b + \pi$, $-\pi < -b + Y \leq -2b$, and $2b \leq b - Y < \pi$. It follows that $\operatorname{Im}(e^{-\xi-X}) \geq 0$, $\operatorname{Im}(e^{-\xi+Z}) < 0$, and $\operatorname{Im}(e^{\xi-Z}) > 0$. Since $\arg(e^{-b-Y}) = -b - Y$, $\arg(e^{-b+Y}) = -b + Y$, and $\arg(e^{b-Y}) = b - Y$, we can use (B.15) and (B.16), and (B.17) to obtain

$$(B.24) \quad (-b - Y)/2 - \pi/2 < \arg(1 - e^{-\xi-Z}) \leq 0 \quad (X > -a),$$

$$(B.25) \quad 0 < \arg(1 - e^{-\xi+Z}) < (-b + Y)/2 + \pi/2 \quad (|X| < a),$$

$$(B.26) \quad \arg(1 - e^{\xi-Z}) < 0 \quad (X \geq a).$$

So we have $(b - Y)/2 - \pi/2 < D_1(Z) < (b + Y)/2 + \pi/2$ when $|X| < a$ from (B.24) and (B.25). Since $(b - Y)/2 - \pi/2 \geq b - \pi/2$, and $(b + Y)/2 + \pi/2 \leq \pi/2$, (B.19) follows. From (B.24) and (B.26), we have $D_2(Z) < Y + \pi$ when $X \geq a$. From $Y \leq -b$, (B.20) follows.

- (c) The case where $-b - \pi < Y \leq b - \pi$. From $-2b + \pi \leq -b - Y < \pi$, $-2b - \pi < -b + Y \leq -\pi$, and $\pi \leq b - Y < 2b + \pi$, we have $\operatorname{Im}(e^{-\xi-Z}) > 0$, $\operatorname{Im}(e^{-\xi+Z}) \geq 0$, and $\operatorname{Im}(e^{\xi-Z}) \leq 0$. Since $\arg(e^{-\xi-Z}) = -b - Y$, $\arg(e^{-\xi+Z}) = -b + Y + 2\pi$, and $\arg(e^{\xi-Z}) = b - Y - 2\pi$ (except for the case $Y = b - \pi$; in that case $\operatorname{Im}(e^{\xi-Z}) = 0$ and $\arg(e^{\xi-Z}) = b - Y = \pi$), we use (B.15), (B.16), and (B.17) to obtain

$$(B.27) \quad (-b - Y)/2 - \pi/2 < \arg(1 - e^{-\xi-Z}) < 0 \quad (X > -a),$$

$$(B.28) \quad (-b + Y + 2\pi)/2 - \pi/2 < \arg(1 - e^{-\xi+Z}) \leq 0 \quad (|X| < a),$$

and

$$(B.29) \quad \arg(1 - e^{\xi-Z}) \begin{cases} < (b - Y - 2\pi)/2 + \pi/2 & (X \geq a \text{ and } Y \neq b - \pi), \\ = 0 & (X \geq a \text{ and } Y = b - \pi). \end{cases}$$

From (B.27) and (B.28) we have $0 < D_1(Z) < b < \pi/2$ when $|X| < a$, and (B.19) follows. If $X \geq a$, from (B.27) and (B.29), we have $D_2(Z) < (Y + b)/2 + \pi/2 \leq b < \pi/2$ when $Y \neq b - \pi$ since $Y + b \leq 2b - \pi$, and $D_2(Z) < Y + \pi = b < \pi/2$ when $Y = b - \pi$.

- (d) The case where $b - 2\pi < Y \leq -b - \pi$. From $\pi \leq -b - Y < -2b + 2\pi$, $-2\pi < -b + Y \leq -2b - \pi$, and $2b + \pi \leq b - Y < 2\pi$, we have $\text{Im}(e^{-\xi-Z}) \leq 0$, $\text{Im}(e^{-\xi+Z}) > 0$, and $\text{Im}(e^{\xi-Z}) < 0$. Since $\arg(e^{-\xi-Z}) = -b - Y - 2\pi$ (except for the case $Y = -b - \pi$; in that case $\text{Im}(e^{-\xi-Z}) = 0$ and $\arg(e^{-\xi-Z}) = -b - Y = \pi$), $\arg(e^{-\xi+Z}) = -b + Y + 2\pi$, and $\arg(e^{\xi-Z}) = b - Y - 2\pi$, from (B.16) and (B.15) we have

$$(B.30) \quad \begin{cases} 0 < \arg(1 - e^{-\xi-Z}) < (-b - Y - 2\pi)/2 + \pi/2 & (X > -a \text{ and } Y \neq -b - \pi), \\ \arg(1 - e^{-\xi-Z}) = 0 & (X > -a \text{ and } Y = -b - \pi), \end{cases}$$

$$(B.31) \quad (-b + Y + 2\pi)/2 - \pi/2 < \arg(1 - e^{-\xi+Z}) < 0 \quad (|X| < a),$$

$$(B.32) \quad \arg(1 - e^{\xi-Z}) < (b - Y - 2\pi)/2 + \pi/2 \quad (X \geq a).$$

If $|X| < a$, then from (B.30) and (B.31), we have $(Y + b)/2 + \pi/2 < D_1(Z) < (b - Y)/2 - \pi/2$ when $Y \neq -b - \pi$, and $(Y + b)/2 + \pi/2 < D_1(Z) < b$ when $Y = -b - \pi$. Since $(Y + b)/2 + \pi/2 > b - \pi/2$ and $(b - Y)/2 - \pi/2 < \pi/2$ if $Y \neq -b - \pi$, and $(Y + b)/2 + \pi/2 = 0$ and $(b - Y)/2 - \pi/2 = b$ if $Y = -b - \pi$, we obtain (B.19). If $X \geq a$, then from (B.30) and (B.32), we have $D_2(Z) < 0$ when $Y \neq -b - \pi$, and $D_2(Z) < (b + Y)/2 + \pi/2 = 0$ when $Y = -b - \pi$, which implies (B.20).

The proof is now complete. \square

Lemma B.7. *Put*

$$\begin{aligned} v_1(x) &:= x^6 + 24x^5 + 174x^4 + 408x^3 - 63x^2 - 1008x - 720, \\ v_2(x) &:= 9x^4 + 104x^3 + 401x^2 + 548x + 246, \\ v_3(x) &:= 9x^4 + 24x^3 - 21x^2 - 100x - 128, \\ v_4(x) &:= 3x^4 + 16x^3 + 28x^2 + 40x + 65, \\ v_5(x) &:= x^6 + 4x^5 - 8x^4 - 64x^3 - 123x^2 - 100x - 94. \end{aligned}$$

Then we have $v_1(x) < 0$, $v_2(x) > 0$, $v_3(x) < 0$, $v_4(x) > 0$, and $v_5(x) < 0$ for $|x| < 1$.

Proof. The first derivative $v'_1(x)$ of $v_1(x)$ equals $6(x^5 + 20x^4 + 116x^3 + 204x^2 - 21x - 168)$, and it vanishes at $x = -11.3961\dots, -5.29209\dots, -2.80804\dots, -1.27925$, and $0.775472\dots$ due to Mathematica. Since the coefficient of x^6 in $v_1(x)$ is positive, $v_1(x)$ is decreasing for $(-1, 0.775472\dots)$ and increasing in $(0.775472\dots, 1)$. Since when $v_1(-1) = -32$ and $v_1(1) = -1184$, we conclude that $v_1(x) < 0$ for $|x| < 1$.

Since $v'_2(x) = 36x^3 + 312x^2 + 802x + 548$, it vanishes at $x = -4.34891\dots, -3.23616\dots$, and $-1.0816\dots$ by Mathematica. Since the coefficient of x^4 in $v_2(x)$ is positive, it is increasing in $(-1, 1)$. Since $v_2(-1) = 4$, we conclude that $v_2(x) > 0$ for $|x| < 1$.

Since $v'_3(x) = 36x^3 + 72x^2 - 42x - 100$, it vanishes at $x = -1.77663\dots, -1.36706\dots$, and $1.1437\dots$ by Mathematica. Since the coefficient of x^4 in $v_3(x)$ is

positive, it is decreasing for $|x| < 1$. Since $v_3(-1) = -64 < 0$, we have $v_3(x) < 0$ for $|x| < 1$.

As for $v_4(x)$, since $|x| < 1$, we see that x^3 and x are greater than -1 and that x^4 and x^2 are greater than or equal to 0 . So we conclude that $v_4(x) > -16 - 40 + 65 = 9 > 0$.

To prove $v_5(x) < 0$, we first observe that $x^6 + 4x^5 - 8x^4 = x^4(x^2 + 4x - 8) < 1 + 4 - 8 < 0$ for $|x| < 1$. Since $\frac{d}{dx}(-64x^3 - 123x^2 - 100x - 94) = -192x^2 - 246x - 100 = -192\left(x + \frac{41}{64}\right)^2 - \frac{1357}{64} < 0$, it follows that $-64x^3 - 123x^2 - 100x - 94 < (-64x^3 - 123x^2 - 100x - 94)\Big|_{x=-1} = 64 - 123 + 100 - 94 = -53 < 0$. So we conclude that $v_5(x) < 0$ for $|x| < 1$.

The proof is complete. \square

Lemma B.8. *Put*

$$\begin{aligned} p_1(t) &:= -2t^4 - 9t^2 + 5, \\ p_2(t) &:= 21t^4 - 52t^2 + 35, \\ p_3(t) &:= -9t^6 + 43t^4 + 70t^2 + 10, \\ p_4(t) &:= -117t^6 + 98t^4 + 422t^2 + 95, \\ p_5(t) &:= 27t^8 - 108t^6 + 263t^4 + 650t^2 + 140, \\ p_6(t) &:= -63t^8 + 107t^6 - 197t^4 + 115t^2 + 50, \\ p_7(t) &:= 351t^{10} - 821t^8 + 532t^6 + 3467t^4 + 1015t^2 + 100, \\ p_8(t) &:= \sqrt{(9t^2 + 5)(t^4 + t^2 + 4)} - 3t^3 + 11t. \end{aligned}$$

Then we have $p_i(x) > 0$ ($i = 1, 2, \dots, 8$) for $0 < t < 1/\sqrt{3}$.

Proof. From $0 < t < 1/\sqrt{3}$, we have

$$\begin{aligned} p_1(t) &> -2/(\sqrt{3})^4 - 9/(\sqrt{3})^2 + 5 = 16/9 > 0, \\ p_2(t) &> -52/(\sqrt{3})^2 + 35 = 53/3 > 0, \\ p_3(t) &> -9/(\sqrt{3})^6 + 10 = 29/3 > 0, \\ p_4(t) &> -117/(\sqrt{3})^6 + 95 = 272/3 > 0, \\ p_5(t) &> -108/(\sqrt{3})^6 + 140 = 136 > 0, \\ p_6(t) &> -63/(\sqrt{3})^8 - 197/(\sqrt{3})^4 + 50 = 82/3 > 0, \\ p_7(t) &> -821/(\sqrt{3})^8 + 100 = 7279/81 > 0, \\ p_8(5) &> \sqrt{5 \times 4} - 3/(\sqrt{3})^3 = 2\sqrt{5} - 1/\sqrt{3} > 0. \end{aligned}$$

This completes the proof. \square

Lemma B.9. *Put*

$$\begin{aligned} q_1(t) &:= -2052t^{14} - 1042t^{12} - 5935t^{10} + 1658t^8 - 36108t^6 - 19100t^4 + 7375t^2 \\ &\quad + 2500 \\ q_2(t) &:= 684t^{10} + 82t^8 + 919t^6 - 6783t^4 - 1495t^2 + 1625 \end{aligned}$$

Then we have $q_i(t) > 0$ ($i = 1, 2$) for $0 < t < 1/\sqrt{3}$.

Proof. In a similar way as above, we have

$$q_2(t) > -6783/(\sqrt{3})^4 - 1495/(\sqrt{3})^2 + 1625 = 373 > 0.$$

As for $q_1(t)$, we will show that $\tilde{q}_1(x) := q_1(\sqrt{x}) > 0$ for $0 < x < 1/3$. Since we have

$$\begin{aligned}\tilde{q}_1''(x) &= -4(21546x^5 + 7815x^4 + 29675x^3 - 4974x^2 + 54162x + 9550) \\ &< -4(-4974/3^2 + 9550) < 0,\end{aligned}$$

the function $\tilde{q}_1(x)$ is convex down for $0 < x < 1/3$. Therefore we conclude that $\tilde{q}_1(x) < \min\{\tilde{q}_1(0), \tilde{q}_1(1/3)\} = \min\{2500, 1088000/729\} > 0$.

The proof is complete. \square

REFERENCES

- [1] J. E. Andersen and S. K. Hansen, *Asymptotics of the quantum invariants for surgeries on the figure 8 knot*, J. Knot Theory Ramifications **15** (2006), no. 4, 479–548. MR 2221531
- [2] N. G. de Bruijn, *Asymptotic methods in analysis*, third ed., Dover Publications, Inc., New York, 1981. MR 671583
- [3] J. Dubois, *Non abelian twisted Reidemeister torsion for fibered knots*, Canad. Math. Bull. **49** (2006), no. 1, 55–71. MR 2198719
- [4] L. D. Faddeev, *Discrete Heisenberg-Weyl group and modular group*, Lett. Math. Phys. **34** (1995), no. 3, 249–254. MR 1345554
- [5] K. Habiro, *On the colored Jones polynomials of some simple links*, Sūrikaiseikikenkyūsho Kōkyūroku (2000), no. 1172, 34–43, Recent progress towards the volume conjecture (Japanese) (Kyoto, 2000). MR 1805727
- [6] K. Hikami and H. Murakami, *Colored Jones polynomials with polynomial growth*, Commun. Contemp. Math. **10** (2008), no. suppl. 1, 815–834. MR MR2468365
- [7] V. F. R. Jones, *A polynomial invariant for knots via von Neumann algebras*, Bull. Amer. Math. Soc. (N.S.) **12** (1985), no. 1, 103–111. MR 766964
- [8] R. M. Kashaev, *The hyperbolic volume of knots from the quantum dilogarithm*, Lett. Math. Phys. **39** (1997), no. 3, 269–275. MR 1434238
- [9] R. Kirby and P. Melvin, *The 3-manifold invariants of Witten and Reshetikhin-Turaev for $sl(2, \mathbb{C})$* , Invent. Math. **105** (1991), no. 3, 473–545. MR 1117149
- [10] P. Kirk and E. Klassen, *Chern-Simons invariants of 3-manifolds decomposed along tori and the circle bundle over the representation space of T^2* , Comm. Math. Phys. **153** (1993), no. 3, 521–557. MR 1218931
- [11] T. T. Q. Le, *Quantum invariants of 3-manifolds: integrality, splitting, and perturbative expansion*, Topology Appl. **127** (2003), no. 1-2, 125–152. MR 1953323
- [12] H. Murakami, *The colored Jones polynomials and the Alexander polynomial of the figure-eight knot*, JP J. Geom. Topol. **7** (2007), no. 2, 249–269. MR 2349300
- [13] ———, *The coloured Jones polynomial, the Chern-Simons invariant, and the Reidemeister torsion of the figure-eight knot*, J. Topol. **6** (2013), no. 1, 193–216. MR 3029425
- [14] ———, *The colored Jones polynomial of the figure-eight knot and an $SL(2; \mathbb{R})$ -representation*, arXiv:2312.00350, 2023.
- [15] ———, *The colored Jones polynomial of the figure-eight knot and a quantum modularity*, Canad. J. Math. **76** (2024), no. 2, 519–554. MR 4740925
- [16] ———, *The asymptotic behaviors of the colored Jones polynomials of the figure-eight knot, and an affine representation*, Algebr. Geom. Topol. **25** (2025), no. 6, 3523–3583. MR 4972719
- [17] H. Murakami and J. Murakami, *The colored Jones polynomials and the simplicial volume of a knot*, Acta Math. **186** (2001), no. 1, 85–104. MR 1828373
- [18] H. Murakami, J. Murakami, M. Okamoto, T. Takata, and Y. Yokota, *Kashaev’s conjecture and the Chern-Simons invariants of knots and links*, Experiment. Math. **11** (2002), no. 3, 427–435. MR 1959752
- [19] H. Murakami and A. T. Tran, *On the Asymptotic Behavior of the Colored Jones Polynomial of the Figure-Eight Knot Associated With a Real Number*, Low Dimensional Topology and Number Theory, Springer Proc. Math. Stat., vol. 456, Springer, Singapore, 2025, pp. 175–209. MR 4890558
- [20] H. Murakami and Y. Yokota, *The colored Jones polynomials of the figure-eight knot and its Dehn surgery spaces*, J. Reine Angew. Math. **607** (2007), 47–68. MR 2338120
- [21] ———, *Volume conjecture for knots*, SpringerBriefs in Mathematical Physics, vol. 30, Springer, Singapore, 2018. MR 3837111
- [22] T. Ohtsuki, *On the asymptotic expansion of the Kashaev invariant of the 5_2 knot*, Quantum Topol. **7** (2016), no. 4, 669–735. MR 3593566
- [23] J. Porti, *Torsion de Reidemeister pour les variétés hyperboliques*, Mem. Amer. Math. Soc. **128** (1997), no. 612, x+139. MR 1396960

- [24] R. Riley, *Nonabelian representations of 2-bridge knot groups*, Quart. J. Math. Oxford Ser. (2) **35** (1984), no. 138, 191–208. MR 745421

GRADUATE SCHOOL OF INFORMATION SCIENCES, TOHOKU UNIVERSITY, ARAMAKI-AZA-AOBA
6-3-09, AOBA-KU, SENDAI 980-8579, JAPAN
Email address: `hitoshi@tohoku.ac.jp`