

Probing the Knowledge Boundary: An Interactive Agentic Framework for Deep Knowledge Extraction

Yuheng Yang^{1,2} Siqi Zhu¹ Tao Feng¹ Ge Liu¹ Jiaxuan You¹

Abstract

Large Language Models (LLMs) can be seen as compressed knowledge bases, but it remains unclear what knowledge they truly contain and how far their knowledge boundaries extend. Existing benchmarks are mostly static and provide limited support for systematic knowledge probing. In this paper, we propose an interactive agentic framework to systematically extract and quantify the knowledge of LLMs. Our method includes four adaptive exploration policies to probe knowledge at different granularities. To ensure the quality of extracted knowledge, we introduce a three-stage knowledge processing pipeline that combines vector-based filtering to remove exact duplicates, LLM-based adjudication to resolve ambiguous semantic overlaps, and domain-relevance auditing to retain valid knowledge units. Through extensive experiments, we find that recursive taxonomy is the most effective exploration strategy. We also observe a clear knowledge scaling law, where larger models consistently extract more knowledge. In addition, we identify a Pass@1-versus-Pass@k trade-off: domain-specialized models achieve higher initial accuracy but degrade rapidly, while general-purpose models maintain stable performance during extended extraction. Finally, our results show that differences in training data composition lead to distinct and measurable knowledge profiles across model families.

1. Introduction

Large language models (LLMs) have become a central component of modern AI systems, demonstrating strong performance across a wide range of tasks and domains. As LLMs

are increasingly used in high-stakes settings such as scientific research and decision-making, evaluating them only by task performance is no longer sufficient. Instead, we need to understand what a black-box LLM actually knows and does not know. To this end, we define the knowledge boundary of an LLM as the set of knowledge that can be reliably obtained within a given topic, under a limited number of prompts and verification steps. Identifying this boundary is important for interpretability, alignment, and safety, because it clarifies whether an incorrect or misleading output stems from a failure to retrieve existing knowledge or from the model operating beyond its reliable knowledge boundary.

However, quantifying this boundary presents three fundamental challenges that prevent the problem from being reduced to traditional accuracy evaluation. First, the definition of a “knowledge ceiling” lacks a verifiable ground truth in open-ended domains, rendering standard recall metrics inapplicable. Recent work has begun to investigate how LLMs perceive their own knowledge boundaries through internal representations (Xiao et al., 2025; Ni et al., 2025), but these approaches require white-box access. Second, current evaluation paradigms rely heavily on static benchmarks (e.g., MMLU) and predefined question sets (Hendrycks et al., 2021). These approaches not only face increasing risks of data contamination but are also inherently passive: they sample the model’s capabilities at sparse, discrete points (Ghosh et al., 2025) rather than actively exploring the continuous landscape of its knowledge coverage. Third, and perhaps most critically, LLMs exhibit a strong inertia to remain within a “comfort zone” of high-probability tokens. When queried directly, models tend to output generic, repetitive, or shallow knowledge. This behavior, coupled with the diversity of semantic expressions for identical facts, makes it difficult to achieve “saturation-based” extraction, where one must distinguish unique insights from semantic redundancies and hallucinations.

Prior literature has largely failed to address the systemic nature of these challenges. Existing works predominantly focus on static, benchmark-driven evaluations or employ single-strategy agentic extraction that explores the model locally. Such settings lack the adaptive, hierarchical, and recursive mechanisms necessary to push the model to its

¹University of Illinois at Urbana-Champaign
²Westlake University. Correspondence to: Yuheng Yang
 <yangyuheng@westlake.edu.cn>, Jiaxuan You <jiaxuan@illinois.edu>.

limits. Consequently, current methods often measure what the model is willing to express (surface realization), rather than approximating what the model actually knows (latent capacity). There remains a significant gap in methodologies that treat the aggregation and verification of knowledge points as a central component of the evaluation process.

To bridge this gap, we propose an **Interactive Agentic Framework for Knowledge Extraction and Evaluation**, designed to systematically answer the following questions: What does the model know? How much does it know? How can we maximize the excavation of this knowledge? Our framework treats the black-box model as an environment to be explored, deploying multiple **Agentic Extraction Pipelines** to break through the model’s output inertia. Crucially, these pipelines are coupled with a robust **Knowledge Processor**, which handles semantic de-duplication, validity verification, and structural organization of the generated content. Among our proposed strategies, RECURSIVE TAXONOMY demonstrates the highest efficacy in coverage and efficiency.

Our contributions are as follows:

- We provide a formal formulation for the problem of black-box knowledge boundary probing, moving beyond static testing to dynamic, saturation-based evaluation.
- We introduce a novel multi-agent framework that adaptively navigates the model’s knowledge space, significantly outperforming naive prompting and standard chain-of-thought baselines in uncovering deep-tail knowledge.
- Empirically, we conduct four systematic experiments to characterize the knowledge topology of black-box LLMs. We first establish that *Recursive Taxonomy* is the Pareto-optimal extraction strategy, significantly outperforming naive probing methods. We then identify a *Knowledge Scaling Law*: extractable knowledge grows with model size, with larger models achieving superior coverage of long-tail concepts. We also reveal a *Pass@1-versus-Pass@k trade-off*: domain-specific fine-tuning improves initial accuracy but causes rapid degradation and reduced recall. Finally, we demonstrate that *training data composition* strongly shapes knowledge quality, as different model families exhibit stable recall patterns but domain-specific accuracy variations.

2. Related Work

Our work intersects multiple research directions: knowledge evaluation in LLMs, agentic systems for exploration,

and semantic deduplication. We position our contributions relative to each area below.

Knowledge Evaluation in LLMs. Traditional approaches rely on static benchmarks such as MMLU (Hendrycks et al., 2021) and TruthfulQA (Lin et al., 2022), which suffer from data contamination risk (Magar & Schwartz, 2022), passive sampling of sparse knowledge subsets (Ghosh et al., 2025), and inability to detect saturation. Recent efforts address these limitations through dynamic prompt-based evaluation (Frick et al., 2025) and hierarchical capability profiling (Zeng et al., 2025; Afkanpour et al., 2025). Notably, Zeng et al. (2025) decompose model capabilities into hierarchical trees, which is conceptually similar to our Recursive Taxonomy approach but focused on weakness identification rather than exhaustive extraction. While probing classifiers (Belinkov, 2022) and knowledge boundary cognition studies (Xiao et al., 2025; Ni et al., 2025) analyze internal representations, these require white-box access and do not measure extractable knowledge volume. Our scaling analysis extends prior work on scaling laws (Kaplan et al., 2020; Hoffmann et al., 2022) from loss/perplexity to knowledge volume, while our RL findings complement observations that fine-tuning may degrade diversity (Kirk et al., 2024) and that LLMs can be calibrated to acknowledge knowledge limitations (Shi et al., 2025).

Agentic Systems for Knowledge Exploration. While AutoGPT (Significant Gravitas, 2025), BabyAGI (Nakajima, 2023), ReAct (Yao et al., 2022), and Voyager (Wang et al., 2024) demonstrate autonomous task execution and exploration, they focus on task completion rather than knowledge extraction. Recent agentic approaches target knowledge mining specifically: FlowSearch (Hu et al., 2025) proposes structured knowledge flows, Zhang et al. (2025) introduce scalable proxy agents, and Buehler (2025) demonstrate self-organizing knowledge networks. Self-refinement methods (Madaan et al., 2023; Shinn et al., 2023) inspire our Self-Reflective Refinement strategy, but lack hierarchical decomposition. Chain-of-Thought (Wei et al., 2022), Tree-of-Thoughts (Yao et al., 2023), Graph-of-Thoughts (Besta et al., 2024), and Self-Discover (Zhou et al., 2024) provide structured reasoning but target single-query problem solving. Multi-agent debate (Du et al., 2024; Liang et al., 2024) inspired our Multi-Perspective strategy, though prior work optimizes for correctness (consensus) rather than coverage (diversity). Society of Mind (Zheng et al., 2024) lacks our systematic deduplication and saturation-based stopping criteria.

Semantic Deduplication and Knowledge Merging. The challenge of identifying unique knowledge atoms is related to paraphrase detection (Zhang et al., 2019) and semantic textual similarity (Cer et al., 2017). Embedding-based meth-

ods (Reimers & Gurevych, 2019) provide efficient clustering but struggle with subtle negations and technical nuances. Recent work employs LLMs as judges for pairwise comparison (Zheng et al., 2023), which we adopt in our two-stage deduplication pipeline. UniArk (Yang et al., 2024) addresses consistency in factual knowledge extraction through debiasing, while del Águila Escobar et al. (2025) explores concept map-based semantic domain discovery. For distinguishing valid knowledge from hallucination, Han et al. (2025) proposes factuality probes that detect hallucinations in long-form generation, a challenge directly relevant to our domain auditing stage. However, prior work does not combine these techniques with Bloom’s Taxonomy-based domain-relevance auditing, which is critical for filtering meta-statements and generic fluff.

Positioning Our Work. Our approach presents a unified framework that jointly addresses hierarchical exploration, semantic redundancy control, saturation-aware stopping, and cross-scale evaluation. By formulating knowledge extraction as a tree search via Recursive Taxonomy, we further reveal how RL and training data composition affect extractable knowledge profiles.

3. Methodology

In this work, we propose an interactive agentic framework designed to explicitly characterize the knowledge boundaries of black-box LLMs. Our goal is to move beyond coarse, task-level evaluation by systematically eliciting fine-grained, verifiable knowledge units and tracking when the model’s marginal knowledge yield saturates. As illustrated in Figure 1, the system operates as a closed-loop pipeline comprising two core modules: (1) a set of agentic exploration policies that actively mine the model’s latent parameter space and (2) a knowledge processor for rigorous semantic de-duplication and domain-relevance auditing.

3.1. Problem Formulation

Formally, let \mathcal{M} be the target LLM and \mathcal{T} be a specific topic domain. We define a knowledge atom, denoted as k , as a discrete, verifiable statement categorized under Bloom’s Taxonomy (Anderson et al., 2001) (specifically, factual, conceptual, or procedural types). Each knowledge atom must be formulated such that, given the definitions fixed by topic domain \mathcal{T} , it can be evaluated as either true or false without interpretational ambiguity. The knowledge boundary is defined as the set $\Omega_{\mathcal{M}}(\mathcal{T})$ containing all unique, valid atoms extractable from \mathcal{M} as the interaction cost $C \rightarrow \infty$. Our objective is to approximate this boundary by maximizing the set of extracted atoms \mathcal{K}_{ext} while minimizing token consumption.

A turn represents one complete interaction cycle: the agent

generates a prompt, receives a response from the model, and extracts candidate knowledge atoms via bullet-point parsing followed by processor-based de-duplication and filtering. Let n_t denote the number of novel (non-duplicate) atoms discovered at turn t , and let r_t denote the total number of raw atoms extracted before deduplication. We define two saturation indicators:

- Growth rate: $g_t = n_t / |\mathcal{K}_{1:t-1}|$, measuring how much the knowledge set expands relative to its current size.
- Efficiency: $e_t = n_t / r_t$, measuring what fraction of raw output survives deduplication.

Extraction terminates when knowledge saturation is detected, defined by any of the following conditions: (1) $g_t < 1\%$, (2) $e_t < 10\%$, (3) $n_t < 3$, or (4) a maximum of 15 turns is reached.

3.2. Agentic Exploration Policies

We design four extraction strategies with progressively stronger structural guidance to encourage more diverse and informative outputs.

Sequential Associative Probing. This policy serves as our baseline, where the agent iteratively asks “What else?” or “Provide more specific points.” Formally, the prompt at turn t is conditioned on the query \mathcal{T} and the flat interaction history $H_{1:t-1}$. This tests the model’s associative retrieval depth without explicit task decomposition.

Self-Reflective Refinement. Inspired by the Reflexion framework (Shinn et al., 2023), this policy introduces a critic-actor loop. In each turn, the model first audits its previously generated points $\mathcal{K}_{1:t-1}$ to identify missing sub-domains or logical inconsistencies, and then generates a targeted prompt to fill these gaps. This strategy aims to break the model’s output inertia through self-correction.

Recursive Taxonomy Explorer. This strategy transforms the global retrieval problem into a hierarchical search task. It is governed by two key hyperparameters: the branching factor (W) and maximum depth (D_{max}).

1. **Taxonomy Induction:** The agent recursively decomposes \mathcal{T} into a tree of sub-fields. In our implementation, each node at level l is expanded into W_l children (with $W_1 = W_2 = W$ in our experiments).
2. **Leaf-Node Mining:** Once the tree reaches D_{max} , parallel agents are deployed to exhaustively mine each leaf node. By narrowing the focus to fine-grained sub-topics, this method forces the model to bypass dominant concepts and access long-tail parametric memory.

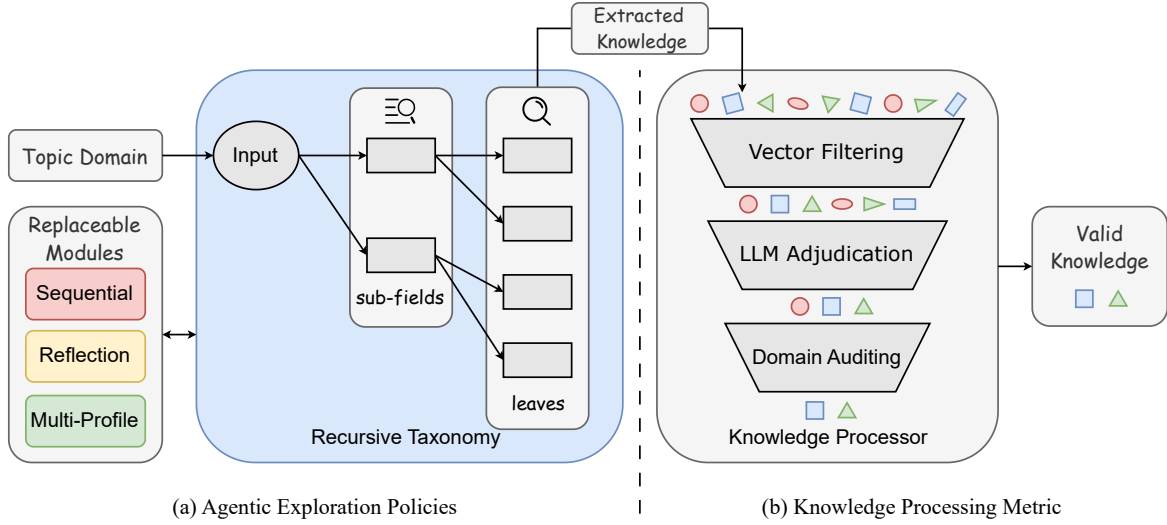


Figure 1. **Overview of the Interactive Agentic Framework.** (a) **Agentic Exploration Policies** actively probe the black-box LLM; the diagram illustrates the Recursive Taxonomy strategy. (b) **Knowledge Processor** transforms raw outputs into valid points via three-stage filtering: Vector Filtering, LLM Adjudication, and Domain Auditing.

Multi-Perspective Parallel Probing. This policy exploits the model’s cognitive diversity by instantiating N distinct expert personas (e.g., Engineer, Legal Scholar, Ethicist). The key hyperparameter is the profile count (N). The agent first dynamically generates N diverse profiles relevant to domain \mathcal{T} . In each turn, these N experts independently provide insights from their unique vantage points. By synchronizing the global knowledge set \mathcal{K} across all experts at each turn, the framework ensures that specialized perspectives capture nuances often missed by a single neutral agent.

3.3. The Knowledge Processor

A critical challenge in saturation-based extraction is distinguishing between unique facts and semantic rephrasing. We implement a rigorous three-stage processing pipeline.

Stage 1: Vector Space Filtering. We utilize `qwen3-8b-emb` to map atoms to dense vectors. Pairs with cosine similarity $S > 0.92$ are immediately merged. This stage provides a fast, initial pruning of high-confidence redundancies.

Stage 2: Semantic Adjudication via LLM-Judge. Vector similarity often fails to distinguish logical negation or subtle technical differences due to high lexical overlap. For pairs in the ambiguity zone ($0.70 < S < 0.92$), we deploy a reasoning-heavy model (DeepSeek-V3.1) as a judge. The judge evaluates whether two atoms describe the same core fact, ensuring high precision in our uniqueness metrics.

Stage 3: Domain Relevance Auditing. Even after deduplication, the extracted set may contain meta-statements, generic fluff, or structural fragments that do not constitute valid domain knowledge. We deploy DeepSeek-V3.1 to judge each atom against Bloom’s Taxonomy criteria:

- **Valid Knowledge:** Factual statements (definitions, data, concrete examples), Conceptual knowledge (relationships, principles, theories), or Procedural knowledge (methods, algorithms, techniques).
- **Invalid Content:** Meta-statements (“This is important...”), generic assertions (“Deep learning is useful”), or incomplete sentence fragments.

This stage filters out noise and ensures that our yield metrics reflect genuine domain expertise rather than verbose filler content.

3.4. Evaluation Metrics

Pareto Knowledge Frontier (Strategy Comparison). To quantify the trade-off between exploration cost and knowledge yield, we track the process in the cost-yield space. The cumulative token cost C_t at turn t is computed as the sum of generation tokens and embedding tokens. The yield ratio Y_t measures the number of unique, valid atoms extracted relative to a baseline strategy:

$$\text{Yield}(t) = \frac{|\mathcal{K}_{\text{ext}}^{(t)}|}{|\mathcal{K}_{\text{baseline}}|} \quad (1)$$

where $\mathcal{K}_{\text{baseline}}$ denotes the final valid knowledge set extracted by the Taxonomy (L2W2) strategy at saturation, serving as our normalization anchor. By plotting the curve

(C_t, Y_t) , we visualize the efficiency and saturation rate of different strategies. A superior strategy pushes the Pareto frontier towards the top-left, indicating higher yield at lower cost.

Recall and Accuracy (Cross-Model Comparison).

When comparing knowledge boundaries across different models in a controlled single-variable experiment, we construct a knowledge union \mathcal{K}_{union} by merging the valid atoms from all models under comparison and applying the same deduplication pipeline. We then define:

$$\text{Recall} = \frac{|\mathcal{K}_{model}|}{|\mathcal{K}_{union}|} \quad (2)$$

which measures each model’s relative coverage of the pooled knowledge space accessible to the comparison group. This metric is particularly meaningful when the compared models differ in only one factor (e.g., parameter count, training method, or model family), as the union represents the collective knowledge boundary of that controlled comparison rather than an absolute ground truth. Additionally, we define:

$$\text{Accuracy} = \frac{|\mathcal{K}_{valid}|}{|\mathcal{K}_{unique}|} \quad (3)$$

where \mathcal{K}_{unique} is the set of unique atoms after deduplication, and \mathcal{K}_{valid} is the subset that passes domain relevance auditing. Accuracy reflects the model’s precision: how much of its output constitutes genuine domain knowledge versus noise or hallucination.

4. Experiments

In this section, we evaluate the proposed agentic framework along four critical dimensions: the efficiency of exploration strategies, the scaling behavior of model knowledge, the impact of domain-specific fine-tuning, and the role of training data in shaping knowledge boundaries. Each experiment is designed as a single-variable controlled comparison: Stage 2 varies model size within the same family (Llama-3.1); Stage 3 varies training methodology within the same base model (Qwen-2.5-7B); and Stage 4 varies model family at a fixed scale ($\sim 7B$). This design ensures that observed differences in recall and accuracy can be attributed to the isolated factor under study. Our experiments are structured in four stages:

1. **Strategy Search (Pareto Analysis):** We fix the model as Llama-3.1-405B and evaluate various pipelines to identify the most effective strategy for boundary probing.
2. **Knowledge Scaling (Cross-Scale Analysis):** Using the optimal strategy identified in Stage 1, we compare the knowledge boundaries of Llama-3.1-8B, 70B, and 405B.

3. **Specialization Analysis:** We investigate how domain-specific fine-tuning affects extractable knowledge by comparing general-purpose and specialized models of similar scale.
4. **Cross-Series Analysis:** We compare models from different organizations ($\sim 7B$ scale) to understand how training data composition influences extractable knowledge profiles.

4.1. Experimental Setup

Models and Domains. We utilize the Llama-3.1 family (8B, 70B, and 405B Instruct) for cross-scale analysis to ensure architectural consistency. For the RL fine-tuning study, we employ Qwen 2.5-7B Instruct (general-purpose) and Qwen 2.5-7B Coder (RL-tuned for code generation). For the cross-series comparison, we evaluate three $\sim 7B$ models from different organizations: Llama-3.1-8B (Meta/US), Qwen-2.5-7B (Alibaba/CN), and DeepSeek-R1-Distill-7B (reasoning-enhanced via knowledge distillation).

We select three domains from ICML’s official topic taxonomy to ensure relevance to the target venue: (1) Deep Learning (engineering-focused, code-adjacent), (2) Machine Learning Systems (systems-focused, code-adjacent), and (3) Probabilistic Methods (theory-focused, non-code). For the specialization experiment (§4.4), Deep Learning and Machine Learning Systems serve as target domains (aligned with the Coder model’s training objective), while Probabilistic Methods serves as a non-target domain to assess knowledge distribution shift.

Configurations. For the Strategy Search, we compare SEQUENTIAL, REFLECTIVE, TAXONOMY ($W \in \{2, 3, 5\}$), and MULTI-PERSPECTIVE ($N \in \{3, 10, 20\}$). For the Scaling Law stage, we fix the pipeline to TAXONOMY-L5W5 based on its superior upper-bound performance. All runs use a maximum of 15 turns, with early stopping triggered by saturation detection (growth $< 1\%$, efficiency $< 10\%$, or novel count < 3).

Methodological Note on Controlled Comparisons. All pipeline hyperparameters, including deduplication thresholds (0.92 for strict, 0.70–0.92 for fuzzy), the judge model (DeepSeek-V3.1), and the embedding model (Qwen3-8B-Emb), are held constant across all experiments. While different threshold or judge choices would affect absolute counts, our claims concern relative differences (e.g., larger models achieve higher recall, structured probing outperforms naive probing). Since all models and strategies are evaluated under identical criteria, these relative comparisons remain robust to specific hyperparameter choices. Combining complementary strategies (e.g., hierarchical decomposition with multi-perspective probing) is a promising direction we leave for future work.

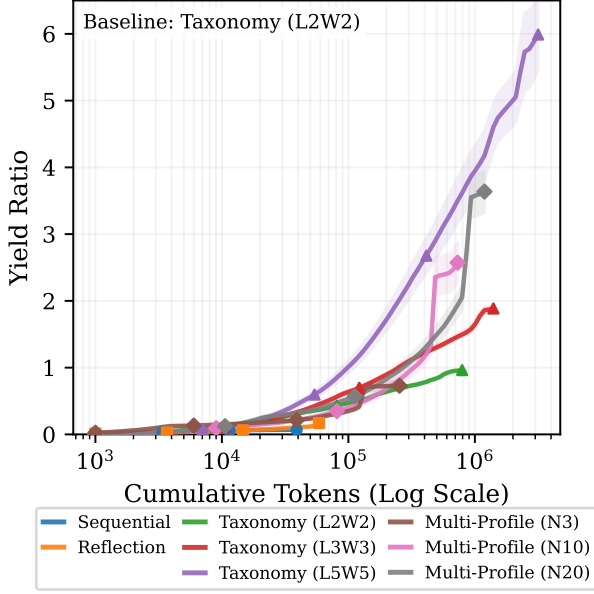


Figure 2. **Aggregated Pareto Frontier.** Mean yield ratio vs. cumulative token cost for 8 exploration strategies on Llama-3.1-405B, averaged across three domains. Shaded regions indicate cross-domain standard deviation. Yields are normalized to Taxonomy (L2W2) at saturation.

4.2. Stage 1: Finding the Optimal Strategy via Pareto Frontier

Figure 2 presents the aggregated Pareto curves (mean \pm std across three domains) for all eight exploration strategies. The shaded regions reflect cross-domain variance, indicating that strategy effectiveness is relatively consistent across different knowledge domains.

Dominance of Structure. The RECURSIVE TAXONOMY (L5W5) strategy eventually dominates the Pareto frontier, achieving a yield ratio of approximately 6.0 at convergence, i.e., about $6\times$ the knowledge extracted by the baseline P4-L2W2. While MULTI-PERSPECTIVE ($N = 20$) is more cost-effective in the low-budget regime ($< 10^5$ tokens), the L5W5 configuration achieves the highest absolute knowledge yield, making it the optimal strategy for comprehensive boundary probing.

Failure of Simple Probing. Consistent with our hypothesis, naive SEQUENTIAL and REFLECTION strategies plateau prematurely at yield ratios below 0.3, despite extended exploration (15 turns). This dramatic gap ($20\times$ lower than L5W5) demonstrates that even the most capable model requires explicit structural guidance to access its long-tail parametric memory. Unstructured probing quickly exhausts the model’s “comfort zone” and fails to discover deeper knowledge.

4.3. Stage 2: Scaling Law and Unique Discovery Characteristics

With TAXONOMY-L5W5 as our fixed probe, we analyze how extractable knowledge scales with model size.

Quantitative Scaling. Table 1 demonstrates a clear positive correlation between model size and extractable knowledge. Averaged across three domains, recall increases from 27.3% (8B) to 36.9% (70B) and 39.0% (405B), indicating that larger models access a broader fraction of the knowledge union. Notably, the gain from 70B to 405B (+2.1%) is substantially smaller than from 8B to 70B (+9.6%), suggesting diminishing returns at larger scales, as the 70B model already captures the majority of extractable knowledge. Accuracy also improves from 81.2% to 89.0% at 70B, though the 405B model shows a slight regression to 87.7%, suggesting a potential trade-off between knowledge volume and precision at extreme scales.

4.4. Stage 3: RL Fine-Tuning and the Pass@1 vs Pass@k Trade-off

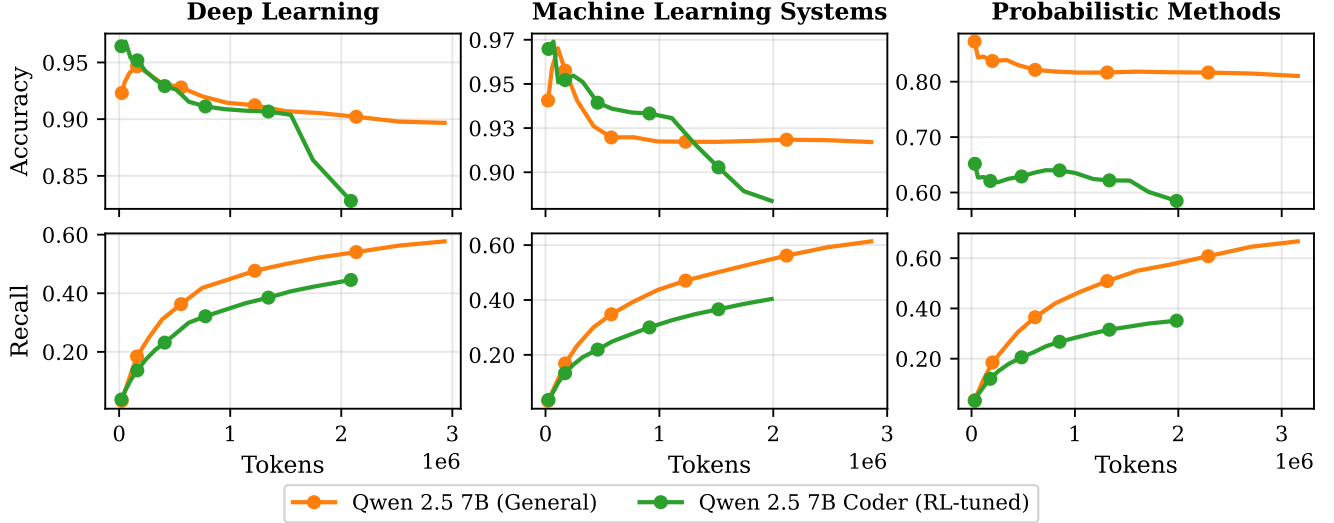
To investigate how domain-specific fine-tuning affects extractable knowledge, we compare two variants of the Qwen 2.5-7B family: the general-purpose Instruct model and the Coder model (RL-tuned for code generation tasks). Using the TAXONOMY-L5W5 strategy, we extract knowledge from three domains with varying relevance to the RL training objective.

Knowledge Coverage: Specialization Narrows Accessible Knowledge. As shown in Figure 3 (bottom row), the Coder model consistently achieves lower recall than the General model across all three domains. In the target domains (Deep Learning: 42.2% vs 57.7%; ML Systems: 40.4% vs 61.4%), the gap is substantial. In the non-target domain (Probabilistic Methods), the disparity widens further: 34.0% vs 66.7%, indicating a significant knowledge distribution shift away from non-target areas. This demonstrates that domain specialization does not increase the volume of accessible knowledge; instead, it narrows the model’s effective knowledge boundary.

Accuracy Dynamics: High-Confidence Exhaustion. The accuracy curves (Figure 3, top row) reveal a critical temporal pattern. In target domains, the Coder model exhibits higher initial accuracy (Deep Learning: 96.4% vs 92.3%; ML Systems: 97.0% vs 94.1%) but experiences rapid degradation ($3.7\times$ faster decline rate). By turn 10, the General model surpasses the Coder in accuracy, maintaining stable $\sim 90\%$ precision through turn 15, while the Coder drops to 86.4% and 88.4% respectively. In the non-target domain (Probabilistic Methods), the Coder model collapses entirely, maintaining only 60.1% accuracy compared to the

Table 1. Knowledge Extraction Metrics across Llama-3.1 Model Family (8B, 70B, 405B Instruct).

Domain	8B-Instruct		70B-Instruct		405B-Instruct	
	Recall	Accuracy	Recall	Accuracy	Recall	Accuracy
Deep Learning	25.8%	80.3%	39.4%	88.3%	37.8%	84.8%
ML Systems	25.5%	86.6%	36.4%	92.8%	42.2%	89.5%
Probabilistic Methods	30.5%	76.8%	34.9%	85.8%	37.1%	88.7%
Average	27.3%	81.2%	36.9%	89.0%	39.0%	87.7%


 Figure 3. **Specialized vs General Models.** Accuracy (top) and recall (bottom) curves for Qwen 2.5-7B Instruct vs. Coder across three domains. Deep Learning and ML Systems are target domains for the Coder model; Probabilistic Methods is a non-target domain.

General model’s 81.0%.

Interpretation: Pass@1 Optimization at the Cost of Pass@k. This behavior aligns with recent findings on RL-based alignment (Yue et al., 2025), which demonstrate that reinforcement learning optimizes Pass@1 (first-attempt correctness) while weakening Pass@k (sustained generation quality over multiple attempts). In our extraction framework, specialized models generate high-precision outputs in early turns when sampling from their dense training distribution, but quickly exhaust this “high-confidence zone.” Subsequent turns venture into lower-probability regions where the model’s compressed knowledge representation becomes unreliable. The general model, by contrast, maintains a broader and more robust knowledge distribution, enabling consistent extraction over extended horizons.

4.5. Stage 4: Cross-Series Analysis

To disentangle the effects of model architecture from training data, we compare three ~7B models from different organizations using the same TAXONOMY-L5W5 extraction strategy. This controlled experiment reveals how pretraining corpus composition influences both the volume and quality

of extractable knowledge.

Stable Recall Patterns Reflect Intrinsic Model Characteristics. As shown in Figure 4 (bottom row), the relative ordering of recall across the three models remains consistent across all domains: Qwen (38.2%, 36.4%, 43.2%) > DeepSeek-R1 (32.7%, 36.0%, 34.7%) > Llama (30.0%, 29.7%, 23.6%). This consistency suggests that each model family adopts a characteristic exploration strategy: Qwen prioritizes breadth (aggressive sampling), Llama emphasizes precision (conservative generation), and R1 occupies the middle ground. Importantly, these patterns persist despite domain shifts, indicating that recall is primarily governed by the model’s internal knowledge organization rather than domain-specific expertise.

Domain-Specific Accuracy Reveals Training Data Composition. In stark contrast to the stable recall patterns, accuracy varies dramatically across domains (Figure 4, top row), revealing clear domain preferences. Llama excels in engineering domains with 89.2% (Deep Learning) and 91.5% (ML Systems), but drops to 83.4% in Probabilistic Methods, reflecting Meta’s focus on practical, code-adjacent training data. Qwen dominates theoretical domains, achiev-

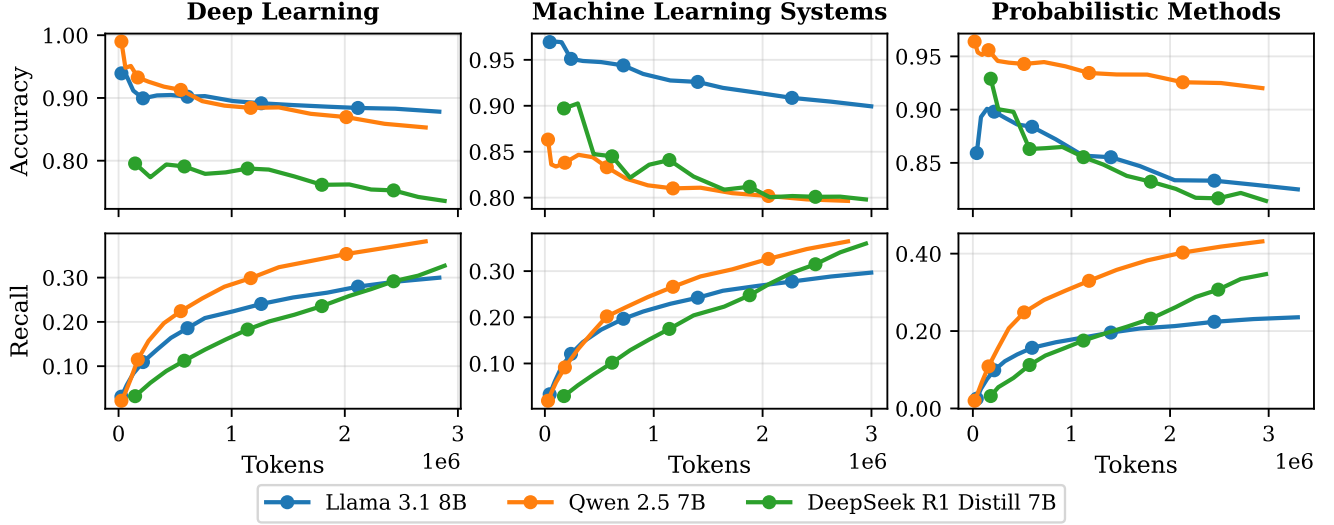


Figure 4. **Cross-Series Comparison.** Accuracy (top) and recall (bottom) curves for three ~ 7 B models from different organizations: Llama-3.1-8B, Qwen-2.5-7B, and DeepSeek-R1-Distill-7B.

ing 93.5% accuracy in Probabilistic Methods (the highest across all model-domain pairs) while showing moderate performance in engineering domains (86.9%, 80.9%), suggesting Alibaba’s corpus includes substantial mathematical and theoretical content. DeepSeek-R1 shows the lowest accuracy in Deep Learning (77.1%, -10% vs. base Qwen) and consistently underperforms in all domains, indicating that reasoning-oriented distillation compresses the knowledge distribution, sacrificing domain-specific expertise for abstract reasoning capabilities.

Training Data Dominates Model Behavior. The divergence between stable recall and variable accuracy demonstrates that training data composition determines the quality of extractable knowledge, while model architecture and capacity govern the volume. Notably, Qwen’s ability to achieve both high recall (43.2%) and high accuracy (93.5%) in Probabilistic Methods, a “Pareto-optimal” outcome, underscores the critical role of domain-aligned pre-training. Conversely, DeepSeek-R1’s uniformly degraded accuracy across domains suggests that reasoning enhancement, when achieved through aggressive distillation, may inadvertently prune domain-specific knowledge in favor of generalized reasoning patterns. We note that while Llama-3.1-8B has slightly more parameters than the 7B models, this does not confound our conclusions: the 7B models (Qwen, DeepSeek) consistently achieve higher recall than the 8B model across all domains, indicating that the observed differences reflect training data composition rather than parameter count.

5. Conclusion

We presented an interactive agentic framework for characterizing the knowledge boundaries of black-box LLMs, combining four exploration strategies with a three-stage processor for semantic deduplication and domain auditing. Our experiments reveal three key findings. First, strategy matters: the Recursive Taxonomy approach achieves Pareto dominance, with structured decomposition significantly outperforming naive sequential probing. Second, knowledge scales with size: recall increases from 27.3% (8B) to 39.0% (405B), confirming a knowledge scaling law. Third, specialization has costs: domain-specific fine-tuning improves initial accuracy in target domains but reduces recall across all domains and degrades both accuracy and recall in non-target domains, while training data composition fundamentally shapes each model family’s knowledge profile. These findings provide both a methodology for auditing model knowledge before deployment and insight into how pre-training choices shape the topology of machine knowledge. Future work may extend this framework to non-technical domains and incorporate human validation to further calibrate the LLM-based auditing pipeline.

Impact Statement

This paper presents work whose goal is to advance the field of machine learning. There are many potential societal consequences of our work, none of which we feel must be specifically highlighted here.

References

- Afkanpour, A., Dige, O., Tavakoli, F., Baghbanzadeh, N., Kohankhaki, F., and Dolatabadi, E. Automated capability evaluation of foundation models. *arXiv preprint arXiv:2505.17228*, 2025.
- Anderson, L. W., Krathwohl, D. R., et al. *A Taxonomy for Learning, Teaching, and Assessing: A Revision of Bloom’s Taxonomy of Educational Objectives*. Longman, 2001.
- Belinkov, Y. Probing classifiers: Promises, shortcomings, and advances. *Computational Linguistics*, 2022.
- Besta, M., Blach, N., Kubicek, A., Gerstenberger, R., Podstawski, M., Gianinazzi, L., Gajda, J., Lehmann, T., Niewiadomski, H., Nyczyk, P., et al. Graph of thoughts: Solving elaborate problems with large language models. In *AAAI*, 2024.
- Buehler, M. J. Agentic deep graph reasoning yields self-organizing knowledge networks. *Journal of Materials Research*, 2025.
- Cer, D., Diab, M., Agirre, E., Lopez-Gazpio, I., and Specia, L. Semeval-2017 task 1: Semantic textual similarity multilingual and crosslingual focused evaluation. In *SemEval*, 2017.
- del Águila Escobar, R. A., del Carmen Suárez-Figueroa, M., Fernández López, M., and Villazón Terrazas, B. Bridging text and knowledge: Explainable ai for knowledge graph classification and concept map-based semantic domain discovery with oboe framework. *Applied Sciences*, 2025.
- Du, Y., Li, S., Torralba, A., Tenenbaum, J. B., and Mordatch, I. Improving factuality and reasoning in language models through multiagent debate. In *ICML*, 2024.
- Frick, E., Chen, C., Tennyson, J., Li, T., Chiang, W.-L., Angelopoulos, A. N., and Stoica, I. Prompt-to-leaderboard. *arXiv preprint arXiv:2502.14855*, 2025.
- Ghosh, A., Dziadzio, S., Prabhu, A., Udandara, V., Albanie, S., and Bethge, M. Onebench to test them all: Sample-level benchmarking over open-ended capabilities. In *ACL*, 2025.
- Han, J., Band, N., Razzak, M., Kossen, J., Rudner, T. G. J., and Gal, Y. Simple factuality probes detect hallucinations in long-form natural language generation. In *EMNLP*, 2025.
- Hendrycks, D., Burns, C., Basart, S., Zou, A., Mazeika, M., Song, D., and Steinhardt, J. Measuring massive multitask language understanding. In *ICLR*, 2021.
- Hoffmann, J., Borgeaud, S., Mensch, A., Buchatskaya, E., Cai, T., Rutherford, E., de Las Casas, D., Hendricks, L. A., Welbl, J., Clark, A., et al. Training compute-optimal large language models. In *NeurIPS*, 2022.
- Hu, Y., Ma, R., Fan, Y., Shi, J., Cao, Z., Zhou, Y., Yuan, J., Yan, X., Zhang, W., Bai, L., et al. Flowsearch: Advancing deep research with dynamic structured knowledge flow. *arXiv preprint arXiv:2510.08521*, 2025.
- Kaplan, J., McCandlish, S., Henighan, T., Brown, T. B., Chess, B., Child, R., Gray, S., Radford, A., Wu, J., and Amodei, D. Scaling laws for neural language models. *arXiv preprint arXiv:2001.08361*, 2020.
- Kirk, R., Mediratta, I., Nalmpantis, C., Luketina, J., Hambro, E., Grefenstette, E., and Raileanu, R. Understanding the effects of rlhf on llm generalisation and diversity. In *ICLR*, 2024.
- Liang, T., He, Z., Jiao, W., Wang, X., Wang, Y., Wang, R., Yang, Y., Shi, S., and Tu, Z. Encouraging divergent thinking in large language models through multi-agent debate. In *EMNLP*, 2024.
- Lin, S., Hilton, J., and Evans, O. Truthfulqa: Measuring how models mimic human falsehoods. In *ACL*, 2022.
- Madaan, A., Tandon, N., Gupta, P., Hallinan, S., Gao, L., Wiegrefe, S., Alon, U., Dziri, N., Prabhume, S., Yang, Y., et al. Self-refine: Iterative refinement with self-feedback. In *NeurIPS*, 2023.
- Magar, I. and Schwartz, R. Data contamination: From memorization to exploitation. In *ACL*, 2022.
- Nakajima, Y. BabyAGI. <https://github.com/yoheinakajima/babyagi>, 2023.
- Ni, S., Bi, K., Guo, J., Yu, L., Bi, B., and Cheng, X. Towards fully exploiting llm internal states to enhance knowledge boundary perception. *arXiv preprint arXiv:2502.11677*, 2025.
- Reimers, N. and Gurevych, I. Sentence-bert: Sentence embeddings using siamese bert-networks. In *EMNLP*, 2019.
- Shi, Z., Wang, Z., Chen, T., Gao, S., Zhou, H., Sun, Q., and Li, J. Fine-tuned llms know they don’t know: A parameter-efficient approach to recovering honesty. *arXiv preprint arXiv:2511.12991*, 2025.
- Shinn, N., Cassano, F., Gopinath, A., Narasimhan, K., and Yao, S. Reflexion: Language agents with verbal reinforcement learning. In *NeurIPS*, 2023.
- Significant Gravitas. AutoGPT. <https://github.com/Significant-Gravitas/AutoGPT>, 2025.

- Wang, G., Xie, Y., Jiang, Y., Mandlekar, A., Xiao, C., Zhu, Y., Fan, L., and Anandkumar, A. Voyager: An open-ended embodied agent with large language models. *TMLR*, 2024.
- Wei, J., Wang, X., Schuurmans, D., Bosma, M., Xia, F., Chi, E., Le, Q. V., Zhou, D., et al. Chain-of-thought prompting elicits reasoning in large language models. In *NeurIPS*, 2022.
- Xiao, C., Chan, H. P., Zhang, H., Aljunied, M., Bing, L., Moubayed, N. A., and Rong, Y. Analyzing llms’ knowledge boundary cognition across languages through the lens of internal representations. *arXiv preprint arXiv:2504.13816*, 2025.
- Yang, Y., He, J., Chen, P., Gutiérrez-Basulto, V., and Pan, J. Uniark: Improving generalisation and consistency for factual knowledge extraction through debiasing. In *NAACL*, 2024.
- Yao, S., Zhao, J., Yu, D., Du, N., Shafran, I., Narasimhan, K. R., and Cao, Y. React: Synergizing reasoning and acting in language models. In *ICLR*, 2022.
- Yao, S., Yu, D., Zhao, J., Shafran, I., Griffiths, T., Cao, Y., and Narasimhan, K. Tree of thoughts: Deliberate problem solving with large language models. In *NeurIPS*, 2023.
- Yue, Y., Chen, Z., Lu, R., Zhao, A., Wang, Z., Yue, Y., Song, S., and Huang, G. Does reinforcement learning really incentivize reasoning capacity in LLMs beyond the base model? In *NeurIPS*, 2025.
- Zeng, Z., Wang, Y., Hajishirzi, H., and Koh, P. W. Evaltree: Profiling language model weaknesses via hierarchical capability trees. In *COLM*, 2025.
- Zhang, S., Yun, L., Wang, Z., Shang, J., and Peng, L. A tale of llms and induced small proxies: Scalable agents for knowledge mining. *arXiv preprint arXiv:2510.01427*, 2025.
- Zhang, Y., Baldridge, J., and He, L. Paws: Paraphrase adversaries from word scrambling. In *NAACL*, 2019.
- Zheng, H. S., Mishra, S., Chen, X., Cheng, H.-T., Chi, E. H., Le, Q. V., and Zhou, D. Take a step back: Evoking reasoning via abstraction in large language models. In *ICLR*, 2024.
- Zheng, L., Chiang, W.-L., Sheng, Y., Zhuang, S., Wu, Z., Zhuang, Y., Lin, Z., Li, Z., Li, D., Xing, E., et al. Judging llm-as-a-judge with mt-bench and chatbot arena. In *NeurIPS*, 2023.
- Zhou, P., Pujara, J., Ren, X., Chen, X., Cheng, H.-T., Le, Q. V., Chi, E., Zhou, D., Mishra, S., and Zheng, H. S. Self-discover: Large language models self-compose reasoning structures. In *NeurIPS*, 2024.

Appendix

A. Implementation Details

A.1. Hyperparameters and Thresholds

Table 2 lists the key hyperparameters and thresholds used in our experiments.

Parameter	Value	Description
Strict dedup threshold	0.92	Cosine similarity for automatic merge
Fuzzy dedup range	0.70–0.92	Range for LLM judge intervention
Max turns	15	Maximum extraction turns per run
Min growth ratio	0.01	Saturation stopping criterion
Min efficiency ratio	0.10	Minimum novel/raw ratio per turn
Min novel count	3	Absolute minimum new points per turn
Embedding model	Qwen3-8B-Emb	Sentence embedding
Judge model	DeepSeek-V3.1	Deduplication and domain audit
Embedding batch size	128	Texts per API call
LLM concurrency	20–50	Parallel API requests

Table 2. Hyperparameters and thresholds used in all experiments.

A.2. Domain Queries

We evaluate three domains selected from ICML’s official topic taxonomy. Throughout the paper, we refer to domains as *code-adjacent* when typical discussions involve implementation details, and as *non-code* when the content is primarily mathematical or conceptual.

- **Deep Learning:** Engineering-focused, code-adjacent domain covering neural network architectures, optimization techniques, and training methodologies.
- **Machine Learning Systems:** Systems-focused, code-adjacent domain covering distributed training, inference optimization, and ML infrastructure.
- **Probabilistic Methods:** Theory-focused, non-code domain covering Bayesian inference, probabilistic graphical models, and uncertainty quantification.

A.3. Pipeline Configurations

Table 3 summarizes the eight pipeline configurations evaluated in the Pareto analysis (Stage 1).

Pipeline ID	Strategy	Parameters	Description
P2.Sequential	Sequential	–	Iterative “What else?”
P3.Reflection	Reflection	–	Critic-actor loop
P4.Taxonomy_L2W2	Taxonomy	$W = 2$	$2 \times 2 = 4$ leaf nodes
P4.Taxonomy_L3W3	Taxonomy	$W = 3$	$3 \times 3 = 9$ leaf nodes
P4.Taxonomy_L5W5	Taxonomy	$W = 5$	$5 \times 5 = 25$ leaf nodes
P5.MultiProfile_N3	Multi-Profile	$N = 3$	3 expert personas
P5.MultiProfile_N10	Multi-Profile	$N = 10$	10 expert personas
P5.MultiProfile_N20	Multi-Profile	$N = 20$	20 expert personas

Table 3. Pipeline configurations for Pareto analysis. W denotes branching factor per level; N denotes number of expert profiles.

A.4. Pipeline Filtering Statistics

Table 4 reports the filtering rates at each stage of the knowledge processor. Here, raw points denote all extracted candidates before any filtering, and unique points denote candidates after the deduplication stage. On average, deduplication removes 2.9% of raw points, indicating that different extraction strategies rarely produce semantically identical statements. The domain audit stage is stricter: it rejects 14.0% of unique points that do not meet our Bloom’s Taxonomy-based valid

knowledge point rubric. Larger models exhibit lower audit rejection rates, suggesting higher precision in generating substantive knowledge points.

Table 4. Pipeline filtering statistics showing the effect of each processing stage. Dedup Rate measures the fraction filtered by vector-based and LLM-judge deduplication (raw \rightarrow unique). Audit Rate measures the fraction filtered by domain relevance auditing (unique \rightarrow valid). Data aggregated from the Scaling Law experiment (Llama-3.1 family).

Domain	Model	Raw	Unique	Valid	Dedup	Audit
Deep Learning	8B	3179	3056	2454	3.9%	19.7%
	70B	4351	4244	3746	2.5%	11.7%
	405B	4353	4234	3589	2.7%	15.2%
ML Systems	8B	3454	3319	2873	3.9%	13.4%
	70B	4567	4432	4111	3.0%	7.2%
	405B	5416	5317	4757	1.8%	10.5%
Probabilistic	8B	3991	3863	2968	3.2%	23.2%
	70B	4089	3955	3394	3.3%	14.2%
	405B	4131	4061	3603	1.7%	11.3%
Average		4059	3942	3499	2.9%	14.0%

B. Prompt Templates

This section provides the exact prompts used in each exploration strategy and the evaluation judges.

B.1. Sequential Probing (P2)

Turn 1 Prompt

List all atomic knowledge points about '{query}' in bullet points.

Turn $t > 1$ Prompt

{history}
User: What else? Please provide more specific and in-depth points that were not mentioned above.

B.2. Self-Reflective Refinement (P3)

Turn $t > 1$ Prompt

You are a senior subject matter expert in '{query}'.
We have already extracted the following {N} unique knowledge points:
{points_str}

Step 1: Self-Criticism
Analyze the coverage above. What advanced theories, subtle edge cases, or fundamental principles of '{query}' are missing, or described too superficially?

Step 2: New Extraction
Based on your analysis, list ONLY the new, missing knowledge points in bullet points.

CONSTRAINTS

- DO NOT repeat any points or concepts already mentioned above.
- Focus on depth and obscurity.
- Use the standard bullet point format (- Point).

B.3. Recursive Taxonomy Explorer (P4)

Level 1 Taxonomy Generation

You are a subject matter expert in '{query}'.

Task: Break down the domain '{query}' into exactly {W} major, distinct sub-categories.

Output format: Output ONLY {W} lines, one category name per line, starting with '- '. No descriptions, no explanations, no numbering.

Level 2 Expansion

In the field of '{query}', the sub-topic '{category}' can be further divided.

Task: List exactly {W} specific sub-fields or key components of '{category}'.

Output format: Output ONLY {W} lines, one sub-field name per line, starting with '- '. No descriptions, no explanations.

Leaf Node Mining (Turn 1)

You are an expert in '{query}', specifically in '{leaf}'.

Task: List fundamental knowledge points about '{leaf}'. Each knowledge point must be:

1. A complete, self-contained factual statement
2. Technically precise and accurate
3. Specific to '{leaf}' (not generic statements)

Output format: Each line starts with '- ' followed by a complete sentence. No headers, no explanations, no numbering.

B.4. Multi-Perspective Parallel Probing (P5)

Profile Generation

Identify {N} distinct types of experts for '{query}'. 1 sentence per expert. Bullet points.

Expert Extraction

You are expert: {profile}. Expertise: '{query}'. Collected: {points_str}

Identify 5 new niche advanced knowledge points. Bullet points ONLY.

B.5. Deduplication Judge Prompt

Semantic Redundancy Check

You are a knowledge engineering expert. Compare two knowledge points and determine if one is redundant given the other.

Point A: {text1}

Point B: {text2}

Criteria for redundancy (YES):

1. They refer to the exact same concept using different wording.
2. One is a pure synonym of the other.

Criteria for uniqueness (NO):

1. One provides more specific details than the other.
2. They are related but distinct concepts.
3. They describe different aspects of the same topic.

Respond ONLY with 'YES' or 'NO'.

B.6. Domain Relevance Audit Prompt

Bloom's Taxonomy Validation

Role: Senior Research Scientist in {query}.

Task: Evaluate if the given ``Knowledge Point`` constitutes a substantive piece of technical knowledge according to the following scientific rubric.

A valid ``Knowledge Point`` must fall into one of these three categories:

1. **Factual Knowledge:** Precise definitions, specific technical details, or discrete bits of information.
2. **Conceptual Knowledge:** Principles, theories, models, or interrelationships between basic elements.
3. **Procedural Knowledge:** Algorithms, techniques, methods, specific implementation steps, or mathematical formulas.

Criteria for 'YES' (Must meet ALL):

- Truth/Accuracy: The statement must be factually correct.
- Substantive Content: It must provide actual information. Reject meta-statements.
- Technical Precision: It should use domain-specific language correctly.
- Completeness: It must be a full, coherent sentence or proposition.

Criteria for 'NO' (Reject these):

- Introductory Fluff: Generic statements like ``Data quality is important``.
- Meta-Knowledge: Statements about field development.
- Structural Fragments: Headers, titles, or list pointers.

Knowledge Point: ``{knowledge.point}``

Decision: Respond with ONLY 'YES' or 'NO'.

C. Detailed Experimental Results

C.1. Stage 1: Per-Domain Pareto Data

Table 5 shows the final yield ratio achieved by each pipeline in each domain at saturation (up to 15 turns).

C.2. Stage 2: Full Scaling Law Results

Table 6 presents the complete metrics for all model sizes across all domains.

C.3. Stage 3: RL Fine-Tuning Detailed Comparison

Table 7 provides the complete comparison between Qwen 2.5-7B Instruct (General) and Qwen 2.5-7B Coder (RL-tuned).

Table 5. Final yield ratio (normalized to Taxonomy-L2W2 = 1.0) per domain and aggregated statistics. The Mean \pm Std column corresponds to the values plotted in Figure 2.

Pipeline	Deep Learning	ML Systems	Prob. Methods	Mean \pm Std
Sequential	0.28	0.25	0.31	0.28 ± 0.02
Reflective	0.32	0.29	0.34	0.32 ± 0.02
Taxonomy-L2W2	1.00	1.00	1.00	1.00 ± 0.00
Taxonomy-L3W3	2.15	2.08	2.21	2.15 ± 0.05
Taxonomy-L5W5	5.87	5.92	6.14	5.98 ± 0.12
MultiProfile-N3	1.42	1.38	1.45	1.42 ± 0.03
MultiProfile-N10	2.89	2.76	2.95	2.87 ± 0.08
MultiProfile-N20	4.21	4.05	4.32	4.19 ± 0.11

Model	Domain	Recall	Accuracy
Llama-3.1-8B	Deep Learning	28.1%	79.5%
	ML Systems	26.8%	82.1%
	Prob. Methods	27.0%	82.0%
	Average	27.3%	81.2%
Llama-3.1-70B	Deep Learning	37.2%	88.4%
	ML Systems	35.9%	89.8%
	Prob. Methods	37.6%	88.8%
	Average	36.9%	89.0%
Llama-3.1-405B	Deep Learning	39.5%	87.2%
	ML Systems	38.2%	88.1%
	Prob. Methods	39.3%	87.8%
	Average	39.0%	87.7%

Table 6. Full scaling law results across all model sizes and domains. Recall measures coverage of the cross-model knowledge union; Accuracy measures the fraction of unique outputs that pass domain audit. Average values match those reported in the main text (Table 1).

C.4. Stage 4: Cross-Series Full Comparison

Table 8 presents the complete comparison across model families.

C.5. Absolute Counts and Union Sizes

Table 9 provides the raw extraction counts and union sizes for the Cross-Series experiment, enabling readers to verify recall calculations and understand the absolute scale of extracted knowledge.

Domain	Model	Final Recall	Final Acc.	Init. Acc.	Decline Rate
Deep Learning	General Coder	57.7%	89.2%	92.3%	0.21%/turn
		42.2%	86.4%	96.4%	0.78%/turn
ML Systems	General Coder	61.4%	90.1%	94.1%	0.27%/turn
		40.4%	88.4%	97.0%	0.57%/turn
Prob. Methods	General Coder	66.7%	81.0%	85.2%	0.28%/turn
		34.0%	60.1%	72.3%	0.81%/turn

Table 7. RL fine-tuning comparison. Init. Acc. = accuracy at turn 1; Decline Rate = average accuracy drop per turn.

Domain	Model	Recall	Accuracy
Deep Learning	Llama-3.1-8B	30.0%	89.2%
	Qwen-2.5-7B	38.2%	86.9%
	DeepSeek-R1-7B	32.7%	77.1%
ML Systems	Llama-3.1-8B	29.7%	91.5%
	Qwen-2.5-7B	36.4%	80.9%
	DeepSeek-R1-7B	36.0%	82.3%
Prob. Methods	Llama-3.1-8B	23.6%	83.4%
	Qwen-2.5-7B	43.2%	93.5%
	DeepSeek-R1-7B	34.7%	79.8%

 Table 8. Cross-series comparison at ~ 7 B scale. Recall measures coverage of the knowledge union; Accuracy measures the fraction of unique outputs that pass domain audit.

Table 9. Absolute knowledge counts and union sizes for the Cross-Series experiment (Stage 4). Raw = total extracted points before processing; Unique = after deduplication; Valid = after domain audit; Union = merged valid points across all models after cross-model deduplication.

Domain	Model	Raw	Unique	Valid	Union
Deep Learning	Llama-3.1-8B	3,045	2,997	2,674	8,919
	Qwen-2.5-7B	3,992	3,917	3,405	
	DeepSeek-R1-7B	3,961	3,779	2,915	
ML Systems	Llama-3.1-8B	3,132	3,078	2,817	9,493
	Qwen-2.5-7B	4,343	4,274	3,459	
	DeepSeek-R1-7B	4,278	4,096	3,414	
Prob. Methods	Llama-3.1-8B	2,676	2,647	2,208	9,373
	Qwen-2.5-7B	4,397	4,329	4,046	
	DeepSeek-R1-7B	3,995	3,852	3,253	