



From Pixels to Facts (Pix2Fact): Benchmarking Multi-Hop Reasoning for Fine-Grained Visual Fact Checking

Yifan Jiang^{1,2} Cong Zhang^{1,3} Bofei Zhang^{1,4} Yifan Yang³ Bingzhang Wang⁵ Yew-Soon Ong³

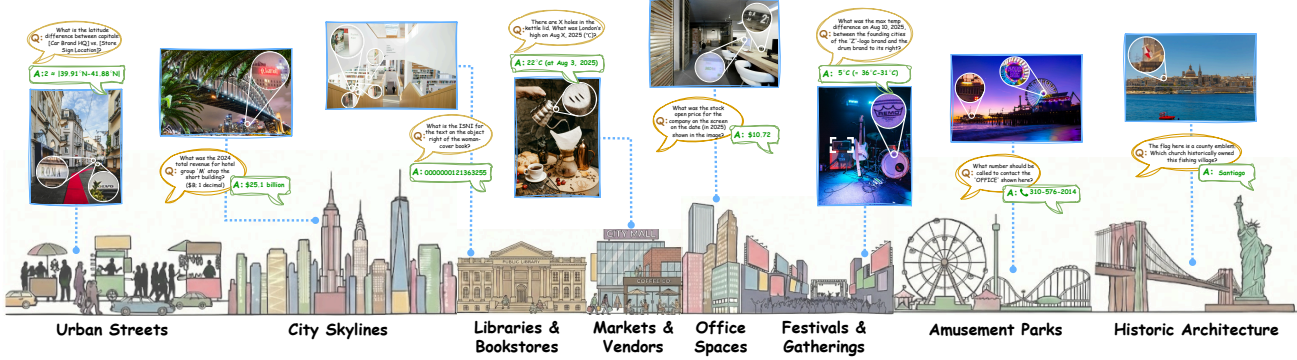


Figure 1. The scenarios and examples of Pix2Fact.

Abstract

Despite progress on general tasks, VLMs struggle with challenges demanding both detailed visual grounding and deliberate knowledge-based reasoning, a synergy not captured by existing benchmarks that evaluate these skills separately. To close this gap, we introduce **Pix2Fact**, a new visual question-answering benchmark designed to evaluate expert-level perception and knowledge-intensive multi-hop reasoning. Pix2Fact contains 1,000 high-resolution (4K+) images spanning 8 daily-life scenarios and situations, with questions and answers meticulously crafted by annotators holding PhDs from top global universities working in partnership with a professional data annotation firm. Each question requires detailed visual grounding, multi-hop reasoning, and the integration of external knowledge to answer. Our evaluation of 9 state-of-the-art VLMs, including proprietary models like Gemini-3-Pro and GPT-5, reveals the substantial challenge posed by Pix2Fact: the most advanced model achieves only 24.0% average accuracy, in stark contrast to human perfor-

mance of 56%. This significant gap underscores the limitations of current models in replicating human-level visual comprehension. We believe Pix2Fact will serve as a critical benchmark to drive the development of next-generation multi-modal agents that combine fine-grained perception with robust, knowledge-based reasoning.

1. Introduction

The evolution of AI models is moving increasingly toward task-specific specialization (Comanici et al., 2025; Anthropic, 2025; Choong et al., 2023), not the fragmentation of isolated abilities. For complex domains like visual understanding, solving real problems demands multiple integrated capabilities, such as reasoning and search, within a single unified model. This shift exposes a critical gap in evaluation, as current benchmarks fail to holistically assess how effectively a model combines these diverse skills in practice.

This challenge is particularly evident in visual language models (VLMs). Accurately grounding small objects in high-resolution scenes remains a critical, last-mile obstacle to realizing their promise in human daily-living applications. Although recent progress in high-resolution visual grounding has been driven by benchmarks focusing on structured domains like graphical user interfaces (GUIs) for tasks such as operating system control (Zhao et al., 2025a), a

¹GADE Union (Global AI Data Experts Union) ²Shanghai Jiao Tong University, China ³Nanyang Technological University, Singapore ⁴New York University ⁵The University of Hong Kong. Correspondence to: Cong Zhang <cong.zhang92@gmail.com>.

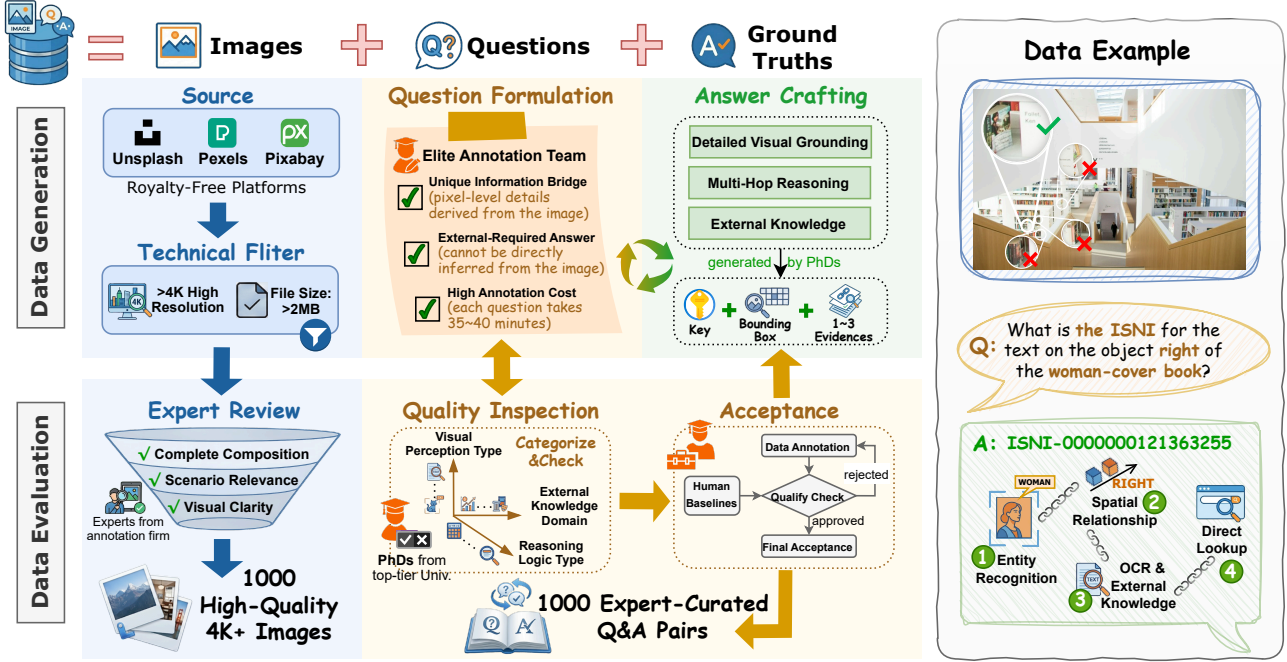


Figure 2. The process of constructing Pix2Fact benchmark.

comprehensive benchmark for open-world, daily-life scenarios is still notably missing (Gao et al., 2025; Zhao et al., 2025b; Wu & Xie, 2024). This gap hinders our ability to systematically measure and advance the capabilities of vision-language agents in unstructured, knowledge-rich environments, presenting a significant barrier to their broader practical application.

A quintessential example from daily life is a tour guide identifying a distant mountain and recalling its history upon a tourist’s query. For humans, this task, i.e., leveraging broad knowledge to connect subtle visual cues with structured facts, is straightforward, often aided by a reference like a guidebook. For modern VLMs, however, it remains extremely difficult. They struggle to simultaneously ground queries in small, local visual details and execute the necessary multi-step reasoning to retrieve and synthesize the correct knowledge. Precisely because of this gap, the integrated demand for fine-grained visual perception and deliberate reasoning in real-world settings remains a significant, unmeasured challenge for current Vision-Language Models (VLMs) (Lin et al., 2025; Bai et al., 2025). To close this gap, we introduce **Pix2Fact**, a new visual question-answering benchmark designed to evaluate fine-grained visual grounding and deliberate, knowledge-intensive reasoning performance of VLMs. It comprises 1,000 high-resolution (4K+) images covering 8 diverse daily-life scenarios and situations: amusement parks, city skylines, festivals & gatherings, historic architecture, libraries & bookstores, markets & vendors, office spaces, and urban streets. To ensure the

exceptional quality of the Pix2Fact dataset, every image-question-answer triplet is meticulously crafted through a collaboration between domain experts (PhDs from top-tier global universities) and a professional data annotation service provider¹. This dual-layer process guarantees that each question necessitates detailed visual grounding, multi-hop reasoning, and the integration of external knowledge to answer.

To this end, the Pix2Fact dataset is constructed through a cohesive methodology to ensure high visual quality and to create questions that deliberately necessitate multi-hop reasoning on external knowledge. This integrated approach begins with a three-stage pipeline for image curation. First, high-resolution images are acquired exclusively from license-free platforms to ensure legal compliance and diversity. To ensure a baseline of high-fidelity imagery, an automated pre-screening process then filters out images below heuristic thresholds, including resolution and file size. Finally, PhD-level expert manual review filters out images with poor composition or contextual irrelevance. To transform these images into a benchmark, our annotation process implements a rigorous multi-stage verification system based on two principles. First, each question is carefully designed to be multi-hop reasoning. Second, answering requires models to combine fine-grained visual details with strictly external knowledge. This dual design validates the dataset’s purpose

¹We maintain a deep collaborative partnership with Innopulse Technology, leveraging their expertise in data curation, annotation, and quality assurance. Please see Appendix H for details.

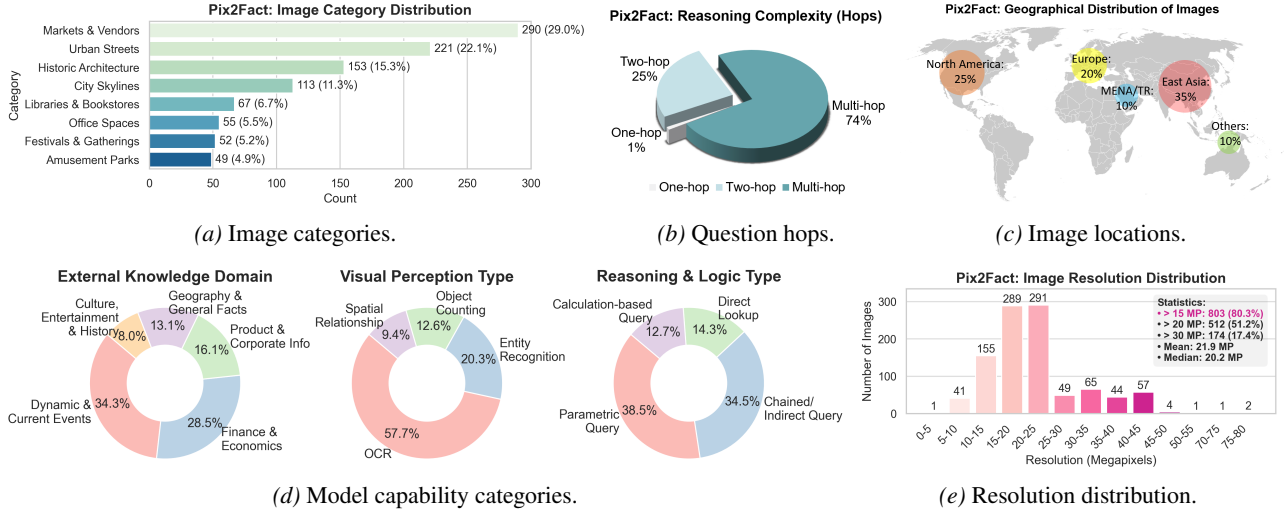


Figure 3. Statistics of Pix2Fact.

by compelling and testing a model’s ability to perform precise visual grounding coupled with knowledge retrieval and reasoning.

The evaluation of nine leading VLMs (including Gemini-3-Pro and GPT-5) highlights a substantial performance gap on Pix2Fact: the top model attains just 24% average accuracy, compared to 56% for humans. The significant performance gap underscores a critical bottleneck in current Vision-Language Models (VLMs): they lack the capacity for the multi-hop reasoning required to link precise visual details with relevant external knowledge. Therefore, Pix2Fact establishes an essential benchmark to drive progress toward multimodal systems that integrate fine-grained perception with robust, knowledge-based reasoning. By explicitly evaluating the conjunction of these three capabilities, this dataset provides a meaningful testbed for developing and diagnosing more sophisticated, knowledge-aware vision-language reasoning architectures.

2. Related Work

Detailed Visual Grounding Benchmark

Recent visual grounding benchmarks have significantly advanced fine-grained perception in complex domains such as ultra-high-resolution aerial imagery, computational pathology, remote sensing, and 3D scene understanding, often by scaling to gigapixel scenes or incorporating novel sensors. A prevalent and limiting trend in these benchmarks, however, is their treatment of the perceptual localization task in isolation from knowledge-intensive, multi-step reasoning. For instance, while GigaGrounding (Ma et al., 2024) introduces multi-hop referring expressions for gigapixel aerial imagery, its reasoning is confined to spatial and visual cues within the scene itself. Benchmarks in remote sensing (e.g., Aeri-

alVG (Liu et al., 2025), VRSBench (Li et al., 2024b)) and 3D scenes (e.g., Anywhere3D-Bench (Wang et al., 2025b)) rigorously evaluate the understanding of visible content and geometric relationships but do not incorporate external world knowledge. Even in specialized domains like medicine, where PathVG (Zhong et al., 2025) and MedSG-Bench (Yue et al., 2025) integrate domain-specific terminology, reasoning remains bound to the immediate visual context without engaging broader knowledge retrieval or causal inference. This limitation persists in benchmarks like LuoJia-VG (She et al., 2025), which frame “scene knowledge” strictly as contextual facts intrinsic to the imagery rather than as connections to an open-world knowledge base. Similarly, search mechanisms such as V^* (Wu & Xie, 2024), designed for detailed queries in everyday scenes, remain constrained by internal priors without access to open-world knowledge. We argue that integrating perception with open-world knowledge and reasoning is a fundamental capability required for vision-language agents (VLAs) to transition from laboratory benchmarks to robust, real-world applications.

VLM Reasoning Benchmark

The release of models like DeepSeek-R1 (Guo et al., 2025) has intensified focus on evaluating complex reasoning in large language models (Wu & Cardie, 2025; Lin et al., 2024; Dong et al., 2025; Zhu et al., 2024), spurring the creation of multimodal benchmarks that establish rigorous frontiers for multi-hop reasoning across knowledge graphs (Nguyen et al., 2024), textual events (Saha et al., 2025), and visual data (Zhao et al., 2024a). However, these benchmarks predominantly address individual dimensions of the challenge, i.e., excelling either at external knowledge integration or fine-grained visual reasoning, but fail to assess the synergistic combination essential for advanced

Benchmark	Professional Data Annotation Firm	Detailed Grounding	RAG Use	Multi-hop Reasoning	Knowledge Intensity
<i>Detailed Visual Grounding Benchmarks</i>					
GigaGrounding (Ma et al., 2024)	✗	✓	✗	✗	✗
PathVG (Zhong et al., 2025)	✗	✓	✗	✗	✓
AerialVG (Liu et al., 2025)	✗	✓	✗	✗	✗
Anywhere3D-Bench (Wang et al., 2025b)	✗	✓	✗	✗	✗
VRSBench (Li et al., 2024b)	✗	✓	✗	✗	✗
MedSG-Bench (Yue et al., 2025)	✗	✓	✗	✗	✗
LuoJia-VG (She et al., 2025)	✗	✓	✗	✗	✗
V* (Wu & Xie, 2024)	✗	✓	✗	✗	✗
<i>VLM Reasoning Benchmark</i>					
ReasonVQA (Tran et al., 2025)	✗	✗	✗	✓	✓
MEQA (Li et al., 2024a)	✗	✗	✗	✓	✓
MathSearch (Madan et al.)	✗	✓	✗	✓	✗
MIRB (Zhao et al., 2024b)	✗	✗	✗	✓	✗
MuirBench (Wang et al., 2025a)	✗	✗	✗	✓	✗
SlideVQA (Tanaka et al., 2023)	✗	✗	✗	✓	✗
<i>Retrieval Augmented Generation Benchmark for VLM</i>					
VLR-Bench (Lim et al., 2025)	✗	✗	✓	✗	✓
BOK-VQA (Kim et al., 2024)	✗	✗	✓	✗	✓
EchoSight (Yan & Xie, 2024)	✗	✗	✓	✗	✓
Pix2Fact (This Work)	✓	✓	✓	✓	✓

Table 1. **Comparison of benchmarks.** ✓ indicates full support, ✗ indicates no support, and ✗ indicates partial support. We are partnering with a professional data annotation service to meticulously curate, annotate, and validate the entire dataset, ensuring its high quality.

real-world applications. For instance, while benchmarks like ReasonVQA (Tran et al., 2025) construct multi-hop questions over knowledge graphs, they decouple this symbolic inference from challenging visual understanding. Conversely, benchmarks such as MathSearch (Madan et al.) and SlideVQA (Tanaka et al., 2023) expertly couple visual interpretation with sequential reasoning but operate in a closed-world context without external knowledge retrieval. This divide persists elsewhere. MEQA (Li et al., 2024a) advances multi-hop reasoning through dynamic event chains but remains purely textual, while multi-image benchmarks like MIRB (Zhao et al., 2024b) and MuirBench (Wang et al., 2025a) focus on perceptual reasoning within provided image sets rather than on active retrieval from expansive knowledge sources. Consequently, a critical gap exists for a benchmark that jointly entails fine-grained visual grounding, active knowledge retrieval, and multi-step symbolic reasoning, which we believe is an integrated capability fundamental for the next generation of expert-level, knowledge-aware vision-language systems.

Retrieval Augmented Generation Benchmark for VLM

Knowledge-intensive tasks have been extensively studied since the emergence of large language models (LLMs) (Gao et al., 2023; Tang & Yang, 2024; Yang et al., 2024). Recent benchmarks and methods have begun integrating retrieval with vision-language tasks. VLR-Bench (Lim et al., 2025) contributes a multilingual retrieval evaluation setup, BOK-VQA (Kim et al., 2024) introduces a large-scale knowledge-

grounded $V(Q, A)$ dataset with structured knowledge injection, and EchoSight (Yan & Xie, 2024) validates an effective image-to-knowledge retrieval framework. Their core strengths lie in explicitly linking visual questions to external knowledge. However, a key shared limitation is their reliance on simplified settings, such as closed-domain retrieval, single-hop reasoning, or coarse visual analysis, which fails to address the need for models that jointly perform fine-grained visual understanding, open-world knowledge retrieval, and multi-step reasoning.

3. Pix2Fact

3.1. An Overview of Pix2Fact

We present Pix2Fact, a novel visual question-answering benchmark designed to evaluate the fine-grained visual grounding and deliberate, knowledge-intensive reasoning of vision-language models in daily-life scenarios. It comprises 1,000 high-resolution (4K+) images across eight diverse real-world categories, including amusement parks, city skylines, festivals & gatherings, historic architecture, libraries & bookstores, markets & vendors, office spaces, and urban streets, ensuring broad applicability. Pix2Fact challenges models to integrate precise visual evidence with structured world knowledge, moving beyond simple recognition toward a deeper scene understanding. Dataset statistics and category coverage are detailed in Figure 3.

To transform the images into a benchmark, Pix2Fact pro-

Pix2Fact: Benchmarking Multi-Hop Reasoning for Fine-Grained Visual Fact Checking

Models	Model Size	Overall Accuracy (%)	Amusement Parks (49)	City Skylines (113)	Festivals & Gatherings (52)	Historic Architecture (153)	Libraries & Bookstores (67)	Markets & Vendors (290)	Office Spaces (55)	Urban Streets (221)
<i>Open-weights models</i>										
Qwen3-VL-Instruct	32B	0.3	4.1	0.0	0.0	0.0	0.0	0.0	0.0	0.5
<i>Closed-weights models</i>										
Gemini-3-Pro	NA	12.5	20.4	15.0	9.6	14.4	14.9	11.4	12.7	9.5
Gemini-2.5-Pro	NA	8.1	12.2	8.8	3.9	5.2	10.4	11.0	7.3	5.4
GPT-5	NA	5.6	12.2	3.5	1.9	7.8	6.0	6.9	1.8	3.6
GPT-4o	NA	2.8	4.1	0.9	1.9	3.3	3.0	3.5	3.6	2.3
Claude 4.5 opus	NA	4.0	8.2	4.4	3.9	3.9	4.5	4.1	0.0	3.6
Doubao-Seed-1.6	NA	2.4	6.1	1.8	5.8	1.3	3.0	2.8	1.8	2.3
Doubao-Seed-1.8	NA	2.5	6.1	3.5	1.9	1.3	6.0	2.1	1.8	1.8
Grok-4.1	NA	1.9	2.0	0.9	0.0	3.3	1.5	1.4	1.8	2.7
<i>Closed-weight models with web-search capabilities</i>										
Gemini-3-Pro	NA	27.0	34.7	28.3	25.0	26.8	34.3	27.9	27.3	21.7
Gemini-2.5-Pro	NA	16.0	26.5	19.5	7.7	13.1	17.9	14.1	10.9	19.0
GPT-5	NA	11.5	16.3	15.0	3.9	14.4	6.0	14.1	9.1	7.2
Doubao-Seed-1.8	NA	13.0	18.4	8.8	7.7	12.4	13.4	16.6	10.9	11.3
Grok-4.1	NA	1.9	4.1	2.6	0.0	0.0	4.5	2.4	0.0	1.8

Table 2. VLMs Performance on Each Image Category. This table shows the accuracy of various large language models across 8 urban scene categories. Each cell shows the model’s accuracy percentage (%) for that category, with the number in parentheses indicating the total questions. A heatmap uses a gradient from white (lowest performance) to dark gray (highest performance) for quick comparison of model strengths and weaknesses. **Bold green** values indicate the highest scores in each column.

vides 1,000 expert-curated (Q, A) pairs (one per high-resolution image). All the questions and corresponding ground truth answers were meticulously curated through a structured collaboration between domain experts and professional annotators to ensure exceptional quality and rigor. Specifically, PhD researchers from top-tier global universities provided the domain expertise necessary for crafting and validating complex, knowledge-intensive questions, while a professional data annotation service partner managed the project pipeline and implemented standardized quality control protocols. This collaborative workflow consisted of three defined phases, i.e., initial (Q, A) crafting, multi-stage quality inspection, and final acceptance, ensuring each question met our strict criteria for requiring unique visual grounding and external knowledge. This dual-layer process, which merges deep expert insight with industrialized annotation standards, guarantees the benchmark’s consistency and establishes a high-quality standard for evaluating fine-grained visual reasoning.

As shown in Figure 1, Pix2Fact presents vision-language models with four core challenges. We especially highlight the need for both meticulous visual grounding and subsequent knowledge-intensive reasoning, requiring models to first identify unique local clues and then consult external information to form an answer.

The benchmark dataset was constructed by PhD-level experts from leading global universities in partnership with Innopulse Technology, a professional data annotation firm. The experts’ backgrounds and details on Innopulse are provided in Appendices D and Appendix H, respectively.

For comprehensive access to our full dataset and benchmark leader-board, please visit our dataset at https://github.com/Pix2FactEval/pix2fact_eval.

3.2. Image Data Curation Process

This procedure outlines a clear, two-stage methodology for curating high-quality images. It begins with sourcing photographs exclusively from approved, royalty-free platforms (Unsplash², Pexels³, and Pixabay⁴) ensuring all materials are legally cleared for professional application. Each candidate image is then evaluated against stringent criteria. First, the required technical specifications stipulate a minimum file size of 2MB, and the resolution must be high (within the 4K to 8K range) while retaining sharpness and clarity even upon close inspection. Second, it must meet visual standards, meaning it should be well-composed, free of watermarks or distortion, and feature a strong, unobstructed subject.

The selection process unfolds through two distinct, complementary phases designed to balance efficiency with qualitative rigor. The first phase is an automated technical screening, where images are rapidly filtered using specialized software to eliminate any files that fail to meet the fundamental size (≥ 2 MB) and resolution (4K-8K) benchmarks. This initial gate ensures that only technically viable candidates proceed. Those that pass advance to the decisive second

²Unsplash: Please visit <https://unsplash.com/> for details.

³Pexels: Please visit <http://www.pexels.com/> for details.

⁴Pixabay: please visit <https://pixabay.com/> for details.

Pix2Fact: Benchmarking Multi-Hop Reasoning for Fine-Grained Visual Fact Checking

(a) Web-search Knowledge Domain Type							
Models	Model Size	Overall Accuracy (%)	Culture, Entertainment & History (80)	Dynamic & Current Events (343)	Finance & Economics (285)	Geography & General Facts (131)	Product & Corporate Info (161)
Open-weights models							
Qwen3-VL-Instruct	32B	0.3	1.25	0.0	0.0	0.76	0.62
Closed-weights models							
Gemini-3-Pro	NA	12.5	26.25	11.08	4.91	19.85	16.15
Gemini-2.5-Pro	NA	8.1	17.5	8.16	2.46	13.74	8.7
GPT-5	NA	5.6	6.25	6.12	1.05	10.69	8.07
GPT-4o	NA	2.8	2.5	3.79	0.0	3.82	4.97
Claude 4.5 opus	NA	4.0	10.0	2.62	2.81	6.11	4.35
Doubao-Seed-1.6	NA	2.4	5.0	1.17	0.7	5.34	4.35
Doubao-Seed-1.8	NA	2.5	10.0	1.17	1.05	4.58	2.48
Grok-4.1	NA	1.9	1.25	1.75	1.05	2.29	3.73
Closed-weight models with web-search capabilities							
Gemini-3-Pro	NA	27.0	41.25	27.41	22.81	26.72	26.71
Gemini-2.5-Pro	NA	16.0	22.5	13.7	11.93	19.08	22.36
GPT-5	NA	11.6	21.25	13.12	6.67	12.98	11.18
Doubao-Seed-1.8	NA	13.0	15.0	13.7	11.93	16.03	9.94
Grok-4.1	NA	1.9	5.0	1.75	0.7	2.29	2.48

(b) Visual Perception Type							(c) Reasoning Logic Type			
Models	Model Size	Overall Accuracy (%)	Entity Recognition (203)	Object Counting (126)	OCR (577)	Spatial Relationship (94)	Calculation-based Query (127)	Chained/Indirect Query (345)	Direct Lookup (143)	Parametric Query (385)
Open-weights models										
Qwen3-VL-Instruct	32B	0.3	0.0	0.79	0.35	0.0	0.79	0.58	0.0	0.0
Closed-weights models										
Gemini-3-Pro	NA	12.5	11.82	17.46	11.79	11.7	5.51	13.33	13.99	13.51
Gemini-2.5-Pro	NA	8.1	4.93	5.56	9.88	7.45	3.94	8.12	7.69	9.61
GPT-5	NA	5.6	4.93	7.14	4.85	9.57	3.15	6.09	6.29	5.71
GPT-4o	NA	2.8	1.48	4.76	2.43	5.32	2.36	3.19	1.4	3.12
Claude 4.5 opus	NA	4.0	5.42	3.97	3.47	4.26	2.36	4.93	4.9	3.38
Doubao-Seed-1.6	NA	2.4	2.96	1.59	2.08	4.26	1.57	2.9	2.8	2.08
Doubao-Seed-1.8	NA	2.5	0.99	3.17	3.12	1.06	0.79	3.48	2.1	2.34
Grok-4.1	NA	1.9	0.49	2.38	1.73	5.32	0.79	2.32	2.1	1.82
Closed-weight models with web-search capabilities										
Gemini-3-Pro	NA	27.0	33.99	23.81	26.0	22.34	21.26	31.59	31.47	23.12
Gemini-2.5-Pro	NA	15.9	18.72	8.73	17.16	11.7	13.39	14.49	23.78	15.06
GPT-5	NA	11.6	15.27	14.29	9.88	10.64	6.3	14.2	16.78	9.09
Doubao-Seed-1.8	NA	13.0	12.32	13.49	13.52	10.64	18.9	11.88	6.29	14.55
Grok-4.1	NA	1.9	1.97	1.59	1.73	3.19	2.36	1.74	2.8	1.56

Table 3. Performance Across Knowledge Domains, Visual Perception, and Reasoning Types. This subtable presents model accuracy across two distinct analyses: (1) 5 knowledge domains and (2) a two-dimensional breakdown by Visual Perception Types and Reasoning Logic Types. For each specific domain or task type, the cell shows the accuracy percentage (correct / total × 100%) with the corresponding total number of questions in parentheses. The “Overall Accuracy” column displays the aggregate accuracy across all 1000 questions. Background shading intensity correlates with performance level (darker indicates better performance). **Bold green** values indicate the highest scores in each column.

phase, i.e., a detailed manual review by the human expert. In this stage, an expert carefully examines each image. Any images that are deemed poorly composed, unclear, or thematically misaligned being systematically excluded. This combined approach results in a final collection of images that are not only technically excellent and copyright-safe, but also visually effective and ready for immediate annotation.

Our final dataset comprises ultra-high-resolution images, as detailed in Figure 3e. This collection is characterized by exceptionally detailed visuals, with 580 images ranging

from 15 to 25 megapixels and file sizes extending up to 20MB. The prevalence of such high-fidelity images provides the intricate visual detail necessary for generating accurate and complex queries in visual grounding tasks.

3.3. (Q, A) Pair Construction Process

The annotation process follows a carefully structured three-tier quality control system. Each question is authored by a doctoral-level annotator, undergoes a full review by a second doctoral reviewer, and is finalized by a senior doctoral expert with professional quality inspection experience. If

	🎓Expert Participants For Exam-1			🎓Expert Participants For Exam-2			🌟VLM Elite	
	PhD Level Expert 1	PhD Level Expert 2	PhD Level Expert 3	PhD Level Expert 4	PhD Level Expert 5	PhD Level Expert 6	Gemini-3-Pro	Gemini-3-Pro with web-search 🔍
<i>Exam-1 (with 50 number of questions in total)</i>								
City Skylines (10)	50.0	40.0	30.0	–	–	–	0.0	20.0
Historic Architecture (19)	68.4	42.1	42.1	–	–	–	21.1	42.1
Office Spaces (9)	44.4	22.2	55.6	–	–	–	11.1	22.2
Urban Streets (12)	33.3	33.3	41.7	–	–	–	25.0	16.7
Avg. Accuracy	52.0	36.0	42.0	–	–	–	16.0	28.0
<i>Exam-2 (with 50 number of questions in total)</i>								
Amusement Parks (1)	–	–	–	100.0	100.0	100.0	0.0	0.0
City Skylines (1)	–	–	–	100.0	0.0	0.0	0.0	0.0
Festivals & Gatherings (1)	–	–	–	100.0	0.0	0.0	100.0	100.0
Historic Architecture (5)	–	–	–	60.0	40.0	80.0	0.0	20.0
Libraries & Bookstores (7)	–	–	–	42.9	57.1	57.1	28.6	28.6
Markets & Vendors (24)	–	–	–	37.5	41.7	66.7	8.3	16.7
Office Spaces (3)	–	–	–	33.3	33.3	66.7	0.0	0.0
Urban Streets (8)	–	–	–	37.5	25.0	25.0	25.0	25.0
Avg. Accuracy	–	–	–	44.0	40.0	60.0	14.0	20.0

Table 4. **Performance Comparison with Human Baseline.** We randomly sampled 100 questions from 1000 questions, then divided them into 2 exam papers (50 questions each), with 3 human experts assigned to each exam paper. Each cell shows the accuracy percentage. The number in parentheses after each category title indicates the total number of questions for that category per expert. The “Avg. Accuracy” row displays the average accuracy for each participant/model. **Bold green** values indicate the highest scores in each column.

a question does not pass review at any stage, it is returned to the annotator for revision or reconstruction. This multi-layered review, conducted entirely by qualified researchers, ensures the foundational reliability and academic quality of each (Q, A) pair.

The design of each question follows two fundamental principles. First, the vision clue, i.e., the specific search keyword, must be derived exclusively from fine-grained, pixel-level details visible in the image, requiring models to perform localized visual analysis. Second, the final answer must be grounded in external, verifiable knowledge that cannot be inferred from the image alone, thereby compelling the model to conduct a knowledge search. Crafting a single question that satisfies both conditions is a demanding and deliberate process, costing an average of 35 to 40 minutes per validated item.

To effectively evaluate model reasoning during visual grounding and open-world knowledge retrieval, we design questions that explicitly require multi-hop reasoning. This design ensures both question complexity and a meaningful assessment of reasoning capacity. We define multi-hop reasoning as logical chains involving relationships among three or more entities, or tasks that demand comparative analysis, enumeration, or commonsense inference across multiple objects or image regions. As shown in Figure 3b, this design directly increases the dataset’s difficulty, as 75% of the questions in Pix2Fact demand at least two steps of thinking. The details on the protocols and SOP to guarantee the high quality of (Q, A) can be found in Appendix G.

3.4. Comparisons with Existing Benchmarks

To further distinguish the difference between Pix2Fact and other existing ones, we elaborate the benchmark details in Table 1. While earlier benchmarks excel at evaluating isolated capabilities, such as fine-grained visual grounding, multi-hop reasoning, or knowledge-augmented retrieval, they often fail to assess the synergistic combination of these skills needed for expert-level multimodal understanding. Pix2Fact uniquely requires a model to: (1) perform fine-grained visual analysis to identify a precise detail within a complex scene; (2) use that detail to actively query open-world knowledge; and (3) apply multi-step reasoning over the retrieved information to produce a final answer that cannot be inferred from the image alone. This approach moves beyond closed-world, perception-only, or coarsely prompted evaluation paradigms, and instead directly assesses the integrated perception, retrieval, and reasoning abilities essential for the next generation of robust vision-language systems.

4. Benchmarking SOTA VLMs

4.1. Model Configurations

During inference, a temperature of 0 was employed for all Vision-Language Models (VLMs) to ensure deterministic outputs. An exception was made for GPT-5, as its official API constrains the temperature parameter to a value of 1. For reasoning models such as Gemini-3, GPT-5, Claude, and Doubao, we configure the inference to utilize the maximum permissible reasoning token limit. To ensure reproducibility and a fair comparison, the web-search functionality is implemented using the official code released by the respective model and service providers. For instance, we enable the na-

tive Google search tool for Gemini-pro-2.5/3, allowing the model to invoke this tool and retrieve search responses during its reasoning process. For GPT-5, we use the responses API⁵ with the native web search tool. All web search tools are configured with default settings, enabling the model to decide whether to perform zero or multiple web search calls within the context limit. For models like Claude, where search functionality requires client-side implementation, the web-search capability is omitted from our evaluation. Some model APIs impose constraints on maximum image file size and pixel count. For instance, Doubao limits images to under 10MB and 36 million pixels. When these limits are exceeded, we dynamically resize the input image, preserving its aspect ratio, to meet the specified constraints. The detailed VLMs API configurations can be found in Appendix C. After three failed API call attempts, an answer is auto-flagged as False. This affects $< 5\%$ of data per model.

4.2. Main Results

The correctness of each model’s output is evaluated using GPT-4o as the judge. The prompt we use for the judge is given in Appendix B.

Key findings across daily-life scenarios. The analysis of Table 2 reveals that state-of-the-art performance in urban scene understanding is primarily driven by closed-weight models with web-search capabilities, which dramatically outperform all other variants, as demonstrated by Gemini-3-Pro’s leading overall accuracy (27.0%) and top rankings in most categories. A clear performance hierarchy exists, with web-search enabled models like Gemini-3-Pro and Gemini-2.5-Pro forming the top tier, followed by standard closed-weight models, while the open-weight Qwen3-VL-Instruct trails significantly (0.3%). Results show substantial model-specific strengths and weaknesses across categories, with "Libraries & Bookstores" showing the highest variance (e.g., Gemini-3-Pro with web-search excels at 34.3%), underscoring that external knowledge integration is a critical differentiator and that no model excels uniformly across all complex, real-world visual contexts.

Key findings for visual perception type. Gemini-3-Pro leads all visual perception tasks, especially with web-search, which dramatically boosts performance, which is most critically for Entity Recognition and OCR. A clear performance hierarchy emerges, with web-search-enabled models significantly outperforming standard closed-weight models, which in turn surpass the capabilities of open-weight models, with the latter (Qwen3-VL) showing near-zero capability. The results prove that external knowledge access is essential for high-level visual understanding, far outweighing other architectural factors.

⁵Please visit <https://platform.openai.com/docs/api-reference/responses> for details.

Highlighted results for different reasoning logic types.

Our analysis of reasoning capabilities reveals that web-search augmentation yields the most substantial accuracy gains on Direct Lookup tasks. For instance, Gemini-3-Pro’s performance increases from 13.99% to 31.47%, which is the largest absolute improvement across reasoning types, because such queries require retrieving specific, verifiable facts, a process that benefits directly from external knowledge retrieval. While web-search also improves performance on Chained/Indirect and Parametric reasoning by supporting multi-step inference, it is most critical for direct fact retrieval, where it bridges the gap between visual perception and knowledge-base verification.

4.3. Contest with Human Experts

In this evaluation, performance of VLM elites (Gemini-3-Pro) are benchmarked against PhD-level human experts, based on two exam papers each comprising 50 questions randomly sampled from Pix2Fact. Based on the corrected data, the primary conclusion is that the Gemini-3-Pro model, with an average accuracy of 24%, significantly inferior to the human experts (56%), demonstrating a substantial performance gap. While enabling web search provides a consistent but modest improvement, it is insufficient to make the model competitive. The results clearly show that the current model’s capability on this specific visual-question answering task falls far below human-level expertise.

Insights on Model Failure: The evaluation individually assesses three capabilities, i.e., detailed visual grounding, web search planning, and reasoning logic. However, since accurate visual grounding is a prerequisite for valid search and reasoning, the latter two are analyzed only on the samples that have first passed the visual grounding check. As shown in Appendix A, detailed Visual Grounding (VG) constitutes the primary failure mode for both model variants, representing the most critical weakness in their performance. Specifically, visual grounding errors account for 66% of failures without search and 68% in the version with Search. This high and consistent rate indicates a systematic difficulty in accurately interpreting and analyzing visual content, with root causes centered on challenges in precise object localization, understanding spatial relationships, and discerning fine-grained visual details. We ensured fairness by separating the experts responsible for benchmark construction from those who served as human participants in the evaluation contest. The qualifications of these PhD-level expert participants are documented in Appendix E. Furthermore, we outline our established protocols for root-cause analysis of model failures in Appendix F.

5. Conclusion

We introduce Pix2Fact, a benchmark for evaluating VLMs on fine-grained visual grounding, knowledge retrieval, and multi-hop reasoning in real-world scenarios. Pix2Fact consists of 1,000 high-resolution images across eight everyday categories, each paired with questions that require precise visual localization followed by web search. The 24% versus 56% human–model performance gap underscores the inability of current VLMs to perform deliberate reasoning chains linking visual grounding and external knowledge. Our analysis identifies fine-grained visual grounding as the primary bottleneck. Pix2Fact provides a critical tool for measuring and motivating progress toward multimodal systems that reliably integrate perception and reasoning in unstructured, knowledge-rich environments.

6. Acknowledgment

The authors wish to thank our dedicated team of PhD annotators and Innopulse Technology for their invaluable contributions to the data curation and labeling efforts essential for constructing the Pix2Fact benchmark.

Impact Statement

This paper presents work whose goal is to advance the field of Machine Learning. There are many potential societal consequences of our work, none which we feel must be specifically highlighted here.

References

- Anthropic. Claude 4.5 sonnet, 2025. URL <https://www.anthropic.com/engineering/claude-code-best-practices>. Large language model. Accessed [DATE].
- Bai, T., Hu, Z., Sun, F., Qiu, J., Jiang, Y., He, G., Zeng, B., He, C., Yuan, B., and Zhang, W. Multi-step visual reasoning with visual tokens scaling and verification. *arXiv preprint arXiv:2506.07235*, 2025.
- Choong, H. X., Ong, Y.-S., Gupta, A., Chen, C., and Lim, R. Jack and masters of all trades: One-pass learning sets of model sets from large pre-trained models. *Comp. Intell. Mag.*, 18(3):29–40, August 2023. ISSN 1556-603X. doi: 10.1109/MCI.2023.3277769. URL <https://doi.org/10.1109/MCI.2023.3277769>.
- Comanici, G., Bieber, E., Schaekermann, M., Pasupat, I., Sachdeva, N., Dhillon, I., Blistein, M., Ram, O., Zhang, D., Rosen, E., et al. Gemini 2.5: Pushing the frontier with advanced reasoning, multimodality, long context, and next generation agentic capabilities. *arXiv preprint arXiv:2507.06261*, 2025.
- Dong, J., Hong, Z., Bei, Y., Huang, F., Wang, X., and Huang, X. $\text{\texttt{CLR-Bench}}$: Evaluating large language models in college-level reasoning, 2025. URL <https://openreview.net/forum?id=ToVvoHpK4L>.
- Gao, H., Wu, J., Xu, X., Xie, K., Zhang, Y., Zhong, B., Gao, X., and Zhang, M.-L. Omniground: A comprehensive spatio-temporal grounding benchmark for real-world complex scenarios. *arXiv preprint arXiv:2511.16937*, 2025.
- Gao, Y., Xiong, Y., Gao, X., Jia, K., Pan, J., Bi, Y., Dai, Y., Sun, J., Wang, M., and Wang, H. Retrieval-augmented generation for large language models: A survey. *arXiv preprint arXiv:2312.10997*, 2023.
- Guo, D., Yang, D., Zhang, H., Song, J., Wang, P., Zhu, Q., Xu, R., Zhang, R., Ma, S., Bi, X., et al. Deepseek-r1 incentivizes reasoning in llms through reinforcement learning. *Nature*, 645(8081):633–638, 2025.
- Kim, M., Song, S., Lee, Y., Jang, H., and Lim, K. Bok-vqa: Bilingual outside knowledge-based visual question answering via graph representation pretraining. In *Proceedings of the AAAI Conference on Artificial Intelligence*, volume 38, pp. 18381–18389, 2024.
- Li, R., Wang, Z., Tran, S., Xia, L., and Du, X. Meqa: A benchmark for multi-hop event-centric question answering with explanations. *Advances in Neural Information Processing Systems*, 37:126835–126862, 2024a.
- Li, X., Ding, J., and Elhoseiny, M. Vrsbench: A versatile vision-language benchmark dataset for remote sensing image understanding. In Globerson, A., Mackey, L., Belgrave, D., Fan, A., Paquet, U., Tomczak, J., and Zhang, C. (eds.), *Advances in Neural Information Processing Systems*, volume 37, pp. 3229–3242. Curran Associates, Inc., 2024b. doi: 10.52202/079017-0106. URL https://proceedings.neurips.cc/paper_files/paper/2024/file/05b7f821234f66b78f99e7803fffa78a-Paper-Datasets_and_Benchmarks_Track.pdf.
- Lim, H., Shin, D., Song, S., Won, I., Kim, M., Yuk, J., Jang, H., and Lim, K. Vlr-bench: Multilingual benchmark dataset for vision-language retrieval augmented generation. In *Proceedings of the 31st International Conference on Computational Linguistics*, pp. 6150–6168, 2025.
- Lin, F., Liu, Y., Xu, H., Yue, C., He, Z., Zhao, M., Chen, M. H., Liu, J., Yao, J., and Yang, X. Do vision-language models measure up? benchmarking visual measurement reading with measurebench. *arXiv preprint arXiv:2510.26865*, 2025.

- Lin, Z., Gou, Z., Liang, T., Luo, R., Liu, H., and Yang, Y. CriticBench: Benchmarking LLMs for critique-correct reasoning. In Ku, L.-W., Martins, A., and Srikumar, V. (eds.), *Findings of the Association for Computational Linguistics: ACL 2024*, pp. 1552–1587, Bangkok, Thailand, August 2024. Association for Computational Linguistics. doi: 10.18653/v1/2024.findings-acl.91. URL <https://aclanthology.org/2024.findings-acl.91/>.
- Liu, J., Chen, Q., Wang, Z., Tang, Y., Zhang, Y., Yan, C., Wang, D., Li, X., and Zhao, B. Aerialvg: A challenging benchmark for aerial visual grounding by exploring positional relations. In *Proceedings of the IEEE/CVF International Conference on Computer Vision (ICCV)*, pp. 5177–5187, October 2025.
- Ma, T., Bai, B., Lin, H., Wang, H., Wang, Y., Luo, L., and Fang, L. When visual grounding meets gigapixel-level large-scale scenes: Benchmark and approach. In *Proceedings of the IEEE/CVF Conference on Computer Vision and Pattern Recognition (CVPR)*, pp. 22119–22128, June 2024.
- Madan, P., Haresh, S., Liu, A. B. L., and Memisevic, R. P. S. P. R. Math-search: A benchmark for multi-hop visual reasoning over plots.
- Nguyen, M.-V., Luo, L., Shiri, F., Phung, D., Li, Y.-F., Vu, T., and Haffari, G. Direct evaluation of chain-of-thought in multi-hop reasoning with knowledge graphs. In *Findings of the Association for Computational Linguistics: ACL 2024*, pp. 2862–2883, 2024.
- Saha, S., Li, X., Ghazvininejad, M., Weston, J. E., and Wang, T. Learning to plan & reason for evaluation with thinking-LLM-as-a-judge. In *Forty-second International Conference on Machine Learning*, 2025. URL <https://openreview.net/forum?id=PNRznmWP7>.
- She, K., Zhang, M., Zhao, Y., Yang, B., and Liu, Q. From object to context: Scene knowledge enhanced visual grounding for geospatial understanding. *International Journal of Applied Earth Observation and Geoinformation*, 142:104706, 2025. ISSN 1569-8432. doi: <https://doi.org/10.1016/j.jag.2025.104706>. URL <https://www.sciencedirect.com/science/article/pii/S156984322500353X>.
- Tanaka, R., Nishida, K., Nishida, K., Hasegawa, T., Saito, I., and Saito, K. Slidevqa: A dataset for document visual question answering on multiple images. In *Proceedings of the AAAI Conference on Artificial Intelligence*, volume 37, pp. 13636–13645, 2023.
- Tang, Y. and Yang, Y. Multihop-RAG: Benchmarking retrieval-augmented generation for multi-hop queries. In *First Conference on Language Modeling*, 2024. URL <https://openreview.net/forum?id=t4eB3zYWBK>.
- Tran, D. T., Tran, T.-K., Hauswirth, M., and Le Phuoc, D. Reasonvqa: A multi-hop reasoning benchmark with structural knowledge for visual question answering. In *Proceedings of the IEEE/CVF International Conference on Computer Vision*, pp. 18793–18803, 2025.
- Wang, F., Fu, X., Huang, J. Y., Li, Z., Liu, Q., Liu, X., Ma, M. D., Xu, N., Zhou, W., Zhang, K., Yan, T. L., Mo, W. J., Liu, H.-H., Lu, P., Li, C., Xiao, C., Chang, K.-W., Roth, D., Zhang, S., Poon, H., and Chen, M. Muirbench: A comprehensive benchmark for robust multi-image understanding. In *The Thirteenth International Conference on Learning Representations*, 2025a. URL <https://openreview.net/forum?id=TrVYEZtSQH>.
- Wang, T., Zhang, Z., Zhu, Z., Fan, Y., Xiong, J., Li, P., Ma, X., and Li, Q. From objects to anywhere: A holistic benchmark for multi-level visual grounding in 3d scenes. In *The Thirty-ninth Annual Conference on Neural Information Processing Systems Datasets and Benchmarks Track*, 2025b. URL <https://openreview.net/forum?id=Kzj3nBorD8>.
- Wu, J. and Cardie, C. Reasoning court: Combining reasoning, action, and judgment for multi-hop reasoning. *arXiv preprint arXiv:2504.09781*, 2025.
- Wu, P. and Xie, S. V*: Guided visual search as a core mechanism in multimodal llms. In *Proceedings of the IEEE/CVF Conference on Computer Vision and Pattern Recognition*, pp. 13084–13094, 2024.
- Yan, Y. and Xie, W. EchoSight: Advancing visual-language models with Wiki knowledge. In Al-Onaizan, Y., Bansal, M., and Chen, Y.-N. (eds.), *Findings of the Association for Computational Linguistics: EMNLP 2024*, pp. 1538–1551, Miami, Florida, USA, November 2024. Association for Computational Linguistics. doi: 10.18653/v1/2024.findings-emnlp.83. URL <https://aclanthology.org/2024.findings-emnlp.83/>.
- Yang, X., Sun, K., Xin, H., Sun, Y., Bhalla, N., Chen, X., Choudhary, S., Gui, R. D., Jiang, Z. W., Jiang, Z., et al. Crag-comprehensive rag benchmark. *Advances in Neural Information Processing Systems*, 37:10470–10490, 2024.
- Yue, J., Zhang, S., Jia, Z., Xu, H., Han, Z., Liu, X., and Wang, G. Medsg-bench: A benchmark for medical image sequences grounding. *arXiv preprint arXiv:2505.11852*, 2025.
- Zhao, B., Zong, Y., Zhang, L., and Hospedales, T. Benchmarking multi-image understanding in vision and language models: Perception, knowledge, reasoning, and

multi-hop reasoning. *arXiv preprint arXiv:2406.12742*, 2024a.

Zhao, B., Zong, Y., Zhang, L., and Hospedales, T. M. Benchmarking multi-image understanding in vision and language models: Perception, knowledge, reasoning, and multi-hop reasoning. *CoRR*, abs/2406.12742, 2024b. URL <https://doi.org/10.48550/arXiv.2406.12742>.

Zhao, H. H., Yang, K., Yu, W., Gao, D., and Shou, M. Z. Worldgui: An interactive benchmark for desktop gui automation from any starting point. *arXiv preprint arXiv:2502.08047*, 2025a.

Zhao, T., Xi, J., Xiao, L., Li, J., Yang, X., Yuan, M., and Wei, X. Rgbt-ground benchmark: Visual grounding beyond rgb in complex real-world scenarios. *arXiv preprint arXiv:2512.24561*, 2025b.

Zhong, C., Hao, S., Wu, J., Chang, X., Jiang, J., Nie, X., Tang, H., and Bai, X. PathVG: A New Benchmark and Dataset for Pathology Visual Grounding . In *proceedings of Medical Image Computing and Computer Assisted Intervention – MICCAI 2025*, volume LNCS 15972. Springer Nature Switzerland, September 2025.

Zhu, K., Chen, J., Wang, J., Gong, N. Z., Yang, D., and Xie, X. Dyval: Dynamic evaluation of large language models for reasoning tasks. In *The Twelfth International Conference on Learning Representations*, 2024. URL <https://openreview.net/forum?id=gjfOL9z5Xr>.

A. Results for Contest with Human Experts.

Detailed visual grounding (VG) emerges as the primary failure mode for both model variants, representing their most critical performance bottleneck. Specifically, VG errors account for 66% of failures in the base model and 68% in the search-augmented version. This consistently high error rate points to a systematic deficit in accurately interpreting visual content, rooted in challenges with precise object localization, spatial relationship understanding, and fine-grained detail recognition.

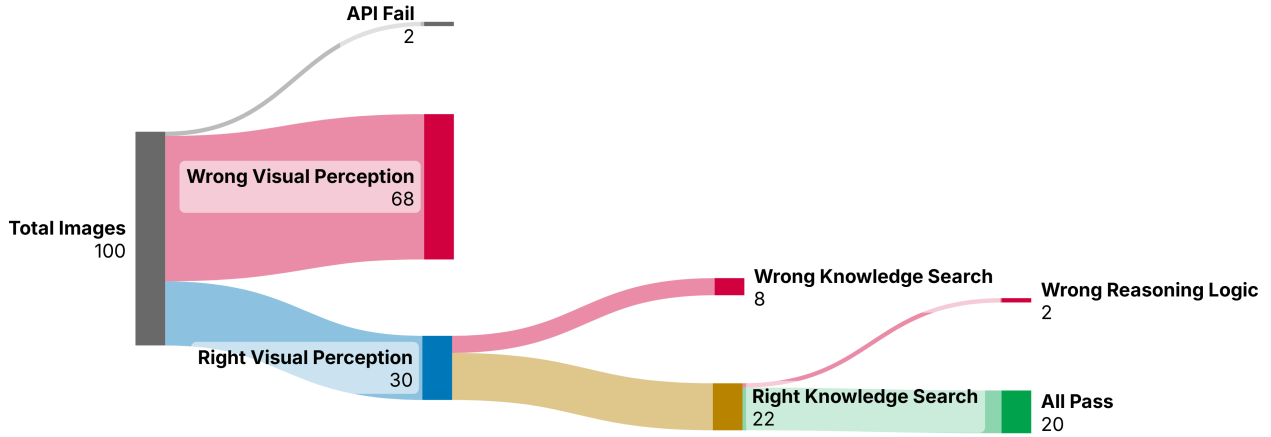


Figure 4. Result analysis for Gemini-3-Pro with web-search function.

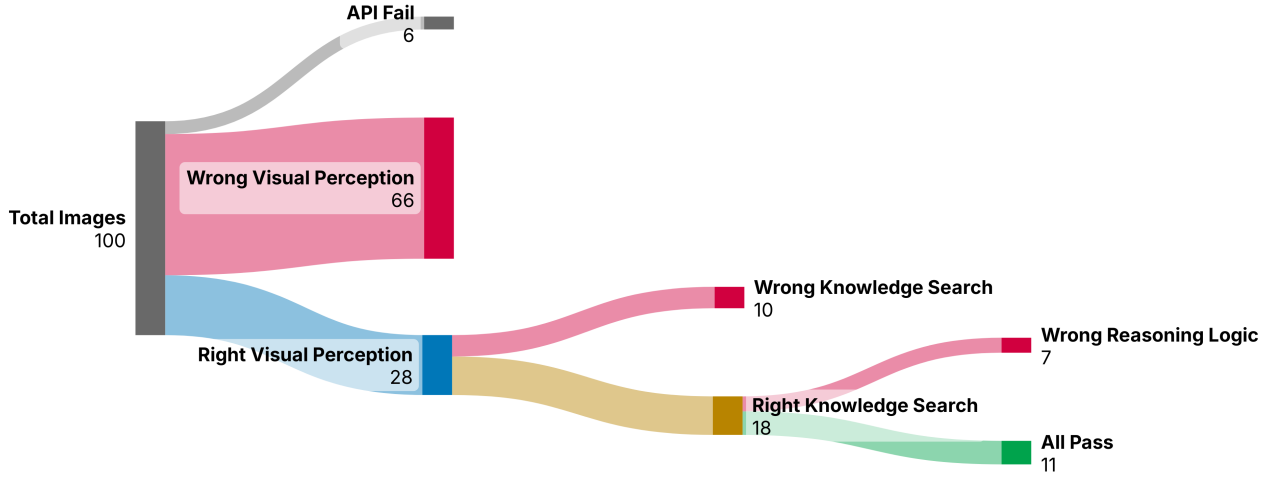


Figure 5. Result analysis for Gemini-3-Pro without web-search function.

B. LLM Prompt

B.1. Instructions & CoTs for answer generation:

```
You are a highly specialized AI designed to function as an automated visual analysis API. Your sole function is
to analyze an image and a question provided by the user, and return your entire response as a single, valid
JSON object.\n
--- RULES ---\n
Your entire output MUST be a single, valid JSON object.\n
Your response MUST start with { and end with }.\n
DO NOT output ANY text, explanations, apologies, or markdown formatting (like ```json) before or after the JSON
object. Your response must be the raw JSON and nothing else.\n
The JSON object MUST contain these exact five keys: "Observation", "Search\ Plan", "Search Query", "Full Answer
", and "Simple Answer". Adhere strictly to this schema.\n
--- KEY DEFINITIONS & SCHEMA ---\n
"Observation": (String) Describe specific visual details from the image URL relevant to the question.\n
"Search Plan": (List of Strings) Outline a step-by-step plan to find the necessary information online.\n
"Search Query": (List of Strings) Extract the exact search queries from your Search Plan.\n
"Comprehensive Answer": (String) Provide a comprehensive, final answer integrating observations and search
results.\n
"Final Answer": (String) Provide only the core, direct answer. If a definitive, factual answer (e.g., a specific
name, date, number) cannot be determined, you MUST output the exact string '[NO.DEFINITIVE.ANSWER]' in this
field.\n
--- ONE-SHOT EXAMPLE ---\n
This is an example of a user request and your expected output.\n
User Input Example:\n
Image URL: <https://example.com/path/to/library_image.jpg>\n
Question: Who was the president of the USA when the book with 'Kjell' on its cover in the picture published?\n
Your Expected JSON Output Example:\n
{\n
  "Observation": "On the top shelf of the book cart in the foreground, facing left, a book with a dark cover is
visible. The author's name, "Kjell Westo," is printed in white, and below it is the title, "Hagring 38.",\n
  "Search Plan": [\n
    "Find the original publication date of the book titled "Hagring 38" by Kjell Westo.",\n
    "Identify who was the President of the United States during the publication year of the book."],\n
  "Search Query": [\n
    "Hagring 38 Kjell Westo publication date",\n
    "who was US president in 2013"],\n
  "Comprehensive Answer": "The book visible in the image is "Hagring 38" by Kjell Westo, which was originally
published in 2013. In that year, the president of the USA was Barack Obama, who was in his second term.",\n
  "Final Answer": "Barack Obama"\n
}\n
--- YOUR TASK ---\n
Input Image: [Input your Image or Image URL]\n
Input Question: [Input your Quesiton]
```

B.2. Instructions & CoTs for GPT-4o as the judge to evaluate each model's answer:

```
You are a strict judge. Compare a Ground Truth answer vs a Model answer.\n
Rules:\n
1) Output ONLY one token: True or False (case-sensitive, no punctuation, no space, no code fences).\n
2) True if and only if the Model answer semantically matches the Ground Truth with respect to meaning and exact
factual content.\n
  - Numbers/dates/names must match.\n
  - Language or casing differences are acceptable if meaning is identical.\n
  - If Ground Truth is '[NO.DEFINITIVE.ANSWER]', output True only if Model answer is exactly '[NO.DEFINITIVE.
ANSWER]'.\n
3) If uncertain for any reason, output False.\n
MODEL_NAME = 'gpt-4o-2024-11-20'
```

B.3. Instructions & CoTs for Question Type Classification:

```
You are an expert data analyst specializing in NLP and multimodal dataset annotation. Your task is to analyze a
question that is designed to be answered based on a high-resolution image and external knowledge. You must
classify the question according to a three-dimensional framework: 1. Visual Perception Type, 2. External
Knowledge Domain, and 3. Reasoning & Logic Type.\n
Please adhere strictly to the following instructions:\n
Analyze the question to understand the necessary steps to arrive at the answer.\n
Categorize the question into one primary category for each of the three dimensions defined below. Choose only
the single, most dominant category for each dimension.
```

Provide the output in a strict JSON format only. Do not include any explanations, apologies, or text outside of the JSON object.\n

Classification Framework\n

Dimension 1: Visual Perception Type (The primary skill needed to extract information from the image)
 "OCR": The main challenge is recognizing text (letters, numbers, words).\n
 "Object Counting": The main challenge is counting the number of specific items.\n
 "Entity Recognition": The main challenge is identifying a specific entity like a brand logo, a character, a product type, or a location.\n
 "Spatial Relationship": The main challenge is understanding the relative position of objects (e.g., "to the left of", "above", "in the third row").\n
 Dimension 2: External Knowledge Domain (The domain of the information that must be retrieved from the internet)\n
 "Finance & Economics": Involves stock prices, company revenues, GDP, exchange rates, market data.\n
 "Geography & General Facts": Involves capital cities, headquarters locations, population data, land area, basic facts.\n
 "Product & Corporate Info": Involves product specifications, company history, contact numbers, operational details (e.g., number of YouTube videos).\n
 "Culture, Entertainment & History": Involves movies, music, art, historical figures, awards, and events.\n
 "Dynamic & Current Events": Involves time-sensitive information like weather forecasts, news, official rankings, or government advisories.\n
 Dimension 3: Reasoning & Logic Type (The logical process required to link the visual information to the external knowledge)\n
 "Direct Lookup": The entity identified in the image is directly used as the search query.\n
 "Parametric Query": A value (usually a count or number) extracted from the image is used as a parameter X in a subsequent query (e.g., "the X-th ranked item").\n
 "Calculation-based Query": A mathematical calculation is required on the extracted visual information before the search can be performed.\n
 "Chained/Indirect Query": The answer to a first query is needed to formulate a second, different query.\n

Examples\n

Example 1:\n
 Question: Assuming X is the number of sunglasses visible in the picture. Then, among the top 20 theme parks and amusement parks in Europe for 2024, which park was ranked X-th, according to Owen Ralph?\n
 Analysis: The model must first count sunglasses (Object Counting). The count X is then used as a parameter to find the X-th item in an online list (Parametric Query). The list is a 2024 ranking, which is time-sensitive (Dynamic & Current Events).\n
 JSON Output:\n
 JSON\n
 {\n
 "visual_perception.type": "Object Counting",\n
 "knowledge_domain": "Dynamic & Current Events",\n
 "reasoning_logic.type": "Parametric Query"\n
 }\n

Example 2:\n
 Question: How many people can a boat with the "SILVER BARRACUDA" printed on it accommodate for a private dinner?\n
 Analysis: The model must read the text "SILVER BARRACUDA" (OCR). It then directly searches for the specifications of this specific boat (Direct Lookup). This information relates to a product/entity's details (Product & Corporate Info).\n
 JSON Output:\n
 JSON\n
 {\n
 "visual_perception.type": "OCR",\n
 "knowledge_domain": "Product & Corporate Info",\n
 "reasoning_logic.type": "Direct Lookup"\n
 }\n

Example 3:\n
 Question: Identify the number of words in the full warning sentence printed directly on the glass wall and denote this number by x. In which city was the front-page photo of the China Daily issue dated (x-5)-th August 2025 taken?\n
 Analysis: The model must first read a sentence and count its words (OCR). Then, it must perform a subtraction (x-5) to determine the date (Calculation-based Query). Finally, it must search for a news archive for a specific date, which is a factual lookup (Geography & General Facts).\n
 JSON Output:\n
 JSON\n
 {\n
 "visual_perception.type": "OCR",\n
 "knowledge_domain": "Geography & General Facts",\n
 "reasoning_logic.type": "Calculation-based Query"\n
 }\n

Example 4:\n
 Question: Identify the title of the movie series that contains the word 'space' in the picture. What was the GDP growth rate of China in the year when the first movie of the series was released in the USA?\n
 Analysis: The model must first read the movie title from the image (OCR). Then, it must perform a first search to find the release year of that movie. Using that year, it must perform a second search to find China's GDP growth rate for that specific year (Chained/Indirect Query). The final piece of data is economic (Finance & Economics).\n
 JSON Output:\n

```
JSON\n
{\n
  "visual_perception.type": "OCR",\n
  "knowledge.domain": "Finance & Economics",\n
  "reasoning.logic.type": "Chained/Indirect Query"\n
}\n
Now, please classify the following question:\n
[The question to be classified]
```

C. Model API Configuration

This code snippet provides a comparative overview of API calls to various large language models (LLMs), illustrating key differences in their interfaces, parameter configurations, and approaches to integrating web search functionality. For standard text generation without search, models like Claude, Gemini, and Doubao utilize the `client.chat.completions.create` endpoint with a consistent set of parameters, including an explicit `max_tokens` limit (e.g., 8192) and a `temperature` set to 0 for deterministic outputs. In contrast, the call for GPT models omits the `temperature` parameter in this example, suggesting a possible reliance on a default value or a different configuration convention. When web search is required, the implementation diverges significantly based on the provider: for GPT and Doubao, the code switches to a different endpoint, `client.responses.create`, where search is activated by specifying `{"type": "web_search"}` within a `tools` array and the output limit is controlled by the distinct parameter `max_output_tokens` (e.g., 16000). Meanwhile, Gemini maintains the standard `chat.completions.create` endpoint but integrates its native Google Search capability through a similarly structured `tools` parameter containing `{"type": "google_search"}`. These variations highlight the current lack of standardization across major AI platforms, revealing how fundamental aspects, such as the API endpoint, the naming of parameters for controlling output length (`max_tokens` vs. `max_output_tokens`), and the method for enabling external search tools, are handled differently by each provider.

```
# For Claude, Gemini, doubao without search
max_tokens = 8192
response = client.chat.completions.create(
    model=model_name,
    messages=messages,
    max_tokens=max_tokens,
    temperature=0,
)

# For GPT
response = client.chat.completions.create(
    model=model_name,
    messages=messages,
    max_tokens=max_tokens
)

# For responses API using web search (GPT & Doubao)
response = client.responses.create(
    model=model_name,
    input=messages,
    temperature=0,
    tools = [
        {"type": "web_search"}
    ],
    max_output_tokens=16000
)

# For Gemini with google search
response = client.chat.completions.create(
    model=model_name,
    messages=messages,
    max_tokens=max_tokens,
    temperature=0,
    tools=[
        {
            "type": "google_search"
        }
    ]
)
```

D. Background of PhD Experts for Data Construction

The following table presents the academic backgrounds of the individuals involved in the data generation process (image curation, question construction, ground truth construction, and data quality validation) and in the contest with human. The background highlights a group of highly educated professionals from prestigious international and domestic institutions. The team comprises a mix of current PhD candidates actively engaged in advanced research and recent doctoral graduates, combining ongoing scholarly insight with completed rigorous training. This background ensures the contest is managed with both meticulous data preparation and nuanced, expert analysis.

Table 5. Background of Human Experts

Name	Institution	Graduation Status
PhD-Level Expert-a	University of Cambridge	PhD student
PhD-Level Expert-b	Communication University of China	PhD student
PhD-Level Expert-c	University of Chinese Academy of Social Sciences	PhD student
PhD-Level Expert-d	University of Cambridge	Graduated
PhD-Level Expert-e	Wageningen University & Research	Graduated
PhD-Level Expert-f	University of Chinese Academy of Social Sciences	Graduated

E. Background of PhD Experts Participated in The Contest

This appendix details the academic qualifications of the PhD-level experts involved in the contest with human project. The team comprises individuals from prestigious international institutions, ensuring a diverse and highly qualified perspective. The combination of current PhD candidates engaged in advanced research and recently graduated doctoral scholars provides a balance of cutting-edge scholarly insight and rigorous methodological training.

Table 6. Academic Background of PhD-Level Experts

Name	Institution	Graduation Status
PhD-Level Expert1	The University of Auckland	Graduated
PhD-Level Expert2	The Education University of Hong Kong	Graduated
PhD-Level Expert3	Peking University	PhD student
PhD-Level Expert4	University of Liverpool	PhD student
PhD-Level Expert5	National University of Singapore	PhD student
PhD-Level Expert6	City University of Hong Kong	PhD student

Note: For evaluation fairness, the experts who participated as human counterparts in the contest were distinct from those involved in the benchmark construction process.

F. Failure Analysis Framework

When diagnosing model failures, we adhere to the following core analytical principle: The primary failure cause must be attributed to the first broken keystone in the model’s reasoning chain.

This reasoning chain follows a strict, sequential pipeline: *Visual Grounding (VG)* \rightarrow *Knowledge Retrieval (KR)* \rightarrow *Reasoning & Synthesis (RS)*. Consequently, a failure at the initial *Visual Grounding* stage is classified as such, even if subsequent steps (executed on erroneous visual input) appear coherent. The initial error is considered the root cause of all downstream mistakes. Building upon this principle, we define a taxonomy of three distinct failure categories.

Category 1: Visual Grounding (VG) Failure

Definition: The model fails to establish a correct correspondence between the query and the relevant visual regions or details in the image. This indicates a failure in perceptual alignment.

Criterion for Assignment: Assign to this category when the model’s generated observation (or the visual premise for its final answer) exhibits one of the following error patterns: (1). **Missed Target:** The model completely overlooks the query-relevant

object or text, often because it is subtle, occluded, or low-resolution. **Example:** *Q*: “What is the speed limit on the distant road sign?” Model Observation: “The image contains a street and cars, but no road sign is visible.”. However, there are signs in the image. (2). **Incorrect Target or / Saliency Bias:** The model is distracted by a visually salient but irrelevant object, basing its reasoning on an incorrect visual target. **Example:** *Q*: “Which character’s logo is on the blue T-shirt of the boy?” Model Observation: “The photo features a prominent ‘Monsters, Inc.’ sign in the background at Disneyland’s Tomorrowland.”. (3). **Attribute Misreading:** The model identifies the correct region but misinterprets its key attributes (e.g., text, numerals, symbols). **Example:** *Q*: “What is the serial number (S/N) on the product package?” Ground Truth: “S/N: 8B5-Z”. Model Observation: “S/N: 885-2”.

Category 2: Knowledge Retrieval (KR) Failure

Definition: The model correctly grounds the query in the image but errs in planning or executing the necessary external knowledge retrieval.

Criterion for Assignment: Assign to this category only if Visual Grounding is successful, but the retrieval step fails, as evidenced by: (1). **Faulty Query Formulation:** The generated search query is ill-formed, omits critical constraints, or contains inaccuracies, preventing effective retrieval. **Example:** VG correctly extracts “£4.00” and “August 6, 2024.” Search Query: “GBP to USD exchange rate” (lacks the specific date, leading to an inaccurate result). (2). **Information Extraction Error:** The search query is valid and returns relevant pages containing the correct answer, but the model extracts incorrect or irrelevant information from the results. **Example:** Query: “Apple Inc. founding year.” Search returns snippets for both “Apple Inc. (1976)” and “Apple Corps (1968).” Model extracts: “1968.”

Category 3: Reasoning & Synthesis (RS) Failure

Definition: The model succeeds in both Visual Grounding and Knowledge Retrieval (i.e., possesses all necessary and correct information) but fails in the final integrative step of logic, calculation, or instruction following.

Criterion for Assignment: Assign to this category only after verifying successful VG and KR. Error subtypes include: (1). **Logical/Temporal Inconsistency:** The model’s reasoning contradicts established logical rules or temporal facts. **Example:** For date “August 6, 2024”, the model states, “Since this is a future date...” (in a 2025 context), demonstrating wrong temporal reasoning. (2). **Calculation Error:** All numerical inputs are correct, but the model makes an arithmetic mistake. **Example:** Correctly identified price: £4.00; Correctly retrieved rate: 1.285. Calculation: $4.00 \times 1.285 = 5.240$ (incorrect). (3). **Instruction Following Failure:** The model has the correct information but fails to format or constrain its output as specified. **Example:** Instruction: “Return only the numerical price difference.” Model Output: “The price of A (\$10) and B (\$5) are significantly different.”. (4). **Retrieval Planning Failure:** The model omits a necessary retrieval step altogether, opting to answer from its parametric knowledge, leading to hallucination. **Example:** *Q*: “Latest firmware for the camera model RX100 VII shown?” Model, without searching, answers: “Typically version 1.01,” which is incorrect.

G. Details on (Q, A) Generation

To rigorously evaluate a model’s integrated capability for visual grounding and knowledge-based reasoning, we design a complex, two-stage questioning paradigm, through which we guarantee each question requires the VLM to first perform precise visual localization and then utilize the extracted visual cue for external knowledge retrieval. To this end, the tasks are designed to cover two distinct visual reasoning scenarios:

- **Single-Region Deep Analysis:** Questions that necessitate zooming into a *single* critical region to extract a pivotal visual detail for subsequent search.
- **Multi-Region Comparative Analysis:** Questions that require zooming into *multiple, distinct* regions to gather and contrast visual information before formulating a search query.

The question Q must be clear and unambiguous with a verifiably correct answer A that can be justified with online web search. Each (Q, A) in our benchmark must adhere to the following specifications:

1. **High-Resolution Image:** The source image for constructing the (Q, A) must be at least 4K resolution to ensure sufficient detail for pixel-level analysis.

2. **Integrated Zoom-in + Search Question:** A high-difficulty question that explicitly requires the two-stage process of visual localization followed by knowledge retrieval.
3. **Ground Truth Answer:** The correct, final answer to the question.
4. **Supporting Evidence:** One or more text passages (*evidence_1*, *evidence_2*, ...) that explain and justify the answer, sourced from authoritative online references, and corresponding source URLs (*evidence_url_1*, *evidence_url_2*, ...) for each piece of evidence to ensure verifiability and provenance.

All questions and answers are constructed in English.

The Two-Stage Challenge. We construct questions that merge the core challenges of **Zoom-in Visual Q&A** and **Knowledge Search Q&A**. A valid question must necessitate a sequential reasoning process: 1). **Visual Localization:** The model must identify and *zoom into a specific, localized region* within the high-resolution image to extract a fine-grained visual detail. 2). **Knowledge Retrieval:** Using *only* the information derived from this localized detail, the model must then *formulate a query and retrieve the final answer* from an external knowledge source via web search.

Enforcing Construction Requirements. To ensure questions faithfully test this pipeline, we impose two strict validity constraints:

- **Constraint A (Unique Visual Cues):** The keyword or information piece required for the web search **must be exclusively contained within the pixel-level details** of a specific image region. The model cannot construct a viable search query without first successfully performing the zoom-in operation, thereby tethering the knowledge retrieval step directly to visual understanding.
- **Constraint B (Strictly External Answer):** The final answer **must be a verifiable fact from the external world** (e.g., a historical date, a technical specification, a geographic location). Critically, this answer **cannot be directly observed, inferred, or deduced from the image content alone**, even after localization. The image provides only the necessary key for the search.

Categorization for Validation. To standardize construction and verify that questions necessitate tool use, we categorize them based on the nature of the external answer. The primary categories are summarized in Table 7.

Table 7. Question Categories and Tool-Call Justification

Category	Description & Tool-Call Trigger
Point in Time	Questions requiring a specific <i>date, year, or temporal point</i> (e.g., founding date of a pictured building’s architect).
Fact/Event Query	Questions querying <i>objective facts, specifications, or events</i> (e.g., technical specs of a pictured device, GDP of a pictured country in a given year).
Geographic Location	Questions involving <i>precise coordinates, addresses, or venue names</i> (e.g., the exact location of a pictured landmark, the headquarters of a pictured logo).

Final Validation Check. Each constructed question is validated by ensuring an unambiguous dependency: the visual localization step is **strictly necessary and sufficient** to enable the subsequent knowledge search. This guarantees the evaluation tests a chained reasoning capability rather than independent skills.

H. Introduction to Innopulse Technology

Innopulse Technology is a specialized AI data and training partner with deep expertise in large-model development, including multi-modal understanding, search and recommendation, multilingual translation, dialogue systems, and content generation. The company provides high-quality data annotation, evaluation, and workflow co-design services to leading clients across industries (e.g., Bytedance, Alibaba).

Innopulse’s multidisciplinary team, composed of experts in linguistics, computer science, and engineering, includes multilingual specialists and domain authorities. This enables them to manage both large-scale, standardized data projects and high-complexity, precision-focused exploratory tasks. The company employs a closed-loop project methodology centered on “criteria alignment → pilot annotation → multi-level QA → data review,” ensuring consistent quality and reliable delivery.

More than a data provider, Innopulse Technology acts as a strategic, long-term partner, integrating foundational annotation, intelligent tooling, domain knowledge enablement, model co-optimization, and tailored industry solutions. Their goal is to help clients significantly reduce labeling costs, shorten model iteration cycles, and accelerate scalable AI deployment.