

Beyond the Node: Clade-level Selection for Efficient MCTS in Automatic Heuristic Design

Kezhao Lai^{* 1} Yutao Lai^{* 1} Hai-Lin Liu¹

Abstract

While Monte Carlo Tree Search (MCTS) shows promise in Large Language Model (LLM) based Automatic Heuristic Design (AHD), it suffers from a critical over-exploitation tendency under the limited computational budgets required for heuristic evaluation. To address this limitation, we propose Clade-AHD, an efficient framework that replaces node-level point estimates with clade-level Bayesian beliefs. By aggregating descendant evaluations into Beta distributions and performing Thompson Sampling over these beliefs, Clade-AHD explicitly models uncertainty to guide exploration, enabling more reliable decision-making under sparse and noisy evaluations. Extensive experiments on complex combinatorial optimization problems demonstrate that Clade-AHD consistently outperforms state-of-the-art methods while significantly reducing computational cost. The source code is publicly available at: <https://github.com/Mriya0306/Clade-AHD>.

1. Introduction

Combinatorial Optimization (CO) problems are a cornerstone of modern science and engineering, with critical applications in fields such as logistics and route planning (Schoenberg & Dressler, 2022), supply chain optimization (Li et al., 2023), chip design (Cheng et al., 2022; Shi et al., 2025), and drug discovery (Heydaribeni et al., 2024; Fu et al., 2022). The majority of these problems are NP-hard (Garey et al., 1990), making the search for optimal solutions computationally prohibitive. Consequently, both academia and industry have long focused on designing efficient heuristic algorithms to find high-quality approximate solutions. Nevertheless, traditional heuristic design remains a critical bottleneck, constrained by its reliance on

manual expertise and iterative trial-and-error. This dependency results in prohibitive costs.

Recently, LLMs have catalyzed a paradigm shift in addressing this long-standing challenge, positioning them as creativity engines (Romera-Paredes et al., 2024; Mankowitz et al., 2023) within evolutionary frameworks. This concept builds upon a rich history of ideas from Automated Machine Learning (AutoML) (Hutter et al., 2019; Feurer et al., 2015) and Genetic Programming (GP) (Koza, 1992), yet elevates the ceiling of AHD. Pioneering works such as Funsearch (Romera-Paredes et al., 2024) and AlphaDev (Mankowitz et al., 2023) have demonstrated the profound potential of this synergy by discovering algorithms that surpass human-crafted baselines. EOH (Liu et al., 2024) pioneered the co-evolution of natural language thoughts and code to mimic human iterative design, while MCTS-AHD (Zheng et al., 2025) integrated MCTS to enable more systematic global exploration.

However, the effectiveness of MCTS-AHD is limited by a structural mismatch between the statistical requirements of MCTS and the computational constraints of code generation. While standard MCTS relies on asymptotic convergence via the Law of Large Numbers to minimize estimation error (Kocsis & Szepesvári, 2006), the limited budget of executing generated code forces MCTS-AHD to operate under a sparse simulation regime. Consequently, the node statistics within the search tree lack sufficient sample size to yield reliable Monte Carlo estimates. This data sparsity amplifies the impact of stochastic noise, particularly where specific random seed initializations yield transiently high performance for suboptimal heuristics. Such estimation bias misguides the tree selection policy to over-allocate computational resources to local optima, thereby preventing the effective exploration of high-potential heuristics.

To address this challenge, we introduce **Clade-AHD**, a framework that systematically reformulates automatic heuristic design as a hierarchical Bayesian inference process. Instead of greedy selection based on point estimates, Clade-AHD models the potential of an entire Clade as shown in Figure 2. By aggregating genealogical evidence, it effectively mitigates estimation variance, identifying highly promising clades even in the presence of sparse

^{*}Equal contribution ¹School of Mathematics and Statistics, Guangdong University of Technology, China. Correspondence to: Hai-Lin Liu <hliliu@gdut.edu.cn>.

observations. Our specific contributions are:

(1) **Hierarchical Bayesian Abstraction:** We redefine the search space from node-level point estimates to Clade-level Bayesian beliefs, modeling heuristic potential as Clade-level Beta distributions. To robustly infer these distributions from sparse observations, we propose a **Clade-Aware Belief Update** mechanism that aggregates genealogical evidence bottom-up while strictly enforcing causal relevance via depth attenuated credit assignment, thereby mitigating the impact of noisy evaluations and preventing premature commitment to local optima.

(2) **Uncertainty Guided Exploration Policy:** We introduce a robust selection strategy governed by **Clade-Level Thompson Sampling**. By integrating prior stabilization with a budget-aware dynamic annealing, this policy effectively navigates the exploration-exploitation trade-off. It progressively shifts search focus from high-uncertainty clades to high-potential clades as the evaluation budget is exhausted.

2. Background

2.1. LLM-driven Heuristic Design

Automating algorithm design with computational intelligence is a long-standing research area, with origins in AutoML (Hutter et al., 2019; Feurer et al., 2015), and GP (Koza, 1992). The advent of LLMs, with their remarkable capabilities in code understanding, generation, and reasoning (Bubeck et al., 2023), has injected unprecedented vitality into this field. Currently, LLM-driven AHD is dominated by two technical paradigms, each making a different trade-off between exploration and exploitation.

Population-based methods currently dominate the field of LLM-driven AHD. These methods maintain a pool of high-quality heuristics and iteratively optimize them using evolutionary principles. **Funsearch** (Romera-Paredes et al., 2024) established this paradigm by employing an LLM as a mutator to discover novel mathematical solutions. **EOH** (Liu et al., 2024) later advanced this framework with sophisticated genetic operators and maintenance strategies, showing strong performance on combinatorial tasks. However, EOH suffers from a critical structural flaw: its reliance on greedy, fitness-based selection. To strictly enforce a fixed population limit, heuristics that are temporarily underperforming but possess high evolutionary potential are prematurely culled. While this strategy accelerates convergence, it sacrifices population diversity, trapping the search in local optima. To overcome the local optima problem inherent in population-based methods, researchers have explored strategies with a more global perspective. Inspired by the success of **AlphaGo** (Silver et al., 2016) in navigating vast game spaces, this method introduces MCTS

to the heuristic evolution process. MCTS-AHD (Zheng et al., 2025) organizes all generated heuristics in a continuously growing search tree, using the UCT algorithm to balance exploitation and exploration. By retaining all historical information, this paradigm successfully mitigates the short-sightedness of population-based methods and significantly improves the quality of the discovered heuristics. Nevertheless, MCTS-AHD (Zheng et al., 2025) is structurally prone to over-exploitation under limited evaluation budgets. Its reliance on point estimates without sufficient sampling makes the search policy susceptible to stochastic noise. This frequently leads to premature convergence, where the algorithm wastes resources optimizing local optima rather than maintaining effective global exploration.

2.2. Limitations

Limitation of Standard MCTS in AHD Scenario

MCTS has achieved remarkable success in sequential decision-making problems, particularly in game playing as exemplified by AlphaGo (Silver et al., 2016). The algorithm typically operates through four iterative phases: Selection, Expansion, Simulation, and Backpropagation. During the Selection phase, standard MCTS relies on the Upper Confidence Bound for Trees (UCT) (Kocsis & Szepesvári, 2006) to balance exploration and exploitation. The UCT policy selects a child node a of node v according to:

$$UCT(a, v) = Q(a, v) + C \sqrt{\frac{\ln(N(v) + 1)}{N(a)}}, \quad (1)$$

where $Q(a, v)$ represents the newly expended leaf nodes for their quality value, $N(v)$ and $N(a)$ denotes the visit counts, and C is an exploration constant.

While UCT theoretically guarantees asymptotic convergence by treating nodes as independent bandits, this premise is untenable in LLM-based AHD. In this setting, LLM-based heuristic generation and evaluation are computationally prohibitive, resulting in extreme visit sparsity compared to traditional domains. Consequently, the Law of Large Numbers, which underpins standard mean-based estimators $Q(a, v)$, fails to hold under such strict budget constraints. As high variance in value estimation drowns out the selection signal, the structured search degenerates into stochastic behavior rather than informed decision-making. Therefore, standard UCT fails to guide the optimization process effectively.

Limitations of Node-Centric Bayesian MCTS To address sample inefficiency, prior works have integrated Bayesian inference into the search framework. Moving beyond scalar estimates, methods such as Bayes-UCT (Tesauro et al., 2012a) and Thompson Sampling

MCTS (Bai et al., 2013) model potential as probability distributions. This allows the policy to account for epistemic uncertainty, prioritizing actions with high information gain. However, these approaches remain strictly **node-centric**. They operate on the assumption that a state’s value is intrinsic and independent of its siblings, which is a flawed assumption in heuristic design where an intermediate code fragment, acting as a stepping stone, may perform poorly in isolation yet enable superior descendants.

3. Methods

We introduce Clade-AHD, a framework that shifts the evaluation paradigm from node-level scalar estimation to Clade-level distributional belief. By modeling the potential of each search branch as a Beta distribution and propagating evidence bottom-up, we enable the system to identify transitional nodes that may appear modest in isolation but act as stepping stones to high-value evolutionary descendants. The framework consists of five integrated components:

3.1. Bayesian Abstraction of Search Space

Driven by the inherent unreliability of point estimates in sparse search spaces, we suggest that heuristic evolution in MCTS is better understood as a Clade-level potential inference rather than a node-level point estimation. An individual node’s value is transient and noisy, whereas the clade represents a robust, evolving belief state.

Definition 1: Clade We formally introduce the concept of a **clade** to capture the structural correlation of heuristics. Borrowing from biological taxonomy, a clade represents an ancestor and all its evolutionary descendants. Mathematically, for a node v in the current search tree \mathbb{T} , we define its clade $\mathcal{T}(v)$ as the set containing v all its progeny:

$$\mathcal{T}(v) = \{v\} \cup \{u \in \mathbb{T} \mid v \text{ is an ancestor of } u\}. \quad (2)$$

This set definition is crucial because it delineates the scope of evidence aggregation. In our framework, a node v is not judged solely by its immediate fitness, but serves as the belief holder for the entire set $\mathcal{T}(v)$. This allows us to capture the value of high-potential heuristics, which are nodes that may perform poorly in isolation but possess the structural potential to generate superior descendants.

Definition 2: Beta Distribution To quantify the potential of this structural unit, we map the fitness scores of each clade to a probabilistic belief space. We model the node’s potential as a random variable following a Beta distribution $\mathcal{B}(\alpha_v, \beta_v)$ (Daniel et al., 2018), which serves as the conjugate prior for the Bernoulli likelihood of heuristic evalua-

tions. The probability density function is defined as:

$$f(\theta; \alpha_v, \beta_v) = \frac{\theta^{\alpha_v-1} (1-\theta)^{\beta_v-1}}{B(\alpha_v, \beta_v)}, \quad (3)$$

where $B(\cdot)$ represents the Beta function serving as a normalization constant, and we do not treat v merely as the visitation state of an individual node, but as the current statistical representative of its entire evolutionary clade $\mathcal{T}(v)$. This Bayesian abstraction allows us to represent the complete distribution of a heuristic’s performance, capturing both its expected quality and the associated uncertainty. Formally, the belief state of a node v is parameterized by the counts of successes α_v and failures β_v , with the expectation and variance given by:

$$\mathbb{E}[\theta_v] = \frac{\alpha_v}{\alpha_v + \beta_v}, \quad \text{Var}[\theta_v] = \frac{\alpha_v \beta_v}{(\alpha_v + \beta_v)^2 (\alpha_v + \beta_v + 1)}. \quad (4)$$

3.2. Clade Belief Updates

Our belief update mechanism is inspired by the **Clade-Metaproductivity (CMP)** framework proposed in the Huxley-Gödel Machine (Wang et al., 2025). HGM pioneered the use of clade-based statistics in tree search, demonstrating that aggregating descendant evaluations yields more robust estimates than isolated node values.

However, standard CMP treats all descendants equally, ignoring the temporal distance between an ancestor and its distant offspring. This is problematic in heuristic design, where accumulative semantic drift inevitably weakens the correlation between an ancestor and its deep descendants. As the evolutionary path lengthens, the performance of a node becomes increasingly attributable to recent mutations rather than the ancestor’s initial logic. Consequently, uniform aggregation is prone to credit misassignment, permitting uncorrelated variations from distant offspring to induce erroneous value estimates for their ancestors.

To address this issue, we propose a **Clade-aware Belief Update** mechanism that aggregates performance evidence from the entire clade $\mathcal{T}(v)$ rooted at v . Unlike traditional MCTS, which typically relies on node-local statistics, our approach establishes a **Bottom-up Evidence Propagation**. Similar to how reliable value estimation requires grounding in verifiable outcomes, we ground the belief of an ancestor node in the accumulated evidence of its entire clade. This propagates the discovery of high-quality descendants back to the root, effectively improving the evaluation signal for the entire branch (Tesauro et al., 2012b). Formally, the clade-level belief parameters $\alpha_{\mathcal{T}(v)}$ and $\beta_{\mathcal{T}(v)}$ are derived by aggregating evidence from all descendants $u \in \mathcal{T}(v)$, weighted by a decay factor $\lambda \in (0, 1]$ to account for tem-

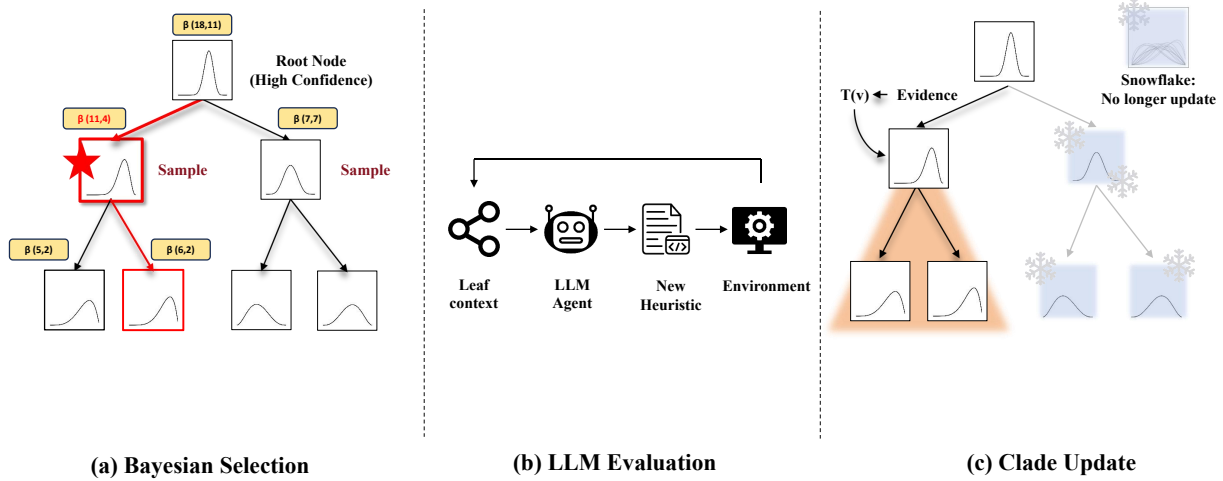


Figure 1. The schematic overview of the Clade-AHD framework. (a) **Bayesian Selection**: The policy navigates the tree via Clade-level Thompson Sampling, selecting nodes based on belief distributions. (b) **LLM Evaluation**: The LLM generates and evaluates new heuristics based on the leaf context. (c) **Clade Update**: Evidence propagates bottom-up to refine ancestral beliefs (sharper curves), while the *Dynamic Clade Freezing* mechanism (snowflake icons) prunes suboptimal branches.

poral credit assignment:

$$\alpha_{\mathcal{T}}(v) = 1 + \sum_{u \in \mathcal{T}(v)} \lambda^{\text{dist}(v,u)} (\alpha_u - 1), \quad (5)$$

$$\beta_{\mathcal{T}}(v) = 1 + \sum_{u \in \mathcal{T}(v)} \lambda^{\text{dist}(v,u)} (\beta_u - 1). \quad (6)$$

where $\text{dist}(v, u)$ represents the depth difference between node v and u . This depth-attenuated aggregation ensures that the search is driven by the branch’s long-term potential, while λ prevents deep, specific variations from overly dominating the search direction of ancestor nodes. Crucially, as more descendants are explored, the accumulated counts $(\alpha_{\mathcal{T}}, \beta_{\mathcal{T}})$ increase, naturally reducing the variance of the belief distribution and yielding a progressively more confident estimation of the clade’s true value.

3.3. Clade-level Thompson Sampling

We govern the search trajectory via *Clade-level Thompson Sampling*. Unlike rigid deterministic policies, this strategy naturally balances exploration and exploitation by sampling from the posterior belief of each clade. First, to mitigate estimator variance in sparsely visited regions, we regularize the aggregated clade evidence using expectation-based pseudo-counts (Sutton et al., 1998). This acts as a **Prior Stabilization** mechanism:

$$\tilde{\alpha}_{\mathcal{T}} = \alpha_{\mathcal{T}} + n_{\text{pseudo}} \cdot \mathbb{E}[\theta_v], \quad \tilde{\beta}_{\mathcal{T}} = \beta_{\mathcal{T}} + n_{\text{pseudo}} \cdot (1 - \mathbb{E}[\theta_v]). \quad (7)$$

However, standard Thompson Sampling implicitly assumes an infinite time horizon, a premise that conflicts

with the strict computational constraints of LLM-based design. To reconcile this, we introduce a **Budget-Aware Annealing** mechanism. We view the remaining computational budget as a constraint on permissible uncertainty, modulating the precision of our beliefs via a temperature parameter $\tau(p)$ that evolves with search progress $p = t/T$:

$$\tau(p) = \left(\frac{1}{1-p} \right)^{\omega}, \quad (8)$$

where ω controls the annealing rate. When the budget is ample ($p \rightarrow 0$), the system relies on the natural variance of the distributions to encourage broad exploration; as the budget depletes ($p \rightarrow 1$), $\tau \rightarrow \infty$, forcing the probability mass to concentrate around the mean. This systematically drives the policy from exploratory sampling to decisive exploitation, ensuring convergence to the optimal identified clade before resource exhaustion (Chapelle & Li, 2011a). The final selection policy operates via a Stochastic Argmax over independent belief realizations. Specifically, for each candidate child v , a scalar sample $\hat{\theta}_v$ is independently drawn from the temperature parameter:

$$\hat{\theta}_v \sim \mathcal{B}(\tilde{\alpha}_{\mathcal{T}} \cdot \tau(p), \tilde{\beta}_{\mathcal{T}} \cdot \tau(p)), \quad (9)$$

This mechanism leverages posterior variance to adaptively balance exploration and exploitation: it exploits promising clades with concentrated beliefs while driving the exploration of sparse regions through high uncertainty. The winner of this stochastic competition determines the subsequent search node:

$$v_{\text{next}} = \text{argmax } v \in \text{children } \hat{\theta}_v. \quad (10)$$

This formulation ensures that the search explores diverse possibilities in the early stages (high variance) and asymp-

totically converges to the most promising solution (zero variance) as $p \rightarrow 1$.

3.4. Dynamic Clade Freezing

To maximize the utility of the computational budget, we implement a **Dynamic Clade Freezing** mechanism. This strategy proactively prunes the search tree by identifying and halting the expansion of sub-optimal clades, thereby concentrating resources on regions with higher discovery potential. Formally, a clade rooted at v is frozen if its aggregated performance demonstrates a significant gap relative to the global optimum:

$$\text{freeze}(v) \iff \text{visits}(v) \geq V_{\min} \text{ and } \mu_{\mathcal{T}}(v) < \gamma \cdot \mu_{\text{global}}^*, \quad (11)$$

where $\mu_{\mathcal{T}}(v)$ denotes the expected performance of the clade, and μ_{global}^* represents the best performance observed across all clades, while $\gamma \in (0, 1)$ serves as a strictness threshold. To avoid premature pruning due to stochastic noise, this criterion is applied only when the node’s count satisfies $\text{visits}(v) \geq V_{\min}$. This mechanism acts as a robust filter, preventing the algorithm from allocating precious samples to low-potential variations.

4. Discussion

In this section, we discuss the similarities and differences between MCTS-AHD (Zheng et al., 2025) and Clade-AHD. All of these algorithms leverage LLMs for AHD but employ different search strategies and efficiency optimization mechanisms.

Similarities between MCTS-AHD and Clade-AHD: Both MCTS-AHD and Clade-AHD employ MCTS as the core search framework to organize and explore the heuristic space. Similarly, both methods maintain a tree structure that preserves all historical information, enabling comprehensive exploration and avoiding premature convergence to local optima.

Differences between MCTS-AHD and Clade-AHD: A primary distinction lies in the selection mechanism. Where MCTS-AHD relies on the traditional UCT algorithm to evaluate individual nodes, Clade-AHD adopts a Clade-level Thompson sampling approach. This shift in perspective allows for a more strategic evaluation based on the collective evidence from all descendants in a subtree. The two frameworks also diverge in their approach to credit assignment. Clade-AHD introduces a depth-attenuated backpropagation mechanism to address the temporal credit assignment problem, ensuring a node’s influence diminishes with ancestral distance. This contrasts with the uniform credit distribution used in MCTS-AHD.

5. Experiment

In this section, we evaluate the proposed **Clade-AHD** on a diverse set of CO problems. To demonstrate versatility, we apply **Clade-AHD** to design core heuristic functions for two distinct algorithmic paradigms: **constructive heuristics** and **Ant Colony Optimization (ACO)**. The problem definitions and details of these solver frameworks are provided in **Appendix B** and **Appendix C**, respectively.

Settings. We initialize the search with $N_I = 4$ nodes and maintain a population size of 10. For Bayesian inference, we use priors $\alpha = \beta = 1.0$ with 10 pseudo-evaluations for stability. The annealing parameter is set to $\omega_{cool} = 1.0$, and the backpropagation decay factor is $\lambda = 0.8$ (The backpropagation decay factor is set to $\lambda = 0.8$, which was determined to be optimal through a sensitivity analysis comparing $\lambda \in \{0.0, 0.5, 0.8\}$ in **Appendix D.4**). We apply dynamic pruning with a threshold of 0.1 and a minimum visit count of 10. To handle score variance, we use adaptive normalization at the 90th percentile and enable parallel operators for efficiency. During evaluation, each heuristic is restricted to a 180 seconds timeout on the dataset \mathcal{D} . Detailed configurations of the dataset and framework are provided in **Appendix D**. To verify the generalization of our framework, we evaluate **Clade-AHD** using GPT-4o-mini and GLM-4-flash.

Baselines. To validate the effectiveness of heuristics generated by **Clade-AHD**, we compare our approach against four categories of benchmarks: **Manual Heuristics:** Classic baselines including Nearest-greedy (Romera-Paredes et al., 2024), ACO (Dorigo et al., 2007), and Expected Improvement (EI) (Moćkus, 1974). **Traditional AHD:** The Genetic Programming-based method GHPP (Duflo et al., 2019). **Neural Combinatorial Optimization (NCO):** Representative learning-based solvers under similar frameworks, specifically POMO (Kwon et al., 2020) and Deep-ACO (Ye et al., 2023). **LLM-based AHD:** State-of-the-art frameworks including FunSearch (Romera-Paredes et al., 2024), EoH (Liu et al., 2024), ReEvo (Ye et al., 2024), and the recent HSEvo (Dat et al., 2025).

Regarding initialization, FunSearch, ReEvo, and HSEvo require a handcrafted seed function; to ensure fairness, we provide the same rudimentary seed for these methods without additional external knowledge. In contrast, EoH and our **Clade-AHD** initiate evolution without manual seeds, demonstrating superior autonomy and applicability.

All experiments are conducted on a single AMD-8845HS CPU. Following the protocol in (Liu et al., 2024), we set the evaluation budget for all LLM-based AHD methods to $T = 1,000$ queries on the evaluation dataset \mathcal{D} .

MECHANISM COMPARISON: NODE-LEVEL MCTS-AHD vs. CLADE-LEVEL CLADE-AHD

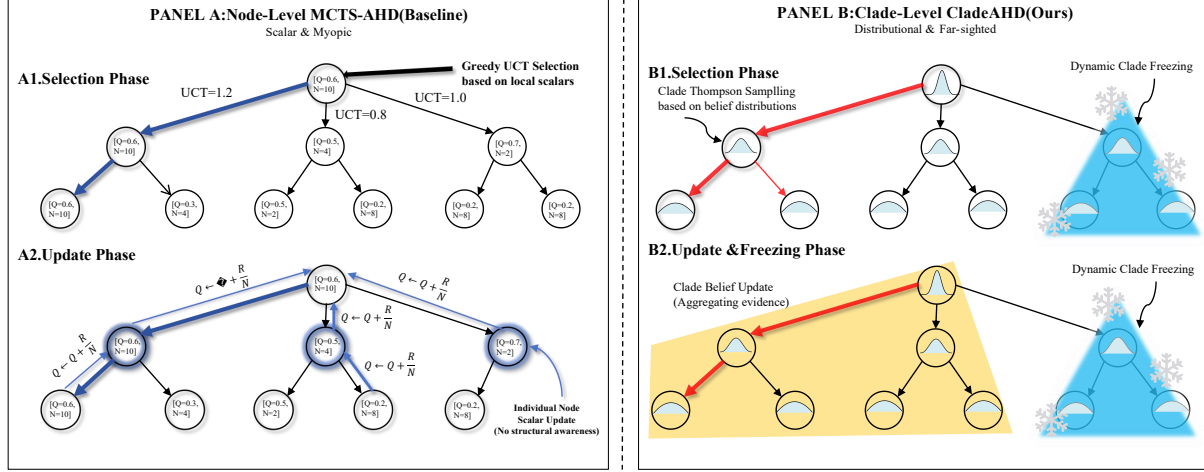


Figure 2. **Mechanism Comparison between Node-Level MCTS (MCTS-AHD) and Clade-Level MCTS (Clade-AHD).** (Panel A) The baseline MCTS-AHD relies on scalar point estimates (e.g., mean value), leading to *Scalar Myopia* where high-potential but high-variance branches are discarded due to initial noise. (Panel B) Our Clade-AHD models potential as belief distributions. By aggregating evidence from the entire clade and applying *Thompson Sampling*, it effectively identifies promising regions and reduces uncertainty (visualized as sharper posterior curves), while the *Dynamic Freezing* mechanism prunes suboptimal branches.

5.1. Clade-AHD for NP-hard CO Problems

In this subsection, we evaluate **Clade-AHD** on a suite of NP-hard CO problems, including the Traveling Salesman Problem (TSP), Knapsack Problem (KP), Capacitated Vehicle Routing Problem (CVRP), Multiple Knapsack Problem (MKP), and Bin-Packing Problem (BPP) in both on-line and offline settings. We apply **Clade-AHD** to design heuristics within two distinct solver paradigms: **Constructive Heuristics** and **Ant Colony Optimization (ACO)**.

5.1.1. CONSTRUCTIVE HEURISTICS FRAMEWORK

The constructive framework (or step-by-step construction) builds a feasible solution node-by-node (Asani et al., 2023). Beyond its role in LLM-based AHD, it serves as a foundational paradigm for Neural Combinatorial Optimization (NCO) methods (Vinyals et al., 2015; Bello et al., 2016). We utilize this framework to design heuristics for TSP, KP, and Online BPP.

TSP and KP We first evaluate **Clade-AHD** on TSP and KP. The objective is to design a core heuristic function that selects the next node (TSP) or item (KP) to add to the partial solution based on the current state (e.g., remaining capacity or visited nodes). This function executes recursively until a complete solution is formed.

For all LLM-based AHD methods, the evaluation dataset \mathcal{D} consists of 64 TSP instances ($N = 50$) and 64 KP instances ($N = 100$, Capacity $W = 25$). Table 1 benchmarks per-

formance against standard baselines ("Nearest Neighbor" for TSP; "Max Value-Weight Ratio" for KP) and existing LLM-based methods. **Clade-AHD** outperforms both manual heuristics and competing AHD methods (e.g., EoH, FunSearch) across almost all metrics. Notably, when tested on larger instances ($N = 200$), **Clade-AHD** surpasses the advanced NCO method POMO. Crucially, unlike POMO, which mandates task-specific training, Clade-AHD operates without pre-training, demonstrating superior zero-shot generalization on NP-hard problems.

Online BPP Online BPP requires immediate binning decisions upon item arrival, making it a standard benchmark for AHD methods. Following the protocol in (Liu et al., 2024), we generate instances using the Weibull distribution (Castiñeiras et al., 2012). The evaluation dataset \mathcal{D} comprises four Weibull datasets of varying scales. As shown in Table 2, the heuristics designed by **Clade-AHD** achieve superior average performance across all six test configurations.

5.1.2. ANT COLONY OPTIMIZATION FRAMEWORK

ACO is a meta-heuristic inspired by the foraging behavior of ants. It utilizes a heuristic matrix and simulates pheromone-based communication to guide probabilistic path selection for solving CO problems (Dorigo et al., 2007; Kim et al., 2024).

In the context of AHD, LLMs can be leveraged to automat-

Table 1. Designing heuristics with the step-by-step construction framework for TSP and KP. We evaluate methods on 6 test sets with 1,000 instances each. Test sets with in-domain scales (i.i.d. to the evaluation dataset D) are underlined. Since AHD methods have no guarantees for generalization ability, the effect on in-domain datasets is more important. Optimal for TSP is obtained by LKH (Lin & Kernighan, 1973), and Optimal for KP is the result of OR-Tools. Each LLM-based AHD method is run three times, and we report the average performance. The best-performing method with each LLM is shaded, and each test set’s overall best result is in bold.

Task	TSP						KP					
N=	<i>N</i> =50		<i>N</i> =100		<i>N</i> =200		<i>N</i> =50, <i>W</i> =12.5		<i>N</i> =100, <i>W</i> =25		<i>N</i> =200, <i>W</i> =25	
Methods	Obj.↓	Gap	Obj.↓	Gap	Obj.↓	Gap	Obj.↑	Gap	Obj.↑	Gap	Obj.↑	Gap
Optimal	5.675	-	7.768	-	10.659	-	20.037	-	40.271	0.75%	57.448	0.68%
Greedy Construct	6.959	22.62%	9.706	24.94%	13.461	26.29%	19.985	0.26%	40.225	0.86%	57.395	0.77%
POMO	5.697	0.39%	8.001	3.01%	12.897	20.45%	19.612	2.12%	39.676	2.22%	57.271	0.98%
<i>LLM-based AHD: GPT-4o-mini</i>												
Funsearch	6.357	12.00%	8.850	13.93%	12.372	15.54%	19.988	0.24%	40.227	0.86%	57.398	0.76%
EoH	6.394	12.67%	8.894	14.49%	12.437	16.68%	19.993	0.22%	40.231	0.85%	57.399	0.76%
MCTS-AHD	6.225	9.69%	8.684	11.79%	12.120	13.71%	20.015	0.11%	40.252	0.80%	57.423	0.72%
Clade-AHD	6.265	10.39%	8.484	9.22%	11.864	11.30%	20.013	0.12%	40.576	0.00%	57.840	0.00%

Table 2. Design step-by-step construction heuristics for online BPP. The table exhibits the performance gaps of heuristics to the lower bound. Each LLM-based AHD method is run three times for the average gaps. In-domain scales are underlined.

Test sets	1k_100	1k_500	5k_100	5k_500	10k_100	10k_500	Avg.
Best Fit	4.77%	0.25%	4.31%	0.55%	4.05%	0.47%	2.40%
First Fit	5.02%	0.25%	4.65%	0.55%	4.36%	0.50%	2.56%
LLM-based AHD: GPT-4o-mini							
Funsearch	2.45%	0.66%	1.30%	0.25%	1.05%	0.21%	0.99%
EoH	2.69%	0.25%	1.63%	0.53%	1.47%	0.45%	1.17%
ReEvo	3.94%	0.50%	2.72%	0.40%	2.39%	0.31%	1.71%
HSEvo	2.64%	1.07%	1.43%	0.32%	1.13%	0.21%	1.13%
MCTS-AHD	2.45%	0.50%	1.06%	0.32%	0.74%	0.26%	0.89%
Clade-AHD	2.32%	0.00%	1.22%	0.30%	1.07%	0.27%	0.86%

ically design the *generation function* for the heuristic matrix, thereby generalizing the ACO framework to diverse tasks. Following the protocol in (Ye et al., 2024), we apply **Clade-AHD** to design heuristics within the ACO framework for four NP-hard problems: TSP, CVRP, MKP, and Offline BPP.

Table 3 presents the results using GPT-4o-mini. **Clade-AHD** demonstrates significant improvements over existing LLM-based methods (EoH and ReEvo) across all in-domain test sets and three out-of-domain scenarios. Furthermore, our approach consistently outperforms manually designed ACO heuristics on eight test sets and surpasses DeepACO (Ye et al., 2023), a state-of-the-art NCO method, on the TSP and MKP benchmarks.

5.2. Ablation on Components

To validate the contribution of individual components within **Clade-AHD**, we conducted ablation studies on the KP and TSP. We constructed five variants, each omitting a specific module, and evaluated them over three independent runs. Table 4 reports the performance gap (shown as positive percentages) relative to the full model, where a larger gap indicates greater importance.

The results confirm that all components are essential, though their impact varies: *Dynamic Clade Freezing* dictates sample allocation efficiency; its removal precipitates the sharpest performance decline, confirming its utility in eliminating redundant computation to focus on high-potential clades. *Temperature Annealing* proves equally critical for modulating exploration-exploitation dynamics. Furthermore, *Depth-Attenuated Backpropagation* is essential for preserving long-term dependencies against signal decay in deep trees. Finally, *Pseudo-Evaluation* and *Adaptive Normalization* enforce stability, preventing metric inflation and ensuring consistent estimation despite their subtler magnitude.

Collectively, these components synergize to maximize the effectiveness of the **Clade-AHD** framework.

5.3. Comparative Analysis with Population-based Methods

To validate the effectiveness of our approach, we illustrate the performance evolution curves, using GLM-4-flash, for designing **step-by-step construction heuristics** for the TSP as shown in Figure 3. Each curve represents the average performance over three independent runs, with shaded regions indicating the standard deviation. Distin-

Table 3. Designing heuristics with the ACO general framework for solving TSP, CVRP, MKP, and offline BPP. Each test set contains 64 instances, and the LLM-based AHD methods’ performances are averaged over three runs.

Method	TSP				CVRP				MKP				Offline BPP			
	N=50		N=100		N=50, C=50		N=100, C=50		N=200, m=5		N=200, m=5		N=500		N=1k	
	Obj.↓	Gap	Obj.↓	Gap	Obj.↓	Gap	Obj.↓	Gap	Obj.↑	Gap	Obj.↑	Gap	Obj.↓	Gap	Obj.↓	Gap
ACO	5.992	4.66%	8.948	9.70%	11.355	27.77%	18.778	25.76%	22.738	2.28%	40.672	4.30%	208.828	2.81%	417.938	3.15%
DeepACO	5.842	2.04%	8.282	1.53%	8.888	0.00%	14.932	0.00%	23.093	0.75%	41.988	1.20%	203.125	0.00%	405.172	0.00%
LLM-based AHD: GPT-4o-mini																
EoH	5.828	1.80%	8.263	1.30%	9.359	5.31%	15.681	5.02%	23.139	0.56%	41.994	1.19%	204.646	0.75%	408.599	0.85%
ReEvo	5.856	2.29%	8.340	2.24%	9.327	4.94%	16.092	7.77%	23.245	0.10%	42.416	0.19%	206.693	1.76%	413.510	2.06%
MCTS-AHD	5.801	1.33%	8.179	0.27%	9.286	4.48%	15.782	5.70%	23.269	0.00%	42.498	0.00%	204.094	0.48%	407.323	0.53%
Clade-AHD	5.725	0.00%	8.157	0.00%	9.269	4.48%	15.544	0.77%	23.167	0.32%	42.152	0.39%	203.365	0.00%	405.245	0.01%

Table 4. Ablation study on the components of Clade-AHD. We use different variants to design heuristics on TSP50 and KP100 benchmarks with the step-by-step frameworks over three turns.

Configuration	TSP50	KP100
Clade-AHD (Full Model)	6.269 (0.000%)	40.576 (0.000%)
w/o Pseudo-Evaluations	+1.869%	+0.862%
w/o Depth-Attenuated Credit	+4.950%	+0.143%
w/o Dynamic Clade Freezing	+7.751%	+0.148%
w/o Temperature Annealing	+6.657%	+0.416%
w/o Adaptive Normalization	+1.870%	+0.064%

guishing itself from population-based evolutionary computation (EC) methods, Clade-AHD demonstrates superior sample efficiency and exploration capabilities. This enables a more comprehensive exploration of the heuristic space \mathcal{H} , effectively preventing the search from becoming trapped in **local optima**. Figure 3 reveals a distinct evolutionary pattern. Baselines like MCTS-AHD and EoH show steep initial gains, indicative of their aggressive exploitation tendency, yet they plateau early. In contrast, Clade-AHD exhibits a more gradual initial improvement. This behavior is attributable to the exploration enforced by our Clade-level Thompson Sampling in the early budget phase. Far from being a limitation, this broad search strategy allows the framework to bypass the suboptimal solutions that trap other methods, ultimately unlocking a higher performance ceiling and significantly surpassing the baselines as the search progresses.

6. Conclusion

We present **Clade-AHD**, a framework that reformulates heuristic search by shifting from noisy scalar estimates to Clade-level Bayesian beliefs. This distributional abstraction effectively overcomes evaluation sparsity, enabling ro-

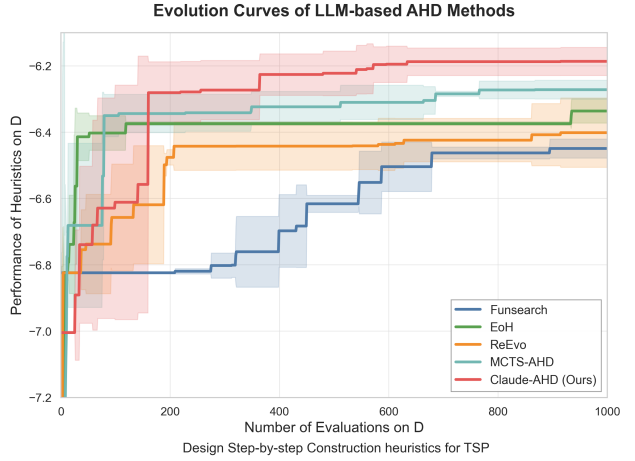


Figure 3. Evolution curves of LLM-based AHD methods on designing Step-by-step Construction heuristics for TSP. The solid lines represent the mean performance over three independent runs, while the shaded regions indicate the standard deviation. Clade-AHD demonstrates superior asymptotic performance and robust search capabilities compared to population-based baselines and MCTS-AHD.

bust identification of high-potential clades that standard methods overlook. Experiments on TSP, KP, and CVRP confirm that Clade-AHD achieves state-of-the-art quality and sample effectiveness.

We also acknowledge that Clade-AHD’s performance exhibits sensitivity to the design of prompts, like many LLM-driven AHD methods. Consequently, adapting the framework to highly distinct problem domains may still necessitate empirical calibration of prompt templates to ensure alignment with the LLM’s reasoning capabilities. Future work will focus on integrating automated prompt optimization mechanisms, aiming to eliminate the dependency on manual calibration and ensure consistent performance across diverse domains.

Impact Statement

This paper aims to advance the field of Automated Heuristic Design. By improving the computational efficiency of solving complex combinatorial optimization problems, our method has the potential to optimize resource allocation in domains such as logistics, manufacturing, and chip design, thereby contributing to reduced operational costs and energy consumption. We do not foresee any specific negative societal consequences that must be highlighted here.

References

- Asani, E. O., Okeyinka, A. E., and Adebisi, A. A. A computation investigation of the impact of convex hull sub-tour on the nearest neighbour heuristic. In *2023 International Conference on Science, Engineering and Business for Sustainable Development Goals (SEB-SDG)*, volume 1, pp. 1–7. IEEE, 2023.
- Bai, A., Wu, F., and Chen, X. Bayesian mixture modelling and inference based thompson sampling in monte-carlo tree search. *Advances in neural information processing systems*, 26, 2013.
- Bello, I., Pham, H., Le, Q. V., Norouzi, M., and Bengio, S. Neural combinatorial optimization with reinforcement learning. *arXiv preprint arXiv:1611.09940*, 2016.
- Bubeck, S., Chandrasekaran, V., Eldan, R., Gehrke, J., Horvitz, E., Kamar, E., Lee, P., Lee, Y. T., Li, Y., Lundberg, S., et al. Sparks of artificial general intelligence: Early experiments with gpt-4. *arXiv preprint arXiv:2303.12712*, 2023.
- Castiñeiras, I., De Cauwer, M., and O’Sullivan, B. Weibull-based benchmarks for bin packing. In *International Conference on Principles and Practice of Constraint Programming*, pp. 207–222. Springer, 2012.
- Chapelle, O. and Li, L. An empirical evaluation of thompson sampling. *Advances in neural information processing systems*, 24, 2011a.
- Chapelle, O. and Li, L. An empirical evaluation of thompson sampling. *Advances in neural information processing systems*, 24, 2011b.
- Cheng, R., Lyu, X., Li, Y., Ye, J., Hao, J., and Yan, J. The policy-gradient placement and generative routing neural networks for chip design. *Advances in Neural Information Processing Systems*, 35:26350–26362, 2022.
- Daniel, J. R., Benjamin, V. R., Abbas, K., Ian, O., and Zheng, W. A tutorial on thompson sampling. *Foundations and trends® in machine learning*, 11(1):1–99, 2018.
- Dat, P. V. T., Doan, L., and Binh, H. T. T. Hsevo: Elevating automatic heuristic design with diversity-driven harmony search and genetic algorithm using llms. In *Proceedings of the AAAI Conference on Artificial Intelligence*, volume 39, pp. 26931–26938, 2025.
- Dorigo, M., Birattari, M., and Stutzle, T. Ant colony optimization. *IEEE computational intelligence magazine*, 1(4):28–39, 2007.
- Duflo, G., Kieffer, E., Brust, M. R., Danoy, G., and Bouvry, P. A gp hyper-heuristic approach for generating tsp heuristics. In *2019 IEEE International Parallel and Distributed Processing Symposium Workshops (IPDPSW)*, pp. 521–529. IEEE, 2019.
- Feurer, M., Klein, A., Eggenberger, K., Springenberg, J., Blum, M., and Hutter, F. Efficient and robust automated machine learning. In *Advances in neural information processing systems*, volume 28, 2015.
- Fu, T., Gao, W., Coley, C., and Sun, J. Reinforced genetic algorithm for structure-based drug design. *Advances in Neural Information Processing Systems*, 35: 12325–12338, 2022.
- Garey, M. R., Johnson, D. S., et al. *A Guide to the Theory of NP-Completeness*. Freeman, 1990.
- Heydari Beni, N., Zhan, X., Zhang, R., Eliassi-Rad, T., and Koushanfar, F. Distributed constrained combinatorial optimization leveraging hypergraph neural networks. *Nature Machine Intelligence*, 6(6):664–672, 2024.
- Hutter, F., Kotthoff, L., and Vanschoren, J. *Automated machine learning: methods, systems, challenges*. Springer Nature, 2019.
- Kim, M., Choi, S., Kim, H., Son, J., Park, J., and Bengio, Y. Ant colony sampling with gflownets for combinatorial optimization. *arXiv preprint arXiv:2403.07041*, 2024.
- Kocsis, L. and Szepesvári, C. Bandit based monte-carlo planning. In *European conference on machine learning*, pp. 282–293. Springer, 2006.
- Koza, J. *On the programming of computers by means of natural selection*. MIT press, 1992.
- Kwon, Y.-D., Choo, J., Kim, B., Yoon, I., Gwon, Y., and Min, S. Pomo: Policy optimization with multiple optima for reinforcement learning. *Advances in Neural Information Processing Systems*, 33:21188–21198, 2020.
- Li, B., Mellou, K., Zhang, B., Pathuri, J., and Menache, I. Large language models for supply chain optimization. *arXiv preprint arXiv:2307.03875*, 2023.

- Liu, F., Tong, X., Yuan, M., Lin, X., Luo, F., Wang, Z., Lu, Z., and Zhang, Q. Evolution of heuristics: Towards efficient automatic algorithm design using large language model. *arXiv preprint arXiv:2401.02051*, 2024.
- Mankowitz, D. J., Michi, A., Zhernov, A., Gelmi, M., Selvi, M., Paduraru, C., Leurent, E., Iqbal, S., Lespiau, J.-B., Ahern, A., et al. Faster sorting algorithms discovered using deep reinforcement learning. *Nature*, 618 (7964):257–263, 2023.
- Moćkus, J. On bayesian methods for seeking the extremum. In *IFIP Technical Conference on Optimization Techniques*, pp. 400–404. Springer, 1974.
- Okasha, S. Does the concept of “clade selection” make sense? *Philosophy of Science*, 70(4):739–751, 2003.
- Romera-Paredes, B., Barekatin, M., Novikov, A., Balog, M., Kumar, M. P., Dupont, E., Ruiz, F. J., Ellenberg, J. S., Wang, P., Fawzi, O., et al. Mathematical discoveries from program search with large language models. *Nature*, 625(7995):468–475, 2024.
- Schoenberg, S. and Dressler, F. Reducing waiting times at charging stations with adaptive electric vehicle route planning. *IEEE Transactions on Intelligent Vehicles*, 8 (1):95–107, 2022.
- Shi, Y., Xu, S., Kai, S., Lin, X., Xue, K., Yuan, M., and Qian, C. Timing-driven global placement by efficient critical path extraction. In *2025 Design, Automation & Test in Europe Conference (DATE)*, pp. 1–7. IEEE, 2025.
- Silver, D., Huang, A., Maddison, C. J., Guez, A., Sifre, L., Van Den Driessche, G., Schrittwieser, J., Antonoglou, I., Panneershelvam, V., Lanctot, M., et al. Mastering the game of go with deep neural networks and tree search. *nature*, 529(7587):484–489, 2016.
- Sutton, R. S., Barto, A. G., et al. *Reinforcement learning: An introduction*, volume 1. MIT press Cambridge, 1998.
- Tesauro, G., Rajan, V., and Segal, R. Bayesian inference in monte-carlo tree search. *arXiv preprint arXiv:1203.3519*, 2012a.
- Tesauro, G., Rajan, V., and Segal, R. Bayesian inference in monte-carlo tree search. *arXiv preprint arXiv:1203.3519*, 2012b.
- Toth, P. and Vigo, D. *Vehicle routing: problems, methods, and applications*. SIAM, 2014.
- Vinyals, O., Fortunato, M., and Jaitly, N. Pointer networks. *Advances in neural information processing systems*, 28, 2015.
- Wang, W., Piękos, P., Nanbo, L., Laakom, F., Chen, Y., Ostaszewski, M., Zhuge, M., and Schmidhuber, J. Huxley-g\ " odel machine: Human-level coding agent development by an approximation of the optimal self-improving machine. *arXiv preprint arXiv:2510.21614*, 2025.
- Ye, H., Wang, J., Cao, Z., Liang, H., and Li, Y. Deepaco: Neural-enhanced ant systems for combinatorial optimization. *Advances in neural information processing systems*, 36:43706–43728, 2023.
- Ye, H., Wang, J., Cao, Z., Berto, F., Hua, C., Kim, H., Park, J., and Song, G. Reevo: Large language models as hyper-heuristics with reflective evolution. *Advances in neural information processing systems*, 37: 43571–43608, 2024.
- Zheng, Z., Xie, Z., Wang, Z., and Hooi, B. Monte carlo tree search for comprehensive exploration in llm-based automatic heuristic design. *arXiv preprint arXiv:2501.08603*, 2025.

A. Extended Related Work

This section provides a comprehensive theoretical grounding for the Clade-AHD framework, situating our contributions within the broader context of evolutionary biology, Bayesian reinforcement learning, and temporal credit assignment.

A.1. From Node-Centric to Clade-Centric Search

Traditional MCTS algorithms, such as UCT (Kocsis & Szepesvári, 2006), operate under the assumption that nodes function as independent bandits. While theoretically sound in domains with abundant sampling budgets (e.g., Go or Chess), this independence assumption disintegrates in the context of Automatic Heuristic Design (AHD). In AHD, a heuristic is not an isolated entity but a refined continuation of its ancestral logic.

We adopt the concept of *Clade Selection* from evolutionary biology to formalize this dependency. As argued by Okasha (Okasha, 2003) in the philosophy of biology, strictly individual-level selection fails to account for traits that manifest only at the level of a lineage. Analogously, in our code evolution tree, a specific mutation might yield a statistically insignificant reward in isolation (due to evaluation noise) yet possess the structural potential to spawn a high-performing sub-tree. Clade-AHD shifts the unit of selection from the individual node to the *clade*—defined as an ancestor and all its lineal descendants—thereby capturing the *meta-productivity* of an evolutionary branch rather than the transient fitness of a single code snippet.

A.2. Bayesian Inference in Sparse Evaluation Environments

The core inefficiency of standard AHD methods lies in their reliance on frequentist estimation. The Law of Large Numbers, which underpins the asymptotic convergence of mean-based estimators (like those in UCT), is effectively suspended in LLM-driven optimization due to the prohibitive cost of evaluation. When the visit count $N(v)$ is small (e.g., < 5), scalar point estimates are dominated by variance, reducing the search to a stochastic walk.

To address this, Clade-AHD leverages Bayesian inference to model epistemic uncertainty explicitly. Building on the seminal work of Tesauro et al. (Tesauro et al., 2012a), we replace scalar values with belief distributions. Unlike deterministic Upper Confidence Bounds, which can be overly optimistic or pessimistic in sparse regimes, our use of Thompson Sampling (Bai et al., 2013) enables *probability matching*. This ensures that the exploration effort is proportional to the probability that a clade is optimal, a property that has been theoretically proven to minimize regret in bandit settings with delayed or sparse feedback (Chapelle & Li, 2011b).

B. Definition of Tasks

In this section, we provide formal mathematical formulations for the optimization tasks employed to evaluate Clade-AHD. These tasks encompass six representative NP-hard CO problems (Zheng et al., 2025).

B.1. NP-hard CO Problems

Our evaluation benchmark includes the Traveling Salesman Problem (TSP), Capacitated Vehicle Routing Problem (CVRP), 0-1 Knapsack Problem (KP), Multiple Knapsack Problem (MKP), Admissible Set Problem (ASP), and Bin Packing Problem (BPP).

Traveling Salesman Problem (TSP). The TSP serves as a cornerstone in combinatorial optimization theory (Garey et al., 1990). The objective is to determine the minimal-cost Hamiltonian cycle that visits a set of N cities exactly once and returns to the origin. Given a distance matrix $D = \{d_{ij}\}$ where d_{ij} denotes the Euclidean distance between node i and node j , the problem is formulated as minimizing the total tour length:

$$\min_{\pi} \sum_{i=1}^{N-1} d_{\pi(i), \pi(i+1)} + d_{\pi(N), \pi(1)} \quad (12)$$

where π represents a permutation of the city indices $\{1, \dots, N\}$. We evaluate our method on standard Euclidean TSP instances.

Capacitated Vehicle Routing Problem (CVRP). Generalizing the TSP, the CVRP involves optimizing routes for a fleet of vehicles to serve a set of customers subject to capacity constraints (Toth & Vigo, 2014). This paper follows the settings of

ReEvo(Ye et al., 2024) when generating CVRP data sets, fixing the depot coordinates to (0.5, 0.5). Each instance consists of a depot (node 0) and N customer nodes. The objective is to minimize the total travel distance of all vehicles such that: (1) each customer is visited exactly once; (2) all routes start and end at the depot; and (3) the total demand on any route does not exceed the vehicle capacity Q . Mathematically, let $s = \{\rho^1, \dots, \rho^k\}$ be a solution with k routes. The objective function is defined as:

$$f(s) = \sum_{j=1}^k \left(d_{0, \rho_1^j} + \sum_{t=1}^{|\rho^j|-1} d_{\rho_t^j, \rho_{t+1}^j} + d_{\rho_{|\rho^j|}^j, 0} \right) \quad (13)$$

subject to the capacity constraint $\sum_{node \in \rho^j} d_{node} \leq Q$ for all routes j .

0-1 Knapsack Problem (KP). The KP represents a fundamental resource allocation problem. Given a knapsack with capacity W and a set of N items, each characterized by a value v_i and a weight w_i , the goal is to select a subset of items to maximize the total value without violating the capacity constraint.

$$\max_x \sum_{i=1}^N v_i x_i \quad \text{s.t.} \quad \sum_{i=1}^N w_i x_i \leq W, \quad x_i \in \{0, 1\} \quad (14)$$

Following established protocols (Kwon et al., 2020), we generate instances where weights and values are sampled from uniform distributions.

Multiple Knapsack Problem (MKP). The MKP extends the standard KP by introducing multiple resource constraints. Instead of a single container, we have m distinct knapsacks with capacities C_1, \dots, C_m . We still follow the setting of ReEvo(Ye et al., 2024) for the MKP instances, and the objective remains to maximize the total value of selected items, ensuring that the subset of items assigned to each knapsack j does not exceed its specific capacity C_j . This problem introduces higher complexity due to the coupled constraints across multiple resources.

Bin Packing Problem (BPP). The BPP aims to partition a set of items with varying sizes into the minimum number of bins, each with a fixed capacity C . **Online BPP:** Items arrive sequentially. The algorithm must strictly decide which bin to place the current item in before observing future items. This requires robust heuristic logic to handle uncertainty. We utilize Weibull distribution-based instances for evaluation, as they provide a challenging benchmark for bin packing heuristics (Castiñeiras et al., 2012)(Liu et al., 2024).

C. Definition of General Frameworks

To verify the framework-agnosticism of Clade-AHD, we apply it to design key heuristic functions within two distinct general frameworks: Step-by-Step Construction and Ant Colony Optimization (ACO). This section details the operational logic of these frameworks.

C.1. Step-by-Step Construction

The Step-by-Step Construction framework (also known as the Constructive Heuristic framework) is an intuitive approach capable of handling a wide range of CO problems. It constructs a complete solution from scratch by sequentially selecting decision variables. In each step, the framework evaluates all valid candidates using a specific priority function, and the candidate with the highest priority is added to the partial solution.

In this work, Clade-AHD is employed to automatically design this **key priority function**. We apply this framework to four tasks:

- **TSP:** The heuristic function selects the next city to visit based on the current city, the set of unvisited cities, and the distance matrix. It effectively learns a "next-node-prediction" policy similar to Pointer Networks (Vinyals et al., 2015).
- **KP:** The function selects the next item to pack into the knapsack. It inputs the value and weight of remaining items and the current residual capacity, outputting a priority score for each item. This generalizes the classical greedy strategy based on the value-to-weight ratio.
- **Online BPP:** For each incoming item, the heuristic assigns a preference score to each available bin (and the option of opening a new bin) based on the item size and the bins' residual capacities.

C.2. Ant Colony Optimization (ACO)

Ant Colony Optimization (ACO) is a meta-heuristic inspired by the foraging behavior of ants (Dorigo et al., 2007). It constructs solutions probabilistically based on a pheromone matrix τ (historical experience) and a heuristic matrix η (problem-specific desirability).

Following the established protocol in **ReEvo** (Ye et al., 2024), we utilize Clade-AHD to automatically evolve the *Heuristic Matrix Generation Function*. Instead of using a fixed formula (e.g., $\eta_{ij} = 1/d_{ij}$), the LLM generates a Python function that computes η dynamically based on the specific constraints of each problem. The specific formulations for the involved tasks are detailed below:

- **Traveling Salesman Problem (TSP):** The problem is modeled as a graph traversal. The LLM generates a function to compute an $N \times N$ matrix η , where η_{ij} represents the desirability of moving from city i to city j . The generated heuristic typically balances Euclidean distance with other geometric features to guide the ant’s path construction.
- **Capacitated Vehicle Routing Problem (CVRP):** Similar to TSP, this is an edge-based selection problem but with capacity constraints. The heuristic function inputs the distance matrix, node demands, and vehicle capacity. It outputs a matrix η_{ij} that guides the vehicle to the next customer j from i . A high-quality heuristic here must learn to balance minimizing travel distance with optimizing the remaining vehicle load (e.g., avoiding visiting a distant customer that consumes the last bit of capacity).
- **Multiple Knapsack Problem (MKP):** Unlike the routing problems, MKP is a subset selection problem. The constructive process involves selecting items to place into knapsacks. The LLM designs a function that calculates a heuristic vector (or matrix) η , representing the priority of selecting item j given the current resource consumption of the knapsacks. The heuristic effectively learns a generalized "value-per-weight" density estimation across multiple dimensions.
- **Offline Bin Packing Problem (BPP):** The goal is to pack items into the minimum number of bins. In the ACO framework, this is treated as selecting the best "next item" to pack into the current bin. The LLM generates a function that computes the desirability η_j for each remaining item j , considering its size and the residual capacity of the current bin. This allows the algorithm to evolve complex strategies beyond standard "Best Fit" or "First Fit" rules.

By adopting this unified interface, Clade-AHD leverages the global search capability of the underlying ACO solver while replacing the handcrafted, problem-specific heuristic rules with data-driven logic evolved by our clade-based search.

D. Experimental Setup and Implementation Details

To ensure the transparency, reproducibility, and fairness of our comparative study, this appendix provides a comprehensive description of the experimental protocols. We detail the evaluation logic, dataset composition, computational environment, and specific hyperparameter configurations for both Clade-AHD and the baseline methods.

D.1. Evaluation Protocols

The setup of evaluation budgets (T) and evaluation datasets (D) in this work generally follows the standard protocols established by FunSearch (Romera-Paredes et al., 2024), EoH (Liu et al., 2024), and ReEvo (Ye et al., 2024). Adopting these community-recognized settings ensures that our performance gains are attributable to the search strategy itself rather than skewed experimental conditions.

The Setting of Evaluation Budget T . In population-based methods like EoH (Liu et al., 2024), the total number of evaluations is typically determined by generations \times population_size (e.g., $20 \times 20 \approx 400 \sim 1,600$ queries). To align with this computational magnitude while ensuring sufficient exploration for our Bayesian beliefs, we standardize the maximum evaluation budget to $T = 1,000$ for all tasks (including TSP, KP, and Online BPP). This strict budget constraint challenges the algorithm to be sample-efficient, distinguishing efficient search strategies from brute-force enumeration.

The Setting of Evaluation Dataset D . The composition of D is critical for preventing overfitting. Our design logic balances fairness with robustness:

- **Standardization for Fairness (General Tasks):** For TSP, CVRP, KP, and MKP, we strictly adopt the standard synthetic instances used in MCTS-AHD (Zheng et al., 2025) and EoH (Liu et al., 2024). This ensures a direct "apples-to-apples" comparison with baselines.
- **Variation for Robustness (Special Case: Online BPP):** Standard baselines often use a fixed dataset (e.g., 5,000 items with $W = 100$). However, heuristics evolved on such uniform data frequently fail to generalize to other scales (e.g., $W = 500$). To address this, we implement a **varying-scale setup** similar to (Castiñeiras et al., 2012). Our evaluation dataset D comprises a mixture of Weibull distribution instances with diverse characteristics (varying item counts and capacities), compelling the heuristic to learn generalized packing logic.

The detailed specifications of D are summarized in Table 5.

Table 5. Detailed Specifications of Evaluation Datasets ($\mathbf{D_S}$).

Task	Dataset Size	Instance Details (Attributes)
TSP	64 Instances	$N = 50$ nodes, coordinates $s \sim \mathcal{U}[0, 1]^{2d}$.
CVRP	64 Instances	$N = 50$ nodes, Demand $s \sim \mathcal{U}[1, 9]$, Capacity varies.
KP	64 Instances	$N = 100$ items, Capacity $S_W = 25$, uncorrelated weights/values.
MKP	64 Instances	$N = 50$ items, $M = 5$ knapsacks.
Online BPP.	Mixture (4 Sets)	Varying Scales (Weibull Dist.): A robust mix of Short ($N \approx 1k$) vs. Long ($N \approx 5k$) sequences, and Small vs. Large Bin Capacities.

D.2. Computational Environment

Hardware Setup. Unlike many Neural Combinatorial Optimization (NCO) approaches that rely on heavy GPU acceleration (e.g., POMO (Kwon et al., 2020), DeepACO (Ye et al., 2023)), Clade-AHD is designed to be computationally lightweight. All experiments were conducted on a personal workstation:

- **CPU:** AMD Ryzen 7 8845HS (8 cores, 16 threads).
- **GPU:** None (Inference is purely CPU-based).
- **Software:** Python 3.10, leveraging NumPy for vectorization.

LLM Configuration. We utilized **GPT-4o-mini** (gpt-4o-mini-2024-07-18) as the core reasoning engine. The temperature is set to $T = 1.0$ during the *Expansion* phase to maximize code diversity, and $T = 0.2$ during *Selection* logic (if aided) for stability. The context window includes the task description, parent code, and a history of the top-3 past successful mutations.

D.3. Baseline and Hyperparameter Configuration

To validate the effectiveness of Clade-AHD, we compare it against four state-of-the-art LLM-based AHD methods under identical budget constraints ($T = 1,000$):

Table 6 summarizes the specific hyperparameters used in Clade-AHD, empirically tuned on a separate validation set.

Table 6. Hyperparameter settings for Clade-AHD.

Parameter	Value	Description
N_{init}	4	Number of initial random heuristics
K (Population)	10	Maximum active population size
<i>Bayesian Inference</i>		
$\alpha_{prior}, \beta_{prior}$	1.0	Uniform Beta priors (uninformative)
n_{pseudo}	10	Pseudo-counts for prior stabilization
ω_{cool}	1.0	Annealing rate for Thompson Sampling
<i>Tree Update</i>		
λ	0.8	Decay factor for Depth-Attenuated Backpropagation
V_{min}	10	Minimum visits required before freezing
γ	0.1	Pruning threshold for Dynamic Clade Freezing
<i>Evaluation</i>		
Timeout	60s	Max execution time per heuristic on dataset D

D.4. Experiments of λ

We analyze the impact of the decay factor λ , which governs the temporal credit assignment in our Clade-AHD framework, under the ACO framework for TSP heuristic design setting. Figure 4 presents the convergence curves for $\lambda \in \{0.0, 0.5, 0.8\}$ on the evaluation benchmark.

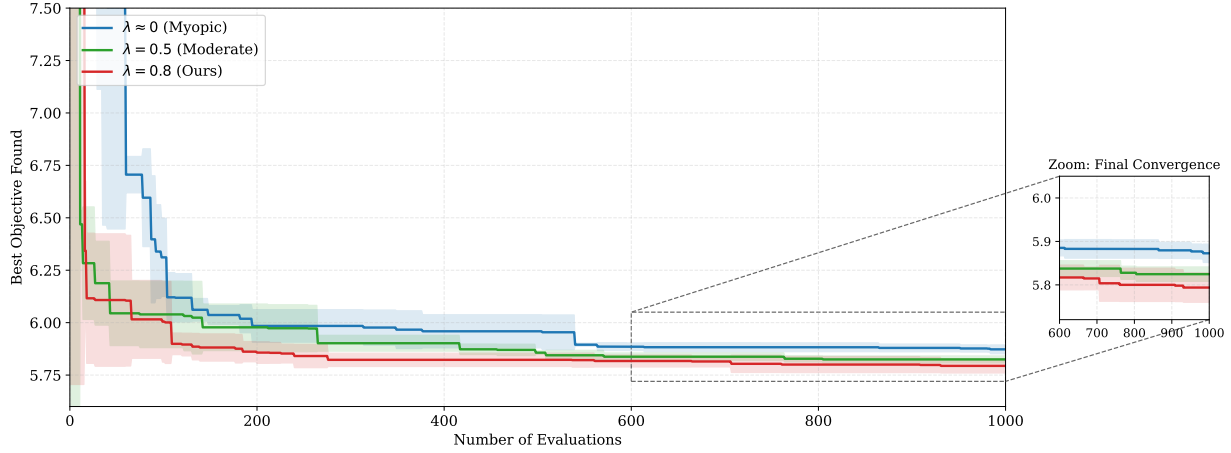


Figure 4. **Sensitivity Analysis of the Decay Factor λ .** The main plot (left) shows the best objective value found over 1,000 evaluations. The **blue line** ($\lambda = 0$) represents a myopic, node-centric baseline, which suffers from premature convergence. The **red line** ($\lambda = 0.8$, Ours) demonstrates the most robust convergence trajectory. The **zoom panel** (right) highlights the final optimization stage (iterations 600-1000), showing that $\lambda = 0.8$ consistently achieves the lowest objective value with narrower variance compared to $\lambda = 0.5$ and $\lambda = 0$.

As observed in Figure 4, the configuration of $\lambda = 0.8$ yields the most effective search trajectory. The *Myopic* setting ($\lambda = 0$) clearly underperforms, validating our core hypothesis that clade-level information aggregation is essential for overcoming evaluation sparsity. Meanwhile, $\lambda = 0.8$ outperforms $\lambda = 0.5$, confirming that retaining a longer memory horizon (with appropriate attenuation) allows the algorithm to better identify potential heuristics that lead to global optima.

E. Algorithm

We present the complete workflow of the Clade-AHD framework in Algorithm 1.

Algorithm 1 Clade-AHD: Clade-level Bayesian MCTS for Heuristic Design

Require: Evaluation Budget T_{max} , Initial Population N_{init} , Dataset D
Require: Bayesian Priors α_0, β_0 , Decay Factor λ , Temperature Param ω_{cool}
Require: Pruning Threshold γ , Min Visits V_{min}
Ensure: Best Heuristic h^*

```

1: Initialization:
2:  $v_{root} \leftarrow \text{CREATE\_NODE}(h_{seed}, \alpha_0, \beta_0)$ 
3:  $\mathcal{T} \leftarrow \{v_{root}\}, evals \leftarrow 0, h^* \leftarrow h_{seed}$ 
4: while  $evals < T_{max}$  do
5:   // Phase 1: Selection via Clade-Level Thompson Sampling
6:    $v_{next} \leftarrow v_{root}$ 
7:   while  $v_{next}$  is not Leaf do
8:     Candidates  $\mathcal{C} \leftarrow \{u \in v_{next}.children \mid u.frozen = \text{False}\}$ 
9:     if  $\mathcal{C}$  is empty then
10:      break
11:    end if
12:    for each child  $u \in \mathcal{C}$  do
13:      // 1. Clade Belief Aggregation
14:       $\alpha_{\mathcal{T}}(u) \leftarrow 1 + \sum_{d \in \text{desc}(u)} \lambda^{\text{dist}(u,d)} (\alpha_d - 1)$ 
15:       $\beta_{\mathcal{T}}(u) \leftarrow 1 + \sum_{d \in \text{desc}(u)} \lambda^{\text{dist}(u,d)} (\beta_d - 1)$ 
16:      // 2. Budget-Aware Annealing
17:       $p \leftarrow evals / T_{max}$ 
18:       $\tau \leftarrow (1/(1-p))^{\omega_{cool}}$ 
19:       $\tilde{\alpha} \leftarrow \alpha_{\mathcal{T}}(u) \cdot \tau, \tilde{\beta} \leftarrow \beta_{\mathcal{T}}(u) \cdot \tau$ 
20:      // 3. Thompson Sampling
21:       $\theta_u \sim \text{Beta}(\tilde{\alpha}, \tilde{\beta})$ 
22:    end for
23:     $v_{next} \leftarrow \text{argmax}_{u \in \mathcal{C}} (\theta_u)$ 
24:  end while
25:  // Phase 2: Expansion (LLM Generation)
26:  Select operator  $op \in \{\text{Mutation}, \text{Crossover}\}$ 
27:   $h_{new} \leftarrow \text{LLM}(v_{next}.context, op)$ 
28:   $v_{new} \leftarrow \text{CREATE\_NODE}(h_{new}, \alpha_0, \beta_0)$ 
29:   $v_{next}.children.add(v_{new}), \mathcal{T}.add(v_{new})$ 
30:  // Phase 3: Evaluation
31:   $score \leftarrow \text{Evaluate}(h_{new}, D)$ 
32:  Update global best  $h^*$  if  $score > \text{score}(h^*)$ 
33:   $outcome \leftarrow \text{NORMALIZE}(score)$  {Convert to binary win/loss}
34:   $evals \leftarrow evals + 1$ 
35:  // Phase 4: Bottom-Up Belief Update
36:   $v \leftarrow v_{new}$ 
37:  while  $v \neq \text{NULL}$  do
38:     $\alpha_v \leftarrow \alpha_v + outcome$ 
39:     $\beta_v \leftarrow \beta_v + (1 - outcome)$ 
40:     $v \leftarrow v.parent$ 
41:  end while
42:  // Phase 5: Dynamic Clade Freezing
43:  if  $evals \pmod{N_{check}} == 0$  then
44:    for  $v \in \mathcal{T}$  where  $v.visits > V_{min}$  do
45:       $\mu_{\mathcal{T}} \leftarrow \alpha_{\mathcal{T}}(v) / (\alpha_{\mathcal{T}}(v) + \beta_{\mathcal{T}}(v))$ 
46:      if  $\mu_{\mathcal{T}} < \gamma \cdot \text{score}(h^*)$  then
47:         $v.frozen \leftarrow \text{True}$  {Prune entire clade}
48:      end if
49:    end for
50:  end if
51: end while
52: return  $h^*$ 

```

F. Detailed Methodology

F.1. Prompts of MCTS Actions

To ensure a strictly fair comparison and to isolate the contribution of our Clade-based search strategy from prompt engineering, **we adopt the exact prompt templates provided in MCTS-AHD (Zheng et al., 2025) without any modification.**

We utilize the six distinct actions ($i1, e1, e2, m1, m2, s1$) defined in MCTS-AHD for initialization and expansion. The specific prompts for these actions are presented below. In all examples, we use the Traveling Salesman Problem (TSP) with the step-by-step construction framework as the representative task context.

Prompt for Action i1 (Initialization)

Task Context:

Solving Traveling Salesman Problem (TSP) with constructive heuristics. TSP requires finding the shortest path that visits all given nodes and returns to the starting node.

Instruction:

First, describe the design idea and main steps of your algorithm in one sentence. The description must be inside a brace outside the code implementation. Next, implement it in Python as a function named 'select_next_node'.

This function should accept 4 input(s): 'current_node', 'destination_node', 'unvisited_nodes', 'distance_matrix'.

The function should return 1 output(s): 'next_node'. The select next node function takes as input the current node, the destination node, a set of unvisited nodes, and a distance matrix, and returns the next node to visit.

Do not give additional explanations.

Prompt for Action m1 (Mutation - Mechanism)

Task Context:

Solving Traveling Salesman Problem (TSP) with constructive heuristics. TSP requires finding the shortest path that visits all given nodes and returns to the starting node.

Input Context:

I have one algorithm with its code as follows:

Its Description

It's Python Code Implementation of A Function

Instruction:

Please create a new algorithm that has a different form, but can be a modified version of the provided algorithm. Attempt to introduce more novel mechanisms and new equations or programme segments.

First, describe the design idea and main steps of your algorithm in one sentence. The description must be inside a brace outside the code implementation. Next, implement it in Python as a function named 'select_next_node'.

This function should accept 4 input(s): 'current_node', 'destination_node', 'unvisited_nodes', 'distance_matrix'.

The function should return 1 output(s): 'next_node'. The select next node function takes as input the current node, the destination node, a set of unvisited nodes, and a distance matrix, and returns the next node to visit.

Do not give additional explanations.

Prompt for Action m2 (Mutation - Parameter)

Task Context:

Solving Traveling Salesman Problem (TSP) with constructive heuristics. TSP requires finding the shortest path that visits all given nodes and returns to the starting node.

Input Context:

I have one algorithm with its code as follows:

Its Description

It's Python Code Implementation of A Function

Instruction:

Please identify the main algorithm parameters and help me in creating a new algorithm that has different parameter settings for equations compared to the provided algorithm.

First, describe the design idea and main steps of your algorithm in one sentence. The description must be inside a brace outside the code implementation. Next, implement it in Python as a function named 'select_next_node'.

This function should accept 4 input(s): 'current_node', 'destination_node', 'unvisited_nodes', 'distance_matrix'.

The function should return 1 output(s): 'next_node'. The select next node function takes as input the current node, the destination node, a set of unvisited nodes, and a distance matrix, and returns the next node to visit.

Do not give additional explanations.

Prompt for Action e1 (Crossover - Divergent)

Task Context:

Solving Traveling Salesman Problem (TSP) with constructive heuristics. TSP requires finding the shortest path that visits all given nodes and returns to the starting node.

Input Context:

I have k existing algorithms with their codes as follows:

No.1 algorithm's description, its corresponding code, and its objective value are:

...

No. k algorithm's description, its corresponding code, and its objective value are:

...

Instruction:

Please create a new algorithm that has a totally different form from the given algorithms. Try generating codes with different structures, flows, or algorithms. The new algorithm should have a relatively low objective value.

First, describe the design idea and main steps of your algorithm in one sentence. The description must be inside a brace outside the code implementation. Next, implement it in Python as a function named 'select_next_node'.

This function should accept 4 input(s): 'current_node', 'destination_node', 'unvisited_nodes', 'distance_matrix'.

The function should return 1 output(s): 'next_node'. The select next node function takes as input the current node, the destination node, a set of unvisited nodes, and a distance matrix, and returns the next node to visit.

Do not give additional explanations.

Prompt for Action e2 (Crossover - Elitist)

Task Context:

Solving Traveling Salesman Problem (TSP) with constructive heuristics. TSP requires finding the shortest path that visits all given nodes and returns to the starting node.

Input Context:

I have 2 existing algorithms with their codes as follows:

No.1 algorithm's description, its corresponding code, and its objective value are:

...

No.2 algorithm's description, its corresponding code, and its objective value are:

...

Instruction:

Please create a new algorithm that has a similar form to the No.2 algorithm and is inspired by the No.1 algorithm. The new algorithm should have an objective value lower than both algorithms.

Firstly, list the common ideas in the No.1 algorithm that may give good performances. Secondly, based on the common idea, describe the design idea based on the No.1 algorithm and main steps of your algorithm in one sentence. The description must be inside a brace. Next, implement it in Python as a function named 'select_next_node'.

This function should accept 4 input(s): 'current_node', 'destination_node', 'unvisited_nodes', 'distance_matrix'.

The function should return 1 output(s): 'next_node'. The select next node function takes as input the current node, the destination node, a set of unvisited nodes, and a distance matrix, and returns the next node to visit.

Do not give additional explanations.

Prompt for Action s1 (Tree-Path Reasoning)**Task Context:**

Solving Traveling Salesman Problem (TSP) with constructive heuristics. TSP requires finding the shortest path that visits all given nodes and returns to the starting node.

Input Context:

I have k existing algorithms with their codes as follows:

No.1 algorithm's description, its corresponding code, and its objective value are:

...

No. k algorithm's description, its corresponding code, and its objective value are:

...

Instruction:

Please help me create a new algorithm that is inspired by all the above algorithms with its objective value lower than any of them.

Firstly, list some ideas in the provided algorithms that are clearly helpful to a better algorithm. Secondly, based on the listed ideas, describe the design idea and main steps of your new algorithm in one sentence. The description must be inside a brace. Thirdly, implement it in Python as a function named 'select_next_node'.

This function should accept 4 input(s): 'current_node', 'destination_node', 'unvisited_nodes', 'distance_matrix'.

The function should return 1 output(s): 'next_node'. The select next node function takes as input the current node, the destination node, a set of unvisited nodes, and a distance matrix, and returns the next node to visit.

Do not give additional explanations.

G. Licenses

To ensure transparency and facilitate reproducibility, we strictly adhere to the open-source licenses of all baselines and datasets used in this work. The specific licenses and access URLs are summarized in Table 7.

Table 7. A summary of licenses for baselines and resources used in this work.

Resources	Type	License	URL
LKH3	Code	Academic research use	http://webhotel4.ruc.dk/~keld/research/LKH-3/
OR-Tools	Code	MIT License	https://developers.google.com/optimization/
POMO	Code	Available online	https://github.com/yd-kwon/POMO
DeepACO	Code	MIT License	https://github.com/henry-yeh/DeepACO
VRP-DACT	Code	MIT License	https://github.com/yining043/VRP-DACT
NeuOpt	Code	MIT License	https://github.com/yining043/NeuOpt
FunSearch	Code	Apache License 2.0	https://github.com/google-deepmind/funsearch
EoH	Code	MIT License	https://github.com/FeiLiu36/EoH
ReEvo	Code	MIT License	https://github.com/ai4co/reevo
HSEvo	Code	Available online	https://github.com/datphamvn/HSEvo
Synthetic Datasets	Dataset	Available online	https://github.com/FeiLiu36/EoH/tree/main/examples
TSPLib	Dataset	Non-commercial use	http://comopt.ifl.uni-heidelberg.de/software/TSPLIB95