

Upward band gap bowing and negative mixing enthalpy in multi-component cubic halide perovskite alloys

Xiuwen Zhang^{1,†}, Fernando P. Sabino², Jia-Xin Xiong¹, and Alex Zunger^{1,*}

¹ Renewable and Sustainable Energy Institute, University of Colorado, Boulder, Colorado 80309, USA

² Department of Materials Engineering, São Carlos School of Engineering, University of São Paulo, São Carlos, SP 13563-120, Brazil

Physical properties *intermediate* between constituents of alloys can be achieved as downward convex positive bowing, upward concave negative bowing, or zero bowing. Such bowing effects are essential for band gap engineering in semiconductor alloys. Upward band gap bowing effects are rather rare, hindering the exploration on half of the available physical property space of alloys. Part of this being a rare event is related to the need to stabilize an alloy with low mixing enthalpy, so it does not phase separate. In this paper we find via density functional theory that one can satisfy the simultaneous conditions of negative mixing enthalpy and upward band gap bowing in four-component ABX_3 halide perovskite alloys in the cubic perovskite structure. Such perovskite alloys have the B-site occupied by a mixture of group IVB and IIB elements that have the IVB- s and IIB- s states in the valence bands and conduction bands, respectively, leaving the delocalized s states strongly repel each other. This s - s repulsion leads to the upward band gap bowing and negative mixing enthalpies simultaneously. Remarkably, we identify a perovskite alloy that has a band gap much larger than all its components. Analogous trends of upward band gap bowing and negative mixing enthalpy also appear in the corresponding three-component and two-component ABX_3 halide perovskite alloys. These observations of upward band gap bowing and negative mixing enthalpy will significantly accelerate the design of stable upward band gap bowing alloys in a broad range of material families.

[†] Corresponding author: xiuwen.zhang@colorado.edu

^{*} Corresponding author: alex.zunger@colorado.edu

Subject areas: Condensed Matter Physics, Materials Science, Halide Perovskites

I. INTRODUCTION

Alloys are often made in composition x to achieve properties $P(x)$ intermediate between those of the constituents. Such *intermediate* behavior can take the form of *downward* bowing (positive bowing coefficient $b > 0$), or upward bowing (negative bowing coefficient $b < 0$) or no bowing ($b \sim 0$), as shown in Fig. 1(a). Although the bowing of the band gap in semiconductors is a critical effect for electronic and optical engineering of semiconductors, most bowing effects reported in experiment [1-8] and theory [9-15] are downward bowing. Typical material platforms having the downward band gap bowing effect are isovalent zinc-blende, isovalent binary perovskites, isovalent chalcopyrites, etc. [1-15]. So far, the upward band gap bowing effect was only observed in binary hetero-valent bulk alloy $\text{CsCd}_x\text{Pb}_{1-x}\text{Br}_3$ [16], and predicted in binary isovalent epitaxial alloy InAs/GaAs [17] and ternary hetero-valent bulk alloy $\text{Cs}(\text{Pb}_x\text{Sn}_y\text{Cd}_{1-x-y})\text{Br}_3$ [18]. The series of hetero-valent bulk alloys $\text{CsCd}_x\text{Pb}_{1-x}\text{Br}_3$ [16] and $\text{Cs}(\text{Pb}_x\text{Sn}_y\text{Cd}_{1-x-y})\text{Br}_3$ [18] raises the interest to design upward band gap bowing effects in halide perovskite materials. However, the material space for binary and ternary halide perovskite alloys with the desired electronic properties for realizing upward band gap bowing is very limited. Furthermore, the mechanisms for upward band gap bowing in the hetero-valent bulk halide perovskite alloys are currently not well understood, let alone the relationship between the material functionality upward band gap bowing and material stability. The dual conditions of material functionality and stability are often difficult to achieve due to their contraindicative relationship [19]. Seeking electronic configurations that can enable the target material functionality and stability simultaneously can significantly accelerate the design of functional materials for technological applications. Halide perovskite alloys in the cubic perovskite structure [space group (SG): Pm-3m] can be made with multi-components, exemplified by the multi-component fluoride perovskite alloy with 1:1:1:1:1 composition $\text{K}(\text{MgMnFeCoNi})\text{F}_3$ as a single-phase alloy without phase separation [20]. The stability of multi-component alloys with equal quantities of components are found to benefit from the high entropy of the systems [21,22]. These multi-component alloys offer the opportunity to design more halide perovskite systems with stronger upward band gap bowing and in the meantime being stable and even lead free.

In this paper we find via density functional theory (DFT) that one can satisfy the simultaneous conditions of low mixing enthalpy or formation energy (i.e. not readily phase separated) and upward band gap bowing. The DFT details are introduced in Methods section and Appendix A. Upward band gap bowing effects not only offer larger band gaps and optical blueshift in semiconductor alloys but also introduce a different type of semiconductor interface with a wide-gap barrier layer or tunneling layer formed by the alloy due to the interface atomic interchange between the two narrow-gap semiconductors forming the interface. Interestingly, the enabling conditions involve (i) multi components and (ii) B-cations coming from different columns of the

Periodic Table, such as IVB (e.g., Ge, Sn, Pb) and IIB (e.g., Cd). Examples of such combinations include quaternary cubic perovskite alloys $\text{Cs}_4[\text{GeSnPbCd}]\text{I}_{12}$ (with coherent mixing enthalpy $\Delta H_{coh.} = -6.3$ meV/atom and excess band gap relative to components $\Delta E_g = 0.79$ eV), $\text{Cs}_4[\text{GePbCaCd}]\text{I}_{12}$ (-6.2 meV/atom, 0.388 eV), and $\text{Cs}_4[\text{GeSnPbCd}]\text{Br}_{12}$ (-1.9 meV/atom, 0.48 eV) at 1:1:1:1 composition, possessing negative $\Delta H_{coh.}$. We reveal the mechanisms for the predicted upward band gap bowings based on the electronic configurations in the alloys. We further demonstrate the intriguing relationship between the band bowing effects and materials stabilization in the calculated multi-component alloys. Interestingly, analogous trends also appear in ternary and binary cubic perovskite alloys. Furthermore, many of the best candidate multi-component halide perovskite alloys predicted in this work are lead free. As the mixing enthalpies for the two-component and three-component B-site mixing halide perovskite alloys are found to be low [18], it is permitted to pack more perovskite components in the alloy, and it is interesting to explore the large material space of these multi-component alloys. Furthermore, multi-component alloys can generate multiple interesting properties and is easier explored theoretically first than via synthesis and characterization. Here, we focus on the multi-component halide perovskites alloys $\text{Cs}_4[\text{BB'B''B'''}]\text{X}_{12}$ with $\text{X} = \text{Br}$ or I , and B , B' , B'' , and B''' are chosen from column IVB (Ge, Sn, Pb), column IIB (Cd), or column IIA (Ca, Sr, Ba) (for comparison with IIB). Indeed, we find there are much more negative band gap bowing materials among the multi-component perovskites alloys than two-component perovskites alloys and the multi-component perovskites alloys produces a stronger band gap bowing effect. Our study suggests a group of stable halide perovskite alloys with large upward band gap bowing effects for optoelectronic and new energy applications and proposed a functional material design strategy that naturally fulfills desired material functionality and stability simultaneously.

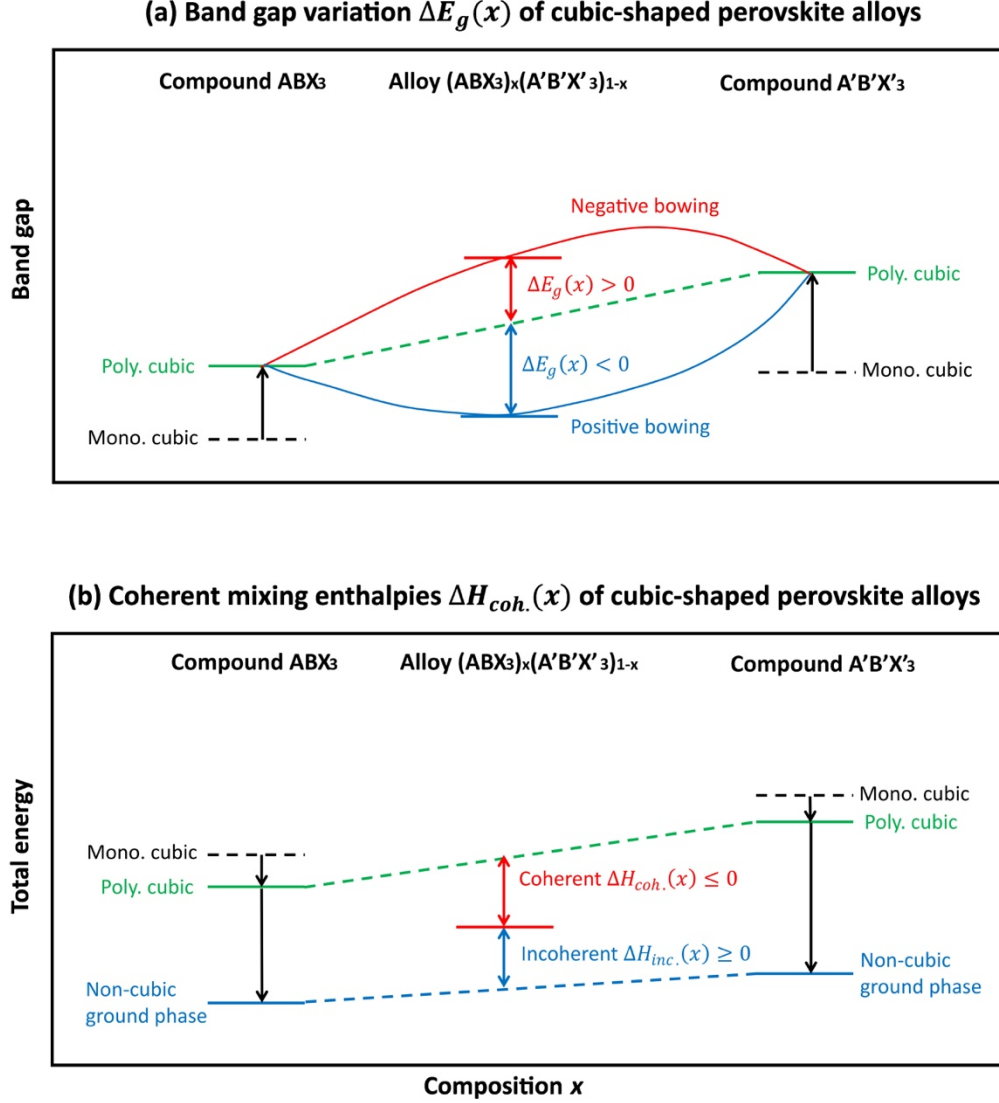


FIG. 1. Illustration of band gap bowing (a) as well as coherent and incoherent mixing enthalpies (b) in cubic perovskite alloys.

II. METHODS

Monomorphous and polymorphous materials: It is found that pure non-alloyed Pm-3m perovskite (and other) compounds can lower the energy by creating a distribution of local motifs of the same chemical identity such as BX_6 [23-25]. On the other hand, the energy lowering in non-cubic single ABX_3 phases (e.g. Pnma non-perovskite structure of $CsPbBr_3$ [26]) is smaller because, in part, the unit cell already includes different chemically identical motifs. We use a $2\sqrt{2} \times 2\sqrt{2} \times 4$ supercell of the cubic perovskite (Pm-3m) structure that can describe the polymorphous system [23-25], with quasi-randomly distributed four types of atoms on the B sites generated based on the special quasi-random structures (SQSs) method [27] by using the Alloy

Theoretic Automated Toolkit (ATAT) [28], followed by a random displacement of the atoms and structural relaxation. We fix the shape of the supercell to be $2\sqrt{2} \times 2\sqrt{2} \times 4$ to better describe the polymorphous system [23-25]. For the $2\sqrt{2} \times 2\sqrt{2} \times 4$ supercell, we used the best candidate with the better convergence of the correlation between second and third neighbors.

We used the same type of supercell structure and parameters for calculating the polymorphous ABX_3 structures as the polymorphous alloys. We also calculated the total energies of the ABX_3 for the seven stable or metastable ordered structures as observed in experiments for the ABX_3 compounds with $A = \text{Cs}$, and $X = \text{Br}$ or I , and B from group IVB (Ge , Sn , Pb), group IIA (Ca , Sr , Ba), or group IIB (Cd) [26,29-34], sort out the lowest-energy structure for each ABX_3 compound, and compare their total energies with the polymorphous perovskite structures (Fig. 2) (these ABX_3 compounds as the alloy precursors in this work, including CsPbI_3 [33,35], $\text{Cs}(\text{Ba},\text{Sr})(\text{Br},\text{I})_3$ [31,36], CsCdI_3 [37,38], CsCaI_3 [31], CsPbBr_3 [26], CsSnI_3 [29,34], CsSnBr_3 [39], CsCaBr_3 [31], CdCdBr_3 [30], and $\text{CsGe}(\text{I},\text{Br})_3$ [32,40], have been realized in experiments) [41]. For certain ABX_3 compounds, the polymorphous perovskite structure has nearly the same total energy as the lowest-energy structure (Fig. 2).

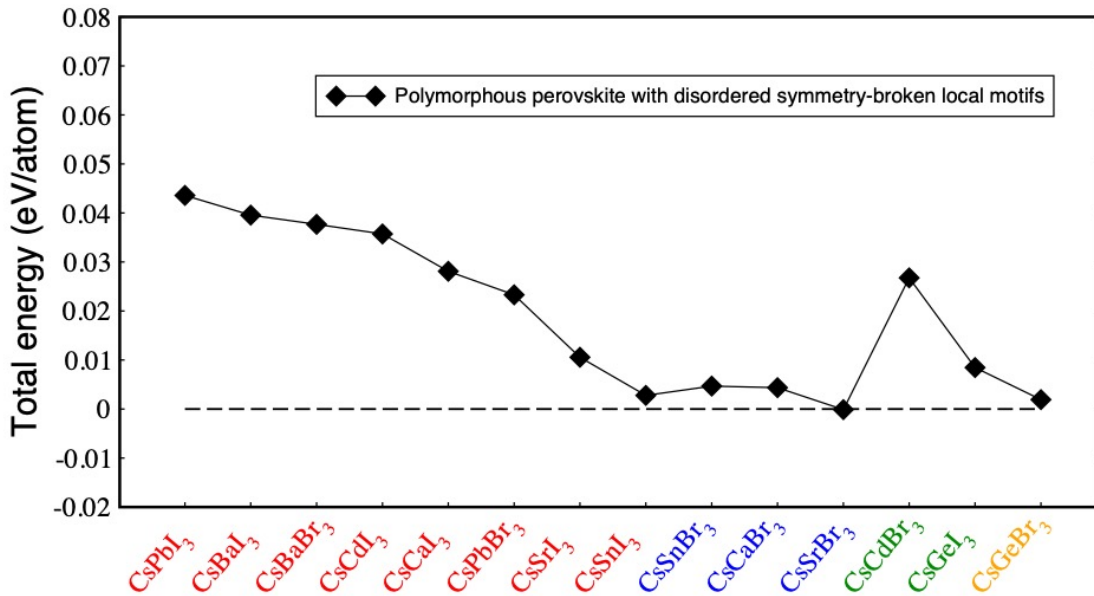


FIG. 2. Total energy of the polymorphous structure of the ABX_3 compounds relative to the lowest-energy structure of the seven stable or metastable ordered structures as observed in experiments for the ABX_3 with $A = \text{Cs}$, $X = \text{Br}$ or I , and $B = \text{Ge}$, Sn , Pb , Ca , Sr , Ba , or Cd [26,29-34]. Red font: compounds with the orthorhombic CsPbBr_3 -type lowest-energy structure (SG: Pnma). Blue font: compounds with the orthorhombic perovskite structure (SG: Pnma). Green font: compounds with the hexagonal CsCdBr_3 -type structure (SG: $\text{P6}_3/\text{mmc}$). Orange font: compounds with the rhombohedral CsGeBr_3 -type structure (SG: R3m).

Excess band gap and band gap bowing: Excess band gap of a polymorphous alloy relative to the linear interpolation of band gaps of pure compounds is calculated as [see Fig. 1(a)]:

$$\Delta E_g = E_g^{alloy} - \sum_{i=1}^N E_g^i x^i, \quad (1)$$

where E_g^{alloy} is the band gap of the polymorphous alloy, E_g^i is the band gap of the i th component calculated using the same type of supercell structure as the polymorphous alloy, x^i is the composition of the i th component, and N is the number of components. The band gap bowing coefficient b is calculated by:

$$b = -\frac{\Delta E_g}{\prod_i x^i}. \quad (2)$$

Note that the excess band gap $\Delta E_g > 0$ means upward band gap bowing, or negative band gap bowing, which is reduced in binary alloys to Eq. (18) in Ref. [42] but with a negative sign on the band gap bowing coefficient.

Coherent and incoherent mixing enthalpies: The coherent mixing enthalpy of cubic polymorphous alloy [see Fig. 1(b)] is calculated with respect to the linear interpolation of the total energies of the components in the same type of polymorphous cubic structure as the polymorphous alloy:

$$\Delta H_{coh.} = E^{alloy} - \sum_{i=1}^N E_{p.c.}^i x^i \quad (3)$$

where E^{alloy} is the total energy of the alloy per atom, and $E_{p.c.}^i$ is the total energy of the polymorphous cubic structure of the i th component per atom. The coherent mixing enthalpy $\Delta H_{coh.}$ can either be positive or negative. In this work, we focus on the coherent mixing enthalpy $\Delta H_{coh.}$, especially the negative $\Delta H_{coh.}$. As an aside, there is another mixing enthalpy, the incoherent mixing enthalpy, which is calculated with respect to the linear interpolation of the total energies of the components per atom in the lowest-energy structures (being non-cubic) in the physical equilibrium:

$$\Delta H_{inc.} = E^{alloy} - \sum_{i=1}^N E_{n.c.}^i x^i \quad (4)$$

where $E_{n.c.}^i$ is the total energy of the lowest-energy structures (being non-cubic) of the i th component. The incoherent mixing enthalpy $\Delta H_{inc.}$ is always positive.

III. RESULTS

III.A Upward band gap bowing: DFT results

As shown in Tables I and II, we find 14 four-component halide perovskite alloys from the $\text{Cs}_4[\text{BB}'\text{B}''\text{B}''']\text{X}_{12}$ family that demonstrate upward band gap bowing according to HSE+SOC calculations. Examples include $\text{Cs}_4[\text{GeSnPbCd}]\text{I}_{12}$ ($\Delta E_g^{alloy} = 0.79$ eV) (Fig. 3) and $\text{Cs}_4[\text{GeSnPbCd}]\text{Br}_{12}$ ($\Delta E_g^{alloy} = 0.48$ eV). As comparisons, analogous compounds $\text{Cs}_4[\text{GeSnPbCa}]\text{I}_{12}$

($\Delta E_g^{alloy} = -0.23$ eV) and $\text{Cs}_4[\text{GeSnPbCa}]\text{Br}_{12}$ ($\Delta E_g^{alloy} = -0.43$ eV) have downward band gap bowing. In Tables I and II, we separate the four-component alloys into seven chemical groups depending on the identity of the B-site elements. It is interesting to see that only the chemical groups with IIB B-site elements can have upward band gap bowing. Among these IIB-containing chemical groups in iodide systems, only the chemical groups with three (IVB-IVB-IVB-IIB) or two (IVB-IVB-IIA-IIB) IVB elements have host upward band gap bowing effects. For bromide systems, the IVB-IVB-IIA-IIB chemical group is separated into Ge-Pb-IIA-IIB subgroup that host upward band gap bowing and the Ge-Sn-IIA-IIB and Sn-Pb-IIA-IIB subgroups that lack the upward band gap bowing. The difference between the Ge-Pb-IIA-IIB versus the Ge-Sn-IIA-IIB and Sn-Pb-IIA-IIB subgroups could be related to the volume effect (Ge mixed with Pb inducing large volume variation) and the spin-orbit coupling (SOC) effect (Pb inducing strong SOC effect) on the upward band bowing [18]. It is dramatical to find that the halide perovskite alloy $\text{Cs}_4[\text{GeSnPbCd}]\text{I}_{12}$ has a band gap (1.96 eV) that is much larger than all its ABX_3 components (1.01 eV to 1.53 eV) [see Fig. 3(a)]. From Fig. 3(a), we can see that the upward band gap bowing of $\text{Cs}_4[\text{GeSnPbCd}]\text{I}_{12}$ relative to its components is very strong, corresponding to a band gap bowing coefficient of $b = -202.9$ eV [Eq. (2)].

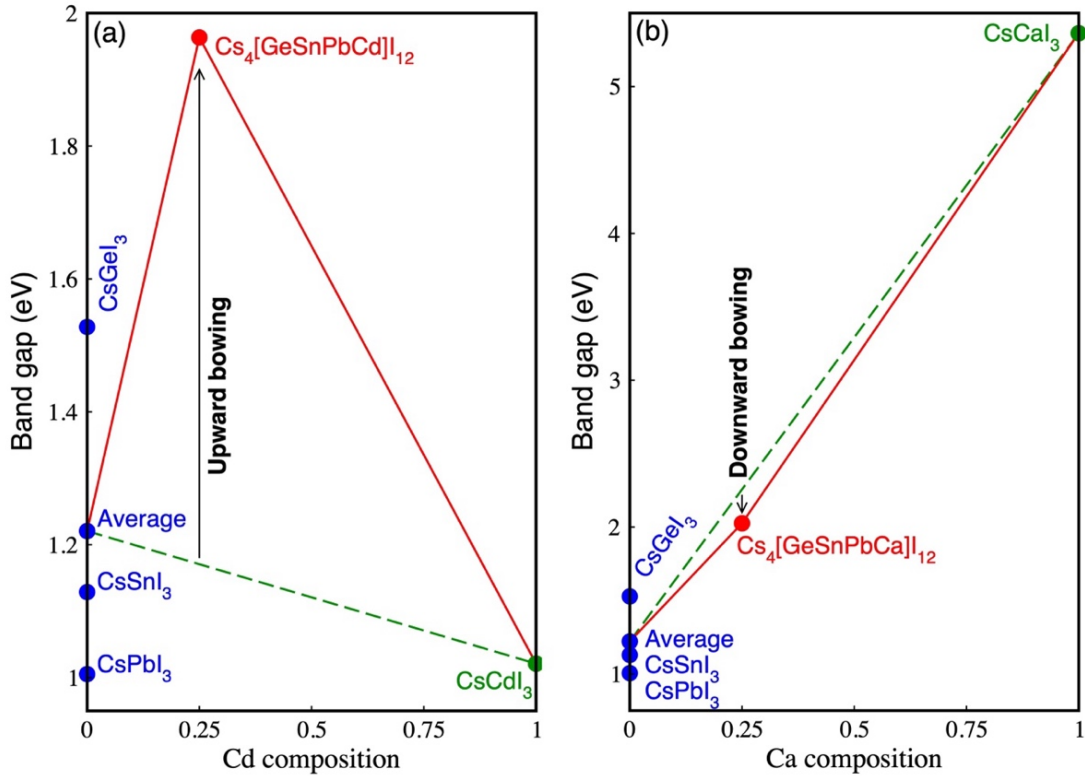


FIG. 3. Band gap bowing in $\text{Cs}_4[\text{GeSnPbCd}]\text{I}_{12}$ and $\text{Cs}_4[\text{GeSnPbCa}]\text{I}_{12}$. (a) Band gap of $\text{Cs}_4[\text{GeSnPbCd}]\text{I}_{12}$ relative to the components. (b) Band gap of $\text{Cs}_4[\text{GeSnPbCa}]\text{I}_{12}$ relative to the components.

Table I. Bromide band gaps, excess band gaps [Eq. (1)], coherent and incoherent mixing enthalpies of the four-component halide perovskite alloys $A_4[BB'B''B''']X_{12}$, where $A = \text{Cs}$; $X = \text{Br}$; $B, B', B'', \text{ and } B'''$ are four distinguished elements chosen from Group IVB Ge, Sn, Pb; Group IIB Cd; and Group IIA Ca, Sr, and Ba. Here the excess band gap of alloys refers to the band gap relative to the linear interpolation of band gaps of pure compounds.

Group of mixing B-site elements	Formula of B-site mixing alloy $x = 25\%$ each site	Band gap E_g (eV)	Excess band gap ΔE_g (eV)	$\Delta H_{coh.}$ (meV/ato m)	$\Delta H_{inc.}$ (meV/ato m)	Number of alloy types
IVB-IVB-IVB-IIB	$\text{Cs}_4[\text{GeSnPbCd}]\text{Br}_{12}$	2.413	0.483	-1.9	12.2	1
	$\text{Cs}_4[\text{GePbCaCd}]\text{Br}_{12}$	3.184	0.031	2.5	16.6	9
	$\text{Cs}_4[\text{GePbSrCd}]\text{Br}_{12}$	3.254	0.070	4.9	17.9	
	$\text{Cs}_4[\text{GePbBaCd}]\text{Br}_{12}$	3.332	0.238	5.6	28.0	
	$\text{Cs}_4[\text{GeSnCaCd}]\text{Br}_{12}$	2.688	-0.486	4.9	14.3	
	$\text{Cs}_4[\text{GeSnSrCd}]\text{Br}_{12}$	2.700	-0.506	7.6	15.9	
	$\text{Cs}_4[\text{GeSnBaCd}]\text{Br}_{12}$	2.774	-0.341	9.3	27.0	
	$\text{Cs}_4[\text{SnPbCaCd}]\text{Br}_{12}$	2.918	-0.192	-2.1	12.7	
	$\text{Cs}_4[\text{SnPbSrCd}]\text{Br}_{12}$	2.883	-0.259	-0.5	13.2	
	$\text{Cs}_4[\text{SnPbBaCd}]\text{Br}_{12}$	2.961	-0.090	-0.7	22.4	
IVB-IIA-IIA-IIB	$\text{Cs}_4[\text{GeCaBaCd}]\text{Br}_{12}$	3.303	-1.035	11.8	29.4	9
	$\text{Cs}_4[\text{GeCaSrCd}]\text{Br}_{12}$	3.271	-1.158	9.0	17.2	
	$\text{Cs}_4[\text{GeSrBaCd}]\text{Br}_{12}$	3.452	-0.918	13.9	30.5	
	$\text{Cs}_4[\text{SnCaBaCd}]\text{Br}_{12}$	2.988	-1.307	5.6	23.9	
	$\text{Cs}_4[\text{SnCaSrCd}]\text{Br}_{12}$	3.043	-1.344	4.3	13.2	
	$\text{Cs}_4[\text{SnSrBaCd}]\text{Br}_{12}$	3.021	-1.306	5.8	23.0	
	$\text{Cs}_4[\text{PbCaBaCd}]\text{Br}_{12}$	3.771	-0.503	1.2	24.2	
	$\text{Cs}_4[\text{PbCaSrCd}]\text{Br}_{12}$	3.839	-0.526	-0.7	12.9	
	$\text{Cs}_4[\text{PbSrBaCd}]\text{Br}_{12}$	3.789	-0.516	0.2	22.1	
IIA-IIA-IIA-IIB	$\text{Cs}_4[\text{CaSrBaCd}]\text{Br}_{12}$	5.058	-0.492	5.9	23.0	1
IVB-IVB-IVB-IIA	$\text{Cs}_4[\text{GeSnPbCa}]\text{Br}_{12}$	2.436	-0.431	3.2	11.7	3
	$\text{Cs}_4[\text{GeSnPbSr}]\text{Br}_{12}$	2.462	-0.437	5.3	12.7	
	$\text{Cs}_4[\text{GeSnPbBa}]\text{Br}_{12}$	2.480	-0.327	7.5	24.4	
IVB-IVB-IIA-IIA	$\text{Cs}_4[\text{GePbCaBa}]\text{Br}_{12}$	3.503	-0.527	9.5	26.3	9
	$\text{Cs}_4[\text{GePbCaSr}]\text{Br}_{12}$	3.487	-0.634	6.1	13.4	
	$\text{Cs}_4[\text{GePbSrBa}]\text{Br}_{12}$	3.563	-0.499	9.5	25.2	
	$\text{Cs}_4[\text{GeSnCaBa}]\text{Br}_{12}$	3.231	-0.821	12.8	25.0	
	$\text{Cs}_4[\text{GeSnCaSr}]\text{Br}_{12}$	3.235	-0.907	10.9	13.6	
	$\text{Cs}_4[\text{GeSnSrBa}]\text{Br}_{12}$	3.197	-0.886	14.2	25.3	
	$\text{Cs}_4[\text{SnPbCaBa}]\text{Br}_{12}$	3.113	-0.875	-0.3	17.2	
	$\text{Cs}_4[\text{SnPbCaSr}]\text{Br}_{12}$	3.082	-0.996	-0.9	7.2	
	$\text{Cs}_4[\text{SnPbSrBa}]\text{Br}_{12}$	3.041	-0.978	2.0	18.3	
IVB-IIA-IIA-IIA	$\text{Cs}_4[\text{GeCaSrBa}]\text{Br}_{12}$	4.178	-1.128	15.1	26.1	3
	$\text{Cs}_4[\text{SnCaSrBa}]\text{Br}_{12}$	3.771	-1.492	8.3	19.9	
	$\text{Cs}_4[\text{PbCaSrBa}]\text{Br}_{12}$	4.224	-1.018	1.5	17.8	

Table II. Iodide band gaps, excess band gaps ΔE_g [Eq. (1)], coherent and incoherent mixing enthalpies of the four-component halide perovskite alloys $A_4[BB'B''B''']X_{12}$, where $A = \text{Cs}$; $X = \text{I}$; $B, B', B'',$ and B''' are four distinguished elements chosen from Group IVB Ge, Sn, Pb; Group IIB Cd; and Group IIA Ca, Sr, and Ba. Here the excess band gap of alloys refers to the band gap relative to the linear interpolation of band gaps of pure compounds.

Group of mixing B-site elements	Formula of B-site mixing alloy $x=25\%$ each site	Band gap E_g (eV)	Excess band gap ΔE_g (eV)	$\Delta H_{coh.}$ (meV/ato m)	$\Delta H_{inc.}$ (meV/ato m)	Number of alloy types
IVB-IVB-IVB-IIB	$\text{Cs}_4[\text{GeSnPbCd}]\text{I}_{12}$	1.963	0.793	-6.3	16.3	1
	$\text{Cs}_4[\text{GePbCaCd}]\text{I}_{12}$	2.617	0.388	-6.2	22.8	
	$\text{Cs}_4[\text{GePbSrCd}]\text{I}_{12}$	2.704	0.406	-0.6	24.0	
	$\text{Cs}_4[\text{GePbBaCd}]\text{I}_{12}$	2.609	0.382	-1.5	30.3	
	$\text{Cs}_4[\text{GeSnCaCd}]\text{I}_{12}$	2.341	0.081	-0.2	18.6	
	$\text{Cs}_4[\text{GeSnSrCd}]\text{I}_{12}$	2.442	0.113	6.1	20.5	9
	$\text{Cs}_4[\text{GeSnBaCd}]\text{I}_{12}$	2.391	0.133	5.2	26.8	
	$\text{Cs}_4[\text{SnPbCaCd}]\text{I}_{12}$	2.354	0.225	-9.1	18.4	
	$\text{Cs}_4[\text{SnPbSrCd}]\text{I}_{12}$	2.238	0.040	-1.8	21.3	
IVB-IIB-IIA-IIB	$\text{Cs}_4[\text{SnPbBaCd}]\text{I}_{12}$	2.242	0.114	-1.9	28.5	
	$\text{Cs}_4[\text{GeCaBaCd}]\text{I}_{12}$	3.063	-0.254	5.4	33.4	
	$\text{Cs}_4[\text{GeCaSrCd}]\text{I}_{12}$	2.970	-0.417	3.5	24.3	
	$\text{Cs}_4[\text{GeSrBaCd}]\text{I}_{12}$	3.080	-0.306	8.8	32.4	
	$\text{Cs}_4[\text{SnCaBaCd}]\text{I}_{12}$	2.460	-0.757	1.3	27.9	
	$\text{Cs}_4[\text{SnCaSrCd}]\text{I}_{12}$	2.481	-0.807	-0.2	19.1	9
	$\text{Cs}_4[\text{SnSrBaCd}]\text{I}_{12}$	2.787	-0.499	7.2	29.3	
	$\text{Cs}_4[\text{PbCaBaCd}]\text{I}_{12}$	3.176	-0.010	-6.9	29.8	
	$\text{Cs}_4[\text{PbCaSrCd}]\text{I}_{12}$	3.041	-0.215	-8.1	21.4	
IIA-IIA-IIA-IIB	$\text{Cs}_4[\text{PbSrBaCd}]\text{I}_{12}$	3.059	-0.196	-4.3	28.0	
	$\text{Cs}_4[\text{CaSrBaCd}]\text{I}_{12}$	3.860	-0.485	1.1	29.6	1
	$\text{Cs}_4[\text{GeSnPbCa}]\text{I}_{12}$	2.026	-0.231	-1.6	19.2	
IVB-IVB-IVB-IIA	$\text{Cs}_4[\text{GeSnPbSr}]\text{I}_{12}$	2.022	-0.303	4.2	20.6	3
	$\text{Cs}_4[\text{GeSnPbBa}]\text{I}_{12}$	2.095	-0.159	8.2	31.8	
	$\text{Cs}_4[\text{GePbCaBa}]\text{I}_{12}$	2.836	-0.477	4.5	34.4	
IVB-IVB-IIA-IIA	$\text{Cs}_4[\text{GePbCaSr}]\text{I}_{12}$	2.936	-0.447	-0.8	21.9	
	$\text{Cs}_4[\text{GePbSrBa}]\text{I}_{12}$	2.971	-0.410	3.8	29.4	
	$\text{Cs}_4[\text{GeSnCaBa}]\text{I}_{12}$	2.709	-0.635	8.3	28.1	
	$\text{Cs}_4[\text{GeSnCaSr}]\text{I}_{12}$	2.704	-0.710	7.2	19.7	9
	$\text{Cs}_4[\text{GeSnSrBa}]\text{I}_{12}$	2.770	-0.643	12.5	27.8	
	$\text{Cs}_4[\text{SnPbCaBa}]\text{I}_{12}$	2.559	-0.654	-5.2	23.3	
	$\text{Cs}_4[\text{SnPbCaSr}]\text{I}_{12}$	2.563	-0.721	-5.6	15.7	
	$\text{Cs}_4[\text{SnPbSrBa}]\text{I}_{12}$	2.528	-0.753	3.5	27.6	
	$\text{Cs}_4[\text{GeCaSrBa}]\text{I}_{12}$	3.474	-0.997	8.9	30.5	
IVB-IIA-IIA-IIA	$\text{Cs}_4[\text{SnCaSrBa}]\text{I}_{12}$	3.208	-1.163	4.5	24.7	3
	$\text{Cs}_4[\text{PbCaSrBa}]\text{I}_{12}$	3.469	-0.871	-5.1	25.4	

III.B Correlation between band gap bowing and material stability

Iodide multi-component (N = 4) halide perovskite alloys		
Band gap variation $\Delta E_g(x)$ (eV) $\Delta E_g(x) > 0$	$\text{Cs}_4[\text{GeSnPbCd}]\text{I}_{12}$ (-6.3, 0.79) $\text{Cs}_4[\text{GePbCaCd}]\text{I}_{12}$ (-6.2, 0.39) $\text{Cs}_4[\text{GePbSrCd}]\text{I}_{12}$ (-0.6, 0.41) $\text{Cs}_4[\text{GePbBaCd}]\text{I}_{12}$ (-1.5, 0.38) $\text{Cs}_4[\text{GeSnCaCd}]\text{I}_{12}$ (-0.2, 0.08) $\text{Cs}_4[\text{SnPbCaCd}]\text{I}_{12}$ (-9.1, 0.23) $\text{Cs}_4[\text{SnPbSrCd}]\text{I}_{12}$ (-1.8, 0.04) $\text{Cs}_4[\text{SnPbBaCd}]\text{I}_{12}$ (-1.9, 0.11)	$\text{Cs}_4[\text{GeSnSrCd}]\text{I}_{12}$ (6.1, 0.11) $\text{Cs}_4[\text{GeSnBaCd}]\text{I}_{12}$ (5.2, 0.13)
	$\text{Cs}_4[\text{SnCaSrCd}]\text{I}_{12}$ (-0.2, -0.81) $\text{Cs}_4[\text{PbCaBaCd}]\text{I}_{12}$ (-6.9, -0.01) $\text{Cs}_4[\text{PbCaSrCd}]\text{I}_{12}$ (-8.1, -0.22) $\text{Cs}_4[\text{PbSrBaCd}]\text{I}_{12}$ (-4.3, -0.20) $\text{Cs}_4[\text{GeSnPbCa}]\text{I}_{12}$ (-1.6, -0.23) $\text{Cs}_4[\text{GePbCaSr}]\text{I}_{12}$ (-0.8, -0.45) $\text{Cs}_4[\text{SnPbCaBa}]\text{I}_{12}$ (-5.2, -0.65) $\text{Cs}_4[\text{SnPbCaSr}]\text{I}_{12}$ (-5.6, -0.72) $\text{Cs}_4[\text{PbCaSrBa}]\text{I}_{12}$ (-5.1, -0.87)	$\text{Cs}_4[\text{GeCaBaCd}]\text{I}_{12}$ (5.4, -0.25) $\text{Cs}_4[\text{GeCaSrCd}]\text{I}_{12}$ (3.5, -0.42) $\text{Cs}_4[\text{GeSrBaCd}]\text{I}_{12}$ (8.8, -0.31) $\text{Cs}_4[\text{SnCaBaCd}]\text{I}_{12}$ (1.3, -0.76) $\text{Cs}_4[\text{SnSrBaCd}]\text{I}_{12}$ (7.2, -0.50) $\text{Cs}_4[\text{CaSrBaCd}]\text{I}_{12}$ (1.1, -0.49) $\text{Cs}_4[\text{GeSnPbSr}]\text{I}_{12}$ (4.2, -0.30) $\text{Cs}_4[\text{GeSnPbBa}]\text{I}_{12}$ (8.2, -0.16) $\text{Cs}_4[\text{GePbCaBa}]\text{I}_{12}$ (4.5, -0.48) $\text{Cs}_4[\text{GePbSrBa}]\text{I}_{12}$ (3.8, -0.41) $\text{Cs}_4[\text{GeSnCaBa}]\text{I}_{12}$ (8.3, -0.64) $\text{Cs}_4[\text{GeSnCaSr}]\text{I}_{12}$ (7.2, -0.71) $\text{Cs}_4[\text{GeSnSrBa}]\text{I}_{12}$ (12.5, -0.64) $\text{Cs}_4[\text{SnPbSrBa}]\text{I}_{12}$ (3.5, -0.75) $\text{Cs}_4[\text{GeCaSrBa}]\text{I}_{12}$ (8.9, -1.00) $\text{Cs}_4[\text{SnCaSrBa}]\text{I}_{12}$ (4.5, -1.16)
	$\Delta H_{coh.}(x) < 0$	
	$\Delta H_{coh.}(x) > 0$	
	Coherent mixing enthalpy $\Delta H_{coh.}(x)$ (meV/atom)	

FIG. 4. Four categories of iodide N=4 cubic halide perovskite alloys at composition $x=0.25$ based on whether excess band gap $\Delta E_g(x)$ and coherent mixing enthalpy $\Delta H_{coh.}(x)$ is negative or positive.

As shown in Tables I and II, surprisingly, we find that many of the four-component cubic halide perovskite alloys $\text{A}_4[\text{BB}'\text{B}''\text{B}''']\text{X}_{12}$ have negative mixing enthalpies relative to the polymorphous structures of cubic single perovskites (calculated using the same type of supercell structure for the polymorphous alloy structures) [coherent mixing enthalpy $\Delta H_{coh.}$, Eq. (3)]. This is due to the ease of creating inter penetrating networks in the perovskite framework. We further calculated the formation enthalpy of the four-component halide perovskite alloys $\text{A}_4[\text{BB}'\text{B}''\text{B}''']\text{X}_{12}$ w.r.t. the lowest-energy structures of the components ABX_3 [incoherent mixing enthalpy $\Delta H_{inc.}$, Eq. (4)]. As expected, we find that all the alloys have positive formation enthalpies (see Tables I and II). Here, we mainly focusing on the coherent mixing enthalpy, along with the upward band gap bowing magnitude ΔE_g [Eq. (1)] of the alloys relative to the components calculated using the same type of supercell structure as the alloy system.

Bromide multi-component (N = 4) halide perovskite alloys			
Band gap variation $\Delta E_g(x)$ (eV)	$\Delta E_g(x) > 0$	<div>$\text{Cs}_4[\text{GeSnPbCd}]\text{Br}_{12}$ (-1.9, 0.48)</div> <div>$\text{Cs}_4[\text{GePbCaCd}]\text{Br}_{12}$ (2.5, 0.03) $\text{Cs}_4[\text{GePbSrCd}]\text{Br}_{12}$ (4.9, 0.07) $\text{Cs}_4[\text{GePbBaCd}]\text{Br}_{12}$ (5.6, 0.24)</div>	
	$\Delta E_g(x) < 0$	<div>$\text{Cs}_4[\text{SnPbCaCd}]\text{Br}_{12}$ (-2.1, -0.19) $\text{Cs}_4[\text{SnPbSrCd}]\text{Br}_{12}$ (-0.5, -0.26) $\text{Cs}_4[\text{SnPbBaCd}]\text{Br}_{12}$ (-0.7, -0.09) $\text{Cs}_4[\text{PbCaSrCd}]\text{Br}_{12}$ (-0.7, -0.53) $\text{Cs}_4[\text{SnPbCaBa}]\text{Br}_{12}$ (-0.3, -0.88) $\text{Cs}_4[\text{SnPbCaSr}]\text{Br}_{12}$ (-0.9, -1.00)</div> <div>$\text{Cs}_4[\text{GeSnCaCd}]\text{Br}_{12}$ (4.9, -0.49) $\text{Cs}_4[\text{GeSnSrCd}]\text{Br}_{12}$ (7.6, -0.51) $\text{Cs}_4[\text{GeSnBaCd}]\text{Br}_{12}$ (9.3, -0.34) $\text{Cs}_4[\text{GeCaBaCd}]\text{Br}_{12}$ (11.8, -1.04) $\text{Cs}_4[\text{GeCaSrCd}]\text{Br}_{12}$ (9.0, -1.16) $\text{Cs}_4[\text{GeSrBaCd}]\text{Br}_{12}$ (13.9, -0.92) $\text{Cs}_4[\text{SnCaBaCd}]\text{Br}_{12}$ (5.6, -1.31) $\text{Cs}_4[\text{SnCaSrCd}]\text{Br}_{12}$ (4.3, -1.34) $\text{Cs}_4[\text{SnSrBaCd}]\text{Br}_{12}$ (5.8, -1.31) $\text{Cs}_4[\text{PbCaBaCd}]\text{Br}_{12}$ (1.2, -0.50) $\text{Cs}_4[\text{PbSrBaCd}]\text{Br}_{12}$ (0.2, -0.52) $\text{Cs}_4[\text{CaSrBaCd}]\text{Br}_{12}$ (5.9, -0.49)</div> <div>$\text{Cs}_4[\text{GeSnPbCa}]\text{Br}_{12}$ (3.2, -0.43) $\text{Cs}_4[\text{GeSnPbSr}]\text{Br}_{12}$ (5.3, -0.44) $\text{Cs}_4[\text{GeSnPbBa}]\text{Br}_{12}$ (7.5, -0.33) $\text{Cs}_4[\text{GePbCaBa}]\text{Br}_{12}$ (9.5, -0.53) $\text{Cs}_4[\text{GePbCaSr}]\text{Br}_{12}$ (6.1, -0.63) $\text{Cs}_4[\text{GePbSrBa}]\text{Br}_{12}$ (9.5, -0.50) $\text{Cs}_4[\text{GeSnCaBa}]\text{Br}_{12}$ (12.8, -0.82) $\text{Cs}_4[\text{GeSnCaSr}]\text{Br}_{12}$ (10.9, -0.91) $\text{Cs}_4[\text{GeSnSrBa}]\text{Br}_{12}$ (14.2, -0.89) $\text{Cs}_4[\text{SnPbSrBa}]\text{Br}_{12}$ (2.0, -0.98) $\text{Cs}_4[\text{GeCaSrBa}]\text{Br}_{12}$ (15.1, -1.13) $\text{Cs}_4[\text{SnCaSrBa}]\text{Br}_{12}$ (8.3, -1.49) $\text{Cs}_4[\text{PbCaSrBa}]\text{Br}_{12}$ (1.5, -1.02)</div>	
	$\Delta H_{coh.}(x) < 0$		
	$\Delta H_{coh.}(x) > 0$		
	Coherent mixing enthalpy $\Delta H_{coh.}(x)$ (meV/atom)		

FIG. 5. Four categories of bromide N=4 cubic halide perovskite alloys at composition $x=0.25$ based on whether excess band gap $\Delta E_g(x)$ and coherent mixing enthalpy $\Delta H_{coh.}(x)$ is negative or positive.

Iodide multi-component (N = 4) halide perovskite alloys		
$\Delta E_g^{mono.}(x)$ (eV)	$\Delta E_g^{mono.}(x) > 0$	
	$\text{Cs}_4[\text{GeSnPbCd}]_{12}$ (-8.2, 1.11)	$\text{Cs}_4[\text{GeSnSrCd}]_{12}$ (-5.5, 0.56)
	$\text{Cs}_4[\text{GePbCaCd}]_{12}$ (-6.2, 0.53)	$\text{Cs}_4[\text{GeSnBaCd}]_{12}$ (-12.7, 0.55)
	$\text{Cs}_4[\text{GePbSrCd}]_{12}$ (-9.6, 0.66)	$\text{Cs}_4[\text{PbCaBaCd}]_{12}$ (-23.0, 0.06)
	$\text{Cs}_4[\text{GePbBaCd}]_{12}$ (-16.8, 0.61)	$\text{Cs}_4[\text{GeSnPbCa}]_{12}$ (-3.4, 0.09)
	$\text{Cs}_4[\text{GeSnCaCd}]_{12}$ (-2.1, 0.41)	$\text{Cs}_4[\text{GeSrBaCd}]_{12}$ (-16.3, 0.05)
	$\text{Cs}_4[\text{SnPbCaCd}]_{12}$ (-11.7, 0.38)	$\text{Cs}_4[\text{GeSnPbSr}]_{12}$ (-7.3, 0.13)
	$\text{Cs}_4[\text{SnPbSrCd}]_{12}$ (-14.1, 0.31)	$\text{Cs}_4[\text{GeSnPbBa}]_{12}$ (-9.6, 0.25)
	$\text{Cs}_4[\text{SnPbBaCd}]_{12}$ (-20.5, 0.35)	
	$\Delta E_g^{mono.}(x) < 0$	
	$\text{Cs}_4[\text{SnCaSrCd}]_{12}$ (-12.6, -0.53)	$\text{Cs}_4[\text{GeCaBaCd}]_{12}$ (-9.9, -0.01)
	$\text{Cs}_4[\text{PbCaSrCd}]_{12}$ (-17.8, -0.12)	$\text{Cs}_4[\text{GeCaSrCd}]_{12}$ (-5.5, -0.15)
	$\text{Cs}_4[\text{PbSrBaCd}]_{12}$ (-30.1, -0.02)	$\text{Cs}_4[\text{SnCaBaCd}]_{12}$ (-17.3, -0.51)
	$\text{Cs}_4[\text{GePbCaSr}]_{12}$ (-9.7, -0.19)	$\text{Cs}_4[\text{SnSrBaCd}]_{12}$ (-21.1, -0.13)
	$\text{Cs}_4[\text{SnPbCaBa}]_{12}$ (-23.8, -0.41)	$\text{Cs}_4[\text{CaSrBaCd}]_{12}$ (-24.7, -0.29)
	$\text{Cs}_4[\text{SnPbCaSr}]_{12}$ (-17.8, -0.45)	$\text{Cs}_4[\text{GePbCaBa}]_{12}$ (-10.8, -0.25)
	$\text{Cs}_4[\text{PbCaSrBa}]_{12}$ (-30.8, -0.69)	$\text{Cs}_4[\text{GePbSrBa}]_{12}$ (-21.1, -0.06)
$\Delta H_{coh.}^{mono.}(x) < 0$		
$\Delta H_{coh.}^{mono.}(x)$ (meV/atom)		
$\text{Cs}_4[\text{GeSnCaBa}]_{12}$ (-9.5, -0.22)		
$\text{Cs}_4[\text{GeSnCaSr}]_{12}$ (-4.4, -0.26)		
$\text{Cs}_4[\text{GeSnSrBa}]_{12}$ (-15.1, -0.11)		
$\text{Cs}_4[\text{SnPbSrBa}]_{12}$ (-24.8, -0.40)		
$\text{Cs}_4[\text{GeCaSrBa}]_{12}$ (-16.1, -0.64)		
$\text{Cs}_4[\text{SnCaSrBa}]_{12}$ (-23.8, -0.79)		

FIG. 6. Two categories of iodide N=4 cubic halide perovskite alloys at composition $x=0.25$ based on whether excess band gap $\Delta E_g^{mono.}(x)$ relative to monomorphous cubic ABX_3 is negative or positive. All the iodide alloys calculated have negative (coherent) mixing enthalpy $\Delta H_{mono.}(x)$ relative to monomorphous cubic ABX_3 .

Bromide multi-component (N = 4) halide perovskite alloys		
$\Delta E_g^{mono.}(x)$ (eV)	$\Delta E_g^{mono.}(x) > 0$	<div><div><div>$\text{Cs}_4[\text{GeSnPbCd}]\text{Br}_{12}$ (-2.3, 0.83)</div><div>$\text{Cs}_4[\text{SnPbBaCd}]\text{Br}_{12}$ (-15.6, 0.19)</div></div><div><div>$\text{Cs}_4[\text{GePbSrCd}]\text{Br}_{12}$ (-1.7, 0.32)</div><div>$\text{Cs}_4[\text{GeSnBaCd}]\text{Br}_{12}$ (-5.6, 0.10)</div></div><div><div>$\text{Cs}_4[\text{GePbBaCd}]\text{Br}_{12}$ (-8.7, 0.46)</div><div>$\text{Cs}_4[\text{GeSnPbSr}]\text{Br}_{12}$ (-1.8, 0.02)</div></div><div><div>$\text{Cs}_4[\text{SnPbCaCd}]\text{Br}_{12}$ (-2.6, 0.00)</div><div>$\text{Cs}_4[\text{GeSnPbBa}]\text{Br}_{12}$ (-7.3, 0.11)</div></div><div><div>$\text{Cs}_4[\text{SnPbSrCd}]\text{Br}_{12}$ (-7.7, 0.04)</div><div></div></div></div> <div>$\text{Cs}_4[\text{GePbCaCd}]\text{Br}_{12}$ (2.5, 0.17)</div>
	$\Delta E_g^{mono.}(x) < 0$	<div><div><div><div>$\text{Cs}_4[\text{PbCaSrCd}]\text{Br}_{12}$ (-7.4, -0.43)</div><div>$\text{Cs}_4[\text{CaSrBaCd}]\text{Br}_{12}$ (-15.3, -0.31)</div></div><div><div>$\text{Cs}_4[\text{SnPbCaBa}]\text{Br}_{12}$ (-15.3, -0.60)</div><div>$\text{Cs}_4[\text{GePbCaBa}]\text{Br}_{12}$ (-4.9, -0.30)</div></div><div><div>$\text{Cs}_4[\text{SnPbCaSr}]\text{Br}_{12}$ (-8.1, -0.69)</div><div>$\text{Cs}_4[\text{GePbCaSr}]\text{Br}_{12}$ (-0.6, -0.39)</div></div><div><div>$\text{Cs}_4[\text{GeCaBaCd}]\text{Br}_{12}$ (-2.6, -0.80)</div><div>$\text{Cs}_4[\text{GePbSrBa}]\text{Br}_{12}$ (-11.5, -0.17)</div></div><div><div>$\text{Cs}_4[\text{GeSrBaCd}]\text{Br}_{12}$ (-7.2, -0.58)</div><div>$\text{Cs}_4[\text{GeSnCaBa}]\text{Br}_{12}$ (-2.1, -0.38)</div></div><div><div>$\text{Cs}_4[\text{SnCaBaCd}]\text{Br}_{12}$ (-9.4, -1.02)</div><div>$\text{Cs}_4[\text{GeSnSrBa}]\text{Br}_{12}$ (-7.3, -0.34)</div></div><div><div>$\text{Cs}_4[\text{SnCaSrCd}]\text{Br}_{12}$ (-3.0, -1.03)</div><div>$\text{Cs}_4[\text{SnPbSrBa}]\text{Br}_{12}$ (-19.7, -0.59)</div></div><div><div>$\text{Cs}_4[\text{SnSrBaCd}]\text{Br}_{12}$ (-15.8, -0.91)</div><div>$\text{Cs}_4[\text{GeCaSrBa}]\text{Br}_{12}$ (-6.0, -0.79)</div></div><div><div>$\text{Cs}_4[\text{PbCaBaCd}]\text{Br}_{12}$ (-13.3, -0.44)</div><div>$\text{Cs}_4[\text{SnCaSrBa}]\text{Br}_{12}$ (-13.4, -1.10)</div></div><div><div>$\text{Cs}_4[\text{PbSrBaCd}]\text{Br}_{12}$ (-21.0, -0.34)</div><div>$\text{Cs}_4[\text{PbCaSrBa}]\text{Br}_{12}$ (-19.7, -0.84)</div></div></div><div>$\text{Cs}_4[\text{GeSnCaCd}]\text{Br}_{12}$ (4.5, -0.13)</div><div>$\text{Cs}_4[\text{GeSnSrCd}]\text{Br}_{12}$ (0.5, -0.04)</div><div>$\text{Cs}_4[\text{GeCaSrCd}]\text{Br}_{12}$ (2.3, -0.90)</div><div>$\text{Cs}_4[\text{GeSnPbCa}]\text{Br}_{12}$ (2.8, -0.08)</div><div>$\text{Cs}_4[\text{GeSnCaSr}]\text{Br}_{12}$ (3.8, -0.44)</div></div>
	<div><div>$\Delta H_{coh.}^{mono.}(x) < 0$</div><div>$\Delta H_{coh.}^{mono.}(x) > 0$</div></div> <div>$\Delta H_{coh.}^{mono.}(x)$ (meV/atom)</div>	

FIG. 7. Four categories of bromide N=4 cubic halide perovskite alloys at composition $x=0.25$ based on whether excess band gap $\Delta E_g^{mono.}(x)$ and (coherent) mixing enthalpy $\Delta H_{mono.}(x)$ relative to monomorphous cubic ABX_3 is negative or positive.

Bromide three-component and two-component halide perovskite alloys	
Band gap variation $\Delta E_g(x)$ (eV)	$\Delta E_g(x) > 0$
	$\text{Cs}_2[\text{SnCd}]\text{Br}_6$ (-6.4, 0.07) $\text{Cs}_2[\text{PbCd}]\text{Br}_6$ (-2.1, 0.63) $\text{Cs}_8[\text{Sn}_3\text{Pb}_3\text{Cd}_2]\text{Br}_{24}$ (-3.8, 0.16)
$\Delta E_g(x) < 0$	$\text{Cs}_2[\text{GePb}]\text{Br}_6$ (5.4, 0.07) $\text{Cs}_2[\text{GeSn}]\text{Br}_6$ (0.9, 0.13)
	$\text{Cs}_2[\text{SnPb}]\text{Br}_6$ (-1.8, -0.22) $\text{Cs}_8[\text{Sn}_3\text{Pb}_3\text{Ge}_2]\text{Br}_{24}$ (2.0, -0.08)
$\Delta H_{coh.}(x) < 0$ $\Delta H_{coh.}(x) > 0$ Coherent mixing enthalpy $\Delta H_{coh.}(x)$ (meV/atom)	

FIG. 8. Four categories of bromide N=2 and N=3 cubic halide perovskite alloys based on whether excess band gap $\Delta E_g(x)$ and coherent mixing enthalpy $\Delta H_{coh.}(x)$ is negative or positive. The data are taken from Ref. [18].

Band gap bowing effects and coherent mixing enthalpies are usually thought to be in different realms [9,11-16,18]. However, we find from Figs. 4 and 5 that there is a trend that four-component halide perovskite alloys $A_4[BB'B''B''']X_{12}$ with negative (positive) band gap bowing tends to have negative (positive) coherent mixing enthalpies. The Cd-containing alloys if with enough amount of group IVB elements tends to have upward band gap bowing and negative coherent mixing enthalpies (or nearly negative coherent mixing enthalpies) simultaneously.

To assess how important is the possible polymorphous nature of the materials, we compare the results with respect to polymorphous cubic perovskites ABX_3 (many different local environments) and the results with respect to monomorphous cubic perovskites (ideally ordered individual constituents having a single local environment). As Tables I and II list the coherent mixing enthalpies and the excess band gaps of the four-component halide perovskite alloys taken relative to the polymorphous constituents and Figs. 4 and 5 represent these results graphically, Tables V and VI list the same quantities of the alloys but relative to the monomorphous cubic constituents ABX_3 and Figs. 6 and 7 depict these results graphically.

We see from the results using monomorphous constituents (Figs. 6 and 7 as well as Tables V and VI) that by using the monomorphous cubic structures for the constituents (ideally ordered and with a single local environment), the alloy stability and the upward band gap bowing are significantly overestimated as compared to the results when using the polymorphous cubic structures for the constituents. For example, the calculated iodide alloys have negative mixing enthalpies relative to the monomorphous cubic constituents ABX_3 because the monomorphous constituent have abnormally high-energy, not benefitting from polymorphous relaxation. We find that the alloy structures always have many different local environments, being polymorphous with local symmetry breaking. In experiments, local lattice distortions that breaks local symmetry have been observed in different types of alloys [43,44]. The importance of symmetry breaking in halide perovskites was demonstrated in Refs. [25,45], which significantly affects the physical properties including band gaps and stabilities. We didn't consider the ideally ordered structures for the four-component halide perovskites $A_4[BB'B''B''']X_{12}$ since we intend to study the four-component halide perovskite alloys that do not have ordered structures. The complex ideally ordered four-component halide perovskites that can have multiple configurations would be a distraction for the topic of alloys in this study.

It is interesting to note that similar trends also appear in the corresponding three-component and two-component cubic halide perovskite alloys, as shown in Fig. 8. We understand that both upward band gap bowing and coherent mixing enthalpies have complicated contributing factors. Our observation in Figs. 4, 5, and 8 hints that there is an interesting mechanism that can correlate upward band gap bowing with coherent mixing enthalpies.

III.C The mechanism for upward band gap bowing and its correlation with negative coherent mixing enthalpy

To understand the above noted clear trends of upward band gap bowing in the $A_4[BB'B''B''']X_{12}$ halide perovskite alloys, we analyze the interaction of atomic orbitals in the alloys. Tables III and IV show the atomic orbital components of the band-edge states at the conduction band minimum (CBM) or the valence band maximum (VBM) of the $A_4[BB'B''B''']X_{12}$ halide perovskite alloys. In the IVB-IVB-IVB-IIB and IVB-IVB-IIA-IIB groups of $A_4[BB'B''B''']X_{12}$ alloys that can host upward band gap bowing (see Tables I and II), B-site atoms with s^2p^2 configuration (e.g. Sn and Pb) will have the s^2 orbital occupied in the valence band, and B-site atoms with s^2p^0 configuration (e.g. Cd and Sr) will have the s^2 orbital in the conduction band. Especially, when the atoms with s^2p^0 shell are from group IIB in the periodic table, here Cd, the s states of Cd are found to be a significant component (see Tables III and IV) at the CBM, which could offer the opportunity for the s states of IVB group (Ge, Sn, Pb) in the valence bands to repel the CBM especially the Cd- s states up as the s states are rather delocalized. For the IVB-IIA-IIA-IIB group having IIB and IVB elements (e.g. $Cs_4[PbSrBaCd]I_{12}$), the amount of IVB elements in the alloy is not enough to push the IIB- s states up to induce upward band gap bowing. For the IIA-IIA-IIA-IIB group (e.g. $Cs_4[CaSrBaCd]I_{12}$) or for the IVB-IVB-IVB-IIA, IVB-IVB-IIA-IIA, and IVB-IIA-IIA-IIA groups (e.g. $Cs_4[GeSnPbBa]I_{12}$), either the IVB elements are missing or the IIB elements are missing in the alloys. In the IVB-IVB-IVB-IIA, IVB-IVB-IIA-IIA, or IVB-IIA-IIA-IIA group alloys, the s states of IIA are found to be not at the CBM (see Tables III and IV), thus lacking the repulsion between the IVB- s and IIA- s band-edge states for potential upward band gap bowing. In these materials, the inside-CB or inside-VB state repulsion leads to downward band gap bowing.

Therefore, analogous to the inside-VB repulsion and inside-CB band repulsion mechanism for the downward band gap bowing [1-15], we propose a cross-band-gap band repulsion mechanism for the upward band gap bowing. This type of cross-band-gap s - s band repulsion coincides with the s - s repulsion as predicted in Bi-doped In_2O_3 [46] and Ga_2O_3 [47].

For the above proposed cross-band-gap s - s band repulsion mechanism of upward band gap bowing, if the IIB- s states are pushed up far away from the CBM in the $A_4[BB'B''B''']X_{12}$ alloys, the upward band gap bowing will be lost, and the inside-VB IVB- s coupling and the inside-CB IVB- p coupling will lead to downward band gap bowing. We take the alloy example $Cs_4[SnPbSrCd]I_{12}$ which has an upward band bowing with the excess band gap ΔE_g of 0.04 eV to illustrate the mechanism. Here we artificially tune the original upward band gap bowing to downward bowing by adding an on-site U potential exclusively on Cd- s orbitals for both the alloy $Cs_4[SnPbSrCd]I_{12}$ and the pure compound $CsCdI_3$. As the on-site U increases, both the band gaps of the alloy $Cs_4[SnPbSrCd]I_{12}$ and compound $CsCdI_3$ goes up. The on-site U term pushes the unoccupied Cd- s orbital up, resulting in the transition from upward bowing to downward

bowing at approximately $U = 4$ eV, as shown in Fig. 9(a). We show two snapshots as for a direct visualization: upward bowing at $U = 0$ eV vs downward bowing at $U = 15$ eV [Fig. 9(b,c)].

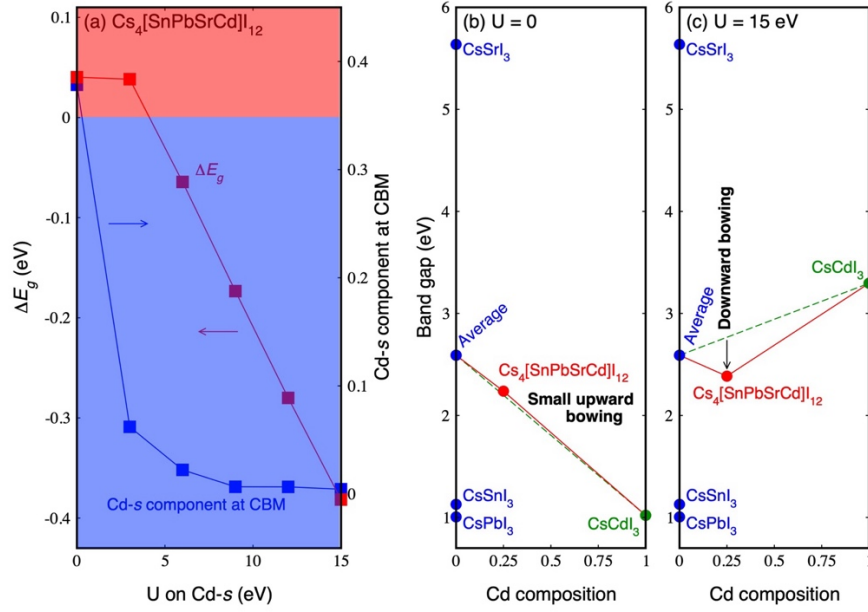


FIG. 9. Band gap bowing effects in $\text{Cs}_4[\text{SnPbSrCd}]\text{I}_{12}$. (a) ΔE_g of $\text{Cs}_4[\text{SnPbSrCd}]\text{I}_{12}$ as a function of U on Cd-states. Red curve: ΔE_g . Blue curve: Cd-s component at CBM. (b,c) Band gap of $\text{Cs}_4[\text{SnPbSrCd}]\text{I}_{12}$ relative to the components at $U = 0$ and $U = 15$ eV, respectively.

In the above discussed cross-band-gap s - s band repulsion mechanism of upward band gap bowing between IIB- s and IVB- s states, the IIB- s states in the conduction bands repel the IVB- s states in the valence bands, pushing the valence bands down, increasing the material stability of the alloys as the total energy has the contribution from the sum of the occupied eigenvalues. Therefore, the cross-band-gap s - s band repulsion mechanism for upward band gap bowing also tends to stabilize the alloy. Whereas in $\text{A}_4[\text{BB}'\text{B}''\text{B}''']\text{X}_{12}$ alloys with downward band gap bowing, e.g. $\text{Cs}_4[\text{GeSnPbCa}]\text{I}_{12}$ ($\Delta E_g^{\text{alloy}} = -0.23$ eV), the Pb- s (or Ge- s) states in the valence bands repel the Sn- s states in the valence bands, pushing the upper valence bands up, decreasing the material stability of the alloys. There are other effects that can lead to upward band gap bowing in the $\text{A}_4[\text{BB}'\text{B}''\text{B}''']\text{X}_{12}$ halide perovskite alloys, such as the volume effect and the SOC effect [18], as well as the state-non-coupling effect [16]—these effects do not necessarily lead to simultaneous upward band gap bowing and negative mixing enthalpy. Indeed, some of the two-component halide perovskite alloys (see Fig. 8) from Ref. [18] have upward band gap bowing but without Cd or other group IIB elements and missing the cross-band-gap s - s band repulsion mechanism—the upward band gap bowing in these alloys is thus not induced by the cross-band-gap s - s band repulsion but by other effects [16,18] and is thus not correlated with negative mixing enthalpies. The indicative relationship between the target functionality (here upward band gap bowing) and

material stability as found in the four-component $A_4[BB'B''B''']X_{12}$ halide perovskite alloys is sharply contrast to contraindicative relationship between the topological insulation and material stability as found in ABO_3 compounds [19]. The indicative relationship between the target functionality and material stability due to unique mechanisms, here, the B-site s - s repulsion in perovskites, could facilitate highly efficient design of functional materials.

IV. SUMMARY

We find an interesting trend of upward band gap bowing effects in the multi-component ($N = 4$) B-site halide perovskite alloys $A_4[BB'B''B''']X_{12}$, suggesting a new mechanism for upward band gap bowing effects in bulk alloys, here the B-site s - s repulsion in halide perovskite alloys. Such cross-band-gap B-site IIB- s IVB- s band repulsion mechanism of upward band gap bowing pushes the valence IVB- s bands down, increasing the material stability of the alloys. Analogous trends also appear in the corresponding three-component and two-component halide perovskite alloys. We find that one of the predicted halide perovskite alloys, $Cs_4[GeSnPbCd]I_{12}$ has a band gap much larger than all its components. This type of upward-band-gap-bowing effect can be used to construct a different type of semiconductor interface that consists of two narrow-gap semiconductors and a wide-gap barrier layer or tunneling layer between them formed by the alloy due to the interface atomic interchange between the two narrow-gap semiconductors. $Cs_4[GeSnPbCd]I_{12}$ is also found to have a negative coherent mixing enthalpy relative to the polymorphous structures of cubic single perovskites. Thus, one can satisfy the simultaneous conditions of low mixing enthalpy and upward band gap bowing in the halide perovskite alloys. The interband s - s repulsion mechanism for upward band gap bowing in the calculated halide perovskite alloys suggest a new approach for designing functional materials, i.e. identifying mechanisms and the associated electronic structures that can enable the target material functionality and the material stability simultaneously.

APPENDIX A: COMPUTATIONAL METHODS

To evaluate the stability and electronic structures of halide perovskite materials, we apply the generalized gradient approximation (GGA) to density functional theory (DFT) [48] using the projector-augmented wave (PAW) pseudopotential [49] (i.e. Cs_sv, Br, I, Ge_d, Sn_d, Pb_d, Cd, Ca_sv, Sr_sv, and Ba_sv) with the Perdew-Burke-Ernzerhof exchange-correlation functional [50] as implemented in the Vienna Ab initio Simulation Package (VASP) [51,52], with the PBEsol exchange correlation functional [53]. We use the plane wave basis set energy-cutoff of 405 eV, and the following reciprocal space K grids for the ordered structures as observed in experiments

for the ABX_3 compounds with $A = \text{Cs}$, $X = \text{Br}$ or I , and $B = \text{Ge}$, Sn , Pb , Ca , Sr , Ba , or Cd [26,29-34]: cubic perovskite (SG: Pm-3m) [$12 \times 12 \times 12$], orthorhombic perovskite (SG: Pnma) [$8 \times 8 \times 4$], hexagonal CsCdBr_3 -type (SG: $\text{P6}_3/\text{mmc}$) [$8 \times 8 \times 8$], rhombohedral CsGeBr_3 -type (SG: R3m) [$12 \times 12 \times 12$], orthorhombic CsPbBr_3 -type (SG: Pnma) [$6 \times 12 \times 4$], tetragonal CsSnI_3 (SG: P4/mbm) [$6 \times 6 \times 10$], and orthorhombic CsSrI_3 -type (SG: Cmcm) [$16 \times 4 \times 4$].

We calculate the band gaps of the materials by using the HSE06 hybrid functional [54] with 43% of exact exchange, which can describe very well the band gaps of CsPbBr_3 and CdPbI_3 [18], and spin-orbit coupling, which is taken into account by a perturbation $\sum_{i,l,m} V_i^{SO} \mathbf{L} \cdot \mathbf{S} |l, m\rangle_{ii} \langle l, m|$ to the pseudopotential, where $|l, m\rangle_i$ is the angular momentum eigenstate of the i th atomic site [55], for which we used the following reduced reciprocal space grids for the ordered structures as observed in experiments for the ABX_3 compounds [26,29-34]: cubic perovskite ($6 \times 6 \times 6$), orthorhombic perovskite with space group Pnma ($4 \times 4 \times 2$), hexagonal CsCdBr_3 -type ($4 \times 4 \times 4$), rhombohedral CsGeBr_3 -type ($6 \times 6 \times 6$), orthorhombic CsPbBr_3 -type ($3 \times 6 \times 2$), tetragonal CsSnI_3 ($3 \times 3 \times 5$), and orthorhombic CsSrI_3 -type ($8 \times 2 \times 2$), and the polymorphous $2\sqrt{2} \times 2\sqrt{2} \times 4$ supercell of cubic perovskite (Pm-3m) structure ($1 \times 1 \times 1$).

APPENDIX B: ATOMIC ORBITAL COMPONENTS OF THE BAND-EDGE STATES

Tables III and IV lists the atomic orbital components of the band-edge electronic states of the four-component halide perovskite alloys $A_4[\text{BB}'\text{B}''\text{B}''']\text{X}_{12}$. We see that, for each alloy, there is always a combination of s and p states in the VBM or CBM, respectively, from the same species, e.g. $\text{Sn-}s$ and $\text{Sn-}p$ states in VBM and CBM, respectively, in the alloy $\text{Cs}_4[\text{GeSnPbCd}]\text{I}_{12}$. These same-species opposite-parity (e.g. s versus p) states usually have allowed optical transition between them if not forbidden by structural symmetries that are missing in realistic alloys.

Table III. Bromide atomic orbital components of the band-edge electronic states of the four-component halide perovskite alloys $A_4[BB'B''B''']X_{12}$, where $A = \text{Cs}$; $X = \text{Br}$; $B, B', B'',$ and B''' are four distinguished elements chosen from Group IVB Ge, Sn, Pb; Group IIB Cd; and Group IIA Ca, Sr, and Ba.

Group of mixing B-site elements	Formula of B-site mixing alloy $x=25\%$ each site	CBM atomic orbital components (%)	VBM atomic orbital components (%)
IVB-IVB-IVB-IIB	$\text{Cs}_4[\text{GeSnPbCd}]\text{Br}_{12}$	Pb- p (30), Ge- p (19), Cd- s (19)	Br- p (55), Sn- s (27), Ge- s (7)
	$\text{Cs}_4[\text{GePbCaCd}]\text{Br}_{12}$	Ge- p (32), Pb- p (31), Cd- s (14)	Br- p (62), Ge- s (29), Pb- s (5)
	$\text{Cs}_4[\text{GePbSrCd}]\text{Br}_{12}$	Cd- s (35), Ge- p (27), Br- p (15)	Br- p (62), Ge- s (26), Pb- s (8)
	$\text{Cs}_4[\text{GePbBaCd}]\text{Br}_{12}$	Pb- p (36), Ge- p (20), Cd- s (19)	Br- p (62), Ge- s (28), Pb- s (5)
	$\text{Cs}_4[\text{GeSnCaCd}]\text{Br}_{12}$	Cd- s (36), Ge- p (28), Br- p (15)	Br- p (52), Sn- s (30), Ge- s (10)
	$\text{Cs}_4[\text{GeSnSrCd}]\text{Br}_{12}$	Cd- s (36), Ge- p (28), Br- p (15)	Br- p (54), Sn- s (31), Ge- s (8)
	$\text{Cs}_4[\text{GeSnBaCd}]\text{Br}_{12}$	Cd- s (37), Ge- p (26), Br- p (16)	Br- p (55), Sn- s (30), Ge- s (9)
	$\text{Cs}_4[\text{SnPbCaCd}]\text{Br}_{12}$	Cd- s (34), Sn- p (28), Br- p (13)	Br- p (57), Sn- s (37), Pb- s (3)
	$\text{Cs}_4[\text{SnPbSrCd}]\text{Br}_{12}$	Cd- s (33), Sn- p (30), Br- p (14)	Br- p (56), Sn- s (37), Pb- s (2)
	$\text{Cs}_4[\text{SnPbBaCd}]\text{Br}_{12}$	Sn- p (31), Cd- s (31), Br- p (12)	Br- p (57), Sn- s (37), Pb- s (3)
IVB-IIA-IIA-IIB	$\text{Cs}_4[\text{GeCaBaCd}]\text{Br}_{12}$	Cd- s (37), Ge- p (30), Br- p (14)	Br- p (63), Ge- s (32), Ge- p (2)
	$\text{Cs}_4[\text{GeCaSrCd}]\text{Br}_{12}$	Cd- s (38), Ge- p (31), Br- p (13)	Br- p (63), Ge- s (32), Ge- p (2)
	$\text{Cs}_4[\text{GeSrBaCd}]\text{Br}_{12}$	Cd- s (38), Ge- p (27), Br- p (16)	Br- p (64), Ge- s (31), Ge- p (2)
	$\text{Cs}_4[\text{SnCaBaCd}]\text{Br}_{12}$	Cd- s (39), Sn- p (31), Br- p (13)	Br- p (56), Sn- s (40), Sn- p (2)
	$\text{Cs}_4[\text{SnCaSrCd}]\text{Br}_{12}$	Cd- s (40), Sn- p (32), Br- p (12)	Br- p (55), Sn- s (40), Sn- p (2)
	$\text{Cs}_4[\text{SnSrBaCd}]\text{Br}_{12}$	Cd- s (38), Sn- p (32), Br- p (13)	Br- p (57), Sn- s (40), Sn- p (1)
	$\text{Cs}_4[\text{PbCaBaCd}]\text{Br}_{12}$	Pb- p (38), Cd- s (33), Br- p (14)	Br- p (69), Pb- s (28), Cd- d (1)
	$\text{Cs}_4[\text{PbCaSrCd}]\text{Br}_{12}$	Pb- p (39), Cd- s (33), Br- p (14)	Br- p (68), Pb- s (29), Cd- d (1)
	$\text{Cs}_4[\text{PbSrBaCd}]\text{Br}_{12}$	Pb- p (40), Cd- s (32), Br- p (14)	Br- p (70), Pb- s (29), Cd- d (1)
IIA-IIA-IIA-IIB	$\text{Cs}_4[\text{CaSrBaCd}]\text{Br}_{12}$	Cd- s (58), Br- p (20), Br- s (12)	Br- p (99), Ba- p (1)
IVB-IVB-IVB-IIA	$\text{Cs}_4[\text{GeSnPbCa}]\text{Br}_{12}$	Pb- p (49), Sn- p (18), Ge- p (17)	Br- p (56), Sn- s (28), Ge- s (8)
	$\text{Cs}_4[\text{GeSnPbSr}]\text{Br}_{12}$	Pb- p (52), Ge- p (17), Sn- p (15)	Br- p (56), Sn- s (27), Ge- s (8)
	$\text{Cs}_4[\text{GeSnPbBa}]\text{Br}_{12}$	Pb- p (54), Ge- p (15), Sn- p (13)	Br- p (56), Sn- s (28), Ge- s (7)
IVB-IVB-IIA-IIA	$\text{Cs}_4[\text{GePbCaBa}]\text{Br}_{12}$	Pb- p (41), Ge- p (34), Br- p (12)	Br- p (62), Ge- s (25), Pb- s (10)
	$\text{Cs}_4[\text{GePbCaSr}]\text{Br}_{12}$	Pb- p (40), Ge- p (36), Br- p (12)	Br- p (61), Ge- s (25), Pb- s (10)
	$\text{Cs}_4[\text{GePbSrBa}]\text{Br}_{12}$	Pb- p (48), Ge- p (28), Br- p (12)	Br- p (62), Ge- s (24), Pb- s (11)
	$\text{Cs}_4[\text{GeSnCaBa}]\text{Br}_{12}$	Ge- p (51), Sn- p (24), Br- p (9)	Br- p (56), Sn- s (31), Ge- s (10)
	$\text{Cs}_4[\text{GeSnCaSr}]\text{Br}_{12}$	Ge- p (52), Sn- p (23), Br- p (9)	Br- p (55), Sn- s (31), Ge- s (10)
	$\text{Cs}_4[\text{GeSnSrBa}]\text{Br}_{12}$	Ge- p (50), Sn- p (25), Br- p (9)	Br- p (55), Sn- s (33), Ge- s (9)
	$\text{Cs}_4[\text{SnPbCaBa}]\text{Br}_{12}$	Pb- p (48), Sn- p (35), Br- p (9)	Br- p (57), Sn- s (36), Pb- s (5)
	$\text{Cs}_4[\text{SnPbCaSr}]\text{Br}_{12}$	Pb- p (49), Sn- p (34), Br- p (8)	Br- p (56), Sn- s (37), Pb- s (4)
	$\text{Cs}_4[\text{SnPbSrBa}]\text{Br}_{12}$	Pb- p (44), Sn- p (38), Br- p (9)	Br- p (56), Sn- s (37), Pb- s (4)
IVB-IIA-IIA-IIA	$\text{Cs}_4[\text{GeCaSrBa}]\text{Br}_{12}$	Ge- p (71), Br- p (13), Br- s (7)	Br- p (65), Ge- s (31), Ge- p (2)
	$\text{Cs}_4[\text{SnCaSrBa}]\text{Br}_{12}$	Sn- p (75), Br- p (13), Br- s (7)	Br- p (55), Sn- s (41), Sn- p (2)
	$\text{Cs}_4[\text{PbCaSrBa}]\text{Br}_{12}$	Pb- p (72), Br- p (17), Br- s (7)	Br- p (67), Pb- s (31), Pb- p (1)

Table IV. Iodide atomic orbital components of the band-edge electronic states of the four-component halide perovskite alloys $A_4[BB'B''B''']X_{12}$, where $A = \text{Cs}$; $X = \text{I}$; $B, B', B'',$ and B''' are four distinguished elements chosen from Group IVB Ge, Sn, Pb; Group IIB Cd; and Group IIA Ca, Sr, and Ba.

Group of mixing B-site elements	Formula of B-site mixing alloy $x=25\%$ each site	CBM atomic orbital components (%)	VBM atomic orbital components (%)
IVB-IVB-IVB-IIB	$\text{Cs}_4[\text{GeSnPbCd}]_{\text{I}_{12}}$	Sn- p (17), Ge- p (14), Cd- s (12)	I- p (61), Sn- s (27), Pb- s (5)
	$\text{Cs}_4[\text{GePbCaCd}]_{\text{I}_{12}}$	Pb- p (39), Ge- p (20), Cd- s (15)	I- p (68), Ge- s (24), Pb- s (4)
	$\text{Cs}_4[\text{GePbSrCd}]_{\text{I}_{12}}$	Pb- p (40), Ge- p (18), I- p (16), Cd- s (15)	I- p (68), Ge- s (23), Pb- s (4)
IVB-IVB-IIA-IIB	$\text{Cs}_4[\text{GePbBaCd}]_{\text{I}_{12}}$	Pb- p (39), Ge- p (28), I- p (13), Cd- s (7)	I- p (68), Ge- s (24), Pb- s (4)
	$\text{Cs}_4[\text{GeSnCaCd}]_{\text{I}_{12}}$	Cd- s (39), I- p (21), Ge- p (20)	I- p (60), Sn- s (27), Ge- s (7)
	$\text{Cs}_4[\text{GeSnSrCd}]_{\text{I}_{12}}$	Cd- s (38), I- p (21), Ge- p (18)	I- p (62), Sn- s (29), Ge- s (5)
	$\text{Cs}_4[\text{GeSnBaCd}]_{\text{I}_{12}}$	Cd- s (36), Ge- p (19), I- p (19)	I- p (61), Sn- s (26), Ge- s (8)
	$\text{Cs}_4[\text{SnPbCaCd}]_{\text{I}_{12}}$	Cd- s (31), Sn- p (25), I- p (16)	I- p (62), Sn- s (33), Pb- s (3)
	$\text{Cs}_4[\text{SnPbSrCd}]_{\text{I}_{12}}$	Cd- s (38), Sn- p (24), I- p (18)	I- p (63), Sn- s (33), Pb- s (2)
	$\text{Cs}_4[\text{SnPbBaCd}]_{\text{I}_{12}}$	Cd- s (37), Sn- p (26), I- p (17)	I- p (62), Sn- s (33), Pb- s (2)
	$\text{Cs}_4[\text{GeCaBaCd}]_{\text{I}_{12}}$	Cd- s (37), I- p (23), Ge- p (21)	I- p (69), Ge- s (27), Ge- p (3)
IVB-IIA-IIA-IIB	$\text{Cs}_4[\text{GeCaSrCd}]_{\text{I}_{12}}$	Cd- s (40), Ge- p (21), I- p (21)	I- p (70), Ge- s (26), Ge- p (2)
	$\text{Cs}_4[\text{GeSrBaCd}]_{\text{I}_{12}}$	Cd- s (38), I- p (23), Ge- p (22)	I- p (70), Ge- s (26), Ge- p (3)
	$\text{Cs}_4[\text{SnCaBaCd}]_{\text{I}_{12}}$	Cd- s (39), Sn- p (27), I- p (18)	I- p (63), Sn- s (34), Sn- p (1)
	$\text{Cs}_4[\text{SnCaSrCd}]_{\text{I}_{12}}$	Cd- s (40), Sn- p (27), I- p (18)	I- p (62), Sn- s (34), Sn- p (2)
	$\text{Cs}_4[\text{SnSrBaCd}]_{\text{I}_{12}}$	Cd- s (36), Sn- p (28), I- p (20)	I- p (61), Sn- s (35), Sn- p (2)
	$\text{Cs}_4[\text{PbCaBaCd}]_{\text{I}_{12}}$	Pb- p (50), I- p (20), Cd- s (20)	I- p (78), Pb- s (20), Pb- p (1)
	$\text{Cs}_4[\text{PbCaSrCd}]_{\text{I}_{12}}$	Cd- s (35), Pb- p (31), I- p (20)	I- p (75), Pb- s (23), Cd- d (1)
	$\text{Cs}_4[\text{PbSrBaCd}]_{\text{I}_{12}}$	Cd- s (34), Pb- p (31), I- p (20)	I- p (76), Pb- s (22), Pb- p (1)
IIA-IIA-IIA-IIB	$\text{Cs}_4[\text{CaSrBaCd}]_{\text{I}_{12}}$	Cd- s (54), I- p (25), I- s (9)	I- p (98), Cd- d (1)
IVB-IVB-IVB-IIA	$\text{Cs}_4[\text{GeSnPbCa}]_{\text{I}_{12}}$	Pb- p (47), Ge- p (18), Sn- p (16)	I- p (59), Sn- s (27), Ge- s (7)
	$\text{Cs}_4[\text{GeSnPbSr}]_{\text{I}_{12}}$	Pb- p (50), Ge- p (18), Sn- p (13)	I- p (60), Sn- s (27), Ge- s (7)
	$\text{Cs}_4[\text{GeSnPbBa}]_{\text{I}_{12}}$	Pb- p (50), Ge- p (17), Sn- p (13)	I- p (60), Sn- s (26), Ge- s (6)
IVB-IVB-IIA-IIA	$\text{Cs}_4[\text{GePbCaBa}]_{\text{I}_{12}}$	Ge- p (40), Pb- p (32), I- p (14)	I- p (67), Ge- s (20), Pb- s (10)
	$\text{Cs}_4[\text{GePbCaSr}]_{\text{I}_{12}}$	Ge- p (38), Pb- p (35), I- p (14)	I- p (67), Ge- s (20), Pb- s (10)
	$\text{Cs}_4[\text{GePbSrBa}]_{\text{I}_{12}}$	Pb- p (40), Ge- p (34), I- p (14)	I- p (67), Ge- s (21), Pb- s (9)
	$\text{Cs}_4[\text{GeSnCaBa}]_{\text{I}_{12}}$	Ge- p (50), Sn- p (22), I- p (12)	I- p (60), Sn- s (29), Ge- s (8)
	$\text{Cs}_4[\text{GeSnCaSr}]_{\text{I}_{12}}$	Ge- p (51), Sn- p (21), I- p (12)	I- p (59), Sn- s (30), Ge- s (8)
	$\text{Cs}_4[\text{GeSnSrBa}]_{\text{I}_{12}}$	Ge- p (50), Sn- p (23), I- p (12)	I- p (60), Sn- s (30), Ge- s (7)
	$\text{Cs}_4[\text{SnPbCaBa}]_{\text{I}_{12}}$	Pb- p (41), Sn- p (39), I- p (10)	I- p (61), Sn- s (33), Pb- s (4)
	$\text{Cs}_4[\text{SnPbCaSr}]_{\text{I}_{12}}$	Pb- p (41), Sn- p (37), I- p (11)	I- p (62), Sn- s (34), Pb- s (4)
	$\text{Cs}_4[\text{SnPbSrBa}]_{\text{I}_{12}}$	Sn- p (47), Pb- p (33), I- p (9)	I- p (61), Sn- s (34), Pb- s (3)
IVB-IIA-IIA-IIA	$\text{Cs}_4[\text{GeCaSrBa}]_{\text{I}_{12}}$	Ge- p (68), I- p (16), I- s (7)	I- p (71), Ge- s (27), Ge- p (2)
	$\text{Cs}_4[\text{SnCaSrBa}]_{\text{I}_{12}}$	Sn- p (75), I- p (13), I- s (7)	I- p (61), Sn- s (35), Sn- p (2)
	$\text{Cs}_4[\text{PbCaSrBa}]_{\text{I}_{12}}$	Pb- p (69), I- p (19), I- s (7)	I- p (76), Pb- s (23), Pb- p (1)

APPENDIX C: BAND GAP BOWING AND MATERIAL STABILITY RELATIVE TO MONOMORPHOUS CUBIC ABX_3

Tables V and VI lists the (coherent) mixing enthalpies and the excess band gaps relative to monomorphous cubic ABX_3 of the four-component halide perovskite alloys, as compared to Tables I and II on the coherent mixing enthalpies and the excess band gaps relative to polymorphous cubic ABX_3 . We see from Tables V and VI that by using the monomorphous cubic structures for the constituents (ideally ordered and with a single local environment), the alloy stability and the upward band gap bowing are significantly overestimated as compared to the results when using the polymorphous cubic structures for the constituents. Especially, the calculated iodide alloys have negative mixing enthalpies relative to the monomorphous cubic constituents ABX_3 because the monomorphous constituent have abnormally high energy, not benefitting from polymorphous relaxation (see Fig. 10) [56].

Table V. Bromide excess band gaps relative to the linear interpolation of band gaps of monomorphous cubic ABX_3 ($\Delta E_g^{mono.}$), (coherent) mixing enthalpies relative to the monomorphous cubic ABX_3 of the four-component halide perovskite alloys $A_4[BB'B''B''']X_{12}$, where $A = Cs$; $X = Br$; $B, B', B'',$ and B''' are four distinguished elements chosen from Group IVB Ge, Sn, Pb; Group IIB Cd; and Group IIA Ca, Sr, and Ba. Here the excess band gap of alloys refers to the band gap relative to the linear interpolation of band gaps of pure compounds.

Group of mixing B-site elements	Formula of B-site mixing alloy x= 25% each site	$\Delta E_g^{mono.}$ (eV)	$\Delta H_{coh}^{mono.}$ (meV/atom)
IVB-IVB-IVB-IIB	$Cs_4[GeSnPbCd]Br_{12}$	0.834	-2.3
	$Cs_4[GePbCaCd]Br_{12}$	0.172	2.5
	$Cs_4[GePbSrCd]Br_{12}$	0.317	-1.7
	$Cs_4[GePbBaCd]Br_{12}$	0.461	-8.7
IVB-IVB-IIA-IIB	$Cs_4[GeSnCaCd]Br_{12}$	-0.126	4.5
	$Cs_4[GeSnSrCd]Br_{12}$	-0.039	0.5
	$Cs_4[GeSnBaCd]Br_{12}$	0.101	-5.6
	$Cs_4[SnPbCaCd]Br_{12}$	0.003	-2.6
	$Cs_4[SnPbSrCd]Br_{12}$	0.043	-7.7
	$Cs_4[SnPbBaCd]Br_{12}$	0.186	-15.6
	$Cs_4[GeCaBaCd]Br_{12}$	-0.803	-2.6
	$Cs_4[GeCaSrCd]Br_{12}$	-0.901	2.3
IVB-IIA-IIA-IIB	$Cs_4[GeSrBaCd]Br_{12}$	-0.579	-7.2
	$Cs_4[SnCaBaCd]Br_{12}$	-1.021	-9.4
	$Cs_4[SnCaSrCd]Br_{12}$	-1.033	-3.0
	$Cs_4[SnSrBaCd]Br_{12}$	-0.913	-15.8
	$Cs_4[PbCaBaCd]Br_{12}$	-0.436	-13.3
	$Cs_4[PbCaSrCd]Br_{12}$	-0.434	-7.4
	$Cs_4[PbSrBaCd]Br_{12}$	-0.343	-21.0
IIA-IIA-IIA-IIB	$Cs_4[CaSrBaCd]Br_{12}$	-0.309	-15.3
IVB-IVB-IVB-IIA	$Cs_4[GeSnPbCa]Br_{12}$	-0.079	2.8
	$Cs_4[GeSnPbSr]Br_{12}$	0.022	-1.8
	$Cs_4[GeSnPbBa]Br_{12}$	0.107	-7.3
IVB-IVB-IIA-IIA	$Cs_4[GePbCaBa]Br_{12}$	-0.303	-4.9
	$Cs_4[GePbCaSr]Br_{12}$	-0.385	-0.6
	$Cs_4[GePbSrBa]Br_{12}$	-0.168	-11.5
	$Cs_4[GeSnCaBa]Br_{12}$	-0.377	-2.1
	$Cs_4[GeSnCaSr]Br_{12}$	-0.439	3.8
	$Cs_4[GeSnSrBa]Br_{12}$	-0.336	-7.3
	$Cs_4[SnPbCaBa]Br_{12}$	-0.596	-15.3
	$Cs_4[SnPbCaSr]Br_{12}$	-0.693	-8.1
	$Cs_4[SnPbSrBa]Br_{12}$	-0.593	-19.7
	$Cs_4[GeCaSrBa]Br_{12}$	-0.788	-6.0
IVB-IIA-IIA-IIA	$Cs_4[SnCaSrBa]Br_{12}$	-1.098	-13.4
	$Cs_4[PbCaSrBa]Br_{12}$	-0.843	-19.7

Table VI. Iodide excess band gaps relative to the linear interpolation of band gaps of monomorphous cubic ABX_3 ($\Delta E_g^{mono.}$), (coherent) mixing enthalpies relative to the monomorphous cubic ABX_3 of the four-component halide perovskite alloys $A_4[BB'B''B''']X_{12}$, where $A = Cs$; $X = I$; $B, B', B'',$ and B''' are four distinguished elements chosen from Group IVB Ge, Sn, Pb; Group IIB Cd; and Group IIA Ca, Sr, and Ba. Here the excess band gap of alloys refers to the band gap relative to the linear interpolation of band gaps of pure compounds.

Group of mixing B-site elements	Formula of B-site mixing alloy x= 25% each site	$\Delta E_g^{mono.}$ (eV)	$\Delta H_{coh}^{mono.}$ (meV/atom)
IVB-IVB-IVB-IIB	$Cs_4[GeSnPbCd]I_{12}$	1.108	-8.2
	$Cs_4[GePbCaCd]I_{12}$	0.530	-6.2
	$Cs_4[GePbSrCd]I_{12}$	0.663	-9.6
	$Cs_4[GePbBaCd]I_{12}$	0.610	-16.8
IVB-IVB-IIA-IIB	$Cs_4[GeSnCaCd]I_{12}$	0.410	-2.1
	$Cs_4[GeSnSrCd]I_{12}$	0.557	-5.5
	$Cs_4[GeSnBaCd]I_{12}$	0.547	-12.7
	$Cs_4[SnPbCaCd]I_{12}$	0.377	-11.7
	$Cs_4[SnPbSrCd]I_{12}$	0.308	-14.1
	$Cs_4[SnPbBaCd]I_{12}$	0.353	-20.5
	$Cs_4[GeCaBaCd]I_{12}$	-0.012	-9.9
	$Cs_4[GeCaSrCd]I_{12}$	-0.146	-5.5
IVB-IIA-IIA-IIB	$Cs_4[GeSrBaCd]I_{12}$	0.051	-16.3
	$Cs_4[SnCaBaCd]I_{12}$	-0.505	-17.3
	$Cs_4[SnCaSrCd]I_{12}$	-0.526	-12.6
	$Cs_4[SnSrBaCd]I_{12}$	-0.132	-21.1
	$Cs_4[PbCaBaCd]I_{12}$	0.055	-23.0
	$Cs_4[PbCaSrCd]I_{12}$	-0.121	-17.8
	$Cs_4[PbSrBaCd]I_{12}$	-0.015	-30.1
IIA-IIA-IIA-IIB	$Cs_4[CaSrBaCd]I_{12}$	-0.291	-24.7
IVB-IVB-IVB-IIA	$Cs_4[GeSnPbCa]I_{12}$	0.088	-3.4
	$Cs_4[GeSnPbSr]I_{12}$	0.131	-7.3
	$Cs_4[GeSnPbBa]I_{12}$	0.245	-9.6
IVB-IVB-IIA-IIA	$Cs_4[GePbCaBa]I_{12}$	-0.246	-10.8
	$Cs_4[GePbCaSr]I_{12}$	-0.187	-9.7
	$Cs_4[GePbSrBa]I_{12}$	-0.064	-21.1
	$Cs_4[GeSnCaBa]I_{12}$	-0.217	-9.5
	$Cs_4[GeSnCaSr]I_{12}$	-0.263	-4.4
	$Cs_4[GeSnSrBa]I_{12}$	-0.109	-15.1
	$Cs_4[SnPbCaBa]I_{12}$	-0.412	-23.8
	$Cs_4[SnPbCaSr]I_{12}$	-0.450	-17.8
	$Cs_4[SnPbSrBa]I_{12}$	-0.396	-24.8
	$Cs_4[GeCaSrBa]I_{12}$	-0.637	-16.1
IVB-IIA-IIA-IIA	$Cs_4[SnCaSrBa]I_{12}$	-0.792	-23.8
	$Cs_4[PbCaSrBa]I_{12}$	-0.687	-30.8

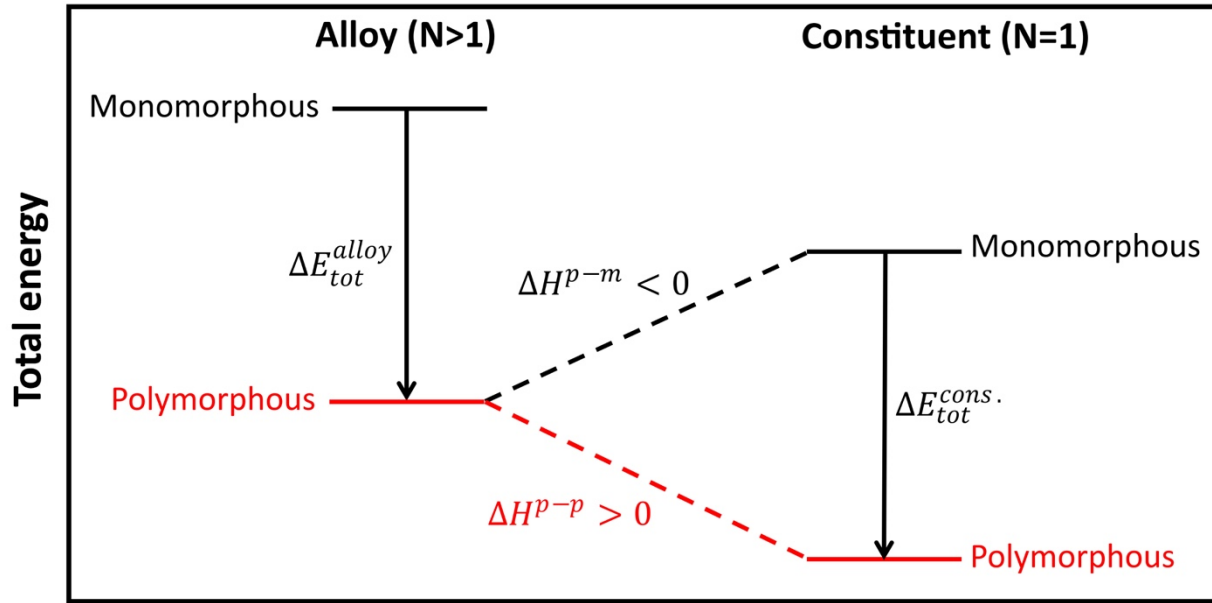


FIG. 10. Schematic diagram showing the relationship between total energies of polymorphous versus monomorphous halide perovskite alloys and alloy constituents.

ACKNOWLEDGEMENTS

This material is based upon work supported by the U.S. Department of Energy's Office of Energy Efficiency and Renewable Energy (EERE) under the Solar Energy Technologies Office Award No. DE-EE0009615. The research was performed using computational resources sponsored by the Department of Energy's Office of Energy Efficiency and Renewable Energy and located at the National Renewable Energy Laboratory.

DATA AVAILABILITY

The data that support findings of this article are openly available [41].

REFERENCES

- [1] H. Angerer, D. Brunner, F. Freudenberg, O. Ambacher, M. Stutzmann, R. Höpler, T. Metzger, E. Born; G. Dollinger, and A. Bergmaier; S. Karsch, and H.-J. Körner, Determination of

- the Al mole fraction and the band gap bowing of epitaxial $\text{Al}_x\text{Ga}_{1-x}\text{N}$ films, *Appl. Phys. Lett.* **71**, 1504 (1997).
- [2] S. R. Lee, A. F. Wright, M. H. Crawford, G. A. Petersen, J. Han, and R. M. Biefeld, The band-gap bowing of $\text{Al}_x\text{Ga}_{1-x}\text{N}$ alloys, *Appl. Phys. Lett.* **74**, 3344 (1999).
- [3] F. Yun, M. A. Reshchikov, L. He, T. King, H. Morkoç, S. W. Novak, and L. C. Wei, Energy band bowing parameter in $\text{Al}_x\text{Ga}_{1-x}\text{N}$ alloys, *J. Appl. Phys.* **92**, 4837 (2002).
- [4] C. S. Schnohr, H. Kämmer, C. Stephan, S. Schorr, T. Steinbach, and J. Rensberg, Atomic-scale structure and band-gap bowing in $\text{Cu}(\text{In,Ga})\text{Se}_2$, *Phys. Rev. B* **85**, 245204 (2012).
- [5] H. Cai, B. Chen, M. Blei, S. L. Y. Chang, K. Wu, H. L. Zhuang, and S. Tongay, Abnormal band bowing effects in phase instability crossover region of $\text{GaSe}_x\text{Te}_{1-x}$ nanomaterials, *Nat. Commun.* **9**, 1927 (2018).
- [6] A. Rajagopal, R. J. Stoddard, H. W. Hillhouse, and A. K. Y. Jen, On understanding bandgap bowing and optoelectronic quality in Pb-Sn alloy hybrid perovskites, *J. Mater. Chem. A* **7**, 16285 (2019).
- [7] H. S. Kang, J. H. Kang, S. Lee, K. Lee, D. H. Koo, Y.-S. Kim, Y. J. Hong, Y.-J. Kim, K. Kim, D. Lee, and C.-H. Lee, Bowing-alleviated continuous bandgap engineering of wafer-scale $\text{WS}_x\text{Se}_{1-x}$ monolayer alloys and their assembly into hetero-multilayers, *NPG Asia Mater.* **14**, 90 (2022).
- [8] H. Gao, D. He, Z. Chen, P. Gao, D. He, Z. Li, X. Zhang, J. Xiu, Q. Sun, S. Chen, S.-H. Wei, S.-H. Yu, and Z. He, Disorder-order transition-induced unusual bandgap bowing effect of tin-lead mixed perovskites, *Sci. Adv.* **11**, eads4038 (2025).
- [9] L. K. Samanta, D. K. Ghosh, P. S. Ghosh, and S. Chatterjee, Mixed Chalcopyrites as Useful Solar-Cell Materials, *Cryst. Res. Technol.* **28**, 1175 (1993).
- [10] C. Mitra and W. R. L. Lambrecht, Band-gap bowing in $\text{AgGa}(\text{Se}_{1-x}\text{Te}_x)_2$ and its effect on the second-order response coefficient and refractive indices, *Phys. Rev. B* **76**, 205206 (2007).
- [11] W. J. Yin, X. G. Gong, and S. H. Wei, Origin of the unusually large band-gap bowing and the breakdown of the band-edge distribution rule in the $\text{Sn}_x\text{Ge}_{1-x}$ alloys, *Phys. Rev. B* **78**, 161203 (2008).
- [12] J. Kang, S. Tongay, J. B. Li, and J. Q. Wu, Monolayer semiconducting transition metal dichalcogenide alloys: Stability and band bowing, *J. Appl. Phys.* **113**, 143703 (2013).
- [13] A. Goyal, S. McKechnie, D. Pashov, W. Tumas, M. van Schilfgaarde, and V. Stevanovic, Origin of Pronounced Nonlinear Band Gap Behavior in Lead-Tin Hybrid Perovskite Alloys, *Chem. Mater.* **30**, 3920 (2018).
- [14] G. M. Dalpian, X. G. Zhao, L. Kazmerski, and A. Zunger, Formation and Composition-Dependent Properties of Alloys of Cubic Halide Perovskites, *Chem. Mater.* **31**, 2497 (2019).
- [15] K. Beladjal, A. Kadri, K. Zitouni, and K. Mimouni, Bandgap bowing parameters of III-nitrides semiconductors alloys, *Superlattice Microst.* **155**, 106901 (2021).
- [16] R. Gao and J. Kang, Unusual Band Gap Bowing in $\text{CsCd}_x\text{Pb}_{1-x}\text{Br}_3$ Alloys Due to a Chemical Mismatch, *J. Phys. Chem. Lett.* **14**, 10670 (2023).
- [17] K. Kim, G. L. W. Hart, and A. Zunger, Negative band gap bowing in epitaxial InAs/GaAs alloys and predicted band offsets of the strained binaries and alloys on various substrates, *Appl. Phys. Lett.* **80**, 3105 (2002).

- [18] F. P. Sabino, J. X. Xiong, X. W. Zhang, G. M. Dalpian, and A. Zunger, Alloying multiple halide perovskites on the same sublattice in search of stability and target band gaps, *Mater. Horiz.* **12**, 7389-7401 (2025).
- [19] X. W. Zhang, L. B. Abdalla, Q. H. Liu, and A. Zunger, The Enabling Electronic Motif for Topological Insulation in ABO₃ Perovskites, *Adv. Funct. Mater.* **27**, 1701266 (2017).
- [20] T. Wang, H. Chen, Z. Z. Yang, J. Y. Liang, and S. Dai, High-Entropy Perovskite Fluorides: A New Platform for Oxygen Evolution Catalysis, *J. Am. Chem. Soc.* **142**, 4550 (2020).
- [21] E. P. George, D. Raabe, and R. O. Ritchie, High-entropy alloys, *Nat. Rev. Mater.* **4**, 515 (2019).
- [22] C. P. Muzzillo, C. V. Ciobanu, and D. T. Moore, High-entropy alloy screening for halide perovskites, *Mater. Horiz.* **11**, 3662 (2024).
- [23] O. I. Malyi, X. G. Zhao, and A. Zunger, Insulating band gaps both below and above the Neel temperature in d-electron LaTiO₃, LaVO₃, SrMnO₃, and LaMnO₃ perovskites as a symmetry-breaking event, *Phys. Rev. Mater.* **7**, 074406 (2023).
- [24] X. G. Zhao, O. I. Malyi, S. J. L. Billinge, and A. Zunger, Intrinsic local symmetry breaking in nominally cubic paraelectric BaTiO₃, *Phys. Rev. B* **105**, 224108 (2022).
- [25] X. G. Zhao, Z. Wang, O. I. Malyi, and A. Zunger, Effect of static local distortions vs. dynamic motions on the stability and band gaps of cubic oxide and halide perovskites, *Mater. Today* **49**, 107 (2021).
- [26] M. Rodová, J. Brozek, K. Knížek, and K. Nitsch, Phase transitions in ternary caesium lead bromide, *J. Therm. Anal. Calorim.* **71**, 667 (2003).
- [27] A. Zunger, S. H. Wei, L. G. Ferreira, and J. E. Bernard, Special Quasirandom Structures, *Phys. Rev. Lett.* **65**, 353 (1990).
- [28] A. van de Walle, M. Asta, and G. Ceder, The Alloy Theoretic Automated Toolkit: A user guide, *Calphad* **26**, 539 (2002).
- [29] I. Chung, J. H. Song, J. Im, J. Androulakis, C. D. Malliakas, H. Li, A. J. Freeman, J. T. Kenney, and M. G. Kanatzidis, CsSnI₃: Semiconductor or Metal? High Electrical Conductivity and Strong Near-Infrared Photoluminescence from a Single Material. High Hole Mobility and Phase-Transitions, *J. Am. Chem. Soc.* **134**, 8579 (2012).
- [30] P. Ren, J. G. Qin, and C. T. Chen, A novel nonlinear optical crystal for the IR region: Noncentrosymmetrically crystalline CsCdBr₃ and its properties, *Inorg. Chem.* **42**, 8 (2003).
- [31] G. Schilling and G. Meyer, Ternare Bromide und Iodide zweiwertiger Lanthanide und ihre Erdalkali-Analoga vom Typ AMX₃ und AM₂X₅, *Z. Anorg. Allg. Chem.* **622**, 759 (1996).
- [32] U. Schwarz, H. Hillebrecht, M. Kaupp, K. Syassen, H. G. Vonscherner, and G. Thiele, Pressure-Induced Phase-Transition in CsGeBr₃ Studied by X-Ray-Diffraction and Raman-Spectroscopy, *J. Solid State Chem.* **118**, 20 (1995).
- [33] D. M. Trots and S. V. Myagkota, High-temperature structural evolution of caesium and rubidium triiodoplumbates, *J. Phys. Chem. Solids.* **69**, 2520 (2008).
- [34] K. Yamada, S. Funabiki, H. Horimoto, T. Matsui, T. Okuda, and S. Ichiba, Structural Phase-Transitions of the Polymorphs of CsSnI₃ by Means of Rietveld Analysis of the X-Ray-Diffraction, *Chem. Lett.* **5**, 801 (1991).

- [35] C. C. Stoumpos, C. D. Malliakas, and M. G. Kanatzidis, Semiconducting Tin and Lead Iodide Perovskites with Organic Cations: Phase Transitions, High Mobilities, and Near-Infrared Photoluminescent Properties, *Inorg. Chem.* **52**, 9019 (2013).
- [36] U. Shirwadkar, E. V. D. van Loef, R. Hawrami, S. Mukhopadhyay, J. Glodo, and K. S. Shah, New promising scintillators for gamma-ray spectroscopy: Cs(Ba,Sr)(Br,I)₃, *IEEE Nucl. Sci. Conf. R.* **1583** (2011).
- [37] A. Jabar, S. Benyoussef, and L. Bahmad, On the Structural, Magnetic, Electronic, Optical, and Thermoelectric Characteristics of the Solar Perovskite CsCdI₃: DFT and SCAPS-1D Studies, *Trans. Electr. Electro.* **25**, 519 (2024).
- [38] Q. Wu, X. Liu, S. R. Xu, H. B. Pi, X. Han, Y. Liu, and Y. J. Li, Synthesis, crystal structures and nonlinear optical properties of β -RbCdI₃·H₂O and CsCdI₃·H₂O, *Dalton T.* **48**, 6787 (2019).
- [39] J. D. Donaldson, J. Silver, S. Hadjiminolis, and S. D. Ross, Effects of the presence of valence-shell non-bonding electron pairs on the properties and structures of cesium tin(ii) bromides and of related antimony and tellurium compounds, *Journal of the Chemical Society* **1975**, 1500 (1975).
- [40] G. Thiele, H. W. Rotter, and K. D. Schmidt, Kristallstrukturen und Phasentransformationen von Caesiumtrihalogenogermanaten(II) CsGeX₃ (X = Cl, Br, I), *Zeitschrift für anorganische und allgemeine Chemie* **545**, 148 (1987).
- [41] The computational datasets are available in the following repository: DOI: 10.6084/m9.figshare.31032910.
- [42] A. C. Dias, H. Bragança, M. P. Lima, and J. L. F. Da Silva, First-principles investigation of the role of Cr in the electronic properties of the two-dimensional MoxCr_{1-x}Se₂ and WxCr_{1-x}Se₂ alloys, *Phys. Rev. Mater.* **6**, 054001 (2022).
- [43] H. Q. Song, F. Y. Tian, Q. M. Hu, L. Vitos, Y. D. Wang, J. Shen, and N. X. Chen, Local lattice distortion in high-entropy alloys, *Phys. Rev. Mater.* **1**, 023404 (2017).
- [44] A. Zafar, V. Petkov, and A. M. M. Abeykoon, Local lattice distortions and electronic phases in perovskite manganite Pr_{0.5}Sr_{0.5}MnO₃, *J. Phys. Mater.* **7**, 035007 (2024).
- [45] F. P. Sabino, X. G. Zhao, G. M. Dalpian, and A. Zunger, Impact of symmetry breaking and spin-orbit coupling on the band gap of halide perovskites, *Phys. Rev. B* **110**, 035160 (2024).
- [46] F. P. Sabino, S. H. Wei, and A. Janotti, Enabling visible-light absorption and p-type doping in In₂O₃ by adding Bi, *Phys. Rev. Mater.* **3**, 034605 (2019).
- [47] X. F. Cai, F. P. Sabino, A. Janotti, and S. H. Wei, Approach to achieving a p-type transparent conducting oxide: Doping of bismuth-alloyed Ga₂O₃ with a strongly correlated band edge state, *Phys. Rev. B* **103**, 115205 (2021).
- [48] W. Kohn and L. J. Sham, Self-Consistent Equations Including Exchange and Correlation Effects, *Phys. Rev.* **140**, A1133 (1965).
- [49] G. Kresse and D. Joubert, From ultrasoft pseudopotentials to the projector augmented-wave method, *Phys. Rev. B* **59**, 1758 (1999).
- [50] J. P. Perdew, K. Burke, and M. Ernzerhof, Generalized gradient approximation made simple, *Phys. Rev. Lett.* **77**, 3865 (1996).
- [51] G. Kresse and J. Furthmüller, Efficiency of ab-initio total energy calculations for metals and semiconductors using a plane-wave basis set, *Comput. Mater. Sci.* **6**, 15 (1996).

- [52] G. Kresse and J. Furthmüller, Efficient iterative schemes for ab initio total-energy calculations using a plane-wave basis set, *Phys. Rev. B* **54**, 11169 (1996).
- [53] J. P. Perdew, A. Ruzsinszky, G. I. Csonka, O. A. Vydrov, G. E. Scuseria, L. A. Constantin, X. L. Zhou, and K. Burke, Restoring the density-gradient expansion for exchange in solids and surfaces, *Phys. Rev. Lett.* **100**, 136406 (2008).
- [54] J. Heyd, G. E. Scuseria, and M. Ernzerhof, Hybrid functionals based on a screened Coulomb potential (vol 118, pg 8207, 2003), *J. Chem. Phys.* **124**, 219906 (2006).
- [55] P. Blonski and J. Hafner, Magnetic anisotropy of transition-metal dimers: Density functional calculations, *Phys. Rev. B* **79**, 224418 (2009).
- [56] The formation total energy of an alloy is given by the total energy of the alloy relative to the concentration-weighted energies of its constituents in the structure appropriate to the alloy mixing reaction. Each of these two terms should be calculated for the respective relaxed structure of the structure intended. For the ordered constituents ABX_3 , there are generally well-known symmetry-controlled cell internal degrees of freedom that need to be relaxed to minimum energy of the respective phase. For the orthorhombic phase (Pnma) for example, the cell internal degrees of freedom consist of octahedral tilting, off-center atomic shifting, etc. For cubic symmetry (Pm-3m), there is no cell internal degrees of freedom. The relevant energy lowering is indicated in Fig. 10 by the vertical error connecting the idealized monomorphous (m) structure with the polymorphous (p) structure where chemically identical BX_6 polyhedral can have different, energy lowering local environments. This subject of polymorphous energy lowering in individual constituents ABX_3 is well studied previously (Refs. [23-25]). More complex is the polymorphous energy lowering in disordered alloys shown schematically on the LHS of Fig. 10. Here one relaxes all the individual octahedra in a supercell leading to an energy-lowering alloy polymorphous network studied theoretically in Refs. [23-25]. Fig. 10 illustrates a number of relevant points to the study of alloy energetics: (i) Ignoring polymorphous relaxation of the constituents and using instead the monomorphous energy of the constituents to estimate the alloy formation energy $p-m$ can easily lead to false negative formation energy on account of the too high monomorphous energy (see e.g. Figs. 6-7). (ii) The polymorphous relaxation in the alloy depends on the chemical composition and size mismatch but is generally thought to be larger than the polymorphous relaxation of the concentration-weighted constituents. The alloy formation energy $p-p$ is generally positive but far less positive than for monomorphous alloy. We see that the whole discussion of multi-component alloy energetics depends on a balanced consideration of polymorphous relaxation of both constituents and the alloy.