



RVCBench: Benchmarking the Robustness of Voice Cloning Across Modern Audio Generation Models

Xinting Liao^{*12} Ruinan Jin^{*12} Hanlin Yu¹ Deval Pandya² Xiaoxiao Li¹²

Abstract

Modern voice cloning (VC) can synthesize speech that closely matches a target speaker from only seconds of reference audio, enabling applications such as personalized speech interfaces and dubbing. In practical deployments, modern audio generation models inevitably encounter noisy reference audios, imperfect text prompts, and diverse downstream processing, which can significantly hurt robustness. Despite rapid progress in VC driven by autoregressive codec-token language models and diffusion-based models, robustness under realistic deployment shifts remains underexplored. This paper introduces RVCBench, a comprehensive benchmark that evaluates Robustness in VC across the full generation pipeline, including *input variation, generation challenges, output post-processing, and adversarial perturbations*, covering 10 robustness tasks, 225 speakers, 14,370 utterances, and 11 representative modern VC models. Our evaluation uncovers substantial robustness gaps in VC: performance can deteriorate sharply under common input shifts and post-processing; long-context and cross-lingual scenarios further expose stability limitations; and both passive noise and proactive perturbation influence generation robustness. Collectively, these findings provide a unified picture of how current VC models fail in practice and introduce a standardized, open-source testbed to support the development of more robust and deployable VC models. We open-source our project at [this link](#).

1. Introduction

Modern voice cloning (VC) can synthesize speech indistinguishable from a target speaker using only seconds of

reference audio. This capability enables beneficial applications, such as personalized speech interfaces, accessibility tools, and movie dubbing, while simultaneously creating ground for fraud and impersonation (Azzuni & Saddik, 2025). Recent progress in audio generation has driven substantial improvements in VC, driven by a shift from classic acoustic-model pipelines toward (1) *autoregressive codec token language models (LMs)* (Liao et al., 2024; Du et al., 2024; Boson AI, 2025), (2) *diffusion and flow-based generation* (Huynh-Nguyen et al., 2025; Li et al., 2023; Wang et al., 2025d; OpenMOSS, 2025), and (3) *hybrid systems that combine token LMs with diffusion refinement* (Du et al., 2024; Cui et al., 2025).

Although audio generation models demonstrate strong capabilities in VC, their performance depends strongly on the quality of reference audio, the textual context, linguistic coverage, model architecture, and any downstream processing applied to the synthesized output. For example, reference audio captured “in the wild” (e.g., with background noise) can distort speaker cues and degrade cloning quality (Pankov et al., 2023; He et al., 2024). Likewise, long and noisy text prompts (e.g., special tokens, formatting templates, and mixed-language fragments) can impair content accuracy and lead to instability in long-form generation (Feng et al., 2024). Moreover, cloned audio is forensically perceptible due to persistent artifacts that facilitate deepfake detection. While several studies (Song et al., 2025; Cheng et al., 2025; Liu et al., 2024) evaluate robustness in audio generation or audio watermarking broadly, to the best of our knowledge, *there is no focused study on the robustness of VC itself*. These observations raise the crucial question for VC.

How robust is VC in practice to realistic setup shifts across the entire generation pipeline?

Existing audio-related benchmarks fall into two categories, neither of which answers our question. (1) *VC benchmarks* (e.g., CloneEval (Christop et al., 2025; Manku et al., 2025)) standardize comparisons of VC models, but are largely quality-centric under clean settings, with limited model coverage and metrics that prioritize utility over robustness failure modes (e.g., audio/text shifts or long-form identity drift). Consequently, they neither systematically stress-test

^{*}Ruinan Jin and Xinting Liao contributed equally to this work.

¹The University of British Columbia ²Vector Institute. Correspondence to: Xiaoxiao Li <xiaoxiao.li@ece.ubc.ca>.

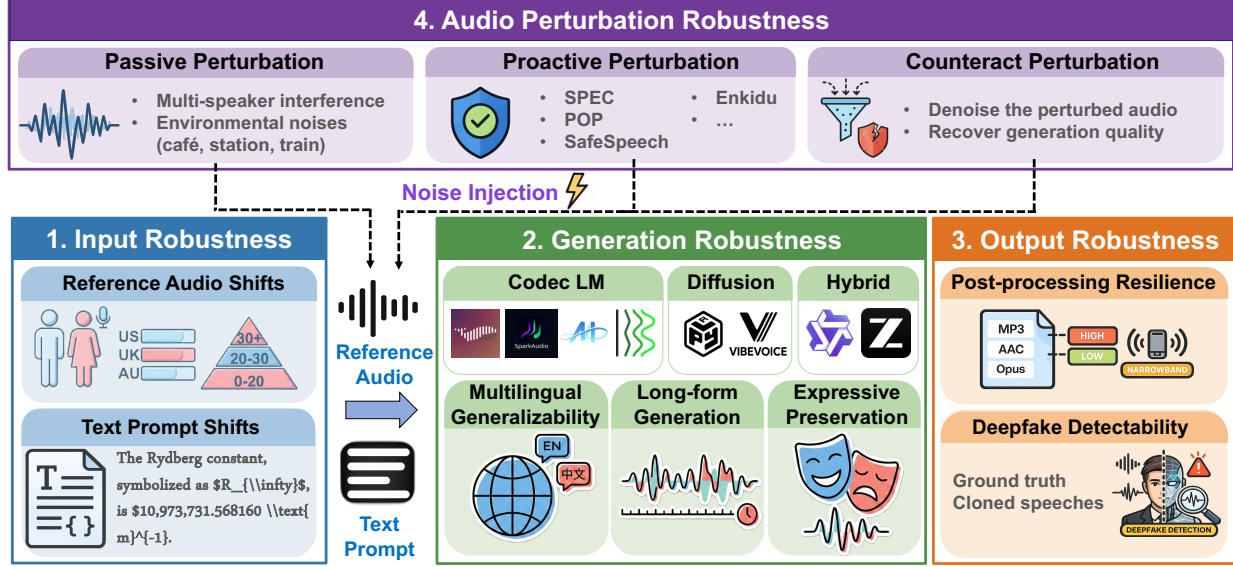


Figure 1. **Overview of RVCBench.** We benchmark robustness on VC across the full generation pipeline along four robustness dimensions, i.e., inputs, generation, outputs, and audio perturbations.

realistic setup shifts nor evaluate robustness in a unified pipeline view. (2) *General audio robustness benchmarks* (e.g., Aha-Bench (Cheng et al., 2025), AudioWatermark-Bench (Liu et al., 2024), and related efforts (Wang et al., 2025a)) study robustness for broader audio generation or specific aspects of audio-LMs (e.g., hallucinations, or watermark resilience), but are not tailored to VC. As a result, they miss key VC-specific stressors such as reference-audio domain shifts, cross-lingual/long-context identity drift, post-processing, and proactive perturbation-based robustness.

To investigate this question, we propose a comprehensive Benchmark on the Robustness of Voice Cloning, i.e., RVCBench. As shown in Fig. 1, RVCBench covers a wide spectrum of realistic and adversarial conditions spanning input variation, generation challenges, output post-processing, and audio perturbations, reflecting how state-of-the-art VC models are deployed and underperformed in real-world scenarios. For *input robustness*, RVCBench covers demographic shifts in reference audio and text prompt diversifications such as special tokens and scam-related content. For *generation robustness*, RVCBench probes the limits of cross-lingual synthesis, long-context stability, and emotion adherence. For *output robustness*, RVCBench evaluate the output resilience of VC, by analyzing performance degradation under realistic post-processing compression and deepfake detectability. For *audio perturbation robustness*, RVCBench assesses the model performance against both passive environmental noise and proactive perturbations added by anti-clone defenses, as well as denoising.

RVCBench involves 11 models with three language settings, and across 10 tasks consistently aligned with different robustness dimensions. Based on the empirical analysis of

RVCBench, we derive the following key insights: *For input robustness*, content consistency is fragile to input shifts: textual variations and reference-audio fluctuations both destabilize cloning and reduce fidelity. *For generation robustness*, domain shift, cross-lingual cloning, and long-form synthesis expose bottlenecks, including timbre, emotion, and content preservation degradation. *For output robustness*, post-processing is a weak point: compression degrades output audios, and state-of-the-art deepfake detectors still reliably flag the resulting outputs, undermining both stability and stealth. *For audio-perturbation robustness*, passive and proactive perturbations remain highly effective, sharply suppressing speaker similarity and generation quality under attack/defense settings.

Our contributions are threefold: (1) we propose RVCBench, the first benchmark that systematically evaluates robustness of modern VC systems across the full generation pipeline, covering 10 representative tasks. (2) we release a comprehensive evaluation dataset of 225 speakers, 14,370 utterances supporting 18 robustness evaluations; and (3) we provide an extensive empirical study of 11 modern representative VC models, identifying key failure modes and vulnerabilities that motivate more robust voice-cloning methods.

2. Related Works

Benchmarking VC and audio robustness. Existing benchmarks fall into two threads, neither addressing VC robustness as a pipeline problem. VC and speech-synthesis benchmarks (e.g., CloneEval (Christop et al., 2025), EmergentTTS-Eval (Manku et al., 2025)) standardize mostly curated, quality-centric evaluation; CloneEval cov-

ers limited VC models and metrics, while EmergentTTS-Eval targets TTS prompt-following rather than reference-conditioned identity preservation. Recently, Song et al. (2025) surveys robustness in voice conversion, underscoring the need to systematically study robustness in modern audio generation-based voice cloning models. *General audio robustness benchmarks* (e.g., AHa-Bench (Cheng et al., 2025), AudioWatermarkBench (Liu et al., 2024)) study hallucination or watermark robustness, but omit VC-specific constraints and stressors (reference shifts, long-form identity drift, post-processing, defenses). Hence, existing work evaluates VC without robustness or robustness without VC. The detailed related work can be found in Appendix A.

3. RVCBench

In this section, we introduce RVCBench, a comprehensive benchmark designed to evaluate robustness throughout VC generation pipeline. In a VC pipeline, an audio generation model f_θ generates cloned speech $\hat{a} = f_\theta(a_{\text{ref}} + \delta, t)$ by aligning text prompt t with reference audio a_{ref} (potentially perturbed by δ). As illustrated in Fig. 1, RVCBench systematically evaluates VC robustness under four dimensions of realistic shifts, by quantifying how well models preserve semantic correctness and acoustic fidelity.

3.1. Benchmark Overview

Dataset. RVCBench is built on eight public sources (e.g., VCTK (Yamagishi et al., 2019), LibriTTS (Zen et al., 2019), etc). Specifically, we *reprocess* these sources into 18 robustness evaluations to support a unified robustness evaluation across *four robustness dimensions* (input sensitivity, generation bottleneck, output perception, and perturbation influences) and *10 tasks*. In total, RVCBench covers 225 *speakers* and 14,370 *utterances*, spanning clean English baselines, multilingual as well as cross-lingual settings. We post-process all these subsets to cover a comprehensive evaluation pipeline, where we standardize formats and sampling, assign text-audio pairs by task, and construct perturbations, enabling consistent robustness comparisons across diverse scenarios. We summarize the dataset details in Tab. 5 and tasks in Tab. 6 in appendix.

Voice clone models. Recent VC models can be categorized by the *generative architecture* used to produce the output waveform (typically through a neural codec). We group them into three families: (1) *autoregressive codec token models (LLM-based models)* predict sequences of discrete neural codec tokens in a left-to-right manner (e.g., FishSpeech (Liao et al., 2024), SparkTTS (Wang et al., 2025d), MOSS-TTSD (OpenMOSS, 2025), Higgs Audio v2 (Boson AI, 2025)). These LLM-based VC models naturally support flexible conditioning (text prompts, instruction prompts, and reference audio) and can perform zero-shot cloning from

short reference audio. (2) *diffusion and flow acoustic models (diffusion-based models)* produce codec latents by transforming noise into a target sample either through iterative denoising (diffusion) or a continuous-time flow trajectory (flow matching) (e.g., StyleTTS-2 (Li et al., 2023), PlayDiffusion¹, and OZSpeech (Huynh-Nguyen et al., 2025)). They are usually adopted for high naturalness, long-form, and for editing operations such as inpainting. (3) *hybrid models* use an LM-style module for linguistic or coarse acoustic planning, followed by a flow generator for high-fidelity acoustic synthesis (e.g., CosyVoice 2 (Du et al., 2024), GLM-TTS (Cui et al., 2025), and VibeVoice (Peng et al., 2025)). In addition to these VC-specific, recent *multimodal LLMs with speech heads* (e.g., MGM-Omni (Wang et al., 2025b)) can be viewed as an *extension of the hybrid family*: a multimodal reasoning core (text/vision) first produces intermediate representations, and a dedicated speech head, often implemented as a hybrid LM+flow acoustic generator, then renders them into spoken responses, enabling interactive and personalized dialogue.

Metrics. Following established practice in VC (Boson AI, 2025; Cui et al., 2025; Zhang et al., 2025), we report widely used metrics to facilitate standardized and consistent evaluation on generation quality. We implement the *speaker identity* via Speaker Similarity (SIM), Mean Opinion Score (MOS) (Reddy et al., 2021), the *spectral consistency* via Mel-cepstral distortion (MCD), the *inference efficiency* via real-time factor (RTF), and the *content accuracy* via word error rate (WER). Unless otherwise specified, for generation quality we report SIM and MOS where higher is better (\uparrow), and WER, MCD, and RTF where lower is better (\downarrow). The details can be found in the appendix.

3.2. Input Robustness

Reference audio shifts. In the real-world deployment, *reference audio shifts* across languages and demographics. We design RVC-AudioShift, which varies demographic characteristics of the reference audio to examine which speaker traits are best captured by existing VC models. Specifically, we assess performance using prompt audios with diverse demographic attributes from VCTK (Yamagishi et al., 2019), spanning 12 accents (ranging from widely represented varieties, e.g., American, to underrepresented ones, e.g., Indian and South African), gender (male and female), and age (from under 20 to over 30).

Text prompt shifts. In practical VC applications, user queries exhibit variations in both *format* and *content*. Irregular formatting (e.g., typos or mixed-language fragments) can induce hallucination by disrupting text-audio alignment, while content variations may involve *scam-related* user intent. Motivated by these observations, we pro-

¹<https://github.com/playht/PlayDiffusion>

pose RVC-TextShift, which comprises two subsets of prompts: (1) *hallucination* prompts generated by prompting an LLM to introduce realistic format irregularities, and (2) *scam-content* prompts constructed from robocall scripts from a public dataset². Using RVC-TextShift, we evaluate robustness to text prompt shifts by measuring the maintenance of semantic and acoustic consistency.

3.3. Generation Robustness

Multilingual generalizability. Recent progress in audio generation models improves their generalizability across speech-related tasks (Boson AI, 2025; Manku et al., 2025; Wang et al., 2025b). In RVC-Multilingual, we test whether VC models can reliably synthesize speech under two types of language shifts, i.e., (1) *single-language* VC containing English-VC built from VCTK and LibriTTS, and Chinese-VC built from AISHELL-1 (Bu et al., 2017), and (2) *cross-lingual* VC instantiated with the EMIME (Wester & Liang, 2011) bilingual English-Mandarin set, where the language of the reference audio may differ from that of the input text. These settings probe whether models preserve speaker identity while maintaining target-language content consistency under language shifts.

Long-form generation. It is crucial to know whether the model can sustain coherent and stable synthesis when either the input text or the reference audio (or both) is lengthy, without accumulating errors or drifting in speaker identity (OpenMOSS, 2025). We further evaluate *long-context robustness* (RVC-LongContext) in two settings: (1) *Long-text*, which uses extended text prompts and requires sustained generation over long textual contexts, and (2) *Long-audio*, which uses long reference audios that may provide richer speaker cues. We measure how performance changes with increasing text length and reference duration, and report both content accuracy and speaker similarity to capture performance change over long spans.

Expressive preservation. RVC-Expression evaluates a VC model’s ability to preserve the target speaker identity while faithfully rendering paralinguistic attributes, e.g., emotion, emphasis, and speaking style, inferred in the text prompt. This setting reflects practical voice interfaces (e.g., movie dubbing) and also covers high-risk scenarios such as telephone fraud. We construct RVC-Expression by pairing VCTK speakers with robocall-style prompts from an online telephone-fraud dataset and augmenting the prompts with explicit style cues. In addition to general metrics of generation quality, we primarily assess VC models on emotion adherence between output audio and text prompts to determine whether they can successfully infer prosody while maintaining speaker consistency.

²<https://github.com/wspr-ncsu/robocall-audio-dataset>

3.4. Output Robustness

Post-processing resilience. In practical deployment, cloned speech is often subject to ubiquitous post-processing (e.g., compression and re-encoding), which can degrade both semantic intelligibility and speaker-related acoustic information such as timbre and prosody. To explore the post-processing resilience, RVC-Compression transforms cloned speeches with a realistic encode-decode pipeline with 6 compression conditions, i.e., MP3, AAC, and Opus at 64/32/24/16 kbps, and a telephone narrowband simulation (Ren et al., 2023). Then, we compute the generation quality of speeches after compression, which verifies whether the cloned speeches maintain acoustic information.

Deepfake detectability. As VC fidelity improves and synthetic artifacts become less apparent, distinguishing cloned speech from real utterances becomes increasingly challenging. To quantify detectability, we introduce RVC-Detectability, which covers 300 ground truth utterances of VCTK, 100 benign cloned speeches with text from VCTK, and 200 scam cloned speeches with text from robocall (Prasad & Reaves, 2023). We assess the separability between ground truth audios and cloned speeches with both benign and malicious content using zero-shot SpeechLLM-as-Judges models (SQ-LLM) from Microsoft (Wang et al., 2025c).

3.5. Audio Perturbation Robustness

Passive perturbation. In real-world scenarios, reference audio inevitably contains ambient noise and multi-speaker interference, which hinders VC models from reliably extracting speaker-specific acoustic features. To simulate the scenarios and measure robustness under passive perturbations, RVC-PassiveNoise firstly mixes VCTK utterances with 10 types of environmental noises (e.g., cafeteria, car, and kitchen) from VoiceBannk+DEMAND (Valentini-Botinhao, 2017). RVC-PassiveNoise also contains 600 multi-speaker interfered audios, where clean target utterances are mixed with interfering speech from additional speakers at three different decibels. We then evaluate VC outputs generated from the perturbed references to quantify how well each method preserves speaker identity and content fidelity under passive noise and interference.

Proactive perturbation. For the concerns of deepfake misuse, speaker-side proactive defenses (e.g., Enkidu (Feng et al., 2025), POP (Zhang et al., 2023), SafeSpeech and its variant SPEC (Zhang et al., 2025)) that add human-imperceptible perturbations to the reference audio to prevent unauthorized cloning. RVC-AdvNoise evaluates whether the VC methods can attack these methods. Firstly, we generate the adversarial perturbation on the clean ground truth data to protect the speakers from VCTK, and compute perceptual metrics between perturbed utterances and original

utterances, to ensure the reproducibility of proactive defenses. Next, similar to passive perturbation, we assess the generation quality of VC methods to reflect their attack effectiveness in RVC-AdvNoise.

Counteract perturbation. Though the adversary perturbation can be used to defend against cloning attacks, several denoising methods are being developed for removing them. In RVC-AntiProtect, we purify the protected ground truth utterances with adversarial perturbation by DEMUCS(Defossez et al., 2020). DEMUCS is widely used for removing a variety of background noise, i.e., stationary and non-stationary noises, and room reverb. By using denoised speech as the reference, we re-evaluate generation quality to measure how effectively the target speaker’s identity is protected against denoising-based countermeasures.

4. Experiments Analysis

4.1. Overall performance of Voice Cloning

Insight 4.1. State-of-the-art VC models achieve strong generation quality, but there remains a gap to performance upper bounds.

In Tab. 1-2, we first study VC performance in two languages supported by most of models (i.e., English and Chinese). And we compute all VC performance on RVC-Multilingual, including in-language English-VC-VCTK, English-VC-LibriTTS, Chinese-VC and cross-language CrossLingual. Across different generation architectures, most LLM-based VC models competitively maintain spectral consistency and speaker identity. While diffusion-based VC models improve content accuracy, they primarily fail to support multiple languages. The hybrid VC models take advantage of both sides, achieving better performance in all evaluations. Meanwhile, VC models exhibit a clear trade-off between generation quality and inference efficiency. Specifically, slower inference is typically associated with lower error rates and stronger spectral consistency with the target speaker’s ground-truth utterances. However, as Table 1 shows, VC models fail to reach near-ground-truth fidelity, e.g., SIM scores (e.g., CozyVoice at 0.60) remaining well below theoretical upper bounds.

4.2. Degradation under Input Shifts

Insight 4.2. Reference audios influence generation quality via varying accents, while text shifts mainly negatively impact the content accuracy.

VC models exhibit degraded performance for underrepresented accents. The results on RVC-AudioShift reveal that VC performance varies across demographic factors,

Table 1. Performance comparison on English datasets (LibriTTS and VCTK). Arrows (\uparrow , \downarrow) indicate the direction of better performance. **Bold** = best, underline = runner-up.

Model	English-VC-LibriTTS					English-VC-VCTK				
	SIM \uparrow	MOS \uparrow	WER \downarrow	MCD \downarrow	RTF \downarrow	SIM \uparrow	MOS \uparrow	WER \downarrow	MCD \downarrow	RTF \downarrow
FishSpeech	0.47	<u>4.37</u>	0.17	6.47	3.61	0.43	<u>4.27</u>	0.03	4.11	2.51
SparkTTS	0.41	4.06	0.33	<u>5.83</u>	1.56	0.53	3.89	0.22	<u>3.86</u>	1.02
MossTTS	0.24	2.15	0.88	11.33	0.77	0.44	3.95	0.20	3.88	<u>0.81</u>
Higgs	0.56	4.30	0.25	6.06	1.42	0.52	4.16	0.19	4.06	1.44
OZSpeech	0.39	3.21	<u>0.06</u>	6.87	8.75	0.25	3.22	<u>0.02</u>	7.25	2.81
StyleTTS	0.23	4.30	0.05	6.81	0.11	0.24	4.32	0.01	4.79	0.14
PlayDiffusion	0.51	4.15	0.05	8.06	<u>0.73</u>	0.43	4.19	0.01	9.07	<u>0.81</u>
VibeVoice	0.48	3.83	0.23	6.76	1.86	0.44	3.95	0.06	5.09	1.20
CozyVoice	0.60	4.39	0.17	6.17	4.58	0.58	4.21	<u>0.02</u>	3.68	2.38
MGM-Omni	0.54	4.28	0.09	5.82	0.84	0.45	3.76	0.24	4.58	0.95
GLMTTS	<u>0.57</u>	4.08	0.09	6.41	1.74	<u>0.57</u>	4.01	<u>0.02</u>	3.94	1.21

Table 2. Performance comparison on Chinese-VC and Cross-Lingual tasks.

Model	Chinese-VC					Cross-Lingual				
	SIM \uparrow	MOS \uparrow	WER \downarrow	MCD \downarrow	RTF \downarrow	SIM \uparrow	MOS \uparrow	WER \downarrow	MCD \downarrow	RTF \downarrow
FishSpeech	0.61	2.90	0.47	4.30	2.15	0.56	4.22	0.24	6.04	2.71
SparkTTS	0.57	<u>2.84</u>	0.56	7.86	2.18	0.48	4.00	0.32	5.65	1.43
MossTTS	0.44	2.06	5.42	6.89	0.82	0.47	3.50	4.08	8.82	<u>0.73</u>
Higgs	0.58	2.72	0.78	3.46	1.91	0.54	4.15	0.49	7.61	3.12
VibeVoice	0.56	2.47	0.23	6.82	<u>0.86</u>	0.53	3.81	0.14	6.26	2.34
CozyVoice	0.72	2.68	0.15	3.84	2.23	0.66	<u>4.21</u>	<u>0.17</u>	5.90	1.59
MGM-Omni	<u>0.71</u>	2.69	<u>0.18</u>	<u>3.76</u>	1.03	<u>0.63</u>	4.08	<u>0.17</u>	<u>5.85</u>	1.00
GLMTTS	0.69	2.33	0.35	4.13	0.96	0.66	3.96	0.30	6.08	0.76

specifically regarding accents. To analyze this, we plot the WER distributions of VC models across different accents in Fig. 3a. The fluctuation in context accuracy indicates that VC models have different sensitivities to accent variation. In Fig. 3b, by ordering the averaged MCD of models across different accents, we discover that the degradation of spectral consistency is partly accent-intrinsic (i.e., Indian is the hardest to maintain, while Canadian and Australian are among the easiest).

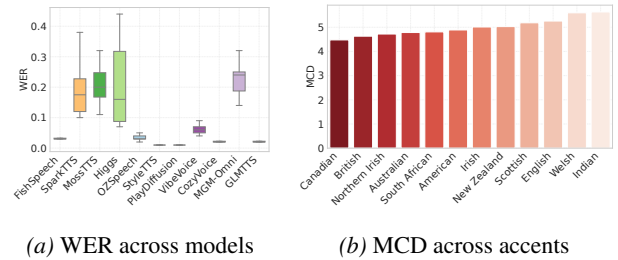


Figure 2. Performance on different accents.

Text-prompt shifts compromise content consistency. By cloning with RVC-TextShift, we study the prompt text shifts from conventional VC datasets, e.g., VCTK, to hallucination and scam content, degrading content consistency. In Fig. 3, we plot the WER change when cloning with hallucination (or scam) prompts relative to cloning with the original VCTK prompts. Across nearly all VC models, unconventional prompts increase WER, indicating reduced content accuracy under prompt shifts. The performance

degradation is more significant on hallucination contents than on scam contents, and even half of the evaluated models degrade by almost 50% on hallucination data. Overall, WER shows the most pronounced sensitivity when moving from clean, benign text to prompts containing special tokens/formatting or scam-like patterns, highlighting that even advanced VC models still require better generalization to unconventional text inputs.

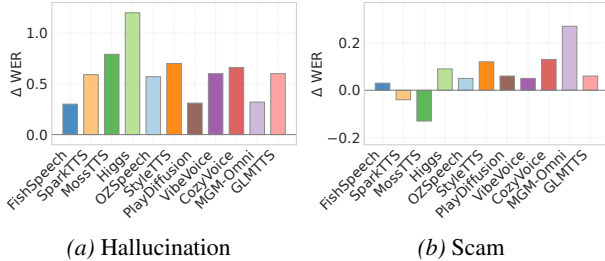


Figure 3. Performance change on text-prompt shifts.

4.3. Instability in Diversified Generation Tasks

Insight 4.3. VC models are generally not robust to language shifts, long-form text prompts, and emotionally expressive prompts.

Language shifts beyond English cause a sharp robustness instability. For RVC-Multilingual, we compare the English results in Tab. 1 against the Chinese-VC and Cross-Lingual settings in Tab. 2, and observe a clear robustness drop when moving beyond English. On English (English-VC-LibriTTS and English-VC-VCTK), many models achieve high naturalness (MOS around 4) with low WER (often below 0.1), consistent with their heavy exposure to English training data. In contrast, Chinese-VC markedly degrades perceptual quality across all evaluated VC models (MOS shifts to the mid-to-low range), while content accuracy deteriorates dramatically (WER rises for most models). Cross-Lingual cloning further compounds these issues: although some models maintain relatively strong speaker similarity, preserving linguistic content becomes the primary bottleneck, evidenced by higher WER and less consistent spectral quality. Overall, these results suggest that language shifts remain fragile and vary considerably across backends.

Audio length variations can impact the generation, and long texts break the robustness of content accuracy. In the long-form context, we evaluate LongAudio and LongText separately. *First*, we study LongAudio and find that audio length variations proportionally impact the generation quality. As shown in Fig. 4, both metrics change most rapidly in the short-prompt regime, e.g., MCD (Fig. 4a) decreases sharply as prompt length increases from a few seconds to roughly 8–12 seconds, while SIM (Fig. 4b) rises accordingly. Beyond this range, the margin of performance

gains converges, indicating diminishing returns from additional reference audio. Model sensitivity, however, differs: stronger backends (e.g., CosyVoice, Higgs, and MGM-Omni) continue to benefit with higher SIM and lower MCD, whereas others show limited SIM improvements even with long prompts (e.g., StyleTTS and OZSpeech). We also observe mild non-monotonicity for some methods (notably SparkTTS), suggesting that longer prompts can introduce instability in certain pipelines.

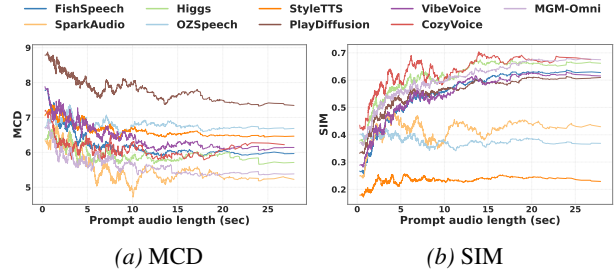


Figure 4. Performance over prompt audio length.

Second, for the LongText, we observe a big degradation in both content and spectral consistency as sequence length increases. As shown in Fig. 5, WER rises markedly across all backends (Fig. 5 a), indicating that long-form synthesis makes it harder to preserve textual content without omissions or substitutions. In parallel, MCD also increases (Fig. 5 b), suggesting accumulating acoustic drift and reduced spectral stability over extended generations. The degradation is more pronounced on LibriSpeech than LibriTTS for most models, consistent with a harder long-form setting. While models such as CosyVoice and MGM-Omni remain relatively more stable, no model is immune to the long-text effect, highlighting that maintaining both content fidelity and timbral consistency over long horizons remains a key challenge for VC backends.

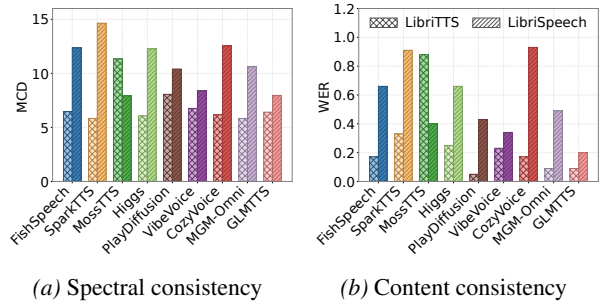


Figure 5. Performance on long-text generation.

Expressive emotion transfer is unreliable under domain shifts like scams, showing lower alignment and higher variance. In Fig. 6, we examine expressive fidelity by measuring the emotional alignment between the input text and the synthesized speech using Audio LLM-as-Judge, where we prompted Gemini-3-flash to score if the generated audio aligns with the emotion from the text prompt. Overall, mod-

els receive higher EmotionAlignment scores (higher boxes) on benign prompts (VCTK) than on scam prompts, despite scam texts typically carrying stronger and more explicit affect (e.g., urgency, fear, pressure, or reassurance) designed to elicit an immediate reaction. From a robustness perspective, this is a clear failure mode. Under a domain shift to emotionally salient content, VC systems do not reliably express the intended emotion into prosody and speaking style. The scam condition also shows a larger variance across models, suggesting that expressive rendering is unstable.

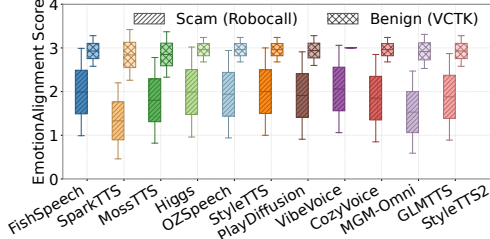


Figure 6. Performance on audio-text emotion alignment on RVC-Expression.

4.4. Sensitivity over Perceptual in Outputs

Insight 4.4. VC models have diversified signal resilience in compressions and transmissions, and can be readily identified by a deepfake detector.

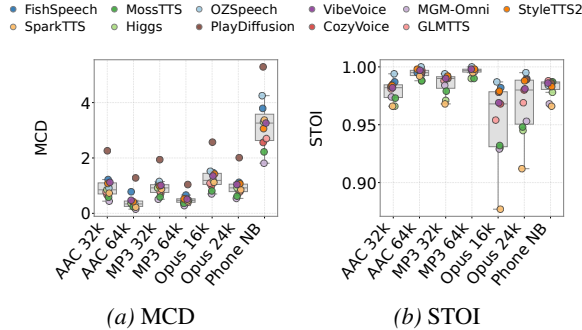


Figure 7. Compression robustness.

Compression distorts the spectral and speech consistency. We analyze perceptual robustness by comparing cloned speech against its reconstructed counterparts after different compression and transmission processes, and visualize the results of RVC-Compression in Fig. 7. We focus on perceptual-oriented metrics, i.e., MCD and STOI, to quantify how signal-level distortions introduced by lossy codecs affect the preservation of spectral structure and speech intelligibility. Across all models, compression consistently increases MCD and reduces STOI, indicating that perceptual degradation is inevitable once cloned speech undergoes aggressive signal processing. VC models have the most noticeable sensitivity in spectral consistency after using narrow band transmission by Phone NB, while having

a diverse change of perception after using different low-bitrate compressions. Overall, different VC models exhibit heterogeneous sensitivity to compression, suggesting that perceptual robustness is strongly coupled with model architectures and vocoder designs rather than being a by-product of overall generation quality.

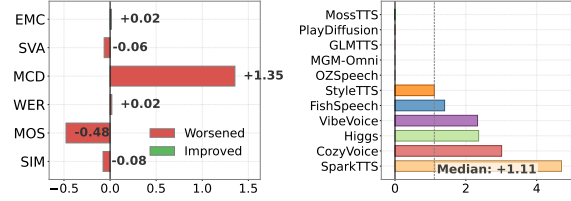


Figure 8. Performance degradation from clean to audios with natural noises.

Table 3. Performance on deepfake detection. (Model names are in abbreviation.)

Metric	Fish. Spark. Moss. Higgs	OZS. Style. PlayD. Vibe.	Cozy. MGM. GLM
minDCF (%) ↓	34.72 79.04 43.51 76.39	4.83 32.24 13.87 46.91	31.63 66.03 72.39
EER (%) ↓	12.78 40.67 18.00 34.33	1.67 12.11 5.00 20.56	17.33 29.00 29.56
ACC (%) ↑	85.17 62.50 80.50 64.00	96.33 86.33 95.67 79.50	85.22 69.00 65.00

Cloned speeches remain detectable by deepfake detector. We feed RVC-Detectability to an audio-based LLM-as-a-judge deepfake detector, i.e., SQ-LLM (Wang et al., 2025c). SQ-LLM is asked to jointly discriminate three types of audios, i.e., ground-truth utterances, cloned benign speech, and cloned scam speech. We assess *deepfake detectability* against impersonation using EER, minDCF, and ACC, and find detectability varies across VC models in Tab. 3. Higher ACC and lower EER/minDCF denote more deepfake perceptible. For instance, OZSpeech and PlayDiffusion are among the easiest to detect, achieving high ACC (96.33% and 95.67%) with low EER (1.67% and 5.00%). In contrast, SparkTTS yields the lowest detector ACC (62.50%) and the highest EER (40.67%), suggesting that SQ-LLM struggles to reliably separate its outputs from real speech under our setting. It is interesting to find that competitive generation quality is not equal to powerful evasion from being detected. For example, FishSpeech and CozyVoice still obtain relatively high detection ACC (85.17% and 85.22%), yet they are outperforming across other VC models in Tab. 1-2. To conclude, except for SparkTTS, most evaluated VC models remain readily detectable by SQ-LLM, highlighting a non-trivial trade-off between improving generation quality and evading detection.

4.5. Vulnerability in Perturbation and Counteraction

Insight 4.5. Both passive and proactive perturbation prevent VC from cloning the acoustic fidelity, which cannot be easily counteracted by the denoisers.

Passive perturbation degrades the generation performance of some VC models. RVCBench injects natural background noise and multi-speaker interference at different decibel (dB) levels to evaluate how such *passive perturbations* affect voice-cloning quality. First, using Per-BGNoise as the reference audio, we compare cloning performance with clean versus noisy references in Fig. 8, and further report the average performance gap across all models in Fig. 8a. When background noise is introduced, many models struggle to preserve speaker-specific acoustic cues, resulting in a significant degradation in spectral consistency. Notably, roughly half of the evaluated VC models are relatively robust to noisy references, showing insignificant change in WER compared to using clean references. In contrast, the remaining models exhibit varying degrees of performance drop under noisy reference conditions. We further investigate the impact of varying interference levels from other speakers on VC performance, with the averaged results of multispeaker interferences in Fig. 9. In multi-speaker scenarios, all evaluated models exhibit noticeable degradation in speaker identity, naturalness, and spectral consistency as the intensity of interfering increases.

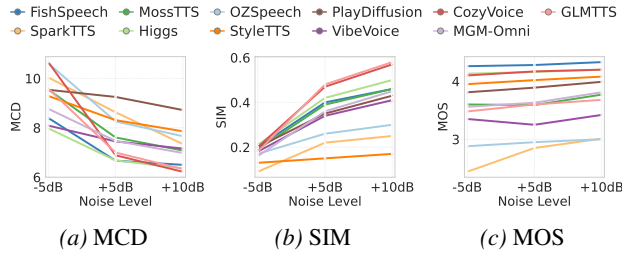


Figure 9. Performance on multi-speaker interference.

Adversarial perturbation hinders the acoustic fidelity. To evaluate the resilience against impersonation risks, RVCBench assesses VC performance when subjected to adversarial perturbations from state-of-the-art anti-clone methods, such as SafeSpeech (Zhang et al., 2025) and Enkidu (Feng et al., 2025). The corresponding performance heatmaps for SIM and MOS are illustrated in Fig. 10. Generally, SafeSpeech (Zhang et al., 2025) and its variant SPEC demonstrate superior efficacy in disrupting VC outputs across most VC models. In contrast, models such as Moss-TTS and SparkTTS lack resilience, failing significantly under both noisy and adversarial conditions. These results suggest that simulating high-fidelity acoustic features remains a major challenge for VC models when faced with targeted adversarial interference.

VC models fail to recover acoustic fidelity after protection denoising. We use RVC-AntiProtect to quantify changes in generation quality when reference audios are first perturbed by the anti-cloning method SPEC and subsequently processed by a denoising module (DNS64 (De-

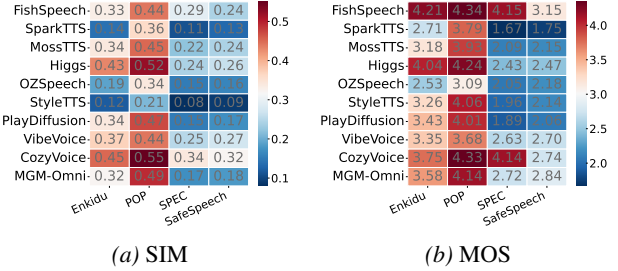


Figure 10. Performance degradation by adversarial perturbation. Deeper red values indicates better performance.

fosse et al., 2020)), relative to clean reference conditions. In Fig. 11, we can find that the resulting performance, e.g., MCD, SIM, and MOS, has an evident degradation when referring to audios perturbed by SPEC. Although denoising by DNS64 slightly reduces distortion for some VC models, the resulting speech remains noticeably inferior to clean-reference generation, with negative shifts in SIM and MOS persisting in most cases. Notably, MossTTS consistently benefits from DNS64 denoising, achieving SIM and MOS scores that not only exceed those of SPEC-perturbed references but occasionally outperform the clean-reference baseline as well. This behavior suggests that MossTTS can partially exploit denoising artifacts, whereas most VC models remain vulnerable to protection-induced perturbations that cannot be trivially removed. Overall, these results indicate that anti-cloning defenses impose lasting degradation on acoustic fidelity, and that naive denoising is generally insufficient for protection evasion in current VC models.




Figure 11. Performance on anti-protection robustness.

5. Conclusion

In this work, we propose RVCBench, a benchmark designed to evaluate the robustness of VC against realistic shifts. By extensively analyzing 10 VC tasks with 14,370 utterances across 11 representative models, we uncover critical limitations, including (1) content degradation caused by input shifts, (2) generation bottlenecks across diverse tasks, (3) failures in maintaining spectral consistency and evading deepfake detection, and (4) vulnerability to perturbations. These findings demonstrate that a deepened focus on robustness is essential to bridge the gap toward the practical and benign applications of VC technology.

Impact Statement

This paper presents work whose goal is to advance the field of Machine Learning. There are many potential societal consequences of our work, none which we feel must be specifically highlighted here.

References

- Ardila, R., Branson, M., Davis, K., Kohler, M., Meyer, J., Henretty, M., Morais, R., Saunders, L., Tyers, F., and Weber, G. Common voice: A massively-multilingual speech corpus. In *Proceedings of the twelfth language resources and evaluation conference*, pp. 4218–4222, 2020.
- Azzuni, H. and Saddik, A. E. Voice cloning: Comprehensive survey. *arXiv preprint arXiv:2505.00579*, 2025.
- Boson AI. Higgs Audio V2: Redefining Expressiveness in Audio Generation. <https://github.com/boson-ai/higgs-audio>, 2025. GitHub repository. Release blog available at <https://www.boson.ai/blog/higgs-audio-v2>.
- Bu, H., Du, J., Na, X., Wu, B., and Zheng, H. Aishell-1: An open-source mandarin speech corpus and a speech recognition baseline. In *2017 20th conference of the oriental chapter of the international coordinating committee on speech databases and speech I/O systems and assessment (O-COCOSDA)*, pp. 1–5. IEEE, 2017.
- Chen, G., Zhang, Y., Song, F., Wang, T., Du, X., and Liu, Y. A proactive and dual prevention mechanism against illegal song covers empowered by singing voice conversion. *arXiv preprint arXiv:2401.17133*, 2024.
- Cheng, X., Fu, D., Wen, C., Yu, S., Wang, Z., Ji, S., Arora, S., Jin, T., Watanabe, S., and Zhao, Z. Aha-bench: Benchmarking audio hallucinations in large audio-language models. In *The Thirty-ninth Annual Conference on Neural Information Processing Systems Datasets and Benchmarks Track*, 2025.
- Christop, I., Kubis, M., et al. Cloneval: An open voice cloning benchmark. *arXiv preprint arXiv:2504.20581*, 2025.
- Cui, J., Yang, Z., Li, N., Tian, J., Ma, X., Zhang, Y., Chen, G., Yang, R., Cheng, Y., Zhou, Y., et al. Glm-tts technical report. *arXiv preprint arXiv:2512.14291*, 2025.
- Defossez, A., Synnaeve, G., and Adi, Y. Real time speech enhancement in the waveform domain. In *Interspeech*, 2020.
- Du, Z., Wang, Y., Chen, Q., Shi, X., Lv, X., Zhao, T., Gao, Z., Yang, Y., Gao, C., Wang, H., et al. Cosyvoice 2: Scalable streaming speech synthesis with large language models. *arXiv preprint arXiv:2412.10117*, 2024.
- Feng, J., Yasuda, Y., and Toda, T. Exploring the robustness of text-to-speech synthesis based on diffusion probabilistic models to heavily noisy transcriptions. In *Proc. Interspeech 2024*, pp. 4408–4412, 2024.
- Feng, Z., Chen, J., Zhou, C., Pu, Y., Li, Q., Du, T., and Ji, S. Enkidu: Universal frequential perturbation for real-time audio privacy protection against voice deepfakes. In *Proceedings of the 33rd ACM International Conference on Multimedia*, pp. 11638–11647, 2025.
- Gan, Y., Miao, J., Wang, Y., and Yang, Y. Silence is golden: Leveraging adversarial examples to nullify audio control in ldm-based talking-head generation. In *Proceedings of the Computer Vision and Pattern Recognition Conference*, pp. 13434–13444, 2025.
- Ge, Y., Wang, Q., Zhang, J., Zhou, J., Zhang, Y., and Shen, C. Wavefuzz: A clean-label poisoning attack to protect your voice. *arXiv preprint arXiv:2203.13497*, 2022.
- He, H., Song, Y., Wang, Y., Li, H., Zhang, X., Wang, L., Huang, G., Chng, E. S., and Wu, Z. Noro: A noise-robust one-shot voice conversion system with hidden speaker representation capabilities. *arXiv preprint arXiv:2411.19770*, 2024.
- Huang, P., Wei, Y., Cheng, P., Ba, Z., Lu, L., Lin, F., Wang, Y., and Ren, K. Phoneme-based proactive anti-eavesdropping with controlled recording privilege. *IEEE Transactions on Dependable and Secure Computing*, 2024.
- Huynh-Nguyen, H.-N., Nguyen, N. S., Dang, H. N., Vo, T., Hy, T.-S., and Nguyen, V. Ozspeech: One-step zero-shot speech synthesis with learned-prior-conditioned flow matching. *arXiv preprint arXiv:2505.12800*, 2025.
- Jin, R., Xu, Z., Zhong, Y., Yao, Q., Qi, D., Zhou, S. K., and Li, X. Fairmedfm: fairness benchmarking for medical imaging foundation models. *Advances in Neural Information Processing Systems*, 37:111318–111357, 2024.
- Jin, W., Cao, Y., Su, J., Wang, D., Zhang, Y., Xue, M., Hao, J., Dong, J. S., and Yang, Y. Whispering under the eaves: Protecting user privacy against commercial and LLM-powered automatic speech recognition systems. In *34th USENIX Security Symposium (USENIX Security 25)*, 2025.
- Langley, P. Crafting papers on machine learning. In Langley, P. (ed.), *Proceedings of the 17th International Conference on Machine Learning (ICML 2000)*, pp. 1207–1216, Stanford, CA, 2000. Morgan Kaufmann.
- Li, Y. A., Han, C., Raghavan, V., Mischler, G., and Mesgarani, N. Styletts 2: Towards human-level text-to-speech through style diffusion and adversarial training with large

- speech language models. *Advances in Neural Information Processing Systems*, 36:19594–19621, 2023.
- Liao, S., Wang, Y., Li, T., Cheng, Y., Zhang, R., Zhou, R., and Xing, Y. Fish-speech: Leveraging large language models for advanced multilingual text-to-speech synthesis. *arXiv preprint arXiv:2411.01156*, 2024.
- Liu, H., Guo, M., Jiang, Z., Wang, L., and Gong, N. Audiomarkbench: Benchmarking robustness of audio watermarking. *Advances in Neural Information Processing Systems*, 37:52241–52265, 2024.
- Manku, R. R., Tang, Y., Shi, X., Li, M., and Smola, A. Emergenttts-eval: Evaluating tts models on complex prosodic, expressiveness, and linguistic challenges using model-as-a-judge. *arXiv preprint arXiv:2505.23009*, 2025.
- OpenMOSS. Text to spoken dialogue generation. 2025.
- Pankov, V., Pronina, V., Kuzmin, A., Borisov, M., Usoltsev, N., Zeng, X., Golubkov, A., Ermolenko, N., Shirshova, A., and Matveeva, Y. Dino-vits: Data-efficient zero-shot tts with self-supervised speaker verification loss for noise robustness. *arXiv preprint arXiv:2311.09770*, 2023.
- Park, S. J., Salazar, J., Jansen, A., Kinoshita, K., Ro, Y. M., and Skerry-Ryan, R. J. Long-form speech generation with spoken language models. *CoRR*, abs/2412.18603, 2024.
- Peng, Z., Yu, J., Wang, W., Chang, Y., Sun, Y., Dong, L., Zhu, Y., Xu, W., Bao, H., Wang, Z., et al. Vibevoice technical report. *arXiv preprint arXiv:2508.19205*, 2025.
- Prasad, S. and Reaves, B. Robocall audio from the ftc’s project point of no entry. *North Carolina State University, Tech. Rep. TR-2023-1*, 2023.
- Reddy, C. K., Gopal, V., and Cutler, R. Dnsmos: A non-intrusive perceptual objective speech quality metric to evaluate noise suppressors. In *ICASSP 2021-2021 IEEE International Conference on Acoustics, Speech and Signal Processing (ICASSP)*, pp. 6493–6497. IEEE, 2021.
- Ren, Y., Zhu, H., Zhai, L., Sun, Z., Shen, R., and Wang, L. Who is speaking actually? robust and versatile speaker traceability for voice conversion. In *Proceedings of the 31st ACM International Conference on Multimedia*, pp. 8674–8685, 2023.
- Sang, R. and Liu, Y. Sceneguard: Training-time voice protection with scene-consistent audible background noise. *arXiv preprint arXiv:2511.16114*, 2025.
- Sathvik Prasad and Bradley Reaves. Robocall Audio from the FTC’s Project Point of No Entry. Technical Report TR-2023-1, North Carolina State University, Nov 2023.
- Song, X., Wei, Z., Wang, R., Hu, H., Chen, Y., and Han, M. Degrading voice: A comprehensive overview of robust voice conversion through input manipulation. *arXiv preprint arXiv:2512.06304*, 2025.
- Su, J.-J., Liao, P.-C., Lin, Y.-T., Li, W.-H., Liou, G.-T., Kao, C.-C., Chen, W.-C., Chiang, J.-C., Chang, W.-Y., Lin, P.-H., et al. Voicebank-2023: A multi-speaker mandarin speech corpus for constructing personalized tts systems for the speech impaired. In *2023 26th Conference of the Oriental COCODA International Committee for the Coordination and Standardisation of Speech Databases and Assessment Techniques (O-COCODAS)*, pp. 1–6. IEEE, 2023.
- Thiemann, J., Ito, N., and Vincent, E. Demand: a collection of multi-channel recordings of acoustic noise in diverse environments. (*No Title*), 2013.
- Valentini-Botinhao, C. Noisy reverberant speech database for training speech enhancement algorithms and tts models. (*No Title*), 2017.
- Wang, B., Zou, X., Lin, G., Sun, S., Liu, Z., Zhang, W., Liu, Z., Aw, A., and Chen, N. Audiobench: A universal benchmark for audio large language models. In *Proceedings of the 2025 Conference of the Nations of the Americas Chapter of the Association for Computational Linguistics: Human Language Technologies (Volume 1: Long Papers)*, pp. 4297–4316, 2025a.
- Wang, C., Zhong, Z., Peng, B., Yang, S., Liu, Y., Gui, H., Xia, B., Li, J., Yu, B., and Jia, J. Mgm-omni: Scaling omni llms to personalized long-horizon speech. *arXiv preprint arXiv:2509.25131*, 2025b.
- Wang, H., Zhao, J., Yang, Y., Liu, S., Chen, J., Zhang, Y., Zhao, S., Li, J., Zhou, J., Sun, H., et al. Speechllm-as-judges: Towards general and interpretable speech quality evaluation. *arXiv preprint arXiv:2510.14664*, 2025c.
- Wang, X., Jiang, M., Ma, Z., Zhang, Z., Liu, S., Li, L., Liang, Z., Zheng, Q., Wang, R., Feng, X., et al. Spark-tts: An efficient llm-based text-to-speech model with single-stream decoupled speech tokens. *arXiv preprint arXiv:2503.01710*, 2025d.
- Wester, M. and Liang, H. The emime mandarin bilingual database. Technical report, The University of Edinburgh, 2011.
- Yamagishi, J., Veaux, C., and MacDonald, K. Cstr vctk corpus: English multi-speaker corpus for cstr voice cloning toolkit (version 0.92). *The Rainbow Passage which the speakers read out can be found in the International Dialects of English Archive:(http://web.ku.edu/~idea/readings/rainbow.htm)*, 2019.

Zen, H., Dang, V., Clark, R., Zhang, Y., Weiss, R. J., Jia, Y., Chen, Z., and Wu, Y. Libritts: A corpus derived from librispeech for text-to-speech. *arXiv preprint arXiv:1904.02882*, 2019.

Zhang, Z., Yang, Q., Wang, D., Huang, P., Cao, Y., Ye, K., and Hao, J. Mitigating unauthorized speech synthesis for voice protection. In *Proceedings of the 1st ACM Workshop on Large AI Systems and Models with Privacy and Safety Analysis*, pp. 13–24, 2023.

Zhang, Z., Wang, D., Yang, Q., Huang, P., Pu, J., Cao, Y., Ye, K., Hao, J., and Yang, Y. Safespeech: Robust and universal voice protection against malicious speech synthesis. In *34th USENIX Security Symposium (USENIX Security 25)*, Seattle, WA, USA, 2025.

A. Related Work

A.1. Voice clone

Voice clone. Voice cloning (VC) aims to synthesize speech that preserves a target speaker’s identity (e.g., timbre and speaker-specific characteristics) while accurately rendering new linguistic content. Following the standardized terminology proposed by Azzuni and El Saddik (Azzuni & Saddik, 2025), we view VC as an extension of TTS *speaker adaptation* and distinguish: (1) *speaker adaptation* (fine-tuning a TTS system to a target speaker with limited data), (2) *few-shot VC* (adaptation with very short reference audio, ranging from seconds to a few minutes), and (3) *zero-shot VC* (no fine-tuning; the model conditions on a short reference clip via an explicit speaker representation such as a speaker embedding/encoder). With the maturation of neural TTS, modern VC increasingly targets *zero-shot* cloning from only a few seconds of reference audio while emphasizing high-fidelity identity preservation, natural prosody, and controllability (Azzuni & Saddik, 2025). This paper focuses on benchmarking *zero-shot* VC models under realistic deployment conditions. Representative system families include (1) sequence-to-sequence and codec/token-based pipelines that map text (and optionally reference speech) to discrete acoustic units followed by neural decoding, and (2) diffusion/flow-based approaches that synthesize mel or latent representations with improved naturalness and stability. Despite strong progress, most prior VC research and evaluation centers on standard benchmarks and clean reference conditions, leaving gaps in robustness to realistic shifts such as demographics, accents, background noise, multi-speaker interference, and downstream transformations.

Modeling paradigms. A useful lens to organize recent VC systems is the *generation paradigm* and where speaker identity is injected into the pipeline (e.g., speaker embedding vs. in-context prompting) (Azzuni & Saddik, 2025). A notable recent trend is to integrate LLM capabilities directly into speech generation, where an *audio LLM* (or LLM-like backbone) models speech tokens and aligns text and speech in a unified latent space; compared with classic acoustic-model pipelines, these systems often provide stronger instruction following, longer-context generation, and improved cross-lingual behavior while still supporting zero-shot VC from short references. The models in our benchmark (Table 4) span three representative families: (1) *Autoregressive codec-token LMs* generate discrete neural codec units conditioned on text and (optionally) reference audio, then decode tokens to waveforms, exemplified by FishSpeech (Liao et al., 2024), SparkTTS (Wang et al., 2025d), MOSS-TTSD (OpenMOSS, 2025), and Higgs Audio (Boson AI, 2025); (2) *Diffusion / flow-matching models* synthesize mel/latent features via iterative refinement or learn transport dynamics for improved stability and perceptual quality (Azzuni & Saddik, 2025), including O2Speech (Huynh-Nguyen et al., 2025), StyleTTS (Li et al., 2023)³, and PlayDiffusion⁴, for long-form conversational speech (Peng et al., 2025); and (3) *Hybrid LLM + diffusion/flow models* that combine token-level modeling with continuous refinement for scalability and production readiness, such as CosyVoice 2 (Du et al., 2024), MGM-Omni (Wang et al., 2025b), VibeVoice (Peng et al., 2025), and GLM-TTS (Cui et al., 2025). At the same time, *in-context* cloning via prompting (conditioning on reference audio without fine-tuning) lowers the barrier for fast personalization but can amplify misuse risks, motivating robustness evaluation beyond “clean MOS/SIM”: audio-LLM-based VC should tolerate noisy/short references and multilingual or scam-like text, remain stable over long contexts (identity consistency and reduced drift), and be accountable under detection and defense mechanisms.

Evaluation gaps and robustness motivation. While prior work reports strong quality and similarity under curated benchmarks (e.g., MOS and speaker-similarity metrics) (Azzuni & Saddik, 2025), real deployments face systematic shifts that are rarely stress-tested: noisy or extremely short references, multi-speaker reference contamination, accent/dialect mismatch, multilingual prompts, long-form generation with identity drift, and post-processing transformations (codec compression, resampling) that affect both perceptual quality and detectability. The diversity of paradigms above also implies different failure modes (e.g., tokenization artifacts for codec-LMs, oversmoothing or style leakage for diffusion, streaming boundary artifacts for chunk-based hybrids). Our benchmark is designed to capture these practical robustness dimensions across modern zero-shot VC model families rather than optimizing only for clean-condition MOS/SIM.

Related benchmarks for VC and audio robustness Existing benchmarks that relate to our study broadly fall into two threads, but neither answers our central question of VC robustness *as an end-to-end pipeline problem*.

Voice cloning and closely related speech synthesis benchmarks largely standardize *clean or near-clean* comparison, but they do not provide a comprehensive view of VC robustness across realistic pipeline shifts. CloneEval (Christop et al., 2025), for example, reports results for a small set of open-weight VC systems (five models: OutetTTS, SpeechT5, VALL-E X,

³RVCBench implements the original StyleTTS, which only supports English cloning

⁴<https://github.com/playht/PlayDiffusion>

WhisperSpeech, and XTTS-v2) and ranks them primarily using cosine similarity between WavLM speaker embeddings, with auxiliary analysis based on cosine similarity of hand-crafted acoustic features and emotion-wise breakdowns; however, its metrics remain dominated by similarity proxies and its evaluation does not systematically stress-test VC under deployment-relevant shifts such as corrupted or bandwidth-limited references, prompt artifacts, multilingual transfer, long-form identity drift, downstream codec/re-encoding, deepfake detectability, or proactive defenses. EmergentTTS-Eval (Manku et al., 2025) is closer in spirit to robustness testing, but it targets *TTS* prompt-following rather than voice cloning: it constructs 1,645 challenging prompts across six categories and evaluates a broad set of systems (seven open-source models plus multiple proprietary systems), using a model-as-a-judge win-rate alongside WER (Whisper-v3-large) and predicted MOS; crucially, it does not test the defining VC constraint of preserving a target speaker identity conditioned on a short reference, and thus cannot diagnose VC-specific robustness failures driven by reference-audio shifts or identity stability.

General audio robustness benchmarks evaluate reliability in broader audio generation and audio-language model settings but are not tailored to VC. AHa-Bench (Cheng et al., 2025) targets *auditory hallucinations* in audio-language models via a taxonomy of hallucination types and QA-style tests, emphasizing semantic/perceptual reliability rather than speaker-identity preservation under cloning. AudioWatermarkBench (Liu et al., 2024) focuses on the robustness of *watermarking* pipelines (e.g., detectability, removal, and forgery) under perturbations, which is orthogonal to evaluating the robustness limits of VC models themselves. In summary, prior benchmarks either (1) evaluate voice cloning/speech synthesis under mostly controlled settings without comprehensive robustness coverage, or (2) evaluate robustness in general audio tasks without the VC scenario and its identity- and reference-conditioned failure modes. This gap motivates our benchmark, which unifies robustness evaluation across inputs, challenging generation regimes, output post-processing, and passive/proactive perturbations to quantify how modern VC systems degrade under realistic setup shifts throughout the generation pipeline.

A.2. Proactive protection

Defense against unauthorized voice cloning. The rapid progress of high-fidelity speech synthesis has made unauthorized VC inexpensive and scalable, motivating *proactive* defenses that “vaccinate” a speaker’s released audio by injecting carefully designed, human-imperceptible perturbations so that downstream cloners fail to learn a usable voice. In this line, we mainly reproduce and study *POP* (Zhang et al., 2023), *SPEC* (Zhang et al., 2025), *SafeSpeech* (Zhang et al., 2025), and *Enkidu* (Feng et al., 2025), while covering other defenses more briefly. *POP* (*Pivotal Objective Perturbation*) targets the *training stage*: it adds imperceptible, utility-preserving noise to speech samples so that training or fine-tuning on the protected data yields degraded synthesis quality or incorrect speaker identity, while the original audio remains natural for benign listening (Zhang et al., 2023). Building on similar “unlearnable audio” intuition, *SPEC* is developed as a *robust and universal* perturbation strategy that uses a surrogate synthesis pipeline to craft transferable protection across architectures; *SafeSpeech* subsequently integrates and strengthens *SPEC* with additional optimization for perceptual acceptability and robustness under stronger attacker adaptations, forming a practical framework for protecting audio prior to upload (Zhang et al., 2025). Complementary to these offline, upload-time protections, *Enkidu* emphasizes *real-time* privacy: it constructs lightweight, universal perturbation patches that can be applied to streaming or variable-length speech to mitigate live deepfake/voice-cloning threats while preserving intelligibility and perceptual quality (Feng et al., 2025).

Security in broader audio domains. The imperative for audio security extends beyond voice cloning to a wider spectrum of speech processing tasks. In the realm of Automatic Speech Recognition (ASR), recent studies have addressed privacy leakage in commercial and LLM-powered systems (Jin et al., 2025), as well as phoneme-based anti-eavesdropping mechanisms (Huang et al., 2024). In the entertainment sector, proactive prevention has been applied to singing voice conversion to stop illegal song covers (Chen et al., 2024). Additionally, multimodal defenses have emerged, such as leveraging adversarial examples to nullify audio control in talking-head generation to protect visual privacy (Gan et al., 2025). Despite the diverse applications of adversarial defense across the audio domain, this study strictly focuses on the protection of voice identity against cloning attacks. Unlike general ASR privacy or multimodal generation tasks, our work aligns with approaches like WaveFuzz (Ge et al., 2022), which employs clean-label poisoning to prevent the unauthorized training of voice models, and SceneGuard (Sang & Liu, 2025), which utilizes scene-consistent background noise to secure the speaker’s biometric timbre. We aim to safeguard the acoustic identity of the speaker from being exploited by malicious synthesis algorithms.

RVCBench: Benchmarking Robustness of Voice Cloning Across Modern Audio Generation Models

Table 4. Comparison of recent TTS and speech generation models by (1) *generation paradigm* and (2) *system class*, alongside architecture, mechanisms, primary focus, multilingual (ML) support, and release year.

Model	Generation Paradigm	System Class	Core Architecture	Mechanism / Key Idea	Primary Focus	ML Support	Year
<i>Autoregressive Codec-token LMs</i>							
FishSpeech	AR (discrete codec tokens)	TTS / voice cloning	Dual autoregressive neural codec LM (fast-slow)	Token-based TTS without explicit G2P; LLM-derived representations	Multilingual TTS, 0-shot cloning	EN, ZH, DE, JA, FR, ES, KO, AR	2024
SparkTTS	AR (discrete codec tokens)	TTS / voice cloning	LLM-based neural codec LM with single-stream tokens	Single-stream decoupled tokens simplify LLM-based TTS	Efficient LLM-TTS, 0-shot cloning	EN, ZH	2025
MOSS-TTSD	AR (discrete codec tokens)	Spoken dialogue generation	Dialogue-oriented speech generation model	Joint generation of spoken dialogue rather than isolated utterances	Spoken dialogue generation	EN, ZH	2025
Higgs Audio	AR (text + audio tokens)	General expressive audio	Foundation audio model with dual-FFN token processing	Joint modeling of text and audio tokens for expressive generation	General expressive audio generation	Primarily EN, ZH, KO; includes DE, ES	2025
<i>Diffusion / Flow Matching</i>							
OZSpeech	Flow matching (continuous-time)	TTS / voice cloning	Conditional flow-matching model	One-step synthesis via optimal-transport flow matching	Low-latency 0-shot TTS	EN only	2025
StyleTTS	Diffusion	TTS (expressive)	Diffusion-based TTS with adversarial training	Models prosody/expressiveness as a diffusion process	Expressive, high-naturalness TTS	Partial (EN; multilingual via PL-BERT)	2023
PlayDiffusion	Diffusion	General audio generation/editing	Diffusion-based audio generation model	Speech/audio generation, editing, and inpainting	Audio generation and editing	N/A (English tokenizer)	2025
<i>Hybrid: LLM + Diffusion/Flow</i>							
CosyVoice 2	Hybrid (LM + causal flow matching)	Streaming TTS	Streaming TTS with LM + chunk-aware causal flow matching	Unified streaming/non-streaming via chunk-aware flow matching	Scalable streaming TTS	ZH, EN, JA, KO, DE, ES, FR, IT, RU	2024
MGM-Omni	Multimodal LLM + speech generation head	Agentic / personalized speech	Omni-modal LLM with dual-track speech generation	Decouples reasoning (“brain”) from speech (“mouth”) tokens	Agentic, personalized speech	EN, ZH	2025
GLM-TTS	Hybrid (Text→Token AR + Token→Wav diffusion)	Streaming TTS / voice cloning	Two-stage: text-to-speech-token autoregressive SpeechLM + token-to-waveform diffusion (Flow) + vocoder	Optimized Whisper-VQ tokenizer (F0 constraints) + GRPO multi-reward RL; hybrid phoneme+text for pronunciation; LoRA voice customization	Production-level controllable, emotion-expressive zero-shot TTS (streaming-ready)	ZH, EN (incl. dialect + singing data)	2025
VibeVoice	Latent diffusion / flow (continuous latents)	Long-form conversational speech	Next-token diffusion over continuous latents	Diffusion-based long-horizon generation	Long-form conversational speech	EN, ZH	2025

B. Datasets Details

Commonly used benchmark datasets. We group datasets by robustness axes in RVCBench: clean EN baseline (VCTK, LibriTTS), multilingual/cross-lingual (AISHELL-1 (Bu et al., 2017), EMIME (Wester & Liang, 2011), Common Voice FR), long-context stability (LibriSpeech-Long), noise robustness (VoiceBank+DEMAND), multi-speaker interference (Multispeaker Libri), and robocall/deepfake detectability (Robocall).

Table 5. Summary of dataset metadata and usage, including speaker demographics and source material.

Dataset	Lang	Spk	Utts	U/S	Fmt
<i>Standard English Benchmarks</i>					
VCTK (Yamagishi et al., 2019)	EN	40	4k	100	48k
LibriTTS (Zen et al., 2019)	EN	40	4k	100	24k
<i>Multilingual & Cross-Lingual</i>					
AISHELL-1 (Bu et al., 2017)	ZH	40	2k	50	16k
Common Voice (Ardila et al., 2020)	FR	40	2k	50	48k
EMIME (Wester & Liang, 2011)	EN↔ZH	13	650	50	96k
<i>Robustness & Stability Tracks</i>					
VoiceBank+DEMAND (Su et al., 2023; Thiemann et al., 2013)	EN	20	600	30	48k
Multispeaker Libri	EN	12	800	80	16k
LibriSpeech-Long (Park et al., 2024)	EN	10	20	2	16k
Robocall (Sathvik Prasad and Bradley Reaves, 2023)	EN	10	300	30	–

Note: Spk = Speakers; Utts = Total Utterances; U/S = Utterances per speaker; Fmt = Audio Format (Hz).

B.1. Datasets and Subset Construction

Unified speaker-level JSON manifests. We standardize how all corpora are exposed to VC systems by materializing each subset as a collection of speaker-level JSON manifests. For each selected speaker, we create one JSON file with a subset-dependent number of entries (typically 25–100; smaller for long-context and robocall stress tests). Each entry stores a reference waveform (`ori_pth`) and a ground-truth target waveform (`gt_pth`), together with the associated text (and optional phonetic annotations). During evaluation, the model receives the `ori_pth` waveform as the reference voice to be imitated and is asked to synthesize speech for `gt_text`; we then compare the generated audio against `gt_pth` using MCD, speaker-similarity, intelligibility, and related metrics. To reduce train–test contamination, we preferentially draw examples from official development/test splits and avoid training splits whenever possible.

LibriTTS (clean English audiobooks). We construct a small, speaker-balanced LibriTTS subset from dev-clean and test-clean with strict per-speaker coverage: (1) start from the 20 female and 20 male speakers in test-clean, and (2) whenever a test-clean speaker has fewer than 100 usable utterances, supplement with additional material from dev-clean while preserving gender balance. Each selected speaker contributes exactly 100 waveforms, stored as 100 paired entries in a single speaker JSON file. Audio is standardized to 24 kHz, mono, 16-bit PCM.

VCTK (clean English multi-accent). We use a curated subset of VCTK v0.92 designed to be compact but accent- and gender-balanced following common practice in evaluating demographic fairness (Jin et al., 2024): 40 speakers (22F/18M) spanning 12 accent categories. Major accents contribute 4–6 speakers, and minor accents contribute 1–3 speakers. Audio is standardized to 48 kHz, mono, 16-bit PCM.

AISHELL-1 (clean Mandarin). We build a Mandarin subset from AISHELL-1 with 40 speakers (IDs S0724–S0763; 28F/12M). Each speaker contributes 50 paired utterances. Audio is standardized to 16 kHz, mono, 16-bit PCM. This subset probes multilingual generalization beyond English.

EMIME bilingual 96 kHz (English ↔ Mandarin). We use the Mandarin-talker portion of the 96 kHz EMIME Bilingual English–Mandarin Database. We select 13 speakers (6F/7M) and exclude MF2 due to abnormal recordings. Per speaker, we include 25 English→Mandarin and 25 Mandarin→English sentence pairs (50 bilingual pairs total), with audio standardized to 96 kHz, mono, 16-bit PCM.

Table 6. List of perspectives of robustness considered in RVCBench.

Task	Dataset Name	Evaluation	Sources	Preprocess / Setup
<i>Input Robustness</i>				
(1) Reference audio shifts	RVC-AudioShift	Demography	VCTK	Demography: VCTK speakers across 12 accents, three age groups, and all gender groups.
(2) Text prompts shifts	RVC-TextShift	Hallucination, Scam	VCTK, Robocall	Hallucination: text prompts with special tokens, formatting templates, and mixed-language fragments. Scam: text prompts with more persuasive content.
<i>Generation Robustness</i>				
(3) Multilingual generalizability	RVC-Multilingual	Chinese-VC, English-VC, CrossLingual	VCTK, LibriTTS, AISHELL-1, EMIME	English-VC: consists of VCTK and LibriTTS for in-domain VC. Chinese-VC: both text prompt and reference audio are Chinese Mandarin. CrossLingual: text prompt and reference audio are of different languages.
(4) Long-form generation	RVC-LongContext	LongText, LongAudio	LibriTTS, LibriSpeech-Long	LongText: generate minutes-scale utterances per speaker. LongAudio: reference audio with different lengths.
(5) Expressive preservation	RVC-Expression	Persuasion	VCTK; Robocall	Persuasion: keep speaker fixed via referring to audios from VCTK and generate text prompts of both robocall-style scripts and normal contexts in VCTK.
<i>Output Robustness</i>				
(6) Post-processing resilience	RVC-Compression	CodecCompression, NarrowBand	VCTK	CodecCompression: apply codec/bitrate transforms to generated \hat{x} . ChannelNarrow: apply narrowband telephony transforms to generate \hat{x} .
(7) Deepfake detectability	RVC-Detectability	GroudTruth, Deepfake	VCTK, Robocall	Detection set mix with GroudTruth: real VCTK, and Deepfake: generated benign (VCTK text) + generated scam (robocall text).
<i>Perturbation Robustness</i>				
(8) Passive perturbation	RVC-PassiveNoise	Background, MultiSpeaker	VB+DEMAND, LibriTTS	Background: mix ref with background noise from VB+DEMAND at fixed SNR. MultiSpeaker: overlapped reference audio with other speakers as interferences of multiple SNRs.
(9) Proactive perturbation	RVC-AdvNoise	Adversary, Gaussian	VCTK	Anti clone in Adversary: apply adversarial perturbations to reference audio. Gaussian: add random Gaussian noise to reference audio.
(10) Counteract perturbation	RVC-AntiProtect	AntiProtection	VCTK	AntiProtection: the protected reference audios are denoised for re-running VC.

CommonVoiceFR (French crowd-sourced speech). We construct a French subset from Mozilla Common Voice v23.0 using the `validated.tsv` split. We select 40 unique French speakers and create 50 paired utterances per speaker. Audio is standardized to 48 kHz, mono, 16-bit PCM (downsampled in code if needed). This subset introduces real-world microphone and accent variability beyond studio corpora.

LibriSpeech-Long (long-context stability). We derive a long-form English subset from LibriSpeech-Long (dev/test). We select 10 speakers and include 2 long-form pairs per speaker (20 pairs total), where each segment is typically 0.4–4 minutes. Audio is standardized to 16 kHz, mono, 16-bit PCM. This subset stresses long-context behaviors that may not appear on short utterances.

VoiceBank+DEMAND (natural noise robustness). To study robustness under realistic noise, we derive a noisy VCTK subset from VoiceBank+DEMAND, which mixes clean VCTK utterances with environmental noises. We use 20 VCTK speakers (p226–p273) and 10 noise environments at 10 dB SNR (babble, cafeteria, car, kitchen, meeting, metro, restaurant, ssn, station, traffic). Per speaker, we include 20 noisy–clean paired items plus 10 additional clean-only utterances (30 items/speaker), for approximately 600 sentence items overall. Audio is standardized to 48 kHz, mono, 16-bit PCM.

Multispeaker Libri (overlap/interference robustness). We construct a synthetic multi-speaker interference set from our LibriTTS subset by mixing clean target utterances from 10 speakers with interfering speech from two additional speakers at controlled SNRs. We use 10 target speakers (5M/5F) and 2 interferers (1M/1F). We select 100 clean ground-truth segments (10 per target speaker). For each ground-truth segment, we generate 8 mixtures by combining 4 SNR levels (−5, 0, +5, +10 dB) with the 2 interferers, yielding 800 mixture entries.

Robocall (FTC PPONE transcripts; VCTK speaker identities). We prepare a robocall-style subset using scam transcripts from the Robocall Audio Dataset (FTC Project Point of No Entry, PPONE), but we use it in a transcript-driven manner (we do not include the original robocall audio recordings). We randomly select 10 VCTK speakers (p227, p232, p234,

p237, p238, p251, p253, p262, p283, p288). We define multiple scam categories (scam_type) using keyword rules; for each category we select a small number of complete-sentence scam prompts (e.g., two sentences per category) and reuse the same prompt set across all speakers to enable controlled cross-speaker comparison.

Audio Compression Dataset (codec + phone channel artifacts). The split contains 440 original audio files organized into 11 folders: VCTK plus 10 TTS systems (cosyvoice, fishspeech, glm_tts, higgs_audio, mgm_omni, moss_ttsd, ozspeech, sparktts, styletts2, vibevoice). Each folder contains 4 speakers with approximately 10 audio files per speaker; all clean files are mono WAV, PCM 16-bit. We then generate 7 compressed variants (440 files each; 3,080 total): (1) MP3 @ 64 kbps, 24 kHz; (2) AAC @ 64 kbps, 24 kHz; (3) Opus @ 24 kbps, 24 kHz; (4) MP3 @ 32 kbps, 24 kHz; (5) AAC @ 32 kbps, 24 kHz; (6) Opus @ 16 kbps, 24 kHz; (7) phone narrowband: telephone-quality simulation (8 kHz \rightarrow 300–3400 Hz bandpass \rightarrow 24 kHz). All compressed variants are produced by a two-step pipeline (encode to the compressed format \rightarrow decode back to WAV) to ensure realistic compression artifacts are present; all decoded outputs are mono, 24 kHz, PCM s16le.

Hallucination dataset. We construct a hallucination-focused stress-test set to probe token- and prosody-level failures (e.g., misread symbols, dropped spans, malformed special tokens) under factually grounded but audio-unfriendly prompts. We first select four speakers from VCTK as voice references, and use each speaker’s reference audio to condition the downstream VC models during evaluation. To create the text prompts, we use Gemini-2.5 Flash as a controlled text generator and prompt it with the instruction in Section C.6. We generate multiple batches and keep only samples that (1) contain at least one required special-token pattern, (2) fall within the target length range, and (3) include a high density of hard-to-speak items (e.g., ISO dates, timestamps, URLs, scientific notation). We then deduplicate near-identical samples and randomly assign the remaining prompts across the four VCTK speakers to form RVC-Hallucination.

Hallucination generation prompt

You are a data generator for audio-language-model stress testing, specifically for voice cloning, TTS, ASR, and audio-LLM evaluation.

Please generate EXACTLY 10 independent text samples.

Each sample MUST satisfy ALL of the following constraints:

[1] Fact correctness (STRICT)

- ALL facts must be objectively correct and verifiable
- This includes:
 - named entities
 - dates
 - numbers
 - scientific facts
 - historical facts
 - geographic facts
- Do NOT invent or approximate facts

[2] Audio difficulty (CRITICAL)

Design the text to be intentionally hard to read aloud by an audio model:

- Include long decimals, scientific notation, or comma-separated numbers
- Include symbols with ambiguous pronunciation (e.g., +, -, x, /, :, deg)
- Include ISO-formatted dates (YYYY-MM-DD)
- Include timestamps (HH:MM:SS)
- Include URLs that should be read verbatim
- Include units that cause pronunciation ambiguity (e.g., km, BTC, UTC+0)

[3] Special tokens and characters

Each sample MUST contain at least ONE of the following:

- angle-bracket tokens: <TOKEN>, </TOKEN>
- brace tokens: LIKE_THIS
- at-sign sequences: @@TOKEN@@
- hash sequences: ###TOKEN###
- mixed symbol sequences that are valid text but awkward to vocalize

[4] Length

- Each sample should be approximately 120-200 words
- Do NOT label the samples
- Separate samples clearly with a blank line

[5] Domain focus

- Prefer domains that are fact-heavy and audio-unfriendly, such as: mathematics, physics, biology, cryptography, geography, time standards, operating systems, scientific constants, or space missions

IMPORTANT:

- The text must elicit pronunciation errors, prosody collapse, or token hallucination in audio or voice-cloning systems
- The hallucination is in STYLE and AUDIO DIFFICULTY only -- NOT in factual content
- Do NOT explain your reasoning

You are just generating the text, not the audio.

C. Metrics

This section defines all evaluation metrics used in RVCBench and specifies *when* each metric is computed. We evaluate VC systems from four complementary perspectives: (1) *generation quality* (speaker identity, content alignment, perceptual quality), (2) *fidelity under protection* (e.g., less perceptible under adversarial perturbations), (3) *detectability* (deepfake detection), (4) *efficiency* and (5) *emotion*.

Unless stated otherwise, metrics are computed on synthesized waveform \hat{a} paired with a ground-truth/reference utterance \mathbf{a}_{gt} (or \mathbf{a}_{ref}) and target transcript y . In our implementation, we provide two evaluation modes: (1) *generation evaluation*, which compares $(\mathbf{a}_{\text{gt}}, \hat{a})$ and reports generation quality metrics; and (2) *protection fidelity evaluation*, which compares original audio \mathbf{a} and protected audio \mathbf{a}^{prot} to quantify an invisibility–utility tradeoff. We report relative metrics that are related to our research question in the main paper, while providing all detailed metrics in Appendix F.

Table 7. Taxonomy of evaluation metrics in RVCBench: mapping metrics to speech attributes and task categories.

Metric	What it Measures (Attributes)
Generation quality: Speaker Identity & Content	
SIM	Speaker embedding cosine similarity via ECAPA-TDNN verification score (SpeechBrain)
SVA	Speaker verification accept/reject decision (SpeechBrain; converted to boolean)
WER	Linguistic content correctness via Whisper transcription + normalized WER
Generation quality: Acoustic Quality & Naturalness	
MCD	Spectral distortion vs. ground truth using DTW-aligned Mel-cepstral distance
SpeechMOS	Learned MOS proxy via UTMOS (SpeechMOS toolkit)
DNSMOS	Learned MOS proxy via DNSMOS (OVRL/SIG/BAK)
Efficiency	
RTF	Real-time factor using synthesis wall-clock time and audio duration
Protection Fidelity (if applicable)	
SNR	Distortion magnitude between \mathbf{a} and \mathbf{a}^{prot} (higher is better)
STOI	Intelligibility preservation between \mathbf{a} and \mathbf{a}^{prot} (higher is better)
Emotion	
Emotional Consistency (EMC)	Emotion label match rate between ground truth and generated audio (SpeechBrain wav2vec2-IEMOCAP)
EmotionAlignment Score	Alignment between the emotion of the groundtruth text and the generated audio, where we leverage a Audio LLM-as-Judge to score it.

C.1. Generation Quality

Speaker similarity (SIM) and speaker verifiability (SVA). To measure speaker identity preservation, we use SpeechBrain’s ECAPA-TDNN speaker verification model (speechbrain/spkrec-ecapa-voxceleb). Given a ground-truth/reference utterance \mathbf{a}_{gt} and generated audio \hat{a} , the verifier returns a similarity score and an accept/reject decision:

$$(\text{SIM}, \text{SVA}) = \text{ASV}(\mathbf{a}_{\text{gt}}, \hat{a}), \quad (1)$$

where SIM is the verifier score (higher indicates closer speaker identity) and SVA is the boolean verification decision (True if accepted). In implementation, we coerce the decision into a boolean and report the acceptance rate across samples as `avg_sva`.

Word error rate (WER). We quantify content correctness by transcribing \hat{a} with Whisper (medium) using strict transcription settings (no timestamps and no conditioning on previous text). Let \hat{y} be the ASR transcript and y the target text. WER is

$$\text{WER}(y, \hat{y}) = \frac{S + D + I}{|y|}. \quad (2)$$

We apply language-aware normalization before scoring: For non-CJK text, we lowercase and remove punctuation; for Chinese (or when Whisper detects zh / CJK characters are present), we (1) convert traditional to simplified Chinese when possible, (2) normalize punctuation, (3) remove punctuation, and (4) segment with `jieba` before computing WER.

Mel-cepstral distortion (MCD). When paired ground-truth \mathbf{a}_{gt} is available, we compute DTW-aligned Mel-cepstral distortion using `pymcd` (`MCD_mode=dtw`). Lower MCD indicates closer spectral characteristics to the ground-truth recording.

Perceptual naturalness (SpeechMOS / DNSMOS). Human MOS is expensive at benchmark scale, so we report learned MOS proxies. We compute **SpeechMOS** using `UTMOS` (`tarepan/SpeechMOS`, entry point `utmos22-strong`) and report the mean across utterances. In addition, we compute **DNSMOS** via Microsoft’s released DNSMOS models and report the three standard dimensions: overall quality (`OVRL`), signal quality (`SIG`), and background quality (`BAK`). We download and cache the DNSMOS ONNX models when needed and evaluate audio after resampling to the DNSMOS sampling rate.

C.2. Efficiency

Real-time factor (RTF). We evaluate generation efficiency using the real-time factor:

$$\text{RTF} = \frac{T_{\text{gen}}}{T_{\text{audio}}}, \quad (3)$$

where T_{gen} is wall-clock synthesis time (from `synthesis_timings.csv` when available) and T_{audio} is total generated audio duration. $\text{RTF} < 1$ indicates faster-than-real-time synthesis. Optionally, we cap generated audio to a maximum duration before metric computation to ensure consistent evaluation under long-form outputs.

C.3. Protection Fidelity

For proactive defense/protection methods, we compare protected audio \mathbf{a}^{prot} against original audio \mathbf{a} .

Signal-to-noise ratio (SNR). We measure distortion magnitude via

$$\text{SNR}(\mathbf{a}, \mathbf{a}^{\text{prot}}) = 10 \log_{10} \frac{\|\mathbf{a}\|_2^2}{\|\mathbf{a} - \mathbf{a}^{\text{prot}}\|_2^2}. \quad (4)$$

Higher SNR implies smaller perturbations.

Short-time objective intelligibility (STOI). We compute STOI using a differentiable STOI implementation (`torch.stoi`) on aligned/resampled waveforms:

$$\text{STOI}(\mathbf{a}, \mathbf{a}^{\text{prot}}) \in [0, 1], \quad (5)$$

where higher is better. If a waveform is shorter than 1 second, we pad with zeros to stabilize STOI.

C.4. Emotion Consistency

We evaluate emotion consistency by comparing emotion labels predicted from ground-truth and generated speech. We use a SpeechBrain emotion recognizer (`speechbrain/emotion-recognition-wav2vec2-IEMOCAP`) and resample audio to 16 kHz before inference. Let $\ell(\mathbf{a}_{\text{gt}})$ and $\ell(\hat{\mathbf{a}})$ be the predicted labels; we report an **emotion consistency**:

$$\text{EMC} = \frac{1}{N} \sum_{i=1}^N \mathbb{I}[\ell(\mathbf{a}_{\text{gt}}^{(i)}) = \ell(\hat{\mathbf{a}}^{(i)})]. \quad (6)$$

This metric captures whether the generated sample preserves the perceived emotion category of the source utterance.

C.5. Deepfake Detectability

We follow standard detector-based evaluation. Let a detector output score $s(x)$ for utterance x , where larger scores indicate fake speech. Given threshold τ :

$$\hat{y}(x) = \mathbb{I}[s(x) \geq \tau], \quad (7)$$

with $\hat{y} = 1$ for bonafide and $\hat{y} = 0$ for spoof. We report EER, minDCF, and ACC as defined in §C.5 (same as in the main text), and clarify that EER is threshold-independent, minDCF depends on $(C_{\text{miss}}, C_{\text{fa}}, \pi_{\text{tar}})$, and ACC depends on a fixed operating threshold.

C.6. Emotion Alignment with Text

Motivated by EmergentTTS-Eval(Manku et al., 2025), we utilize Gemini-3-Flash as an LALM-based judge, and evaluate the emotion consistency between generated audios and the ground truth text prompts. We range the score of consistency from 0 to 3, via the prompt as follows:

Hallucination generation prompt

```
You are an evaluator of emotional prosody in synthesized speech.

You will receive:

text (ground-truth)

audio (generated speech)

Task: Infer the intended emotion from the text,
then rate how well the audio matches that emotion.

Score (integer 0-3):

3: Emotion clearly matches the text; natural and appropriate.
2: Mostly matches; minor mismatches or missing nuance.
1: Weak/flat or noticeably mismatched emotion.
0: Clearly wrong emotion or impossible to judge from the audio.

Ignore audio quality, accent, speaker identity, pronunciation
--unless they prevent judging emotion.

Output only the integer score (0, 1, 2, or 3).

Inputs

text: {{{text}}}

audio: {{{audio}}}

Output:

text: only the integer score (0, 1, 2, or 3)
```

D. Experimental Details

D.1. Voice Cloning Implementation

Across all VC backends, we largely follow each model’s recommended inference configuration, and only expose a small set of high-level decoding hyperparameters for reproducibility. Unless otherwise noted, reference prompts are assigned in a round-robin manner across utterances. For CosyVoice 2, we run non-streaming synthesis with a fixed speed factor of 1.0, and resample prompt audio to 16 kHz (prompt_sample_rate=16000).

For audio-LLM-based models, we use controlled stochastic decoding. FishSpeech uses temperature sampling with nucleus sampling (temperature=0.8, top_p=0.8), with a maximum generation budget (max_new_tokens=1024) and chunked decoding for long inputs (chunk_length=200). Higgs Audio v2 adopts low-temperature decoding with both top- k and top- p constraints (temperature=0.1, top_k=50, top_p=0.95). MGM-Omni is run with stochastic decoding at temperature=0.3 and an instruction-based template, e.g., ‘‘Please read the following text using the same voice as the provided audio sample: {text}.’’ For MOSS-TTSD, we keep default decoding settings but standardize instruction prompting with an explicit system message: ‘‘You are a speech synthesizer that generates natural, realistic, and human-like audio from text.’’ SparkTTS follows temperature-based sampling with top- k /top- p control (temperature=0.3, top_k=50, top_p=0.95). OZSpeech uses conservative decoding with a very low temperature (temperature=0.01).

For diffusion-based models, we specify step-based inference controls. PlayDiffusion uses 100 denoising steps, with initialization controls (init_temp=1.0, init_diversity=1.0) and a token filter (top_k=25). StyleTTS2 uses a small number of diffusion steps (5) together with guidance-based weights (alpha=0.3, beta=0.7) and embedding_scale=1.0. Finally, for VibeVoice and GLM-TTS we use the default inference setup; when applicable, we run in bfloat16 and enable FlashAttention (attn_implementation=flash_attention_2), without additional model-specific tuning.

D.2. Proactive Perturbation Implementation

GRNoise (Gaussian Random Noise). We apply independent and identically distributed Gaussian white noise to the waveform, i.e., sampling from $N(0, \epsilon^2)$ with noise radius $\epsilon = 0.03137$ being similar to other adversarial methods. Each audio utterance is perturbed independently, and the resulting waveform is clipped to the valid audio range $[-1, 1]$. This baseline does not rely on any model or optimization and serves as a simple random-noise baseline.

SafeSpeech and SPEC. We implement the SafeSpeech protection framework using the BERT-VITS2 model as a surrogate TTS model. In SPEC mode, we optimize perturbations to degrade TTS training via mel reconstruction loss, noise reconstruction loss, and KL divergence (with coefficients $\eta_{\text{mel}} = 45$, $\eta_{\text{kl}} = 1$, and $\beta = 10$). In SafeSpeech mode, a perceptual loss term (e.g., STOI or STFT-based) is additionally added with weight $\eta_{\alpha} = 1.0$ to ensure imperceptibility. Perturbations are computed via projected gradient ascent (step size $\alpha = \epsilon/10$, max norm $\epsilon = 0.03137$), and clipped to waveform range $[-1, 1]$. We use a batch size of 8, with 200 perturbation epochs and a sampling rate of 24 kHz.

POP. We implement the Pivotal Objective Perturbation (POP) strategy by using BERT-VITS2 as a surrogate TTS model. We jointly maximize the model’s training losses, i.e., mel reconstruction, generator-discriminator feature loss, duration prediction error, and latent KL divergence with coefficients $\eta_{\text{mel}} = 45$ and $\eta_{\text{kl}} = 1$. The perturbation is the same with SafeSpeech and SPEC.

Enkidu. Enkidu applies a speaker-specific universal perturbation in the frequency domain (STFT). We train a complex-valued noise patch using the SpeechBrain SpeakerRecognition model as a surrogate, maximizing speaker embedding divergence while preserving intelligibility. During training, we randomly mask a ratio of 0.3 of STFT frames and apply a random offset to vary frame alignment. We follow the perturbation approach outlined in the original work and select a learning rate of 0.1 over 10 perturbation epochs, with a decay factor of 0.2. The perturbation intensity is set as 0.4, and optionally smoothed via Wiener filtering. Audio is reconstructed via inverse STFT with sampling rate as 16 kHz, window size as 1024, and hop length as 512.

Washer (Purification-based bypass). We model an attacker-side bypass that attempts to remove proactive perturbations by treating them as ‘‘noise’’ and applying a speech denoiser before cloning. Specifically, we use the Facebook denoiser toolkit with the pretrained DEMUCS model. We run the denoiser at 16 kHz and resample the purified audio back to the

target sampling rate required by each VC model.

D.3. Deepfake Detection Implementation

For RVC-Detectability with 600 audios from 10 speakers, which are sampled from VCTK. For each speaker, we leverage 30 ground truth utterances, 10 generated speeches with benign text from VCTK, and 20 generated speeches with scam text from Robocall (Prasad & Reaves, 2023). Then we randomly shuffle the utterances, and implement the state-of-the-art SpeechLLM-as-Judges as a deepfake detector, i.e., SQ-LLM (Wang et al., 2025c) from Microsoft, to classify whether the speech is generated or not. We follow the original implementation of SSQ-LLM, which is derived from Qwen2.5-Omini, and inference with the detection prompt as below:

Deepfake detection prompt

[Audio: <AUDIO_PLACEHOLDER >]
Determine if this speech is real or a deepfake.

E. Additional Analysis

Demography distributions. In terms of gender, we compute the gender-gap $\Delta = F - M$ for SIM/MOS/EMC, and $\Delta = M - F$ for WER/MCD, and normalize gaps by metrics in Fig. 12a. It indicates that there is a consistent male advantage on MCD across almost all models, while speaker similarity and content accuracy remain relatively stable across genders. By the change gap from $\Delta_{\leq 20} - \Delta_{20-29}$ to $\Delta_{\geq 30} - \Delta_{20-29}$, we can tell that the age of target speaker does not impact VC.

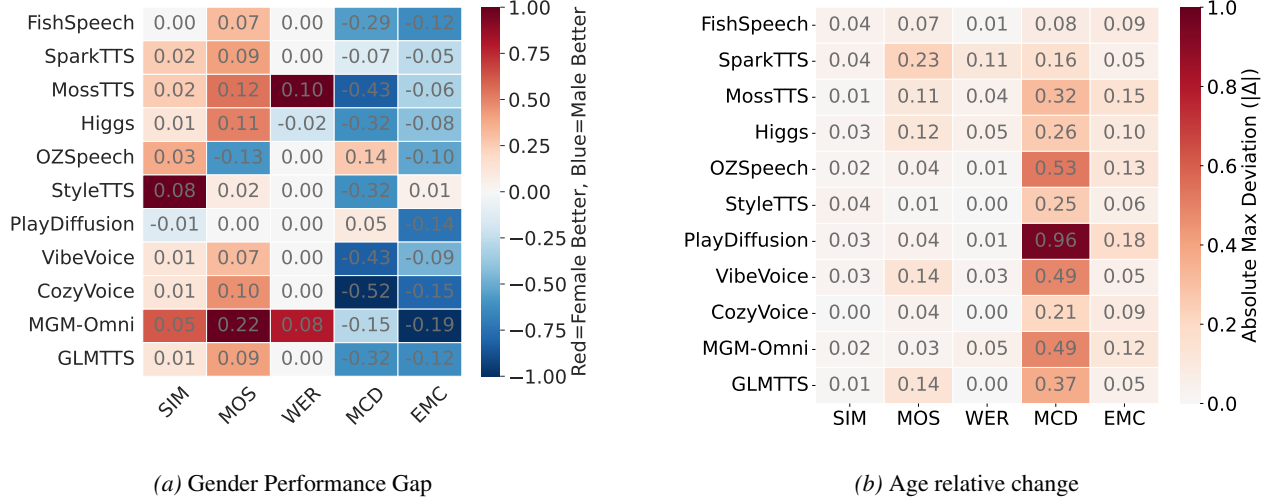


Figure 12. Comparison of performance gaps.

F. Additional Benchmarking Results

F.1. Detailed results

This subsection provides the detailed numeric results in the paper. Please note that the codebase gets refactored and continuously evolves to adapt to new models and tasks, thus, we highly recommend you use the open-sourced RVCBench to launch the code. You can find our open-sourced version at [this link](#).

Table 8. Performance on LibriTTS and VCTK.

Dataset	Baseline	SIM \uparrow	MOS \uparrow	WER \downarrow	MCD \downarrow	RTF \downarrow	SVA \uparrow	EMC \uparrow
LibriTTS	FishSpeech	0.47 \pm 0.00	4.37 \pm 0.00	0.17 \pm 0.01	6.47 \pm 0.03	3.61	0.91 \pm 0.01	0.68 \pm 0.01
	OZSpeech	0.39 \pm 0.00	3.21 \pm 0.01	0.06 \pm 0.00	6.87 \pm 0.03	8.75	0.84 \pm 0.01	0.64 \pm 0.01
	StyleTTS	0.23 \pm 0.00	4.30 \pm 0.01	0.05 \pm 0.00	6.81 \pm 0.02	0.11	0.39 \pm 0.01	0.59 \pm 0.01
	SparkTTS	0.41 \pm 0.01	4.06 \pm 0.01	0.33 \pm 0.01	5.83 \pm 0.05	1.56	0.76 \pm 0.01	0.67 \pm 0.01
	MossTTS	0.24 \pm 0.00	2.15 \pm 0.02	0.88 \pm 0.13	11.33 \pm 0.07	0.77	0.47 \pm 0.01	0.47 \pm 0.01
	Higgs	0.56 \pm 0.00	4.30 \pm 0.01	0.25 \pm 0.03	6.06 \pm 0.04	1.42	0.94 \pm 0.01	0.72 \pm 0.01
	CozyVoice	0.60 \pm 0.00	4.39 \pm 0.01	0.17 \pm 0.01	6.17 \pm 0.04	4.58	0.97 \pm 0.01	0.73 \pm 0.01
	GLMTTS	0.57 \pm 0.00	4.08 \pm 0.01	0.09 \pm 0.00	6.41 \pm 0.03	1.74	0.95 \pm 0.00	0.68 \pm 0.01
	VibeVoice	0.48 \pm 0.00	3.83 \pm 0.02	0.23 \pm 0.01	6.76 \pm 0.05	1.86	0.85 \pm 0.01	0.62 \pm 0.01
	MGM-Omni	0.54 \pm 0.00	4.28 \pm 0.01	0.09 \pm 0.00	5.82 \pm 0.04	0.84	0.93 \pm 0.01	0.68 \pm 0.01
	PlayDiffusion	0.51 \pm 0.00	4.15 \pm 0.01	0.05 \pm 0.00	8.06 \pm 0.04	0.73	0.94 \pm 0.01	0.68 \pm 0.01
VCTK	FishSpeech	0.43 \pm 0.00	4.27 \pm 0.00	0.03 \pm 0.00	4.11 \pm 0.02	2.51	0.92 \pm 0.01	0.77 \pm 0.01
	OZSpeech	0.25 \pm 0.00	3.22 \pm 0.01	0.02 \pm 0.00	7.25 \pm 0.05	2.81	0.50 \pm 0.01	0.69 \pm 0.01
	StyleTTS	0.24 \pm 0.00	4.32 \pm 0.00	0.01 \pm 0.00	4.79 \pm 0.02	0.14	0.43 \pm 0.01	0.54 \pm 0.01
	SparkTTS	0.53 \pm 0.00	3.89 \pm 0.02	0.22 \pm 0.04	3.86 \pm 0.03	1.02	0.88 \pm 0.01	0.85 \pm 0.01
	MossTTS	0.44 \pm 0.00	3.95 \pm 0.01	0.20 \pm 0.02	3.88 \pm 0.04	0.81	0.88 \pm 0.01	0.69 \pm 0.01
	Higgs	0.52 \pm 0.00	4.16 \pm 0.01	0.19 \pm 0.04	4.06 \pm 0.04	1.44	0.94 \pm 0.01	0.81 \pm 0.01
	CozyVoice	0.58 \pm 0.00	4.21 \pm 0.00	0.02 \pm 0.00	3.68 \pm 0.03	2.38	1.00 \pm 0.00	0.76 \pm 0.01
	GLMTTS	0.57 \pm 0.00	4.01 \pm 0.01	0.02 \pm 0.00	3.94 \pm 0.03	1.21	0.99 \pm 0.00	0.74 \pm 0.01
	VibeVoice	0.44 \pm 0.00	3.95 \pm 0.01	0.06 \pm 0.00	5.09 \pm 0.05	1.20	0.91 \pm 0.01	0.80 \pm 0.01
	MGM-Omni	0.45 \pm 0.01	3.76 \pm 0.02	0.24 \pm 0.01	4.58 \pm 0.06	0.95	0.79 \pm 0.01	0.72 \pm 0.01
	PlayDiffusion	0.43 \pm 0.00	4.19 \pm 0.01	0.01 \pm 0.00	9.07 \pm 0.06	0.81	0.93 \pm 0.01	0.78 \pm 0.01

Table 9. Performance on Bilingual. Evaluation of cross-lingual synthesis between English (Eng) and Mandarin (Man).

Model	Direction	SIM \uparrow	MOS \uparrow	WER \downarrow	MCD \downarrow	RTF \downarrow	SVA \uparrow	EMC \uparrow
FishSpeech	Eng \rightarrow Man	0.58 \pm 0.09	4.08 \pm 0.24	0.40 \pm 0.34	6.20 \pm 1.09	2.71	1.00 \pm 0.00	0.84 \pm 0.37
	Man \rightarrow Eng	0.55 \pm 0.11	4.36 \pm 0.12	0.07 \pm 0.16	5.89 \pm 1.10	2.71	0.99 \pm 0.10	0.82 \pm 0.38
StyleTTS	Eng \rightarrow Man	0.17 \pm 0.10	4.35 \pm 0.09	1.55 \pm 3.96	12.52 \pm 1.20	0.06	0.21 \pm 0.41	0.79 \pm 0.41
	Man \rightarrow Eng	0.25 \pm 0.11	4.39 \pm 0.11	0.07 \pm 0.16	6.33 \pm 0.85	0.06	0.50 \pm 0.50	0.70 \pm 0.46
MossTTS	Eng \rightarrow Man	0.51 \pm 0.14	3.91 \pm 0.46	0.55 \pm 0.93	7.63 \pm 2.42	0.78	0.94 \pm 0.23	0.74 \pm 0.44
	Man \rightarrow Eng	0.43 \pm 0.16	3.09 \pm 0.80	7.61 \pm 12.85	10.01 \pm 3.20	0.67	0.88 \pm 0.33	0.50 \pm 0.50
Higgs	Eng \rightarrow Man	0.57 \pm 0.15	4.18 \pm 0.35	0.55 \pm 1.91	7.67 \pm 2.15	3.12	0.94 \pm 0.23	0.83 \pm 0.37
	Man \rightarrow Eng	0.52 \pm 0.17	4.13 \pm 0.60	0.43 \pm 1.23	7.55 \pm 2.71	3.12	0.92 \pm 0.28	0.85 \pm 0.36
CozyVoice	Eng \rightarrow Man	0.66 \pm 0.08	4.12 \pm 0.25	0.09 \pm 0.16	5.71 \pm 1.11	1.59	1.00 \pm 0.00	0.81 \pm 0.39
	Man \rightarrow Eng	0.65 \pm 0.08	4.29 \pm 0.26	0.25 \pm 0.71	6.10 \pm 1.98	1.59	1.00 \pm 0.00	0.81 \pm 0.39
GLMTTS	Eng \rightarrow Man	0.65 \pm 0.09	3.78 \pm 0.32	0.30 \pm 0.33	6.04 \pm 1.20	0.76	1.00 \pm 0.00	0.84 \pm 0.37
	Man \rightarrow Eng	0.66 \pm 0.09	4.14 \pm 0.26	0.30 \pm 0.46	6.11 \pm 1.64	0.76	1.00 \pm 0.00	0.79 \pm 0.41
VibeVoice	Eng \rightarrow Man	0.55 \pm 0.15	3.67 \pm 0.63	0.13 \pm 0.20	6.19 \pm 1.71	2.34	0.95 \pm 0.22	0.74 \pm 0.44
	Man \rightarrow Eng	0.51 \pm 0.15	3.96 \pm 0.61	0.14 \pm 0.25	6.33 \pm 1.59	2.34	0.91 \pm 0.29	0.83 \pm 0.38
MGM-Omni	Eng \rightarrow Man	0.63 \pm 0.15	3.93 \pm 0.41	0.12 \pm 0.23	5.80 \pm 2.02	1.00	0.96 \pm 0.19	0.85 \pm 0.35
	Man \rightarrow Eng	0.63 \pm 0.15	4.22 \pm 0.43	0.22 \pm 0.33	5.90 \pm 2.08	1.00	0.96 \pm 0.20	0.77 \pm 0.42

Table 10. **Accent Robustness.** Performance evaluation across 12 English accents.

Accent	SIM \uparrow	MOS \uparrow	WER \downarrow	MCD \downarrow	EMC \uparrow
Model: FishSpeech					
American	0.42 ± 0.12	4.31 ± 0.12	0.03 ± 0.10	4.01 ± 1.03	0.83 ± 0.38
Australian	0.43 ± 0.13	4.23 ± 0.13	0.05 ± 0.09	3.58 ± 0.77	0.98 ± 0.14
British	0.62 ± 0.11	4.35 ± 0.14	0.03 ± 0.08	3.75 ± 0.73	0.72 ± 0.45
Canadian	0.43 ± 0.14	4.26 ± 0.15	0.02 ± 0.06	3.54 ± 1.04	0.83 ± 0.38
English	0.44 ± 0.12	4.25 ± 0.15	0.03 ± 0.08	4.35 ± 0.94	0.76 ± 0.43
Indian	0.37 ± 0.13	4.28 ± 0.17	0.03 ± 0.09	5.03 ± 1.16	0.58 ± 0.49
Irish	0.41 ± 0.14	4.29 ± 0.14	0.03 ± 0.09	4.15 ± 1.10	0.79 ± 0.41
New Zealand	0.37 ± 0.09	4.32 ± 0.12	0.06 ± 0.14	4.20 ± 0.96	0.70 ± 0.46
Northern Irish	0.43 ± 0.10	4.28 ± 0.14	0.04 ± 0.11	3.93 ± 0.89	0.73 ± 0.44
Scottish	0.44 ± 0.13	4.22 ± 0.17	0.03 ± 0.08	4.39 ± 1.09	0.78 ± 0.42
South African	0.43 ± 0.11	4.28 ± 0.13	0.03 ± 0.08	3.96 ± 1.25	0.69 ± 0.46
Welsh	0.44 ± 0.14	4.24 ± 0.15	0.03 ± 0.09	4.66 ± 1.05	0.60 ± 0.49
Model: OZSpeech					
American	0.26 ± 0.14	3.25 ± 0.30	0.01 ± 0.05	7.57 ± 2.01	0.68 ± 0.47
Australian	0.19 ± 0.10	3.50 ± 0.26	0.01 ± 0.04	6.76 ± 1.84	0.94 ± 0.24
British	0.35 ± 0.09	3.08 ± 0.32	0.01 ± 0.04	6.73 ± 2.14	0.62 ± 0.49
Canadian	0.30 ± 0.13	3.21 ± 0.32	0.01 ± 0.05	6.56 ± 1.96	0.64 ± 0.48
English	0.23 ± 0.11	3.25 ± 0.31	0.01 ± 0.06	7.94 ± 2.14	0.69 ± 0.46
Indian	0.27 ± 0.09	3.11 ± 0.35	0.02 ± 0.07	7.70 ± 2.01	0.59 ± 0.49
Irish	0.24 ± 0.11	3.23 ± 0.29	0.02 ± 0.09	7.21 ± 1.98	0.72 ± 0.45
New Zealand	0.14 ± 0.10	3.06 ± 0.28	0.02 ± 0.11	7.01 ± 1.74	0.58 ± 0.49
Northern Irish	0.26 ± 0.13	3.20 ± 0.29	0.02 ± 0.07	7.04 ± 1.98	0.73 ± 0.45
Scottish	0.26 ± 0.12	3.25 ± 0.29	0.01 ± 0.08	7.50 ± 1.92	0.76 ± 0.42
South African	0.25 ± 0.09	3.17 ± 0.35	0.02 ± 0.07	6.34 ± 1.96	0.62 ± 0.48
Welsh	0.18 ± 0.07	3.04 ± 0.31	0.03 ± 0.10	8.29 ± 1.77	0.72 ± 0.45
Model: StyleTTS					
American	0.23 ± 0.11	4.35 ± 0.10	0.01 ± 0.04	4.72 ± 0.89	0.55 ± 0.50
Australian	0.17 ± 0.08	4.23 ± 0.16	0.01 ± 0.04	4.23 ± 0.62	0.62 ± 0.49
British	0.28 ± 0.07	4.40 ± 0.09	0.01 ± 0.03	4.56 ± 0.84	0.56 ± 0.50
Canadian	0.26 ± 0.15	4.33 ± 0.13	0.01 ± 0.04	4.02 ± 0.78	0.51 ± 0.50
English	0.22 ± 0.11	4.32 ± 0.11	0.01 ± 0.04	5.15 ± 0.98	0.52 ± 0.50
Indian	0.20 ± 0.09	4.27 ± 0.21	0.01 ± 0.03	5.88 ± 1.05	0.54 ± 0.50
Irish	0.25 ± 0.11	4.31 ± 0.16	0.02 ± 0.09	4.87 ± 1.03	0.49 ± 0.50
New Zealand	0.19 ± 0.09	4.41 ± 0.07	0.01 ± 0.03	5.02 ± 0.77	0.44 ± 0.50
Northern Irish	0.22 ± 0.11	4.33 ± 0.12	0.01 ± 0.06	4.49 ± 0.73	0.48 ± 0.50
Scottish	0.25 ± 0.11	4.29 ± 0.15	0.01 ± 0.04	4.96 ± 0.95	0.68 ± 0.47
South African	0.24 ± 0.10	4.33 ± 0.14	0.01 ± 0.04	4.58 ± 1.15	0.53 ± 0.50
Welsh	0.25 ± 0.10	4.31 ± 0.17	0.02 ± 0.10	5.62 ± 1.28	0.48 ± 0.50

Table 11. **Accent Robustness (Part 2)**. Performance evaluation of SparkTTS, MossTTS, and Higgs across 12 English accents.

Accent	SIM \uparrow	MOS \uparrow	WER \downarrow	MCD \downarrow	EMC \uparrow
Model: SparkTTS					
American	0.50 ± 0.22	3.82 ± 0.78	0.21 ± 1.03	3.70 ± 1.49	0.89 ± 0.31
Australian	0.58 ± 0.20	3.84 ± 0.64	0.12 ± 0.30	4.35 ± 1.07	0.98 ± 0.14
British	0.48 ± 0.20	4.00 ± 0.88	0.14 ± 0.32	3.60 ± 1.03	0.50 ± 0.50
Canadian	0.48 ± 0.22	3.89 ± 0.64	0.28 ± 2.27	3.79 ± 1.51	0.87 ± 0.33
English	0.52 ± 0.22	3.82 ± 0.77	0.21 ± 0.73	3.96 ± 1.49	0.83 ± 0.38
Indian	0.50 ± 0.18	3.97 ± 0.70	0.38 ± 1.91	4.20 ± 1.82	0.63 ± 0.48
Irish	0.55 ± 0.19	3.93 ± 0.67	0.13 ± 0.38	3.61 ± 1.35	0.89 ± 0.32
New Zealand	0.53 ± 0.21	3.90 ± 0.75	0.10 ± 0.24	3.65 ± 0.91	0.86 ± 0.35
Northern Irish	0.58 ± 0.17	4.05 ± 0.59	0.12 ± 0.54	3.27 ± 0.99	0.81 ± 0.39
Scottish	0.58 ± 0.19	3.87 ± 0.62	0.44 ± 3.97	4.17 ± 1.29	0.93 ± 0.25
South African	0.56 ± 0.18	3.98 ± 0.65	0.11 ± 0.26	4.10 ± 2.00	0.81 ± 0.39
Welsh	0.53 ± 0.27	3.68 ± 0.85	0.21 ± 0.37	4.20 ± 2.19	0.76 ± 0.43
Model: MossTTS					
American	0.45 ± 0.15	3.97 ± 0.45	0.18 ± 0.86	3.73 ± 1.77	0.75 ± 0.43
Australian	0.37 ± 0.15	3.71 ± 0.48	0.21 ± 0.52	3.05 ± 1.63	0.94 ± 0.24
British	0.51 ± 0.19	4.09 ± 0.54	0.40 ± 1.55	4.09 ± 1.71	0.72 ± 0.45
Canadian	0.43 ± 0.17	3.97 ± 0.38	0.11 ± 0.37	3.04 ± 1.49	0.72 ± 0.45
English	0.43 ± 0.17	3.89 ± 0.51	0.16 ± 0.49	4.41 ± 1.70	0.63 ± 0.48
Indian	0.46 ± 0.14	3.94 ± 0.44	0.24 ± 0.64	4.94 ± 1.75	0.58 ± 0.49
Irish	0.43 ± 0.16	3.97 ± 0.45	0.27 ± 0.94	3.89 ± 1.76	0.71 ± 0.45
New Zealand	0.37 ± 0.11	4.12 ± 0.27	0.20 ± 0.73	4.35 ± 1.85	0.56 ± 0.50
Northern Irish	0.41 ± 0.15	3.93 ± 0.48	0.20 ± 1.24	3.76 ± 1.50	0.62 ± 0.49
Scottish	0.48 ± 0.14	3.94 ± 0.37	0.17 ± 0.65	4.02 ± 1.63	0.76 ± 0.43
South African	0.43 ± 0.14	3.93 ± 0.46	0.32 ± 2.49	3.58 ± 1.78	0.58 ± 0.49
Welsh	0.47 ± 0.16	3.93 ± 0.50	0.12 ± 0.31	4.52 ± 1.86	0.72 ± 0.45
Model: Higgs (0.3)					
American	0.52 ± 0.19	4.08 ± 0.62	0.19 ± 0.94	3.73 ± 1.52	0.85 ± 0.36
Australian	0.53 ± 0.14	4.09 ± 0.35	0.09 ± 0.26	3.75 ± 1.27	0.96 ± 0.20
British	0.66 ± 0.16	4.30 ± 0.46	0.34 ± 1.96	3.49 ± 1.03	0.76 ± 0.43
Canadian	0.47 ± 0.21	4.02 ± 0.66	0.43 ± 2.97	3.36 ± 1.85	0.84 ± 0.37
English	0.54 ± 0.14	4.19 ± 0.38	0.08 ± 0.38	4.30 ± 1.47	0.78 ± 0.41
Indian	0.51 ± 0.17	4.22 ± 0.47	0.44 ± 3.73	4.91 ± 2.09	0.54 ± 0.50
Irish	0.52 ± 0.16	4.22 ± 0.46	0.21 ± 1.79	4.27 ± 1.59	0.84 ± 0.36
New Zealand	0.41 ± 0.12	4.28 ± 0.43	0.13 ± 0.45	4.66 ± 2.10	0.74 ± 0.44
Northern Irish	0.50 ± 0.13	4.21 ± 0.42	0.13 ± 0.49	3.90 ± 1.66	0.87 ± 0.33
Scottish	0.53 ± 0.15	4.14 ± 0.47	0.08 ± 0.25	4.40 ± 1.20	0.88 ± 0.33
South African	0.49 ± 0.14	4.20 ± 0.40	0.07 ± 0.22	3.94 ± 1.61	0.73 ± 0.44
Welsh	0.56 ± 0.14	4.22 ± 0.31	0.31 ± 1.64	4.86 ± 2.32	0.64 ± 0.48

Table 12. **Accent Robustness (Part 3).** Performance evaluation of CozyVoice, GLMTTS, and VibeVoice across 12 English accents.

Accent	SIM \uparrow	MOS \uparrow	WER \downarrow	MCD \downarrow	EMC \uparrow
<i>Model: CozyVoice</i>					
American	0.56 \pm 0.12	4.19 \pm 0.22	0.02 \pm 0.07	3.52 \pm 1.01	0.82 \pm 0.38
Australian	0.61 \pm 0.09	4.08 \pm 0.16	0.02 \pm 0.06	2.88 \pm 0.62	0.94 \pm 0.24
British	0.73 \pm 0.07	4.42 \pm 0.07	0.01 \pm 0.05	3.48 \pm 0.90	0.66 \pm 0.47
Canadian	0.57 \pm 0.12	4.18 \pm 0.24	0.02 \pm 0.08	3.06 \pm 0.90	0.81 \pm 0.39
English	0.59 \pm 0.10	4.22 \pm 0.16	0.03 \pm 0.10	3.96 \pm 1.12	0.75 \pm 0.43
Indian	0.55 \pm 0.12	4.30 \pm 0.13	0.02 \pm 0.08	4.65 \pm 1.25	0.62 \pm 0.49
Irish	0.58 \pm 0.12	4.24 \pm 0.17	0.02 \pm 0.08	3.85 \pm 1.44	0.74 \pm 0.44
New Zealand	0.53 \pm 0.09	4.35 \pm 0.08	0.02 \pm 0.08	4.01 \pm 0.83	0.70 \pm 0.46
Northern Irish	0.58 \pm 0.09	4.23 \pm 0.19	0.03 \pm 0.08	3.40 \pm 0.94	0.73 \pm 0.45
Scottish	0.59 \pm 0.10	4.18 \pm 0.19	0.01 \pm 0.07	3.97 \pm 1.10	0.83 \pm 0.37
South African	0.59 \pm 0.10	4.19 \pm 0.21	0.02 \pm 0.06	3.39 \pm 1.30	0.68 \pm 0.47
Welsh	0.61 \pm 0.12	4.17 \pm 0.17	0.09 \pm 0.36	4.40 \pm 1.79	0.52 \pm 0.50
<i>Model: GLMTTS</i>					
American	0.56 \pm 0.11	3.99 \pm 0.33	0.02 \pm 0.07	4.03 \pm 1.36	0.81 \pm 0.39
Australian	0.58 \pm 0.09	3.85 \pm 0.25	0.02 \pm 0.07	3.65 \pm 0.80	0.94 \pm 0.24
British	0.69 \pm 0.10	4.25 \pm 0.15	0.01 \pm 0.02	3.71 \pm 0.89	0.62 \pm 0.49
Canadian	0.56 \pm 0.12	3.89 \pm 0.30	0.02 \pm 0.06	3.24 \pm 1.04	0.79 \pm 0.41
English	0.59 \pm 0.11	4.03 \pm 0.28	0.02 \pm 0.07	4.26 \pm 1.16	0.72 \pm 0.45
Indian	0.56 \pm 0.13	4.09 \pm 0.24	0.03 \pm 0.11	4.61 \pm 1.29	0.64 \pm 0.48
Irish	0.57 \pm 0.12	4.09 \pm 0.22	0.02 \pm 0.07	3.95 \pm 1.17	0.72 \pm 0.45
New Zealand	0.51 \pm 0.09	4.21 \pm 0.12	0.03 \pm 0.09	4.22 \pm 1.05	0.72 \pm 0.45
Northern Irish	0.57 \pm 0.09	4.09 \pm 0.25	0.02 \pm 0.08	3.67 \pm 0.83	0.71 \pm 0.45
Scottish	0.58 \pm 0.12	3.96 \pm 0.31	0.02 \pm 0.09	4.24 \pm 1.14	0.80 \pm 0.40
South African	0.57 \pm 0.09	4.00 \pm 0.28	0.01 \pm 0.04	3.64 \pm 1.27	0.69 \pm 0.46
Welsh	0.60 \pm 0.11	3.84 \pm 0.27	0.06 \pm 0.23	4.57 \pm 1.49	0.56 \pm 0.50
<i>Model: VibeVoice</i>					
American	0.42 \pm 0.13	3.98 \pm 0.50	0.06 \pm 0.15	5.14 \pm 2.13	0.86 \pm 0.35
Australian	0.44 \pm 0.12	3.90 \pm 0.36	0.07 \pm 0.13	4.55 \pm 1.13	0.98 \pm 0.14
British	0.60 \pm 0.10	4.23 \pm 0.35	0.04 \pm 0.08	4.14 \pm 1.51	0.54 \pm 0.50
Canadian	0.45 \pm 0.14	3.96 \pm 0.39	0.05 \pm 0.11	4.48 \pm 1.50	0.85 \pm 0.36
English	0.46 \pm 0.15	3.95 \pm 0.52	0.07 \pm 0.18	5.19 \pm 2.07	0.79 \pm 0.41
Indian	0.38 \pm 0.14	3.92 \pm 0.63	0.06 \pm 0.15	5.76 \pm 2.05	0.55 \pm 0.50
Irish	0.45 \pm 0.13	4.02 \pm 0.48	0.06 \pm 0.18	5.03 \pm 1.97	0.80 \pm 0.40
New Zealand	0.36 \pm 0.11	4.21 \pm 0.30	0.05 \pm 0.08	4.93 \pm 1.41	0.84 \pm 0.37
Northern Irish	0.41 \pm 0.12	3.97 \pm 0.56	0.07 \pm 0.24	5.31 \pm 2.53	0.79 \pm 0.41
Scottish	0.45 \pm 0.14	3.81 \pm 0.58	0.07 \pm 0.16	5.09 \pm 2.24	0.86 \pm 0.35
South African	0.40 \pm 0.15	3.86 \pm 0.68	0.05 \pm 0.16	5.54 \pm 2.61	0.77 \pm 0.42
Welsh	0.47 \pm 0.16	3.91 \pm 0.51	0.09 \pm 0.18	5.28 \pm 1.45	0.66 \pm 0.47

Table 13. **Accent Robustness (Part 4)**. Performance evaluation of MGM-Omni and PlayDiffusion across 12 English accents.

Accent	SIM \uparrow	MOS \uparrow	WER \downarrow	MCD \downarrow	EMC \uparrow
<i>Model: MGM-Omni</i>					
American	0.44 \pm 0.25	3.77 \pm 0.88	0.24 \pm 0.41	4.48 \pm 2.28	0.78 \pm 0.42
Australian	0.50 \pm 0.22	3.79 \pm 0.68	0.18 \pm 0.34	3.48 \pm 1.41	0.92 \pm 0.27
British	0.63 \pm 0.25	4.09 \pm 0.79	0.14 \pm 0.31	3.86 \pm 1.92	0.48 \pm 0.50
Canadian	0.44 \pm 0.25	3.72 \pm 0.86	0.24 \pm 0.40	3.83 \pm 2.10	0.79 \pm 0.41
English	0.45 \pm 0.25	3.75 \pm 0.88	0.24 \pm 0.40	5.00 \pm 2.92	0.69 \pm 0.46
Indian	0.36 \pm 0.25	3.59 \pm 0.99	0.32 \pm 0.44	5.99 \pm 3.12	0.62 \pm 0.49
Irish	0.43 \pm 0.26	3.73 \pm 0.92	0.26 \pm 0.41	4.80 \pm 2.56	0.72 \pm 0.45
New Zealand	0.45 \pm 0.20	4.03 \pm 0.77	0.16 \pm 0.34	4.74 \pm 2.69	0.70 \pm 0.46
Northern Irish	0.45 \pm 0.22	3.91 \pm 0.78	0.19 \pm 0.35	4.04 \pm 2.10	0.75 \pm 0.43
Scottish	0.44 \pm 0.24	3.69 \pm 0.87	0.25 \pm 0.41	4.88 \pm 2.57	0.76 \pm 0.43
South African	0.46 \pm 0.24	3.79 \pm 0.82	0.21 \pm 0.38	4.16 \pm 2.12	0.60 \pm 0.49
Welsh	0.45 \pm 0.28	3.72 \pm 0.88	0.25 \pm 0.40	5.98 \pm 3.27	0.52 \pm 0.50
<i>Model: PlayDiffusion</i>					
American	0.43 \pm 0.11	4.23 \pm 0.21	0.01 \pm 0.04	8.73 \pm 2.91	0.79 \pm 0.40
Australian	0.38 \pm 0.07	4.18 \pm 0.16	0.00 \pm 0.00	11.02 \pm 2.80	0.96 \pm 0.20
British	0.51 \pm 0.09	4.16 \pm 0.30	0.01 \pm 0.06	8.75 \pm 2.51	0.66 \pm 0.47
Canadian	0.47 \pm 0.11	4.16 \pm 0.27	0.00 \pm 0.02	9.67 \pm 2.76	0.80 \pm 0.40
English	0.40 \pm 0.11	4.21 \pm 0.20	0.01 \pm 0.04	9.05 \pm 2.79	0.79 \pm 0.40
Indian	0.35 \pm 0.11	4.21 \pm 0.25	0.01 \pm 0.04	8.64 \pm 2.42	0.62 \pm 0.49
Irish	0.41 \pm 0.11	4.17 \pm 0.25	0.01 \pm 0.06	9.28 \pm 2.82	0.79 \pm 0.41
New Zealand	0.31 \pm 0.10	4.24 \pm 0.24	0.01 \pm 0.02	8.21 \pm 2.31	0.68 \pm 0.47
Northern Irish	0.45 \pm 0.10	4.23 \pm 0.20	0.01 \pm 0.05	8.42 \pm 2.73	0.82 \pm 0.38
Scottish	0.45 \pm 0.11	4.14 \pm 0.24	0.01 \pm 0.04	9.10 \pm 2.60	0.86 \pm 0.35
South African	0.43 \pm 0.11	4.16 \pm 0.25	0.01 \pm 0.03	9.00 \pm 2.58	0.73 \pm 0.44
Welsh	0.44 \pm 0.10	4.13 \pm 0.25	0.01 \pm 0.03	9.57 \pm 2.15	0.64 \pm 0.48

Table 14. Performance on different gender groups. Performance evaluation breakdown by gender (F/M).

Gender	SIM \uparrow	MOS \uparrow	WER \downarrow	MCD \downarrow	EMC \uparrow
Model: FishSpeech					
Female	0.43 ± 0.13	4.30 ± 0.13	0.03 ± 0.09	4.24 ± 1.05	0.71 ± 0.45
Male	0.43 ± 0.13	4.23 ± 0.16	0.03 ± 0.09	3.95 ± 1.14	0.83 ± 0.38
Model: OZSpeech					
Female	0.27 ± 0.12	3.16 ± 0.33	0.02 ± 0.07	7.19 ± 1.95	0.64 ± 0.48
Male	0.24 ± 0.11	3.29 ± 0.29	0.02 ± 0.07	7.33 ± 2.18	0.74 ± 0.44
Model: StyleTTS					
Female	0.27 ± 0.12	4.33 ± 0.14	0.01 ± 0.06	4.93 ± 1.03	0.54 ± 0.50
Male	0.19 ± 0.09	4.31 ± 0.13	0.01 ± 0.05	4.61 ± 1.04	0.53 ± 0.50
Model: SparkTTS					
Female	0.54 ± 0.20	3.93 ± 0.70	0.22 ± 2.00	3.89 ± 1.36	0.82 ± 0.38
Male	0.52 ± 0.22	3.84 ± 0.71	0.22 ± 1.41	3.82 ± 1.69	0.87 ± 0.33
Model: MossTTS					
Female	0.45 ± 0.15	4.00 ± 0.44	0.16 ± 0.62	4.07 ± 1.74	0.66 ± 0.47
Male	0.43 ± 0.16	3.88 ± 0.45	0.26 ± 1.46	3.64 ± 1.75	0.72 ± 0.45
Model: Higgs (0.3)					
Female	0.52 ± 0.17	4.21 ± 0.47	0.20 ± 1.59	4.20 ± 1.63	0.77 ± 0.42
Male	0.51 ± 0.17	4.10 ± 0.53	0.18 ± 1.61	3.88 ± 1.69	0.85 ± 0.35
Model: CozyVoice					
Female	0.59 ± 0.11	4.26 ± 0.18	0.02 ± 0.11	3.91 ± 1.23	0.69 ± 0.46
Male	0.58 ± 0.11	4.16 ± 0.20	0.02 ± 0.08	3.39 ± 1.13	0.84 ± 0.36
Model: GLMTTS					
Female	0.58 ± 0.11	4.05 ± 0.28	0.02 ± 0.08	4.09 ± 1.14	0.69 ± 0.46
Male	0.57 ± 0.11	3.96 ± 0.30	0.02 ± 0.09	3.77 ± 1.30	0.81 ± 0.39
Model: VibeVoice					
Female	0.44 ± 0.15	3.98 ± 0.54	0.06 ± 0.17	5.28 ± 2.06	0.76 ± 0.43
Male	0.43 ± 0.14	3.91 ± 0.51	0.06 ± 0.16	4.85 ± 2.13	0.85 ± 0.36
Model: MGM-Omni					
Female	0.47 ± 0.24	3.86 ± 0.83	0.20 ± 0.37	4.65 ± 2.50	0.63 ± 0.48
Male	0.42 ± 0.26	3.64 ± 0.90	0.28 ± 0.42	4.50 ± 2.59	0.82 ± 0.38
Model: PlayDiffusion					
Female	0.42 ± 0.12	4.19 ± 0.25	0.01 ± 0.04	9.05 ± 2.65	0.72 ± 0.45
Male	0.43 ± 0.11	4.19 ± 0.22	0.01 ± 0.05	9.10 ± 2.87	0.86 ± 0.34

Table 15. Performance over different age groups.

Age Group	SIM \uparrow	MOS \uparrow	WER \downarrow	MCD \downarrow	EMC \uparrow
Model: FishSpeech					
under 20	0.43 \pm 0.11	4.29 \pm 0.12	0.04 \pm 0.11	4.04 \pm 1.36	0.69 \pm 0.46
20–29	0.43 \pm 0.13	4.27 \pm 0.15	0.03 \pm 0.08	4.12 \pm 1.08	0.78 \pm 0.42
30 and over	0.39 \pm 0.11	4.20 \pm 0.18	0.02 \pm 0.08	4.06 \pm 0.80	0.72 \pm 0.45
Model: OZSpeech					
under 20	0.26 \pm 0.11	3.18 \pm 0.32	0.02 \pm 0.06	6.76 \pm 1.94	0.59 \pm 0.49
20–29	0.25 \pm 0.12	3.22 \pm 0.32	0.02 \pm 0.07	7.29 \pm 2.07	0.71 \pm 0.46
30 and over	0.27 \pm 0.10	3.19 \pm 0.28	0.01 \pm 0.05	7.56 \pm 1.86	0.58 \pm 0.49
Model: StyleTTS					
under 20	0.23 \pm 0.11	4.31 \pm 0.14	0.01 \pm 0.06	4.56 \pm 1.20	0.56 \pm 0.50
20–29	0.24 \pm 0.12	4.32 \pm 0.14	0.01 \pm 0.05	4.81 \pm 1.04	0.53 \pm 0.50
30 and over	0.20 \pm 0.11	4.31 \pm 0.12	0.01 \pm 0.04	4.77 \pm 0.75	0.59 \pm 0.49
Model: SparkTTS					
under 20	0.55 \pm 0.20	3.94 \pm 0.69	0.12 \pm 0.28	3.86 \pm 1.34	0.80 \pm 0.40
20–29	0.53 \pm 0.21	3.90 \pm 0.70	0.23 \pm 1.90	3.87 \pm 1.54	0.85 \pm 0.35
30 and over	0.49 \pm 0.23	3.67 \pm 0.81	0.24 \pm 0.70	3.71 \pm 1.43	0.80 \pm 0.40
Model: MossTTS					
under 20	0.43 \pm 0.17	3.94 \pm 0.49	0.24 \pm 0.91	3.59 \pm 1.92	0.56 \pm 0.50
20–29	0.44 \pm 0.16	3.95 \pm 0.45	0.20 \pm 1.12	3.91 \pm 1.75	0.71 \pm 0.45
30 and over	0.43 \pm 0.14	3.84 \pm 0.36	0.16 \pm 0.54	3.96 \pm 1.47	0.58 \pm 0.49
Model: Higgs (0.3)					
under 20	0.49 \pm 0.17	4.12 \pm 0.56	0.24 \pm 1.88	3.83 \pm 1.75	0.72 \pm 0.45
20–29	0.52 \pm 0.17	4.17 \pm 0.49	0.19 \pm 1.61	4.09 \pm 1.66	0.82 \pm 0.38
30 and over	0.51 \pm 0.17	4.05 \pm 0.56	0.14 \pm 0.44	4.03 \pm 1.54	0.74 \pm 0.44
Model: CozyVoice					
under 20	0.58 \pm 0.10	4.23 \pm 0.19	0.02 \pm 0.08	3.49 \pm 1.32	0.70 \pm 0.46
20–29	0.58 \pm 0.11	4.21 \pm 0.20	0.02 \pm 0.10	3.70 \pm 1.20	0.77 \pm 0.42
30 and over	0.58 \pm 0.10	4.17 \pm 0.16	0.02 \pm 0.08	3.66 \pm 1.04	0.68 \pm 0.47
Model: GLMTTS					
under 20	0.56 \pm 0.10	4.03 \pm 0.33	0.02 \pm 0.07	3.61 \pm 1.31	0.71 \pm 0.45
20–29	0.57 \pm 0.11	4.02 \pm 0.29	0.02 \pm 0.08	3.98 \pm 1.21	0.75 \pm 0.43
30 and over	0.57 \pm 0.11	3.88 \pm 0.30	0.02 \pm 0.07	3.95 \pm 1.14	0.70 \pm 0.46
Model: VibeVoice					
under 20	0.41 \pm 0.14	3.89 \pm 0.59	0.06 \pm 0.15	5.51 \pm 2.60	0.76 \pm 0.43
20–29	0.44 \pm 0.14	3.96 \pm 0.51	0.06 \pm 0.16	5.02 \pm 2.00	0.81 \pm 0.40
30 and over	0.41 \pm 0.14	3.82 \pm 0.65	0.09 \pm 0.24	5.33 \pm 2.51	0.76 \pm 0.43
Model: MGM-Omni					
under 20	0.45 \pm 0.26	3.73 \pm 0.88	0.25 \pm 0.41	4.16 \pm 2.03	0.61 \pm 0.49
20–29	0.45 \pm 0.25	3.76 \pm 0.87	0.24 \pm 0.40	4.65 \pm 2.61	0.73 \pm 0.44
30 and over	0.47 \pm 0.23	3.79 \pm 0.78	0.19 \pm 0.37	4.25 \pm 2.11	0.64 \pm 0.48
Model: PlayDiffusion					
under 20	0.41 \pm 0.11	4.22 \pm 0.23	0.01 \pm 0.06	9.24 \pm 2.85	0.74 \pm 0.44
20–29	0.43 \pm 0.12	4.18 \pm 0.24	0.01 \pm 0.04	9.11 \pm 2.75	0.80 \pm 0.40
30 and over	0.40 \pm 0.10	4.18 \pm 0.24	0.00 \pm 0.00	8.15 \pm 2.39	0.62 \pm 0.49

Table 16. Performance over the fraud dataset.

Model	Group	SIM \uparrow	MOS \uparrow	WER \downarrow	SVA \uparrow	EMC \uparrow	EmTXT \uparrow	DNSMOS \uparrow	Dur (s)
FishSpeech	robocall	0.50 \pm 0.15	4.37 \pm 0.11	0.05 \pm 0.13	0.96 \pm 0.18	0.58 \pm 0.49	1.99 \pm 1.00	3.48 \pm 0.07	21.95 \pm 8.17
	vctk	0.40 \pm 0.14	4.29 \pm 0.13	0.02 \pm 0.10	0.89 \pm 0.31	0.75 \pm 0.43	2.93 \pm 0.35	3.30 \pm 0.13	2.33 \pm 1.08
OZSpeech	robocall	0.36 \pm 0.11	2.98 \pm 0.23	0.07 \pm 0.12	0.83 \pm 0.38	0.34 \pm 0.48	1.94 \pm 1.00	3.28 \pm 0.12	22.35 \pm 8.69
	vctk	0.24 \pm 0.12	3.15 \pm 0.33	0.02 \pm 0.07	0.49 \pm 0.50	0.70 \pm 0.46	2.96 \pm 0.28	2.82 \pm 0.29	2.07 \pm 1.06
StyleTTS	robocall	0.23 \pm 0.10	4.09 \pm 0.22	0.13 \pm 0.17	0.39 \pm 0.49	0.54 \pm 0.50	2.00 \pm 1.00	3.36 \pm 0.11	23.62 \pm 5.63
	vctk	0.25 \pm 0.12	4.29 \pm 0.17	0.01 \pm 0.06	0.44 \pm 0.50	0.55 \pm 0.50	2.96 \pm 0.28	3.24 \pm 0.14	2.98 \pm 1.11
SparkTTS	robocall	0.48 \pm 0.25	3.50 \pm 0.93	0.41 \pm 0.44	0.81 \pm 0.40	0.69 \pm 0.46	1.33 \pm 0.87	2.69 \pm 0.76	42.02 \pm 19.28
	vctk	0.56 \pm 0.19	3.94 \pm 0.68	0.45 \pm 2.80	0.91 \pm 0.29	0.79 \pm 0.41	2.84 \pm 0.58	3.07 \pm 0.44	6.29 \pm 13.65
MossTTS	robocall	0.54 \pm 0.16	4.02 \pm 0.44	0.11 \pm 0.23	0.92 \pm 0.27	0.66 \pm 0.48	1.80 \pm 0.98	3.46 \pm 0.10	29.82 \pm 17.52
	vctk	0.45 \pm 0.14	3.88 \pm 0.52	0.24 \pm 0.53	0.89 \pm 0.31	0.66 \pm 0.47	2.85 \pm 0.52	3.23 \pm 0.27	5.41 \pm 5.00
Higgs	robocall	0.56 \pm 0.16	4.21 \pm 0.53	0.12 \pm 0.25	0.96 \pm 0.20	0.67 \pm 0.47	1.99 \pm 1.03	3.29 \pm 0.44	33.18 \pm 19.42
	vctk	0.55 \pm 0.13	4.26 \pm 0.33	0.03 \pm 0.11	0.99 \pm 0.10	0.78 \pm 0.41	2.96 \pm 0.28	3.19 \pm 0.25	3.81 \pm 7.93
CozyVoice	robocall	0.68 \pm 0.10	4.32 \pm 0.14	0.15 \pm 0.25	1.00 \pm 0.00	0.68 \pm 0.47	1.85 \pm 1.00	3.47 \pm 0.07	21.97 \pm 5.43
	vctk	0.58 \pm 0.11	4.26 \pm 0.16	0.02 \pm 0.06	1.00 \pm 0.00	0.76 \pm 0.43	2.96 \pm 0.28	3.21 \pm 0.19	3.41 \pm 1.52
GLMTTS	robocall	0.75 \pm 0.08	4.05 \pm 0.28	0.08 \pm 0.18	1.00 \pm 0.00	0.59 \pm 0.49	1.88 \pm 0.99	3.42 \pm 0.10	31.85 \pm 13.30
	vctk	0.57 \pm 0.12	4.05 \pm 0.28	0.02 \pm 0.08	0.99 \pm 0.10	0.64 \pm 0.48	2.93 \pm 0.35	3.23 \pm 0.16	3.38 \pm 1.36
VibeVoice	robocall	0.57 \pm 0.13	4.12 \pm 0.28	0.09 \pm 0.22	0.98 \pm 0.14	0.71 \pm 0.45	2.06 \pm 1.00	3.42 \pm 0.11	25.54 \pm 7.73
	vctk	0.44 \pm 0.15	3.97 \pm 0.50	0.04 \pm 0.13	0.89 \pm 0.31	0.69 \pm 0.46	3.00 \pm 0.00	3.18 \pm 0.24	3.00 \pm 1.46
MGM-Omni	robocall	0.53 \pm 0.27	3.76 \pm 0.92	0.43 \pm 0.38	0.81 \pm 0.40	0.55 \pm 0.50	1.53 \pm 0.94	3.05 \pm 0.63	25.92 \pm 16.93
	vctk	0.50 \pm 0.21	3.99 \pm 0.69	0.16 \pm 0.32	0.88 \pm 0.32	0.71 \pm 0.45	2.92 \pm 0.39	3.00 \pm 0.47	3.30 \pm 1.38
PlayDiffusion	robocall	0.57 \pm 0.08	4.11 \pm 0.27	0.08 \pm 0.16	1.00 \pm 0.00	0.56 \pm 0.50	1.91 \pm 1.00	3.29 \pm 0.15	29.18 \pm 11.60
	vctk	0.43 \pm 0.11	4.18 \pm 0.26	0.02 \pm 0.08	0.92 \pm 0.27	0.73 \pm 0.44	2.94 \pm 0.34	2.99 \pm 0.25	2.90 \pm 1.54

Table 17. Performance in multi-speaker noisy environments.

Model	Noise	SIM	MOS	WER	MCD	EMC	DNSMOS
FishSpeech	-5dB	0.20 \pm 0.16	4.26 \pm 0.20	0.05 \pm 0.09	8.40 \pm 1.84	0.58 \pm 0.49	3.32 \pm 0.19
	+0dB	0.42 \pm 0.19	4.33 \pm 0.17	0.05 \pm 0.10	6.64 \pm 1.50	0.65 \pm 0.48	3.35 \pm 0.16
	+5dB	0.40 \pm 0.16	4.28 \pm 0.23	0.05 \pm 0.10	6.67 \pm 1.31	0.67 \pm 0.47	3.32 \pm 0.16
	+10dB	0.46 \pm 0.14	4.33 \pm 0.15	0.04 \pm 0.09	6.50 \pm 1.42	0.69 \pm 0.46	3.33 \pm 0.16
OZSpeech	-5dB	0.17 \pm 0.11	2.88 \pm 0.31	0.05 \pm 0.08	10.61 \pm 2.32	0.55 \pm 0.50	2.34 \pm 0.29
	+0dB	0.31 \pm 0.16	3.03 \pm 0.31	0.05 \pm 0.08	8.26 \pm 2.08	0.62 \pm 0.48	2.59 \pm 0.35
	+5dB	0.26 \pm 0.13	2.95 \pm 0.29	0.05 \pm 0.08	8.26 \pm 1.66	0.63 \pm 0.48	2.50 \pm 0.31
	+10dB	0.30 \pm 0.13	3.00 \pm 0.30	0.05 \pm 0.08	7.66 \pm 1.36	0.61 \pm 0.49	2.59 \pm 0.34
StyleTTS	-5dB	0.13 \pm 0.08	3.95 \pm 0.28	0.04 \pm 0.06	9.29 \pm 1.27	0.63 \pm 0.48	2.77 \pm 0.32
	+0dB	0.18 \pm 0.09	4.08 \pm 0.26	0.04 \pm 0.07	8.03 \pm 1.45	0.63 \pm 0.48	2.94 \pm 0.31
	+5dB	0.15 \pm 0.08	4.02 \pm 0.24	0.04 \pm 0.07	8.31 \pm 1.28	0.59 \pm 0.49	2.80 \pm 0.32
	+10dB	0.17 \pm 0.08	4.08 \pm 0.22	0.04 \pm 0.07	7.86 \pm 1.13	0.60 \pm 0.49	2.88 \pm 0.28
SparkTTS	-5dB	0.09 \pm 0.13	2.44 \pm 1.17	0.72 \pm 0.39	10.04 \pm 5.80	0.47 \pm 0.50	1.99 \pm 0.84
	+0dB	0.29 \pm 0.27	3.35 \pm 1.23	0.43 \pm 0.57	7.61 \pm 4.50	0.53 \pm 0.50	2.56 \pm 0.91
	+5dB	0.22 \pm 0.22	2.85 \pm 1.22	0.50 \pm 0.44	8.63 \pm 4.23	0.52 \pm 0.50	2.25 \pm 0.84
	+10dB	0.25 \pm 0.24	3.01 \pm 1.22	0.50 \pm 0.47	7.34 \pm 3.69	0.54 \pm 0.50	2.36 \pm 0.84
MossTTS	-5dB	0.19 \pm 0.15	3.60 \pm 0.64	0.23 \pm 0.60	9.55 \pm 2.01	0.58 \pm 0.49	3.15 \pm 0.27
	+0dB	0.43 \pm 0.23	3.91 \pm 0.70	0.20 \pm 0.47	7.53 \pm 2.13	0.64 \pm 0.48	3.23 \pm 0.30
	+5dB	0.39 \pm 0.19	3.59 \pm 0.73	0.19 \pm 0.37	7.61 \pm 1.79	0.66 \pm 0.48	3.19 \pm 0.26
	+10dB	0.46 \pm 0.17	3.77 \pm 0.58	0.10 \pm 0.17	7.08 \pm 1.44	0.62 \pm 0.48	3.23 \pm 0.21
Higgs	-5dB	0.21 \pm 0.20	4.13 \pm 0.63	0.27 \pm 1.34	7.98 \pm 2.89	0.60 \pm 0.49	3.16 \pm 0.46
	+0dB	0.48 \pm 0.24	4.18 \pm 0.61	0.25 \pm 1.62	6.36 \pm 2.31	0.62 \pm 0.48	3.24 \pm 0.42
	+5dB	0.42 \pm 0.22	4.16 \pm 0.64	0.43 \pm 3.29	6.68 \pm 2.07	0.61 \pm 0.49	3.21 \pm 0.44
	+10dB	0.50 \pm 0.19	4.20 \pm 0.52	0.16 \pm 0.76	6.36 \pm 2.08	0.67 \pm 0.47	3.23 \pm 0.40
CozyVoice	-5dB	0.20 \pm 0.15	4.10 \pm 0.36	0.66 \pm 0.53	10.66 \pm 2.61	0.53 \pm 0.50	3.32 \pm 0.17
	+0dB	0.50 \pm 0.22	4.24 \pm 0.33	0.22 \pm 0.39	7.14 \pm 2.47	0.64 \pm 0.48	3.36 \pm 0.13
	+5dB	0.47 \pm 0.16	4.17 \pm 0.30	0.15 \pm 0.26	6.89 \pm 1.66	0.62 \pm 0.49	3.34 \pm 0.14
	+10dB	0.57 \pm 0.13	4.20 \pm 0.23	0.06 \pm 0.13	6.22 \pm 1.34	0.69 \pm 0.46	3.33 \pm 0.13
GLMTTS	-5dB	0.18 \pm 0.15	3.48 \pm 0.53	0.16 \pm 0.24	9.59 \pm 2.15	0.59 \pm 0.49	3.19 \pm 0.28
	+0dB	0.49 \pm 0.23	3.83 \pm 0.57	0.10 \pm 0.21	6.97 \pm 2.03	0.66 \pm 0.47	3.27 \pm 0.24
	+5dB	0.48 \pm 0.16	3.60 \pm 0.41	0.08 \pm 0.15	7.00 \pm 1.54	0.68 \pm 0.47	3.24 \pm 0.20
	+10dB	0.58 \pm 0.13	3.68 \pm 0.40	0.05 \pm 0.09	6.33 \pm 1.29	0.64 \pm 0.48	3.25 \pm 0.17
VibeVoice	-5dB	0.18 \pm 0.16	3.35 \pm 1.07	0.14 \pm 0.31	8.09 \pm 2.27	0.50 \pm 0.50	3.07 \pm 0.56
	+0dB	0.41 \pm 0.23	3.60 \pm 0.99	0.11 \pm 0.23	7.12 \pm 2.24	0.60 \pm 0.49	3.15 \pm 0.48
	+5dB	0.34 \pm 0.22	3.25 \pm 1.12	0.17 \pm 0.38	7.45 \pm 2.34	0.48 \pm 0.50	3.01 \pm 0.62
	+10dB	0.41 \pm 0.20	3.42 \pm 0.97	0.12 \pm 0.25	7.16 \pm 2.28	0.60 \pm 0.49	3.10 \pm 0.49
MGM-Omni	-5dB	0.16 \pm 0.15	3.56 \pm 1.07	0.33 \pm 0.41	8.77 \pm 2.68	0.58 \pm 0.49	2.85 \pm 0.74
	+0dB	0.44 \pm 0.26	3.95 \pm 0.81	0.22 \pm 0.33	6.91 \pm 2.52	0.61 \pm 0.49	3.11 \pm 0.56
	+5dB	0.36 \pm 0.23	3.63 \pm 1.04	0.30 \pm 0.40	7.47 \pm 2.88	0.56 \pm 0.50	2.92 \pm 0.69
	+10dB	0.45 \pm 0.24	3.81 \pm 0.94	0.27 \pm 0.37	6.98 \pm 2.78	0.57 \pm 0.49	3.01 \pm 0.60
PlayDiffusion	-5dB	0.20 \pm 0.13	3.81 \pm 0.42	0.03 \pm 0.06	9.54 \pm 1.71	0.67 \pm 0.47	3.07 \pm 0.31
	+0dB	0.41 \pm 0.20	4.03 \pm 0.40	0.03 \pm 0.06	8.86 \pm 1.67	0.60 \pm 0.49	3.17 \pm 0.26
	+5dB	0.35 \pm 0.15	3.89 \pm 0.38	0.03 \pm 0.07	9.25 \pm 1.55	0.57 \pm 0.50	3.12 \pm 0.28
	+10dB	0.43 \pm 0.14	3.99 \pm 0.34	0.03 \pm 0.07	8.72 \pm 1.52	0.62 \pm 0.49	3.16 \pm 0.25

Table 18. Performance on Text Hallucination (Hallucination-VCTK). Metrics compare hallucination robustness.

Model	SIM↑	MOS↑	WER↓	MCD↓	RTF↓	SVA↑	EMC↑
FishSpeech	0.35 \pm 0.01	4.37 \pm 0.02	0.33 \pm 0.02	10.01 \pm 0.16	3.24	0.83 \pm 0.03	0.85 \pm 0.02
OZSpeech	0.28 \pm 0.01	3.35 \pm 0.03	0.59 \pm 0.16	10.28 \pm 0.11	8.21	0.65 \pm 0.03	0.54 \pm 0.03
StyleTTS	0.18 \pm 0.01	4.05 \pm 0.03	0.71 \pm 0.13	10.32 \pm 0.19	0.10	0.23 \pm 0.03	0.81 \pm 0.03
SparkTTS	0.34 \pm 0.02	3.50 \pm 0.07	0.81 \pm 0.11	7.11 \pm 0.24	1.60	0.64 \pm 0.03	0.82 \pm 0.03
MossTTS	0.42 \pm 0.01	4.06 \pm 0.04	0.99 \pm 0.16	7.98 \pm 0.18	0.90	0.90 \pm 0.02	0.80 \pm 0.03
Higgs	0.42 \pm 0.01	4.21 \pm 0.04	1.39 \pm 0.44	9.36 \pm 0.20	1.77	0.87 \pm 0.02	0.86 \pm 0.02
CozyVoice	0.52 \pm 0.01	4.34 \pm 0.03	0.68 \pm 0.11	9.91 \pm 0.16	0.96	0.97 \pm 0.01	0.86 \pm 0.02
GLMTTS	0.53 \pm 0.01	4.09 \pm 0.03	0.62 \pm 0.12	9.30 \pm 0.14	1.23	0.97 \pm 0.01	0.83 \pm 0.03
VibeVoice	0.41 \pm 0.01	3.94 \pm 0.05	0.66 \pm 0.19	9.81 \pm 0.13	2.39	0.90 \pm 0.02	0.81 \pm 0.03
MGM-Omni	0.40 \pm 0.02	3.72 \pm 0.07	0.56 \pm 0.03	7.85 \pm 0.21	0.72	0.74 \pm 0.03	0.79 \pm 0.03
PlayDiffusion	0.41 \pm 0.01	4.12 \pm 0.03	0.32 \pm 0.02	13.69 \pm 0.14	0.24	0.92 \pm 0.02	0.89 \pm 0.02

Table 19. Evaluation of the protected audio on LibriTTS.

Dataset	SNR	MCD	SIM	WER	SpeechMOS	DNSMOS
Gaussian Noise	6.10	11.25	0.71	0.19	1.39	1.98
SPEC	8.08	12.67	0.59	0.34	1.40	1.97
POP	17.08	2.08	0.92	0.17	3.00	3.02
SafeSpeech	9.48	11.51	0.62	0.26	1.48	2.06
Enkido	8.07	8.03	0.72	0.24	1.52	2.26
Denoise-SPEC	15.29	3.39	0.51	0.29	3.23	3.15

Table 22. Long-Context Generation. Performance evaluation on Long LibriSpeech dataset.

Model	SIM ↑	MOS ↑	WER ↓	MCD ↓	RTF ↓	SVA ↑	EMC ↑
<i>Dataset: Long LibriSpeech</i>							
CozyVoice	0.53 \pm 0.04	2.93 \pm 0.26	0.93 \pm 0.04	12.54 \pm 0.60	1.27	0.95 \pm 0.05	0.45 \pm 0.11
FishSpeech	0.57 \pm 0.03	4.40 \pm 0.03	0.66 \pm 0.06	12.36 \pm 0.69	3.03	1.00 \pm 0.00	0.50 \pm 0.11
Higgs	0.52 \pm 0.05	3.83 \pm 0.20	0.66 \pm 0.07	12.27 \pm 0.76	1.13	0.80 \pm 0.09	0.60 \pm 0.11
GLMTTS	0.76 \pm 0.01	3.81 \pm 0.07	0.20 \pm 0.03	7.96 \pm 0.51	0.90	1.00 \pm 0.00	0.65 \pm 0.11
MGM-Omni	0.44 \pm 0.07	3.48 \pm 0.21	0.49 \pm 0.09	10.64 \pm 0.84	0.59	0.70 \pm 0.10	0.30 \pm 0.10
MossTTS	0.64 \pm 0.02	3.93 \pm 0.10	0.40 \pm 0.07	7.92 \pm 0.53	0.59	1.00 \pm 0.00	0.45 \pm 0.11
PlayDiffusion	0.64 \pm 0.02	3.74 \pm 0.04	0.43 \pm 0.02	10.40 \pm 0.42	0.40	1.00 \pm 0.00	0.60 \pm 0.11
SparkTTS	0.35 \pm 0.05	3.10 \pm 0.23	0.91 \pm 0.03	14.64 \pm 1.02	1.26	0.65 \pm 0.11	0.40 \pm 0.11
VibeVoice	0.62 \pm 0.03	3.65 \pm 0.12	0.34 \pm 0.05	8.39 \pm 0.65	1.51	1.00 \pm 0.00	0.45 \pm 0.11

Table 20. Protected Audio VC Evaluation (Part 1). Comparison of protection methods on LibriTTS (Models A–M).

Protection	SIM \uparrow	MOS \uparrow	WER \downarrow	MCD \downarrow	RTF \downarrow	SVA \uparrow	EMC \uparrow
Model: CosyVoice							
Gaussian Noise	0.38 \pm 0.00	2.92 \pm 0.02	0.11 \pm 0.00	11.28 \pm 0.05	0.99	0.82 \pm 0.01	0.54 \pm 0.01
POP	0.55 \pm 0.00	4.33 \pm 0.01	0.06 \pm 0.00	6.18 \pm 0.04	1.53	0.94 \pm 0.01	0.69 \pm 0.01
Enkidu	0.45 \pm 0.00	3.75 \pm 0.02	0.09 \pm 0.01	7.28 \pm 0.05	1.81	0.85 \pm 0.01	0.61 \pm 0.01
SafeSpeech	0.32 \pm 0.00	2.74 \pm 0.02	0.12 \pm 0.01	11.65 \pm 0.06	1.16	0.69 \pm 0.01	0.52 \pm 0.01
SPEC	0.34 \pm 0.00	4.14 \pm 0.01	0.07 \pm 0.00	6.22 \pm 0.04	1.36	0.77 \pm 0.01	0.64 \pm 0.01
Model: FishSpeech							
Gaussian Noise	0.23 \pm 0.00	2.90 \pm 0.02	0.08 \pm 0.00	10.84 \pm 0.05	4.08	0.45 \pm 0.01	0.56 \pm 0.01
POP	0.44 \pm 0.00	4.34 \pm 0.01	0.06 \pm 0.00	6.62 \pm 0.03	2.93	0.83 \pm 0.01	0.67 \pm 0.01
Enkidu	0.33 \pm 0.00	4.21 \pm 0.01	0.06 \pm 0.00	7.27 \pm 0.04	2.56	0.67 \pm 0.01	0.65 \pm 0.01
SafeSpeech	0.24 \pm 0.00	3.15 \pm 0.02	0.08 \pm 0.01	9.60 \pm 0.05	2.03	0.47 \pm 0.01	0.57 \pm 0.01
SPEC	0.29 \pm 0.00	4.15 \pm 0.01	0.07 \pm 0.00	6.65 \pm 0.03	2.42	0.64 \pm 0.01	0.63 \pm 0.01
Model: GLM-TTS							
Gaussian Noise	0.39 \pm 0.00	2.84 \pm 0.02	0.13 \pm 0.01	8.58 \pm 0.05	1.16	0.81 \pm 0.01	0.54 \pm 0.01
POP	0.53 \pm 0.00	3.88 \pm 0.01	0.11 \pm 0.01	6.70 \pm 0.04	1.17	0.90 \pm 0.01	0.66 \pm 0.01
Enkidu	0.44 \pm 0.00	3.62 \pm 0.01	0.12 \pm 0.01	7.08 \pm 0.04	1.17	0.83 \pm 0.01	0.62 \pm 0.01
SafeSpeech	0.33 \pm 0.00	2.86 \pm 0.01	0.15 \pm 0.01	8.62 \pm 0.05	1.15	0.70 \pm 0.01	0.54 \pm 0.01
SPEC	0.31 \pm 0.00	2.64 \pm 0.02	0.18 \pm 0.01	9.07 \pm 0.05	1.15	0.65 \pm 0.01	0.51 \pm 0.01
Model: Higgs							
Gaussian Noise	0.27 \pm 0.00	2.55 \pm 0.03	0.34 \pm 0.06	10.03 \pm 0.07	3.37	0.56 \pm 0.01	0.52 \pm 0.01
POP	0.52 \pm 0.00	4.24 \pm 0.01	0.08 \pm 0.02	6.39 \pm 0.04	1.33	0.89 \pm 0.01	0.69 \pm 0.01
Enkidu	0.43 \pm 0.00	4.04 \pm 0.02	0.15 \pm 0.06	7.08 \pm 0.06	3.17	0.81 \pm 0.01	0.65 \pm 0.01
SafeSpeech	0.26 \pm 0.00	2.47 \pm 0.02	0.31 \pm 0.06	11.07 \pm 0.07	1.40	0.54 \pm 0.01	0.45 \pm 0.01
SPEC	0.33 \pm 0.00	4.04 \pm 0.01	0.20 \pm 0.04	6.47 \pm 0.04	6.04	0.74 \pm 0.01	0.63 \pm 0.01
Model: MGM-Omni							
Gaussian Noise	0.23 \pm 0.00	2.93 \pm 0.02	0.50 \pm 0.01	10.21 \pm 0.10	1.08	0.48 \pm 0.01	0.56 \pm 0.01
POP	0.49 \pm 0.00	4.14 \pm 0.01	0.15 \pm 0.01	6.35 \pm 0.06	1.09	0.85 \pm 0.01	0.68 \pm 0.01
Enkidu	0.32 \pm 0.01	3.58 \pm 0.02	0.39 \pm 0.01	8.83 \pm 0.10	0.53	0.61 \pm 0.01	0.61 \pm 0.01
SafeSpeech	0.18 \pm 0.00	2.84 \pm 0.02	0.54 \pm 0.01	9.89 \pm 0.09	0.55	0.38 \pm 0.01	0.54 \pm 0.01
SPEC	0.31 \pm 0.00	3.94 \pm 0.02	0.17 \pm 0.01	6.56 \pm 0.06	1.10	0.70 \pm 0.01	0.63 \pm 0.01
Model: MossTTS							
Gaussian Noise	0.25 \pm 0.00	1.91 \pm 0.02	0.94 \pm 0.16	12.66 \pm 0.07	1.30	0.48 \pm 0.01	0.52 \pm 0.01
POP	0.45 \pm 0.00	3.93 \pm 0.01	0.29 \pm 0.02	7.38 \pm 0.05	1.20	0.81 \pm 0.01	0.63 \pm 0.01
Enkidu	0.34 \pm 0.00	3.18 \pm 0.03	0.47 \pm 0.05	9.59 \pm 0.08	0.81	0.65 \pm 0.01	0.59 \pm 0.01
SafeSpeech	0.24 \pm 0.00	2.15 \pm 0.02	0.88 \pm 0.13	11.33 \pm 0.07	0.77	0.47 \pm 0.01	0.47 \pm 0.01
SPEC	0.29 \pm 0.00	3.72 \pm 0.01	0.29 \pm 0.02	7.22 \pm 0.04	1.70	0.62 \pm 0.01	0.61 \pm 0.01

Table 23. Multilingual Generalization. Performance on French (Common Voice) and Mandarin (AISHELL-1) datasets.

Model	SIM \uparrow	MOS \uparrow	WER \downarrow	MCD \downarrow	RTF \downarrow	SVA \uparrow
Dataset: Common Voice (French)						
FishSpeech	0.37 \pm 0.00	3.20 \pm 0.01	0.34 \pm 0.02	5.71 \pm 0.06	1.94	0.77 \pm 0.01
Higgs	0.35 \pm 0.00	2.96 \pm 0.02	1.14 \pm 0.13	5.35 \pm 0.07	1.59	0.69 \pm 0.01
VibeVoice	0.34 \pm 0.00	2.80 \pm 0.01	0.68 \pm 0.01	6.91 \pm 0.05	1.61	0.70 \pm 0.01
Dataset: AISHELL (Mandarin)						
CozyVoice	0.72 \pm 0.00	2.68 \pm 0.01	0.15 \pm 0.01	3.84 \pm 0.02	2.23	1.00 \pm 0.00
FishSpeech	0.61 \pm 0.00	2.90 \pm 0.01	0.47 \pm 0.01	4.30 \pm 0.02	2.15	1.00 \pm 0.00
Higgs	0.58 \pm 0.01	2.72 \pm 0.01	0.78 \pm 0.06	3.46 \pm 0.03	1.91	0.88 \pm 0.01
GLMTTS	0.69 \pm 0.00	2.33 \pm 0.01	0.35 \pm 0.01	4.13 \pm 0.02	0.96	1.00 \pm 0.00
MGM-Omni	0.71 \pm 0.00	2.69 \pm 0.01	0.18 \pm 0.01	3.76 \pm 0.02	1.03	1.00 \pm 0.00
MossTTS	0.44 \pm 0.00	2.06 \pm 0.01	5.42 \pm 0.21	6.89 \pm 0.06	0.82	0.83 \pm 0.01
PlayDiffusion	0.44 \pm 0.00	2.78 \pm 0.01	1.79 \pm 0.03	14.61 \pm 0.07	1.39	0.95 \pm 0.00
SparkTTS	0.57 \pm 0.00	2.84 \pm 0.01	0.56 \pm 0.02	7.86 \pm 0.05	2.18	0.96 \pm 0.00
VibeVoice	0.56 \pm 0.00	2.47 \pm 0.01	0.23 \pm 0.01	6.82 \pm 0.04	0.86	0.97 \pm 0.00

Table 21. Protected Audio VC Evaluation (Part 2). Comparison of protection methods on LibriTTS (Models O–V).

Protection	SIM \uparrow	MOS \uparrow	WER \downarrow	MCD \downarrow	RTF \downarrow	SVA \uparrow	EMC \uparrow
Model: OZSpeech							
Gaussian Noise	0.15 \pm 0.00	2.30 \pm 0.01	0.07 \pm 0.01	14.52 \pm 0.04	17.19	0.18 \pm 0.01	0.60 \pm 0.01
POP	0.34 \pm 0.00	3.09 \pm 0.01	0.06 \pm 0.00	7.42 \pm 0.04	7.50	0.73 \pm 0.01	0.62 \pm 0.01
Enkidu	0.19 \pm 0.00	2.53 \pm 0.01	0.06 \pm 0.00	12.28 \pm 0.07	12.28	0.29 \pm 0.01	0.56 \pm 0.01
SafeSpeech	0.16 \pm 0.00	2.18 \pm 0.01	0.07 \pm 0.00	12.66 \pm 0.07	9.12	0.22 \pm 0.01	0.57 \pm 0.01
SPEC	0.26 \pm 0.00	3.21 \pm 0.01	0.06 \pm 0.00	6.84 \pm 0.03	12.83	0.53 \pm 0.01	0.62 \pm 0.01
Model: PlayDiffusion							
Gaussian Noise	0.16 \pm 0.00	1.51 \pm 0.01	0.06 \pm 0.00	15.81 \pm 0.05	0.77	0.20 \pm 0.01	0.40 \pm 0.01
POP	0.47 \pm 0.00	4.01 \pm 0.01	0.05 \pm 0.00	8.57 \pm 0.05	0.95	0.86 \pm 0.01	0.67 \pm 0.01
Enkidu	0.34 \pm 0.00	3.43 \pm 0.02	0.05 \pm 0.00	10.47 \pm 0.06	0.57	0.68 \pm 0.01	0.59 \pm 0.01
SafeSpeech	0.17 \pm 0.00	2.06 \pm 0.02	0.06 \pm 0.00	14.81 \pm 0.07	0.56	0.26 \pm 0.01	0.37 \pm 0.01
SPEC	0.30 \pm 0.00	4.06 \pm 0.01	0.05 \pm 0.00	7.78 \pm 0.03	1.42	0.68 \pm 0.01	0.64 \pm 0.01
Model: SparkTTS							
Gaussian Noise	0.06 \pm 0.00	1.79 \pm 0.02	0.70 \pm 0.01	10.82 \pm 0.10	1.77	0.06 \pm 0.01	0.49 \pm 0.01
POP	0.36 \pm 0.01	3.79 \pm 0.02	0.26 \pm 0.01	6.55 \pm 0.08	1.37	0.68 \pm 0.01	0.63 \pm 0.01
Enkidu	0.14 \pm 0.00	2.71 \pm 0.02	0.62 \pm 0.01	8.40 \pm 0.14	1.41	0.25 \pm 0.01	0.54 \pm 0.01
SafeSpeech	0.13 \pm 0.00	1.75 \pm 0.01	0.51 \pm 0.01	12.21 \pm 0.09	1.23	0.20 \pm 0.01	0.44 \pm 0.01
SPEC	0.09 \pm 0.00	3.47 \pm 0.01	1.30 \pm 0.06	3.83 \pm 0.07	2.06	0.20 \pm 0.01	0.54 \pm 0.01
Model: StyleTTS2							
Gaussian Noise	0.03 \pm 0.00	1.50 \pm 0.01	0.07 \pm 0.01	10.43 \pm 0.02	0.15	0.01 \pm 0.00	0.20 \pm 0.01
POP	0.21 \pm 0.00	4.06 \pm 0.01	0.05 \pm 0.00	7.15 \pm 0.03	0.11	0.34 \pm 0.01	0.54 \pm 0.01
Enkidu	0.12 \pm 0.00	3.26 \pm 0.02	0.05 \pm 0.00	9.30 \pm 0.03	0.07	0.10 \pm 0.01	0.48 \pm 0.01
SafeSpeech	0.09 \pm 0.00	2.14 \pm 0.02	0.06 \pm 0.00	10.46 \pm 0.03	0.11	0.06 \pm 0.01	0.36 \pm 0.01
SPEC	0.19 \pm 0.00	4.31 \pm 0.01	0.05 \pm 0.00	6.71 \pm 0.02	0.11	0.24 \pm 0.01	0.57 \pm 0.01
Model: VibeVoice							
Gaussian Noise	0.28 \pm 0.00	2.61 \pm 0.02	0.19 \pm 0.01	9.34 \pm 0.07	1.34	0.57 \pm 0.01	0.53 \pm 0.01
POP	0.44 \pm 0.00	3.68 \pm 0.02	0.14 \pm 0.01	7.11 \pm 0.05	1.71	0.79 \pm 0.01	0.61 \pm 0.01
Enkidu	0.37 \pm 0.00	3.35 \pm 0.02	0.17 \pm 0.01	7.72 \pm 0.06	1.23	0.69 \pm 0.01	0.58 \pm 0.01
SafeSpeech	0.27 \pm 0.00	2.70 \pm 0.02	0.18 \pm 0.01	9.39 \pm 0.07	1.62	0.55 \pm 0.01	0.51 \pm 0.01
SPEC	0.32 \pm 0.00	3.52 \pm 0.02	0.18 \pm 0.01	6.94 \pm 0.05	1.06	0.69 \pm 0.01	0.57 \pm 0.01

Table 24. Performance metrics on LibriTTS.

Dataset	Model	SIM \uparrow	MOS \uparrow	WER \downarrow	MCD \downarrow	RTF \downarrow	SVA \uparrow	EMC \uparrow
LibriTTS (DEMUCS on SPEC)	FishSpeech	0.29 \pm 0.00	4.15 \pm 0.01	0.07 \pm 0.00	6.65 \pm 0.03	2.42	0.64 \pm 0.01	0.63 \pm 0.01
	OZSpeech	0.26 \pm 0.00	3.21 \pm 0.01	0.06 \pm 0.00	6.84 \pm 0.03	12.83	0.53 \pm 0.01	0.62 \pm 0.01
	StyleTTS	0.19 \pm 0.00	4.31 \pm 0.01	0.05 \pm 0.00	6.71 \pm 0.02	0.11	0.24 \pm 0.01	0.57 \pm 0.01
	SparkTTS	0.09 \pm 0.00	3.47 \pm 0.01	1.30 \pm 0.06	3.83 \pm 0.07	2.06	0.20 \pm 0.01	0.54 \pm 0.01
	MossTTS	0.29 \pm 0.00	3.72 \pm 0.01	0.29 \pm 0.02	7.22 \pm 0.04	1.70	0.62 \pm 0.01	0.61 \pm 0.01
	Higgs	0.33 \pm 0.00	4.04 \pm 0.01	0.20 \pm 0.04	6.47 \pm 0.04	6.04	0.74 \pm 0.01	0.63 \pm 0.01
	CozyVoice	0.34 \pm 0.00	4.14 \pm 0.01	0.07 \pm 0.00	6.22 \pm 0.04	1.36	0.77 \pm 0.01	0.64 \pm 0.01
	GLMTTS	0.32 \pm 0.00	3.41 \pm 0.01	0.12 \pm 0.01	6.60 \pm 0.04	4.61	0.71 \pm 0.01	0.62 \pm 0.01
	VibeVoice	0.32 \pm 0.00	3.52 \pm 0.02	0.18 \pm 0.01	6.94 \pm 0.05	1.06	0.69 \pm 0.01	0.57 \pm 0.01
	MGM-Omni	0.31 \pm 0.00	3.94 \pm 0.02	0.17 \pm 0.01	6.56 \pm 0.06	1.10	0.70 \pm 0.01	0.63 \pm 0.01
	PlayDiffusion	0.30 \pm 0.00	4.06 \pm 0.01	0.05 \pm 0.00	7.78 \pm 0.03	1.42	0.68 \pm 0.01	0.64 \pm 0.01

Table 25. **Performance on Natural Background Noises.** Evaluation on Background-VCTK under clean and noisy conditions.

Model	SIM \uparrow	MOS \uparrow	WER \downarrow	MCD \downarrow	RTF \downarrow	SVA \uparrow	EMC \uparrow
<i>Condition: Background-VCTK (Clean)</i>							
FishSpeech	0.50 \pm 0.01	4.28 \pm 0.01	0.01 \pm 0.00	5.36 \pm 0.09	4.08	0.95 \pm 0.01	0.82 \pm 0.03
OZSpeech	0.27 \pm 0.01	3.31 \pm 0.02	0.01 \pm 0.00	7.41 \pm 0.10	24.83	0.57 \pm 0.03	0.78 \pm 0.03
StyleTTS	0.20 \pm 0.01	4.32 \pm 0.01	0.01 \pm 0.00	6.07 \pm 0.06	0.54	0.27 \pm 0.03	0.55 \pm 0.04
SparkTTS	0.59 \pm 0.02	3.89 \pm 0.05	0.12 \pm 0.02	4.82 \pm 0.13	1.97	0.86 \pm 0.02	0.91 \pm 0.02
MossTTS	0.49 \pm 0.01	4.04 \pm 0.03	0.10 \pm 0.03	5.16 \pm 0.10	3.08	0.93 \pm 0.02	0.78 \pm 0.03
Higgs	0.59 \pm 0.01	4.26 \pm 0.02	0.05 \pm 0.02	5.41 \pm 0.10	5.61	0.99 \pm 0.01	0.84 \pm 0.03
CozyVoice	0.63 \pm 0.01	4.27 \pm 0.01	0.01 \pm 0.00	4.91 \pm 0.08	3.65	1.00 \pm 0.00	0.77 \pm 0.03
GLMTTS	0.62 \pm 0.01	4.04 \pm 0.02	0.02 \pm 0.00	5.07 \pm 0.08	0.83	1.00 \pm 0.00	0.78 \pm 0.03
VibeVoice	0.51 \pm 0.01	4.02 \pm 0.03	0.03 \pm 0.01	5.50 \pm 0.12	1.82	0.94 \pm 0.02	0.88 \pm 0.02
MGM-Omni	0.52 \pm 0.02	3.94 \pm 0.05	0.16 \pm 0.02	5.44 \pm 0.17	0.72	0.86 \pm 0.02	0.80 \pm 0.03
PlayDiffusion	0.43 \pm 0.01	4.15 \pm 0.02	0.01 \pm 0.00	8.79 \pm 0.13	0.47	0.97 \pm 0.01	0.90 \pm 0.02
<i>Condition: Background-VCTK (Noisy)</i>							
FishSpeech	0.39 \pm 0.01	3.83 \pm 0.02	0.02 \pm 0.00	6.76 \pm 0.10	1.91	0.82 \pm 0.02	0.79 \pm 0.02
OZSpeech	0.27 \pm 0.01	3.31 \pm 0.02	0.01 \pm 0.00	7.41 \pm 0.10	14.23	0.57 \pm 0.03	0.78 \pm 0.03
StyleTTS	0.17 \pm 0.01	3.27 \pm 0.04	0.01 \pm 0.00	7.18 \pm 0.07	0.10	0.22 \pm 0.02	0.59 \pm 0.02
SparkTTS	0.33 \pm 0.01	2.77 \pm 0.05	0.19 \pm 0.02	9.52 \pm 0.20	1.10	0.71 \pm 0.02	0.89 \pm 0.02
MossTTS	0.49 \pm 0.01	4.03 \pm 0.03	0.08 \pm 0.02	5.15 \pm 0.11	1.13	0.93 \pm 0.02	0.75 \pm 0.03
Higgs	0.42 \pm 0.01	3.43 \pm 0.04	0.11 \pm 0.02	7.77 \pm 0.12	1.18	0.82 \pm 0.02	0.90 \pm 0.02
CozyVoice	0.51 \pm 0.01	3.44 \pm 0.03	0.04 \pm 0.01	7.92 \pm 0.14	0.97	0.95 \pm 0.01	0.93 \pm 0.01
GLMTTS	0.62 \pm 0.01	4.04 \pm 0.02	0.02 \pm 0.00	5.07 \pm 0.08	0.86	1.00 \pm 0.00	0.78 \pm 0.03
VibeVoice	0.36 \pm 0.01	3.05 \pm 0.04	0.09 \pm 0.01	7.83 \pm 0.14	0.97	0.78 \pm 0.02	0.87 \pm 0.02
MGM-Omni	0.52 \pm 0.02	3.94 \pm 0.05	0.16 \pm 0.02	5.44 \pm 0.17	0.72	0.86 \pm 0.02	0.80 \pm 0.03
PlayDiffusion	0.43 \pm 0.01	4.15 \pm 0.02	0.01 \pm 0.00	8.79 \pm 0.13	0.48	0.97 \pm 0.01	0.90 \pm 0.02

Table 27. **Compression Robustness on clone vs clone compressed (Part 1).** Evaluation of model fidelity under AAC and MP3 compression.

Model	STOI \uparrow	MCD \downarrow	SIM \uparrow	WER \downarrow
<i>Codec: AAC 32k</i>				
CozyVoice	0.985	0.67	0.935	0.049
FishSpeech	0.987	1.22	0.884	0.028
GLMTTS	0.981	0.77	0.944	0.018
Higgs	0.966	0.85	0.943	0.111
MGM-Omni	0.974	0.44	0.942	0.290
MossTTS	0.973	0.58	0.918	0.048
OZSpeech	0.994	0.91	0.918	0.015
PlayDiffusion	0.983	2.26	0.900	0.009
SparkTTS	0.966	0.73	0.948	0.093
StyleTTS2	0.984	1.08	0.896	0.020
VibeVoice	0.982	1.12	0.909	0.033
<i>Codec: AAC 64k</i>				
CozyVoice	0.997	0.26	0.988	0.042
FishSpeech	0.995	0.78	0.966	0.014
GLMTTS	0.996	0.32	0.990	0.018
Higgs	0.988	0.36	0.989	0.111
MGM-Omni	0.993	0.15	0.984	0.288
MossTTS	0.988	0.24	0.978	0.056
OZSpeech	1.000	0.34	0.986	0.010
PlayDiffusion	0.995	1.28	0.983	0.009
SparkTTS	0.992	0.22	0.993	0.090
StyleTTS2	0.998	0.42	0.972	0.020
VibeVoice	0.997	0.47	0.985	0.019
<i>Codec: MP3 32k</i>				
CozyVoice	0.991	0.72	0.946	0.054
FishSpeech	0.992	1.06	0.845	0.013
GLMTTS	0.988	0.79	0.950	0.018
Higgs	0.971	0.92	0.944	0.113
MGM-Omni	0.984	0.51	0.952	0.288
MossTTS	0.979	0.59	0.943	0.051
OZSpeech	0.994	1.15	0.905	0.015
PlayDiffusion	0.990	1.94	0.855	0.012
SparkTTS	0.968	0.87	0.928	0.149
StyleTTS2	0.992	0.99	0.924	0.025
VibeVoice	0.990	1.01	0.923	0.021
<i>Codec: MP3 64k</i>				
CozyVoice	0.998	0.39	0.993	0.044
FishSpeech	0.997	0.66	0.985	0.014
GLMTTS	0.997	0.41	0.994	0.018
Higgs	0.990	0.47	0.993	0.111
MGM-Omni	0.996	0.28	0.992	0.288
MossTTS	0.990	0.36	0.992	0.048
OZSpeech	1.000	0.53	0.969	0.010
PlayDiffusion	0.997	1.04	0.989	0.009
SparkTTS	0.995	0.45	0.976	0.065
StyleTTS2	0.998	0.52	0.990	0.020
VibeVoice	0.998	0.51	0.993	0.019

Table 28. **Compression Robustness on cloone vs clone compressed (Part II).** Evaluation of model fidelity under Opus and Narrowband Phone codecs.

Model	STOI \uparrow	MCD \downarrow	SIM \uparrow	WER \downarrow
Codec: Opus 16k				
CozyVoice	0.968	1.00	0.946	0.049
FishSpeech	0.982	1.47	0.932	0.025
GLMTTS	0.954	1.09	0.952	0.018
Higgs	0.930	1.19	0.952	0.107
MGM-Omni	0.929	0.70	0.944	0.286
MossTTS	0.932	0.81	0.949	0.051
OZSpeech	0.987	1.52	0.937	0.012
PlayDiffusion	0.978	2.57	0.935	0.009
SparkTTS	0.877	1.12	0.947	0.138
StyleTTS2	0.979	1.42	0.918	0.020
VibeVoice	0.969	1.35	0.935	0.026
Codec: Opus 24k				
CozyVoice	0.980	0.76	0.971	0.033
FishSpeech	0.990	1.12	0.962	0.023
GLMTTS	0.969	0.81	0.973	0.018
Higgs	0.945	0.92	0.972	0.106
MGM-Omni	0.953	0.54	0.961	0.288
MossTTS	0.948	0.62	0.972	0.043
OZSpeech	0.995	1.03	0.968	0.012
PlayDiffusion	0.989	2.01	0.965	0.011
SparkTTS	0.912	0.85	0.975	0.065
StyleTTS2	0.988	1.07	0.947	0.020
VibeVoice	0.981	1.04	0.965	0.022
Codec: Phone NB				
CozyVoice	0.987	2.56	0.713	0.035
FishSpeech	0.987	3.79	0.667	0.019
GLMTTS	0.988	2.70	0.731	0.022
Higgs	0.978	3.29	0.684	0.106
MGM-Omni	0.968	1.81	0.736	0.290
MossTTS	0.987	2.22	0.670	0.031
OZSpeech	0.984	4.25	0.697	0.010
PlayDiffusion	0.986	5.29	0.683	0.009
SparkTTS	0.966	3.37	0.680	0.175
StyleTTS2	0.983	3.06	0.686	0.019
VibeVoice	0.986	3.26	0.711	0.021

Table 26. Denoising performance on SPEC with DEMUCS.

Model	Condition	SIM \uparrow	MOS \uparrow	WER \downarrow	MCD \downarrow	RTF \downarrow	SVA \uparrow	EMC \uparrow
CozyVoice	Clean	0.60 \pm 0.00	4.39 \pm 0.01	0.17 \pm 0.01	6.17 \pm 0.04	4.58	0.97 \pm 0.01	0.73 \pm 0.01
	SPEC	0.34 \pm 0.00	4.14 \pm 0.01	0.07 \pm 0.00	6.22 \pm 0.04	1.36	0.77 \pm 0.01	0.64 \pm 0.01
	DEMUCS	0.34 \pm 0.00	4.14 \pm 0.01	0.07 \pm 0.00	6.22 \pm 0.04	1.36	0.77 \pm 0.01	0.64 \pm 0.01
FishSpeech	Clean	0.47 \pm 0.00	4.37 \pm 0.00	0.17 \pm 0.01	6.47 \pm 0.03	3.61	0.91 \pm 0.01	0.68 \pm 0.01
	SPEC	0.29 \pm 0.00	4.15 \pm 0.01	0.07 \pm 0.00	6.65 \pm 0.03	2.42	0.64 \pm 0.01	0.63 \pm 0.01
	DEMUCS	0.29 \pm 0.00	4.15 \pm 0.01	0.07 \pm 0.00	6.65 \pm 0.03	2.42	0.64 \pm 0.01	0.63 \pm 0.01
GLMTTS	Clean	0.57 \pm 0.00	4.08 \pm 0.01	0.09 \pm 0.00	6.41 \pm 0.03	1.74	0.95 \pm 0.00	0.68 \pm 0.01
	SPEC	0.31 \pm 0.00	2.64 \pm 0.02	0.18 \pm 0.01	9.07 \pm 0.05	1.15	0.65 \pm 0.01	0.51 \pm 0.01
	DEMUCS	0.32 \pm 0.00	3.41 \pm 0.01	0.12 \pm 0.01	6.60 \pm 0.04	4.61	0.71 \pm 0.01	0.62 \pm 0.01
Higgs	Clean	0.56 \pm 0.00	4.30 \pm 0.01	0.25 \pm 0.03	6.06 \pm 0.04	1.42	0.94 \pm 0.01	0.72 \pm 0.01
	SPEC	0.24 \pm 0.00	2.43 \pm 0.02	0.32 \pm 0.04	11.41 \pm 0.07	4.63	0.47 \pm 0.01	0.45 \pm 0.01
	DEMUCS	0.33 \pm 0.00	4.04 \pm 0.01	0.20 \pm 0.04	6.47 \pm 0.04	6.04	0.74 \pm 0.01	0.63 \pm 0.01
MGM-Omni	Clean	0.54 \pm 0.00	4.28 \pm 0.01	0.09 \pm 0.00	5.82 \pm 0.04	0.84	0.93 \pm 0.01	0.68 \pm 0.01
	SPEC	0.17 \pm 0.00	2.72 \pm 0.02	0.57 \pm 0.01	10.20 \pm 0.09	1.21	0.34 \pm 0.01	0.55 \pm 0.01
	DEMUCS	0.31 \pm 0.00	3.94 \pm 0.02	0.17 \pm 0.01	6.56 \pm 0.06	1.10	0.70 \pm 0.01	0.63 \pm 0.01
MossTTS	Clean	0.24 \pm 0.00	2.15 \pm 0.02	0.88 \pm 0.13	11.33 \pm 0.07	0.77	0.47 \pm 0.01	0.47 \pm 0.01
	SPEC	0.22 \pm 0.00	2.09 \pm 0.02	0.97 \pm 0.16	11.78 \pm 0.08	1.08	0.40 \pm 0.01	0.45 \pm 0.01
	DEMUCS	0.29 \pm 0.00	3.72 \pm 0.01	0.29 \pm 0.02	7.22 \pm 0.04	1.70	0.62 \pm 0.01	0.61 \pm 0.01
OZSpeech	Clean	0.39 \pm 0.00	3.21 \pm 0.01	0.06 \pm 0.00	6.87 \pm 0.03	8.75	0.84 \pm 0.01	0.64 \pm 0.01
	SPEC	0.15 \pm 0.00	2.05 \pm 0.01	0.06 \pm 0.00	13.02 \pm 0.07	17.32	0.19 \pm 0.01	0.56 \pm 0.01
	DEMUCS	0.26 \pm 0.00	3.21 \pm 0.01	0.06 \pm 0.00	6.84 \pm 0.03	12.83	0.53 \pm 0.01	0.62 \pm 0.01
PlayDiffusion	Clean	0.51 \pm 0.00	4.15 \pm 0.01	0.05 \pm 0.00	8.06 \pm 0.04	0.73	0.94 \pm 0.01	0.68 \pm 0.01
	SPEC	0.15 \pm 0.00	1.89 \pm 0.02	0.06 \pm 0.00	15.44 \pm 0.07	0.94	0.18 \pm 0.01	0.34 \pm 0.01
	DEMUCS	0.30 \pm 0.00	4.06 \pm 0.01	0.05 \pm 0.00	7.78 \pm 0.03	1.42	0.68 \pm 0.01	0.64 \pm 0.01
SparkTTS	Clean	0.41 \pm 0.01	4.06 \pm 0.01	0.33 \pm 0.01	5.83 \pm 0.05	1.56	0.76 \pm 0.01	0.67 \pm 0.01
	SPEC	0.11 \pm 0.00	1.67 \pm 0.01	0.56 \pm 0.01	12.48 \pm 0.09	1.87	0.15 \pm 0.01	0.45 \pm 0.01
	DEMUCS	0.09 \pm 0.00	3.47 \pm 0.01	1.30 \pm 0.06	3.83 \pm 0.07	2.06	0.20 \pm 0.01	0.54 \pm 0.01
StyleTTS	Clean	0.23 \pm 0.00	4.30 \pm 0.01	0.05 \pm 0.00	6.81 \pm 0.02	0.11	0.39 \pm 0.01	0.59 \pm 0.01
	SPEC	0.08 \pm 0.00	1.96 \pm 0.02	0.06 \pm 0.00	10.77 \pm 0.03	0.18	0.06 \pm 0.01	0.36 \pm 0.01
	DEMUCS	0.19 \pm 0.00	4.31 \pm 0.01	0.05 \pm 0.00	6.71 \pm 0.02	0.11	0.24 \pm 0.01	0.57 \pm 0.01
VibeVoice	Clean	0.48 \pm 0.00	3.83 \pm 0.02	0.23 \pm 0.01	6.76 \pm 0.05	1.86	0.85 \pm 0.01	0.62 \pm 0.01
	SPEC	0.25 \pm 0.00	2.63 \pm 0.02	0.20 \pm 0.01	9.64 \pm 0.07	2.35	0.50 \pm 0.01	0.50 \pm 0.01
	DEMUCS	0.32 \pm 0.00	3.52 \pm 0.02	0.18 \pm 0.01	6.94 \pm 0.05	1.06	0.69 \pm 0.01	0.57 \pm 0.01