



# PolarMem: A Training-Free Polarized Latent Graph Memory for Verifiable Multimodal Agents

Zhisheng Chen<sup>\*12</sup> Tingyu Wu<sup>\*12</sup> Zijie Zhou<sup>\*3</sup> Zhengwei Xie<sup>4</sup> Ziyang Weng<sup>5</sup> Yingwei Zhang<sup>12</sup>

## Abstract

As multimodal agents evolve from passive observers to long-horizon decision-makers, they require memory systems that provide not just information availability but logical verifiability. A fundamental limitation of current architectures is the epistemic asymmetry inherent in probabilistic vision-language models and dense associative memories: they conflate semantic affinity with factual existence and structurally fail to encode negative constraints. To this end, we introduce PolarMem, a training-free Polarized Latent Graph Memory designed to ground agent reasoning in verifiable evidence. PolarMem transforms fuzzy perceptual likelihoods into discrete logical constraints through non-parametric distributional partitioning. Furthermore, it employs a polarized graph topology with orthogonal inhibitory connections to explicitly store verified negation as a primary cognitive state. At inference time, we enforce a logic-dominant retrieval paradigm, suppressing hallucinatory patterns that violate negative constraints. Extensive evaluation across eight frozen Vision-Language Models and six benchmarks demonstrates that PolarMem functions as a robust cognitive system, establishing a foundation for verifiable multimodal agents. Our code is available at <https://github.com/czs-ict/PolarMem>.

## 1. Introduction

Multimodal agents are increasingly deployed as active *decision-makers* rather than passive observers, marking a

<sup>\*</sup>Equal contribution <sup>1</sup>Beijing Key Laboratory of Mobile Computing and Pervasive Device, Institute of Computing Technology, Chinese Academy of Sciences, Beijing, China <sup>2</sup>University of Chinese Academy of Sciences, Beijing, China <sup>3</sup>China University of Petroleum, Beijing <sup>4</sup>University of Science and Technology of China <sup>5</sup>City University of Hong Kong. Correspondence to: Yingwei Zhang <zhangyingwei@ict.ac.cn>.

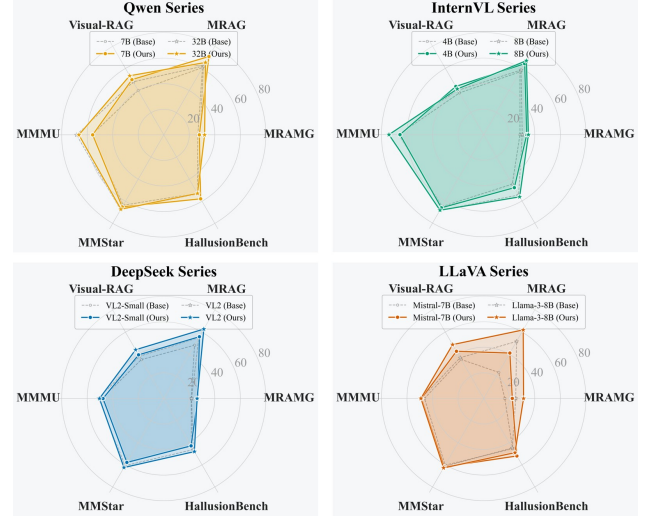


Figure 1. Performance comparison across four representative VLM families. The radar charts illustrate the performance of PolarMem (solid lines) versus the baselines (dashed lines) on six multi-modal benchmarks. We evaluate models of varying scales (indicated by circles for smaller and stars for larger models) within the (a) Qwen, (b) InternVL, (c) DeepSeek, and (d) LLaVA series. PolarMem consistently expands the performance envelope, particularly in retrieval-intensive tasks (MRAG, MRAMG).

paradigm shift that requires them to plan and respond based on visual evidence over long horizons (Driess et al., 2023; Zitkovich et al., 2023). A persistent obstacle to this transition is that modern Vision-Language Models (VLMs) are intrinsically probabilistic: a single visual scene often induces a diffuse and prompt-sensitive confidence spectrum over candidate concepts. When an agent performs multi-step reasoning and memory recall on top of this epistemic uncertainty, small instances of perceptual noise can be amplified through the reasoning chain, yielding hallucinations that fundamentally contradict the visual world (Huang et al., 2025).

A common mitigation strategy is to expand context windows or attach vector retrieval mechanisms to supply external knowledge (Lewis et al., 2020; Zhong et al., 2024). While these approaches effectively address the *availability* of information, similarity-based recall fails to ensure *verifiability*. Dense retrieval inherently conflates semantic

relatedness with factual existence, often prioritizing high-similarity but logically conflicting memories (Karpukhin et al., 2020). Moreover, mainstream vector memories are effectively *positive-only*: they store and retrieve what is logically or semantically close, but lack an explicit mechanism to encode negative constraints (e.g., “ensure  $X$  is *not* present”) or to retain falsified hypotheses. As a result, simply increasing memory capacity risks accumulating contradictory evidence rather than resolving it, and may worsen hallucination rates under longer retrieved contexts (Huang et al., 2025).

To address these limitations, this paper proposes **PolarMem**, a training-free, inference-time memory intervention (Lewis et al., 2020) that converts fuzzy perceptual likelihoods into explicit *polarized* logical constraints for retrieval and generation. PolarMem first performs semantic consistency verification by querying an ensemble of prompts and aggregating the model’s verification signals into a calibrated confidence estimate for each proposed concept. It then applies adaptive distributional partitioning—a non-parametric, image-specific thresholding procedure with an explicit uncertainty margin—to strictly split candidates into HAS (verified presence), NOT\_HAS (reflective negation), and an Uncertain buffer. We store these states in a polarized graph memory that utilizes orthogonal HAS and NOT\_HAS edges to treat negative knowledge as an independent constraint, distinguishing confirmed absence from the implicit inferences derived from vector similarity.

At inference time, PolarMem reformulates recall as a lexicographical logic-aware retrieval protocol: logical consistency is enforced as a strict prerequisite, and semantic similarity serves merely to refine the ranking within the subset of logically verified candidates. This formulation induces constraint dominance without the need to merge heterogeneous signals into a single tunable scalar, and ensures that memories violating avoidance constraints are categorically suppressed even if they exhibit high semantic affinity. The resulting logically sanitized evidence is serialized into the context, enabling a frozen backbone VLM to generate responses grounded in verifiable memory rather than hallucination-prone parametric priors.

Our contributions are summarized as follows:

- Training-Free Probabilistic-to-Logical Grounding.**  
 We introduce a non-parametric framework to bridge the gap between continuous perceptual uncertainty and discrete symbolic logic. By employing ensemble consistency checks and adaptive distributional partitioning, we essentially calibrate noisy VLM likelihoods into verifiable epistemic states (Presence, Absence, Uncertainty), enabling reliable symbolization of visual perception without requiring gradient updates.
- Graph Topology with Inhibitory Constraints.**  
 We propose a polarized graph topology that overcomes the intrinsic positivity bias of vector retrieval by explicitly encoding negative knowledge via orthogonal inhibitory edges ( $\mathcal{E}_{NOT\_HAS}$ ). This structure treats negative information as a distinct logical constraint rather than low similarity, enabling the explicit representation and persistence of falsified hypotheses.
- Logic-Dominant Retrieval Paradigm.**  
 We reformulate memory retrieval as a lexicographical constraint satisfaction process rather than mere similarity maximization. Our protocol enforces logical consistency as a strict prerequisite that precedes semantic affinity. This mechanism ensures that hallucinatory patterns violating negative constraints are categorically suppressed, maintaining the logical integrity of the retrieved context.
- Generalizable Epistemic Reliability.**  
 We validate PolarMem across eight frozen VLM backbones and six diverse benchmarks. The results establish our framework as a universal, plug-and-play cognitive module that consistently enforces verifiable grounding and improves task performance.

## 2. Related Work

**Multimodal Agent Memory Systems.** The transition from stateless Large Language Models (LLMs) to persistent agents has necessitated the development of robust memory architectures, categorized recently by form into token-level, parametric, and latent memory systems (Hu et al., 2025). Early approaches primarily relied on flattening multimodal interaction histories into linear token sequences (Zhong et al., 2024; Packer et al., 2023), which often suffer from information loss. To address this, recent works have adopted structured representations. **M3-Agent** (Long et al., 2025) introduces an entity-centric memory graph that unifies visual and auditory modalities, explicitly linking face and voice identities to support long-horizon streaming interactions. Similarly, **KARMA** (Wang et al., 2025) employs a dual-memory architecture for embodied agents, utilizing a hierarchical 3D scene graph for long-term spatial grounding alongside a volatile short-term buffer for dynamic object states. In the navigation domain, **Mem2Ego** (Zhang et al., 2025) projects global semantic maps into ego-centric views, enabling agents to leverage historical spatial data for immediate decision-making. These graph-based methods enhance structural organization but rely primarily on positive associations. Consequently, they fail to explicitly encode falsified beliefs or negative constraints. **PolarMem** addresses this deficiency through its polarized topology.

**Dual-Stream and Latent Cognitive Architectures.** The converging trend is the adoption of dual-stream architectures to decouple perception from reasoning. **ViLoMem** (Bo

et al., 2025) explicitly separates memory into a visual spoke for distraction patterns and a logic spoke for reasoning errors, preventing perceptual hallucinations from cascading into logical failures. In the latent space, **VisMem**(Yu et al., 2025b) overcomes the visual processing bottleneck by maintaining distinct short-term and long-term latent memories, synthesizing continuous memory tokens directly into the generation stream. Similarly, **MemoryVLA**(Shi et al., 2025) fuses high-level cognitive tokens with low-level perceptual features to maintain temporal coherence in robotic manipulation. While these systems improve modularity, they rely on retrieving similar past instances. In contrast, **PolarMem** introduces a logical layer that decouples retrieval from mere semantic similar, explicitly inhibiting high-similarity memories that violate logical constraints.

**Inference-Time Interventions and Hallucination Mitigation.** Addressing hallucinations during inference without retraining has become a critical research domain. **Visual Inference-Time Intervention**(Sun et al., 2025) identifies visual neglect by monitoring head-level activations and intervenes only when the model fails to prioritize input images. Similarly, **Robust Contrastive Decoding**(Chen et al., 2025) attempts to rectify confidence distributions by contrasting logits against plausible hallucination patterns. However, these methods operate primarily at the level of attention maps or logits. **PolarMem** distinguishes itself by operating at the topological level, intervening in the retrieval process to enforce logical constraints before the generative model processes the context.

**Graph-Based Retrieval and Negative Knowledge.** While Retrieval-Augmented Generation (RAG) has evolved toward graph-based indexing (**GraphRAG**(Han et al., 2024), **HippoRAG**(Jimenez Gutierrez et al., 2024)), standard implementations optimize for recalling positive evidence. Recent explorations into negative knowledge have been confined to training objectives(Choi et al., 2025), such as contrastive learning setups where models are trained to distinguish positive from negative knowledge samples, or edge sampling strategies in graph learning. However, no existing memory system explicitly operationalizes negative constraints (inhibitory edges) as foundational elements for generating logically rectified responses.

### 3. Methodology

In this chapter, we introduce **PolarMem**, an inference-time intervention designed to rectify the probabilistic illusions inherent in multimodal agents. The framework operates by constructing unstructured probability distributions into a structured logical topology, which subsequently grounds the generation process in deterministic constraints.

#### 3.1. Preliminaries and Problem Formulation

We formalize the multimodal agent as a cognitive system equipped with a heterogeneous long-term memory  $\mathcal{M} = \{m_I, m_T\}$ , where  $m_I$  denotes visual episodes and  $m_T$  represents textual knowledge. Given a user instruction  $q$ , the agent must ground its response  $y$  in verifiable reality rather than parametric hallucinations. This process is modeled as memory-conditional generation:

$$P_\theta(y | q, \mathcal{M}) \approx P_\theta(y | q, \text{Recall}_\phi(q, \mathcal{M})) \quad (1)$$

where  $\text{Recall}_\phi$  serves as the interface between the agent’s working memory and long-term storage.

A fundamental limitation of standard architectures is the positivity bias rooted in dense associative memory. Traditional systems retrieve items solely by maximizing a continuous similarity metric:

$$\mathcal{R} = \{m_k \in \mathcal{M} \mid \text{sim}(\psi(q), \psi(m_k)) \geq \gamma\} \quad (2)$$

where  $\psi(\cdot)$  projects inputs into a latent semantic space. While effective for semantic matching, Eq. (2) is strictly positive-correlated. It conflates semantic relatedness with factual existence. For instance, a memory of a “wolf” may be erroneously retrieved for a query about a “husky” due to high vector similarity, inducing hallucinations of traits present in memory. Crucially, this paradigm lacks the expressiveness to encode negative constraints (e.g., “ensure X is NOT present”) or store falsified beliefs. Thus, **PolarMem** transcends passive storage by actively organizing fuzzy probabilistic signals into a **Polarized Graph Topology**  $\mathcal{G}_{polar}$ . This structure encodes both verifiable evidence and logical inhibition. The objective is reformulated from likelihood maximization to a constrained cognitive process:

$$\hat{y} = \underset{y}{\operatorname{argmax}} P_\theta(y | q, \mathcal{G}_{polar}(\mathcal{M})) \quad (3)$$

Here, the memory system acts not merely as a database, but as a logical rectifier, applying explicit structural constraints to calibrate the agent’s posterior distribution.

#### 3.2. Dual-Pathway Logic Construction

To instantiate  $\mathcal{G}_{polar}$ , we employ a dual-pathway mechanism that disentangles deterministic semantic knowledge from probabilistic visual perception, converting raw streams into a unified symbolic topology.

##### 3.2.1. VISUAL PATHWAY

To extract structured assertions from a visual episode  $m_I$ , we first leverage the VLM’s open-set capability to generate a candidate concept set  $\mathcal{C}_{prop}$ . Treating these candidates as hypotheses, we must verify their existence against the

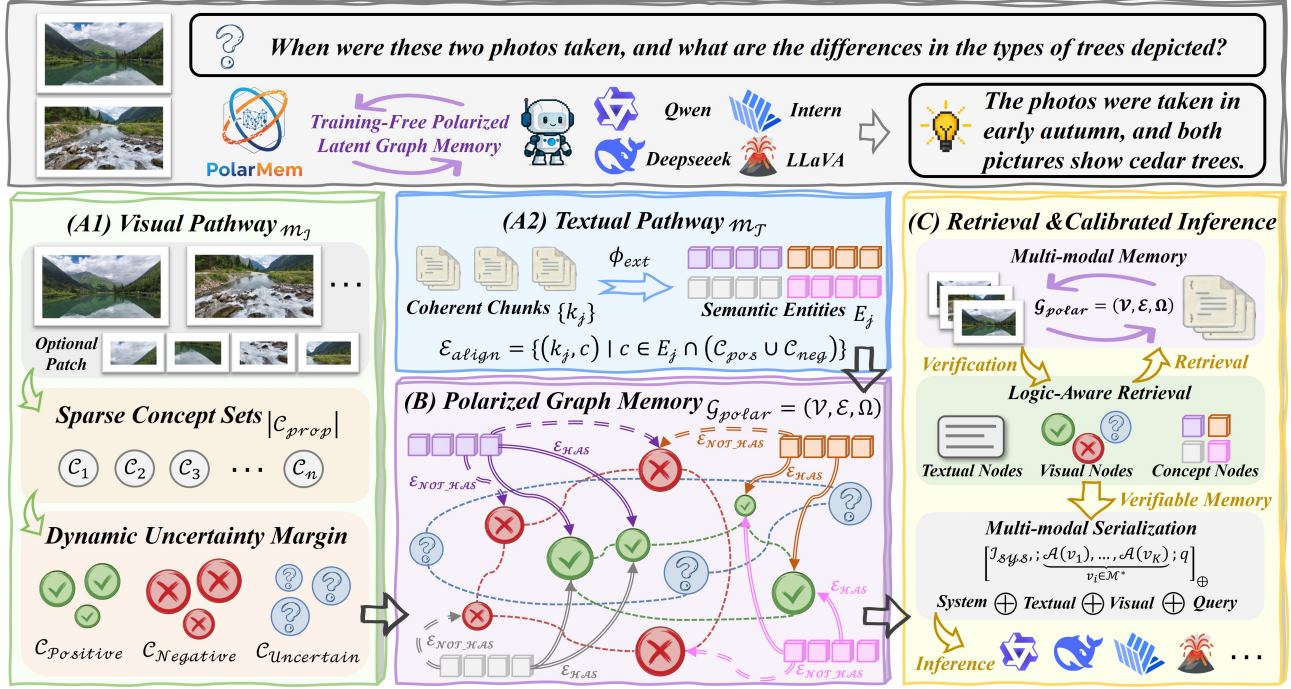


Figure 2. **Architectural overview of the PolarMem framework.** (A) **Dual-Pathway Logic Construction:** The Visual Pathway ( $m_I$ ) employs ensemble semantic consistency verification and adaptive distributional partitioning to categorize candidate concepts into *Positive*, *Negative*, and *Uncertain* states. The Textual Pathway ( $m_T$ ) extracts semantic entities to establish deterministic alignment edges. (B) **Polarized Graph Memory ( $\mathcal{G}_{polar}$ ):** A heterogeneous topology that explicitly encodes negative knowledge via orthogonal  $\mathcal{E}_{NOT\_HAS}$  edges, transforming fuzzy perceptual likelihoods into verifiable logical constraints. (C) **Retrieval and Calibrated Inference:** A lexicographical logic-aware retrieval protocol prioritizes logical consistency over semantic similarity, ensuring constraint dominance. The resulting logically sanitized evidence is serialized into a multimodal context, enabling the frozen VLM backbone to generate responses grounded in verifiable memory rather than hallucination-prone parametric priors.

visual context. However, raw likelihoods from foundation models often suffer from miscalibration and prompt sensitivity. Relying on a single query may yield noisy confidence scores driven by language priors rather than visual evidence. To mitigate this epistemic uncertainty, we employ a **Semantic Consistency Verification** strategy. We construct a diverse set of interrogation templates  $\mathcal{T}_{ens}$  and compute the expected verification probability:

$$s_c = \mathbb{E}_{\mathcal{T} \sim \mathcal{T}_{ens}} [P_{\theta}(\text{"Yes"} \mid m_I, \mathcal{T}(c))] \quad (4)$$

This ensemble averaging acts as an inference-time calibration, yielding a robust instance-specific confidence spectrum  $\mathcal{S}_I$ . Given the varying entropy of visual scenes, a static threshold is suboptimal. We formulate verification as an Adaptive Distributional Partitioning problem, aiming to identify an intrinsic boundary  $\tau^*$  that separates  $\mathcal{S}_I$  into statistically distinct regimes. To solve this without manual heuristics, we employ a non-parametric, sample-adaptive criterion that selects  $\tau^*$  directly from the empirical confidence distribution, yielding an image-specific admission threshold for reliable concept filtering. To prevent numerical instability in sparse concept sets (small  $|\mathcal{C}_{prop}|$ ) or unimodal distributions, we introduce Anchor Regularization.

We inject two virtual priors  $s_{prior} \in \{0, 1\}$  into  $\mathcal{S}_I$  before optimization. This canonicalizes the distribution support to  $[0, 1]$ , ensuring  $\tau^*$  represents a meaningful semantic boundary rather than local variance noise. We then maximize the inter-class variance  $\sigma_B^2$ :

$$\tau^* = \underset{\tau \in [0, 1]}{\operatorname{argmax}} [\omega_{val}(\tau) \omega_{rej}(\tau) (\mu_{val}(\tau) - \mu_{rej}(\tau))^2] \quad (5)$$

Furthermore, a static margin  $\delta$  risks pruning valid concepts. We propose a dynamic uncertainty margin derived from the intra-class statistics. Let  $\sigma_w$  be the weighted sum of standard deviations of the validation and rejection modes. We define the uncertainty boundary as  $\delta = \kappa \cdot \sigma_w$ . The partitions are refined as:

$$\begin{cases} \mathcal{C}_{pos} = \{c \mid s_c > \tau^* + \delta\} \\ \mathcal{C}_{neg} = \{c \mid s_c < \tau^* - \delta\} \\ \mathcal{C}_{unc} = \{c \mid |s_c - \tau^*| \leq \delta\} \end{cases} \quad (6)$$

This dynamic margin preserves ambiguous candidates in  $\mathcal{C}_{unc}$  when the model is equivocal (high  $\sigma_w$ ), while aggressively constructing logic when the model is decisive.  $\mathcal{C}_{neg}$  explicitly encodes negative constraints, while  $\mathcal{C}_{unc}$  is retained for semantic matching without logical enforcement.

### 3.2.2. KNOWLEDGE PATHWAY

To supplement perception with abstract knowledge, we process textual memories  $m_T$ . Documents are segmented into coherent chunks  $\{k_j\}$ , formally instantiated as knowledge nodes  $v_T$ . We apply an entity extraction operator  $\Phi_{ext}$  to identify key semantic entities  $E_j$ . Unlike the probabilistic visual pathway, textual associations are modeled as deterministic references, establishing alignment edges:

$$\mathcal{E}_{align} = \{(k_j, c) \mid c \in E_j \cap (\mathcal{C}_{pos} \cup \mathcal{C}_{neg})\} \quad (7)$$

This creates a unified address space where concept nodes act as hubs connecting verifiable visual evidence ( $m_I$ ) with descriptive textual knowledge ( $k_j$ ).

### 3.3. Polarized Graph Topology and Hybrid Embedding

We instantiate the memory system as a heterogeneous graph  $\mathcal{G}_{polar} = (\mathcal{V}, \mathcal{E}, \Omega)$ . The node set  $\mathcal{V} = \mathcal{V}_I \cup \mathcal{V}_T \cup \mathcal{V}_C$  unifies visual, textual, and concept units. The core innovation lies in the polarized edge set  $\mathcal{E}$ . We split visual associations into two orthogonal logical manifolds:

$$\begin{aligned} \mathcal{E}_{HAS} &= \{(v_I, v_c) \mid v_I \in \mathcal{V}_I, v_c \in \mathcal{C}_{pos}(v_I)\} \\ \mathcal{E}_{NOT\_HAS} &= \{(v_I, v_c) \mid v_I \in \mathcal{V}_I, v_c \in \mathcal{C}_{neg}(v_I)\} \end{aligned} \quad (8)$$

Here,  $\mathcal{E}_{NOT\_HAS}$  explicitly hard-codes the agent’s *negative knowledge*, serving as a permanent record of falsified hypotheses to prevent recurrent hallucinations. To support high-recall retrieval, we define a mapping function  $\Omega : \mathcal{V}_I \rightarrow \mathcal{H}$  that projects visual nodes into a composite latent space:

$$\Omega(v_I) = \langle \mathbf{z}_{vis}, \mathbf{Z}_{loc}, \mathbf{z}_{sem} \rangle \quad (9)$$

In this triplet,  $\mathbf{z}_{vis}$  captures holistic semantics, while  $\mathbf{Z}_{loc}$  preserves fine-grained spatial patches for downstream grounding. To bridge the signal-symbol gap, we introduce the semantic state vector  $\mathbf{z}_{sem}$ , defined via a serialization operator  $\mathcal{T}_{serialize}$ :

$$\mathbf{z}_{sem} = \text{Enc}_T(\mathcal{T}_{serialize}(\mathcal{C}_{pos}(v_I), \mathcal{C}_{neg}(v_I))) \quad (10)$$

This operator linearizes discrete logical states into a structured descriptor. By encoding this symbolic state back into continuous vector space,  $\mathbf{z}_{sem}$  allows the agent to recall memories based on verified existence, explicitly decoupling logic-aware retrieval from mere visual appearance.

### 3.4. Retrieval and Calibrated Inference

The final stage of PolarMem reformulates retrieval as a constrained optimization process. To eliminate the sensitivity of scalar hyperparameter tuning, we introduce a **Lexicographical Ranking Protocol** (Algorithm 1). This mechanism enforces logical consistency as a strict prerequisite before considering semantic affinity.

---

#### Algorithm 1 Lexicographical Logic-Aware Retrieval

---

**Require:** Query  $q$ , Memory Graph  $\mathcal{G} = (\mathcal{V}, \mathcal{E}, \Omega)$ , Top- $K$  parameter  
**Ensure:** Context Set  $\mathcal{M}^*$

- 1: **Parse**  $q$  into Target Concepts  $\mathcal{Q}^+$  and Avoidance Constraints  $\mathcal{Q}^-$
- 2:  $\mathcal{L} \leftarrow \emptyset$  {List to store ranking tuples}
- 3: **for** each memory node  $v \in \mathcal{V}$  **do**
- 4:    $\mathbf{z}_v \leftarrow \Omega(v)$  {Hybrid embedding lookup}
- 5:    $s_{sem} \leftarrow \text{CosineSim}(\text{Enc}(q), \mathbf{z}_v)$
- 6:   {Calculate Logical State  $s_{log} \in \{-1, 0, 1\}$ }
- 7:   Let  $\mathcal{C}^+(v), \mathcal{C}^-(v)$  be concepts linked by  $\mathcal{E}_{HAS}, \mathcal{E}_{NOT\_HAS}$
- 8:   **if**  $(\mathcal{Q}^+ \cap \mathcal{C}^-(v) \neq \emptyset) \vee (\mathcal{Q}^- \cap \mathcal{C}^+(v) \neq \emptyset)$  **then**
- 9:      $s_{log} \leftarrow -1$  {**Conflict:** Violation of constraints}
- 10:   **else if**  $(\mathcal{Q}^+ \cap \mathcal{C}^+(v) \neq \emptyset)$  **then**
- 11:      $s_{log} \leftarrow 1$  {**Entailment:** Verified evidence}
- 12:   **else**
- 13:      $s_{log} \leftarrow 0$  {**Neutral:** Ambiguity or irrelevance}
- 14:   **end if**
- 15:    $\mathcal{L}.\text{append}((s_{log}, s_{sem}, v))$
- 16: **end for**
- 17: {Lexicographical Sort: Priority on Logic, Tie-break on Semantics}
- 18:  $\mathcal{L}^* \leftarrow \text{SortDescending}(\mathcal{L}, \text{key} = \langle s_{log}, s_{sem} \rangle)$
- 19:  $\mathcal{M}^* \leftarrow \{v \mid (\cdot, \cdot, v) \in \mathcal{L}^*[:K]\}$
- 20: **return**  $\mathcal{M}^*$

---

#### 3.4.1. RETRIEVAL MECHANISM

As detailed in Algorithm 1, we parse the user instruction into positive ( $\mathcal{Q}^+$ ) and negative ( $\mathcal{Q}^-$ ) constraints. For each candidate memory  $v$ , we verify its logical validity against the polarized graph topology.

Crucially, this lexicographical formulation avoids the pitfall of merging disparate signals into a single scalar (e.g.,  $S = s_{sem} + \lambda s_{log}$ ). Instead, it enforces a structural ordering that guarantees constraint dominance: nodes with confirmed hallucinations ( $s_{log} = -1$ ) are categorically suppressed regardless of semantic affinity. Simultaneously, it ensures verifiable precedence, where grounded facts ( $s_{log} = 1$ ) strictly supersede ambiguous data. By relying on ordinal priority, the mechanism achieves hyperparameter invariance, eliminating the sensitivity to manual tuning inherent in traditional reward-penalty schemes.

#### 3.4.2. CONTEXTUAL CALIBRATION AND GENERATION

To operationalize the retrieved memory  $\mathcal{M}^*$ , we employ a multimodal serialization strategy that transforms discrete graph nodes into a coherent input sequence. We define the assembly operator  $\mathcal{A}$  as a modality-adaptive projector: for textual nodes  $v_T$ ,  $\mathcal{A}(v_T)$  returns the raw semantic tokens;

for visual nodes  $v_I$ ,  $\mathcal{A}(v_I)$  maps the episode to its corresponding visual embedding tokens (e.g.,  $\langle \text{IMG} \rangle$  patches). The final context  $\mathbf{x}_{\text{ctx}}$  is constructed by interleaving these evidence tokens with the system instruction  $\mathcal{I}_{\text{sys}}$  and the user query  $q$ :

$$\mathbf{x}_{\text{ctx}} = \left[ \mathcal{I}_{\text{sys}}, \underbrace{\mathcal{A}(v_1), \dots, \mathcal{A}(v_K)}_{v_i \in \mathcal{M}^*}, q \right]_{\oplus} \quad (11)$$

where  $[\cdot]_{\oplus}$  denotes sequential concatenation. Crucially, the order of memory tokens follows the lexicographical rank determined in Algorithm 1, ensuring that the most logically pertinent evidence appears closest to the query, thereby maximizing attention efficacy.

The generation process is then modeled as a likelihood maximization over this logically rectified substrate. By freezing the model parameters  $\theta$ , we treat the backbone as a reasoning engine rather than a knowledge store. The objective function is conditioned on the externalized context:

$$\hat{y} = \underset{y}{\operatorname{argmax}} \sum_{t=1}^T \log P_{\theta_{\text{frozen}}}(y_t \mid y_{<t}, \mathbf{x}_{\text{ctx}}) \quad (12)$$

This formulation fundamentally shifts the cognitive locus: the agent is forced to ground its response in the verifiable span of  $\mathbf{x}_{\text{ctx}}$  rather than relying on hallucination-prone parametric priors.

## 4. Experiments

### 4.1. Experimental Setup

**Benchmarks.** We evaluate PolarMem on six benchmarks that cover complementary capabilities of multimodal agents, including retrieval-augmented generation, general multimodal reasoning, and hallucination robustness: (1) **MRAMG-Bench** (Yu et al., 2025a), testing multimodal generation quality under retrieval; (2) **MRAG-Bench** (Yu et al., 2025a), focusing on vision-centric retrieval-augmented grounding; (3) **Visual-RAG** (Wu et al., 2025), evaluating retrieval-augmented VQA with visual knowledge sources; (4) **MMM** (Yue et al., 2024), measuring expert-level multimodal reasoning across broad disciplines; (5) **MM-Star** (Chen et al., 2024), auditing strict visual-dependency reasoning; and (6) **HallusionBench** (Guan et al., 2024), stress-testing robustness against hallucination and visual illusion.

**Backbones (training-free).** We test eight representative frozen VLM backbones spanning architectures and scales: Qwen2.5-VL (7B / 32B), InternVL-3.5 (4B / 8B), DeepSeek-VL2 (Small / Base), and LLaVA-NeXT (Mistral-7B / Llama-3-8B). PolarMem is strictly *training-free* and operates purely at inference time.

**Baselines.** We compare against: (i) **Baseline**: direct inference without external memory; (ii) **Vanilla RAG**: standard vector retrieval from the same memory pool; and (iii) **ViLoMem** (Bo et al., 2025): a recent dual-stream latent memory architecture. Unless otherwise stated, all memory-based methods use the same memory sources and the same retrieval budget (Top- $K$  evidence).

**Retrieval system and memory sources.** All vector retrieval is implemented with **Milvus**. For retrieval-style benchmarks (MRAMG, MRAG, Visual-RAG), the memory pool follows each benchmark’s provided support set / knowledge base (when applicable), and all methods share the same retrieval budget to ensure fair comparison.

**Evidence formatting and context budget.** Retrieved items are inserted using a standardized evidence template: [Fact Check: {Status}] {Content}. We apply the same formatting policy across all memory-based methods to ensure comparability.<sup>1</sup> Each retrieved item is truncated to a fixed maximum length (in tokens) to fit within the model context window; the per-item cap is held constant across methods.

### 4.2. Graph Statistics and Knowledge Density

Before discussing the end-to-end performance, we first analyze the structural density of the polarized graph memory to validate the quality of the constructed constraints. Table 2 presents the quantitative limits of logical constraint extraction across varied datasets.

**Analysis of Logical Grounding Capacity.** As quantified in Table 2, PolarMem successfully operationalizes a high density of logical constraints across different domains. Notably, the verifiable knowledge coverage ranges from a solid 83.11% in the Biological dataset to a near-total 98.44% in MRAMG. This high coverage ensures that the lexicographical retrieval protocol almost always has access to verified evidence to suppress hallucinations. Furthermore, the system exhibits significant depth in individual episodes. In complex scenarios within the Biological dataset, PolarMem extracts up to 141 positive (HAS) and 108 negative (NOT\_HAS) edges for a single image. Even at its base level, the system identifies 48 distinct negative constraints in MRAMG, providing the frozen backbone with a precise set of inhibitory signals to avoid retrieving semantically similar but factually incorrect candidates.

**Insights on Negative Knowledge.** Beyond dataset statistics, we observe a significant disparity in the models’ ability to extract these constraints. Our extraction logs reveal that

<sup>1</sup>We provide the full prompts and formatting details in Appendix B.

Table 1. Performance comparison on six benchmarks. PolarMem (PolarMem) significantly boosts retrieval-augmented benchmarks (MRAMG/MRAG/Visual-RAG) for smaller and mid-size backbones, while showing diminishing or occasionally negative returns on stronger models for general reasoning (MMM/MMStar) and hallucination robustness (HallusionBench), likely due to residual retrieval noise in long contexts.

MODEL & METHOD	MRAMG	MRAG	VISUAL-RAG	MMM	MMSTAR	HALLUSIONBENCH
QWEN2.5-VL-7B	26.7	60.7	40.2	56.3	63.6	52.7
+ VANILLA RAG	22.1 <sub>-4.6</sub>	58.9 <sub>-1.8</sub>	44.1 <sub>+3.9</sub>	55.4 <sub>-0.9</sub>	63.4 <sub>-0.2</sub>	50.3 <sub>-2.4</sub>
+ ViLoMEM	25.6 <sub>-1.1</sub>	65.1 <sub>+4.4</sub>	<b>50.8</b> <sub>+10.6</sub>	<b>58.6</b> <sub>+2.3</sub>	64.4 <sub>+0.8</sub>	54.9 <sub>+2.2</sub>
+ POLARMEM	<b>27.9</b> <sub>+1.2</sub>	<b>70.8</b> <sub>+10.1</sub>	49.9 <sub>+9.7</sub>	55.7 <sub>-0.6</sub>	<b>65.1</b> <sub>+1.5</sub>	<b>57.8</b> <sub>+5.1</sub>
QWEN2.5-VL-32B	28.5	62.1	47.9	68.4	67.8	53.5
+ VANILLA RAG	29.0 <sub>+0.5</sub>	61.4 <sub>-0.7</sub>	50.0 <sub>+2.1</sub>	67.2 <sub>-1.2</sub>	<b>68.4</b> <sub>+0.6</sub>	52.7 <sub>-0.8</sub>
+ ViLoMEM	31.2 <sub>+2.7</sub>	64.9 <sub>+2.8</sub>	<b>54.6</b> <sub>+6.7</sub>	<b>69.1</b> <sub>+0.7</sub>	68.1 <sub>+0.3</sub>	<b>55.1</b> <sub>+1.6</sub>
+ POLARMEM	<b>32.0</b> <sub>+3.5</sub>	<b>65.4</b> <sub>+3.3</sub>	53.4 <sub>+5.5</sub>	66.5 <sub>-1.9</sub>	67.2 <sub>-0.6</sub>	52.9 <sub>-0.6</sub>
INTERNVL-3.5-4B	28.4	56.8	37.8	66.5	65.1	44.8
+ VANILLA RAG	27.2 <sub>-1.2</sub>	57.0 <sub>+0.2</sub>	38.1 <sub>+0.3</sub>	64.7 <sub>-1.8</sub>	64.9 <sub>-0.2</sub>	43.4 <sub>-1.4</sub>
+ ViLoMEM	30.0 <sub>+1.6</sub>	60.4 <sub>+3.6</sub>	40.0 <sub>+2.2</sub>	<b>67.0</b> <sub>+0.5</sub>	65.7 <sub>+0.6</sub>	45.2 <sub>+0.4</sub>
+ POLARMEM	<b>33.7</b> <sub>+5.3</sub>	<b>64.2</b> <sub>+7.4</sub>	<b>43.6</b> <sub>+5.8</sub>	65.5 <sub>-1.0</sub>	<b>66.2</b> <sub>+1.1</sub>	<b>48.0</b> <sub>+3.2</sub>
INTERNVL-3.5-8B	30.2	58.5	40.1	74.7	68.1	54.7
+ VANILLA RAG	29.4 <sub>-0.8</sub>	58.0 <sub>-0.5</sub>	39.6 <sub>-0.5</sub>	73.4 <sub>-1.3</sub>	67.2 <sub>-0.9</sub>	54.9 <sub>+0.2</sub>
+ ViLoMEM	32.0 <sub>+1.8</sub>	61.3 <sub>+2.8</sub>	<b>42.0</b> <sub>+1.9</sub>	<b>75.4</b> <sub>+0.7</sub>	<b>69.2</b> <sub>+1.1</sub>	53.8 <sub>-0.9</sub>
+ POLARMEM	<b>35.0</b> <sub>+4.8</sub>	<b>66.9</b> <sub>+8.4</sub>	41.3 <sub>+1.2</sub>	74.1 <sub>-0.6</sub>	68.4 <sub>+0.3</sub>	<b>56.3</b> <sub>+1.6</sub>
DEEPSEEK-VL2-SMALL	21.5	48.2	35.2	48.3	56.9	43.4
+ VANILLA RAG	22.4 <sub>+0.9</sub>	48.0 <sub>-0.2</sub>	35.6 <sub>+0.4</sub>	49.0 <sub>+0.7</sub>	56.2 <sub>-0.7</sub>	40.5 <sub>-2.9</sub>
+ ViLoMEM	23.8 <sub>+2.3</sub>	52.3 <sub>+4.1</sub>	<b>40.2</b> <sub>+5.0</sub>	<b>50.8</b> <sub>+2.5</sub>	<b>59.0</b> <sub>+2.1</sub>	<b>45.1</b> <sub>+1.7</sub>
+ POLARMEM	<b>26.7</b> <sub>+5.2</sub>	<b>55.9</b> <sub>+7.7</sub>	39.5 <sub>+4.3</sub>	47.6 <sub>-0.7</sub>	57.8 <sub>+0.9</sub>	42.8 <sub>-0.6</sub>
DEEPSEEK-VL2	21.8	54.9	38.2	51.1	60.7	46.2
+ VANILLA RAG	22.0 <sub>+0.2</sub>	55.7 <sub>+0.8</sub>	39.4 <sub>+1.2</sub>	50.6 <sub>-0.5</sub>	59.7 <sub>-1.0</sub>	44.0 <sub>-2.2</sub>
+ ViLoMEM	24.4 <sub>+2.6</sub>	58.6 <sub>+3.7</sub>	42.7 <sub>+4.5</sub>	<b>54.0</b> <sub>+2.9</sub>	61.6 <sub>+0.9</sub>	<b>49.6</b> <sub>+3.4</sub>
+ POLARMEM	<b>26.1</b> <sub>+4.3</sub>	<b>62.8</b> <sub>+7.9</sub>	<b>44.1</b> <sub>+5.9</sub>	50.4 <sub>-0.7</sub>	<b>62.4</b> <sub>+1.7</sub>	48.0 <sub>+1.8</sub>
LLaVA-NEXT-MISTRAL-7B	16.5	23.5	35.2	46.3	60.3	45.4
+ VANILLA RAG	17.2 <sub>+0.7</sub>	24.3 <sub>+0.8</sub>	35.9 <sub>+0.7</sub>	45.4 <sub>-0.9</sub>	58.8 <sub>-1.5</sub>	44.8 <sub>-0.6</sub>
+ ViLoMEM	19.1 <sub>+2.6</sub>	36.9 <sub>+13.4</sub>	41.8 <sub>+6.6</sub>	47.8 <sub>+1.5</sub>	61.2 <sub>+0.9</sub>	51.5 <sub>+6.1</sub>
+ POLARMEM	<b>22.4</b> <sub>+5.9</sub>	<b>41.0</b> <sub>+17.5</sub>	<b>42.6</b> <sub>+7.4</sub>	<b>48.6</b> <sub>+2.3</sub>	<b>61.8</b> <sub>+1.5</sub>	<b>52.0</b> <sub>+6.6</sub>
LLaVA-NEXT-LLAMA-3-8B	25.1	51.5	36.8	48.8	61.5	44.7
+ VANILLA RAG	24.6 <sub>-0.5</sub>	52.0 <sub>+0.5</sub>	37.9 <sub>+1.1</sub>	48.0 <sub>-0.8</sub>	60.8 <sub>-0.7</sub>	42.8 <sub>-1.9</sub>
+ ViLoMEM	29.0 <sub>+3.9</sub>	55.6 <sub>+4.1</sub>	47.9 <sub>+11.1</sub>	<b>51.0</b> <sub>+2.2</sub>	<b>63.6</b> <sub>+2.1</sub>	46.9 <sub>+2.2</sub>
+ POLARMEM	<b>31.2</b> <sub>+6.1</sub>	<b>61.9</b> <sub>+10.4</sub>	<b>48.6</b> <sub>+11.8</sub>	49.1 <sub>+0.3</sub>	62.8 <sub>+1.3</sub>	<b>49.0</b> <sub>+4.3</sub>

Table 2. Knowledge Density and Verifiable Coverage Extremes. PolarMem demonstrates high information density even in datasets with varied complexity.

METRIC	HIGHEST	LOWEST
VERIFIABLE COVERAGE (%)	98.44%	83.11%
MAX HAS EDGES / IMAGE	141	54
MAX NOT_HAS EDGES / IMAGE	108	48

LLaVA-Next-Mistral-7B stands out as the most “logically sensitive” backbone, successfully identifying 4,885 negative constraints (NOT\_HAS edges), whereas other models like LLaVA-Next-LLama3-8B exhibit a heavy “positivity bias,” extracting almost zero negative evidence. This

density of inhibitory edges serves as a predictor for downstream performance, which we analyze next.

### 4.3. Main Results

Table 1 summarizes results across all benchmarks and backbones. Overall, PolarMem provides the most consistent improvements on retrieval-augmented benchmarks (MRAMG/MRAG/Visual-RAG), while gains on general reasoning and hallucination-focused benchmarks can be mixed, especially for stronger backbones.

**Retrieval-augmented benchmarks benefit the most.** Across backbones, PolarMem yields clear gains on MRAG and Visual-RAG, indicating that logic-dominant retrieval

helps suppress semantically similar but epistemically unreliable evidence. For instance, on Qwen2.5-VL-7B, PolarMem improves MRAG from 60.7 to 70.8 (+10.1). Most notably, PolarMem boosts MRAG performance on LLaVA-Next-Mistral-7B from 23.5 to 41.0 (+17.5). **This performance leap aligns perfectly with the findings in Section 4.2**, where Mistral-7B was identified as the backbone with the highest fidelity in extracting negative constraints.

**Model scale shows diminishing (or negative) returns on some tasks.** While smaller and mid-size backbones generally benefit from the logically sanitized context, the effect can diminish for larger models, and occasionally becomes negative on general reasoning or hallucination-focused evaluations. For example, on Qwen2.5-VL-32B, PolarMem improves MRAG and MRAG modestly (28.5  $\rightarrow$  32.0; 62.1  $\rightarrow$  65.4), but drops on MMMU (68.4  $\rightarrow$  66.5) and slightly on HallusionBench (53.5  $\rightarrow$  52.9). This pattern suggests that when the base model is already strong, imperfect retrieval (even after polarization) can still introduce context noise that interferes with parametric reasoning.

**Comparison to advanced memory baselines.** Relative to Vanilla RAG, PolarMem more reliably improves retrieval-centric scores, indicating that *more memory alone* is insufficient when recall is governed by similarity. Compared to ViLoMem, PolarMem remains competitive and often stronger on retrieval-augmented benchmarks, supporting the importance of explicitly operationalizing negative constraints at the memory-topology level.

#### 4.4. Ablation Study

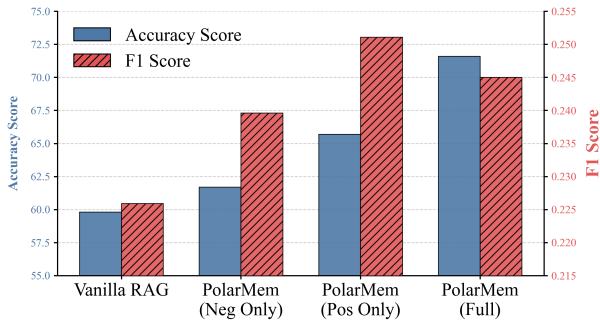


Figure 3. Ablation study analyzing the impact of different logical constraint configurations (Positive Only, Negative Only, Full) on retrieval accuracy and F1 score.

Figure 3 dissects the contribution of the polarized topology.

- **Impact of Explicit Negation.**

The “Neg. Only” configuration already surpasses the Vanilla RAG baseline in accuracy (59.8  $\rightarrow$  61.7), indicating that inhibitory constraints alone can filter a portion of

retrieval noise even without positive verification.

- **Synergistic Topology.**

The most pronounced gain appears in the “Full” configuration, where accuracy peaks at 71.6. This non-linear improvement suggests synergy between verified-positive grounding and orthogonal inhibitory edges: positive edges provide anchoring evidence, while negative edges proactively suppress contradictory contexts.

- **Precision–Recall Trade-off.**

The hatched red bars show that the “Full” model slightly reduces F1 compared to the “Pos. Only” variant (0.2450 vs. 0.2511). This is consistent with a conservative, logic-dominant retrieval behavior: it prioritizes epistemic correctness over broader lexical overlap, trading a small amount of recall for substantially higher reliability.

#### 4.5. Discussion

##### Overcoming the Positivity Bias of Dense Retrieval.

Standard dense retrieval methods inherently struggle with negative constraints because vector similarity is designed to measure proximity, not orthogonality. By explicitly encoding NOT\_HAS edges, PolarMem introduces a necessary “epistemic boundary” that vector-only RAG lacks. This explains why our method excels in benchmarks like HallusionBench and MMStar, where success depends not just on finding what is present, but on correctly ruling out what is plausibly present but actually absent.

## 5. Conclusion

In this work, we presented PolarMem, a training-free inference-time framework designed to mitigate hallucinations and enhance verifiability in multimodal agents. By transforming fuzzy probabilistic perception into a polarized graph topology ( $\mathcal{G}_{polar}$ ), PolarMem explicitly encodes negative knowledge through orthogonal inhibitory edges, distinguishing factual absence from mere low similarity. Furthermore, our proposed lexicographical logic-aware retrieval protocol reformulates the generation process as a constrained optimization problem, ensuring that logical consistency takes precedence over semantic affinity during context recall. Extensive evaluations across six diverse benchmarks and eight frozen VLM backbones demonstrate that PolarMem consistently expands the performance envelope while significantly reducing hallucination rates, particularly in conflict-heavy and long-context scenarios.

## Impact Statement

This paper presents work whose goal is to advance the field of Machine Learning, specifically focusing on the reliability and safety of multimodal agents. By introducing a mechanism to explicitly suppress hallucinations and enforce logical consistency in long-horizon reasoning, our research contributes to the development of more trustworthy and verifiable AI systems. This is particularly critical as agents are increasingly deployed in decision-making roles where factual accuracy is paramount. We believe this work helps mitigate risks associated with probabilistic errors in large vision-language models. There are no specific negative societal consequences we feel must be highlighted here.

## References

- Bo, W., Zhang, S., Sun, Y., Wu, J., Xie, Q., Tan, X., Chen, K., He, W., Li, X., Zhao, N., et al. Agentic learner with grow-and-refine multimodal semantic memory. *arXiv preprint arXiv:2511.21678*, 2025.
- Chen, L., Li, J., Dong, X., Zhang, P., Zang, Y., Chen, Z., Duan, H., Wang, J., Qiao, Y., Lin, D., et al. Are we on the right way for evaluating large vision-language models? *Advances in Neural Information Processing Systems*, 37: 27056–27087, 2024.
- Chen, W., Yan, X., Wen, B., Yang, F., Gao, T., Zhang, D., and Chen, L. Decoupling contrastive decoding: Robust hallucination mitigation in multimodal large language models. *arXiv preprint arXiv:2504.08809*, 2025.
- Choi, E., Park, J., Lee, H., and Lee, J. Conflict-aware soft prompting for retrieval-augmented generation. In *Proceedings of the 2025 Conference on Empirical Methods in Natural Language Processing*, pp. 26969–26983, 2025.
- Driess, D., Xia, F., Sajjadi, M. S., Lynch, C., Chowdhery, A., Wahid, A., Tompson, J., Vuong, Q., Yu, T., Huang, W., et al. Palm-e: An embodied multimodal language model. 2023.
- Guan, T., Liu, F., Wu, X., Xian, R., Li, Z., Liu, X., Wang, X., Chen, L., Huang, F., Yacoob, Y., et al. Hallusionbench: an advanced diagnostic suite for entangled language hallucination and visual illusion in large vision-language models. In *Proceedings of the IEEE/CVF Conference on Computer Vision and Pattern Recognition*, pp. 14375–14385, 2024.
- Han, H., Wang, Y., Shomer, H., Guo, K., Ding, J., Lei, Y., Halappanavar, M., Rossi, R. A., Mukherjee, S., Tang, X., et al. Retrieval-augmented generation with graphs (graphrag). *arXiv preprint arXiv:2501.00309*, 2024.
- Hu, Y., Liu, S., Yue, Y., Zhang, G., Liu, B., Zhu, F., Lin, J., Guo, H., Dou, S., Xi, Z., et al. Memory in the age of ai agents. *arXiv preprint arXiv:2512.13564*, 2025.
- Huang, L., Yu, W., Ma, W., Zhong, W., Feng, Z., Wang, H., Chen, Q., Peng, W., Feng, X., Qin, B., et al. A survey on hallucination in large language models: Principles, taxonomy, challenges, and open questions. *ACM Transactions on Information Systems*, 43(2):1–55, 2025.
- Jimenez Gutierrez, B., Shu, Y., Gu, Y., Yasunaga, M., and Su, Y. Hipporag: Neurobiologically inspired long-term memory for large language models. *Advances in Neural Information Processing Systems*, 37:59532–59569, 2024.
- Karpukhin, V., Oguz, B., Min, S., Lewis, P. S., Wu, L., Edunov, S., Chen, D., and Yih, W.-t. Dense passage retrieval for open-domain question answering. In *EMNLP (1)*, pp. 6769–6781, 2020.
- Lewis, P., Perez, E., Piktus, A., Petroni, F., Karpukhin, V., Goyal, N., Küttler, H., Lewis, M., Yih, W.-t., Rocktäschel, T., et al. Retrieval-augmented generation for knowledge-intensive nlp tasks. *Advances in neural information processing systems*, 33:9459–9474, 2020.
- Long, L., He, Y., Ye, W., Pan, Y., Lin, Y., Li, H., Zhao, J., and Li, W. Seeing, listening, remembering, and reasoning: A multimodal agent with long-term memory. *arXiv preprint arXiv:2508.09736*, 2025.
- Packer, C., Fang, V., Patil, S., Lin, K., Wooders, S., and Gonzalez, J. Memgpt: Towards llms as operating systems. 2023.
- Shi, H., Xie, B., Liu, Y., Sun, L., Liu, F., Wang, T., Zhou, E., Fan, H., Zhang, X., and Huang, G. Memoryvla: Perceptual-cognitive memory in vision-language-action models for robotic manipulation. *arXiv preprint arXiv:2508.19236*, 2025.
- Sun, N., Zhang, Z., Lin, X., Wang, K., Shang, Y., Gu, N., Wang, S., Sun, Y., Wu, H., Wang, H., et al. V-iti: Mitigating hallucinations in multimodal large language models via visual inference-time intervention. *arXiv preprint arXiv:2512.03542*, 2025.
- Wang, Z., Yu, B., Zhao, J., Sun, W., Hou, S., Liang, S., Hu, X., Han, Y., and Gan, Y. Karma: Augmenting embodied ai agents with long-and-short term memory systems. In *2025 IEEE International Conference on Robotics and Automation (ICRA)*, pp. 1–8. IEEE, 2025.
- Wu, Y., Long, Q., Li, J., Yu, J., and Wang, W. Visualrag: Benchmarking text-to-image retrieval augmented generation for visual knowledge intensive queries. *arXiv preprint arXiv:2502.16636*, 2025.

- Yu, Q., Xiao, Z., Li, B., Wang, Z., Chen, C., and Zhang, W. Mrang-bench: a comprehensive benchmark for advancing multimodal retrieval-augmented multimodal generation. In *Proceedings of the 48th International ACM SIGIR Conference on Research and Development in Information Retrieval*, pp. 3616–3626, 2025a.
- Yu, X., Xu, C., Zhang, G., Chen, Z., Zhang, Y., He, Y., Jiang, P.-T., Zhang, J., Hu, X., and Yan, S. Vismem: Latent vision memory unlocks potential of vision-language models. *arXiv preprint arXiv:2511.11007*, 2025b.
- Yue, X., Ni, Y., Zhang, K., Zheng, T., Liu, R., Zhang, G., Stevens, S., Jiang, D., Ren, W., Sun, Y., et al. Mmmu: A massive multi-discipline multimodal understanding and reasoning benchmark for expert agi. In *Proceedings of the IEEE/CVF Conference on Computer Vision and Pattern Recognition*, pp. 9556–9567, 2024.
- Zhang, L., Liu, Y., Zhang, Z., Aghaei, M., Hu, Y., Gu, H., Alomrani, M. A., Bravo, D. G. A., Karimi, R., Hamidizadeh, A., et al. Mem2ego: Empowering vision-language models with global-to-ego memory for long-horizon embodied navigation. *arXiv preprint arXiv:2502.14254*, 2025.
- Zhong, W., Guo, L., Gao, Q., Ye, H., and Wang, Y. Memorybank: Enhancing large language models with long-term memory. In *Proceedings of the AAAI Conference on Artificial Intelligence*, volume 38, pp. 19724–19731, 2024.
- Zitkovich, B., Yu, T., Xu, S., Xu, P., Xiao, T., Xia, F., Wu, J., Wohlhart, P., Welker, S., Wahid, A., et al. Rt-2: Vision-language-action models transfer web knowledge to robotic control. In *Conference on Robot Learning*, pp. 2165–2183. PMLR, 2023.

## A. Detailed Overview of Multimodal Benchmarks

In this section, we provide a detailed overview of the six key multimodal benchmarks employed in our evaluation. These datasets cover a wide range of dimensions, from basic perception and expert-level reasoning to safety testing and Retrieval-Augmented Generation (RAG). Table 3 summarizes their core features, and detailed descriptions follow below.

Table 3. Overview of Multimodal Benchmarks used in evaluation. The datasets are categorized into General Understanding, Safety & Robustness, and Multimodal RAG.

Benchmark	Core Type	Key Features & Contributions	Data Scale
MMMU	General Understanding	Covers 6 core disciplines (Art, Science, etc.) and 30 sub-fields. Evaluates expert-level AGI capabilities.	11.5k Questions
MMStar	Data Quality (Dependency)	Addresses "visual redundancy" by selecting samples that strictly depend on visual information (Visual-Dependency).	Curated Core Set
HallusionBench	Safety & Hallucination	Focuses on hallucination and visual illusion. Uses Control Groups to test logical consistency in reasoning.	346 Images 1129 Questions
MRAG-Bench	Retrieval (Vision-Centric)	Identifies scenarios where visual retrieval outperforms text (e.g., multiple perspectives, occlusion).	16k Images 9 Scenarios
MRAMG-Bench	Multimodal Generation	Focuses on the "output" side. Requires generating long-form answers containing both text and images.	14k Images 4.8k QA Pairs
Visual-RAG	Text-to-Image Retrieval	Evaluates retrieving visual evidence (Clue Images) via text-to-image retrieval for knowledge-intensive QA.	Knowledge Intensive

### A.1. General Understanding and Data Validity

**MMMU (Massive Multi-discipline Multimodal Understanding).** MMMU sets the standard for measuring expert-level multimodal reasoning and understanding. Spanning 6 core disciplines (Art & Design, Business, Science, Medicine, Humanities & Social Sciences, and Engineering) and 30 sub-fields, it evaluates models on tasks demanding deep domain knowledge comparable to university-level exams.

**MMStar (Visual-Dependency Evaluation).** MMStar was developed to rigorously audit the true multimodal capabilities of VLM, addressing the prevalence of visual redundancy and data leakage in prior benchmarks. Empirical analysis revealed that a significant portion of samples in existing datasets could be solved using textual commonsense or parametric knowledge alone, without processing the visual content. MMStar filters these out to create a curated touchstone dataset of samples that possess strict visual dependency, ensuring that successful answers genuinely reflect the model’s ability to perceive and reason over visual content rather than relying on language priors or memorization.

### A.2. Safety and Hallucination Detection

**HallusionBench.** This benchmark diagnoses *hallucinations* and *visual illusions*. It employs a "Control Group" mechanism, analyzing consistency across logically related question pairs. It specifically tests robustness against visual illusions that often confuse even human perception.

### A.3. Multimodal Retrieval-Augmented Generation

**MRAG-Bench (Vision-Centric RAG).** MRAG-Bench focuses on the *input utility* of visual retrieval. It defines 9 scenarios (e.g., temporal changes, different viewpoints) to verify when retrieving image evidence is more effective than text descriptions.

**MRAMG-Bench (Multimodal Generation).** This benchmark targets the *output modality*. Unlike traditional RAG which retrieves images to generate text, MRAMG requires the model to generate rich media answers (interleaved text and images), testing the ability to synthesize retrieved multimodal information.

**Visual-RAG (Text-to-Image Retrieval).** Visual-RAG evaluates the *acquisition* of visual evidence. It focuses on knowledge-intensive queries where the answer depends on finding specific "Clue Images" via text-to-image retrieval, testing the link between textual queries and visual verification.

## B. Additional Experimental Details

### B.1. MRAMG Prompts and Evidence Templates

To ensure fair comparison and reproducibility, we standardize evidence serialization and prompt interfaces across all memory-based methods. Each retrieved item is wrapped as [Fact Check: {Status}] {Content} and truncated to a fixed per-item budget before concatenation into the model context. We report the verbatim prompts used throughout the pipeline (offline indexing/concept extraction and online retrieval, coordinate-grounded answering, and candidate reranking), together with the corresponding system/developer instruction blocks and evidence formatting rules.

#### 1. Offline: Figure Concept Extraction

<b>Role</b>	Extract visual-verifiable concepts from a scientific figure for offline indexing.
<b>Inputs</b>	One figure image (global view), resized to max dimension 1024.
<b>Output</b>	Comma-separated list of short phrases ( $\leq 40$ ).
<b>Gate</b>	N/A.

##### Hard Constraints.

- **Visual-verifiable only:** concepts must be observable from the figure.
- **Format:** output strictly as comma-separated short phrases; no numbering/bullets; no extra text.
- **Length:** max 40 items; avoid abstract/non-visual words.

##### Skeleton.

```
[image]
This is a scientific figure (paper-style). List ONLY visual-verifiable concepts
that appear in the figure, such as plot/diagram elements (axis, legend, line plot,
bar chart, scatter, heatmap, table, pipeline, module, arrow, block, architecture
diagram, flowchart, equation text, title text), and concrete objects if present.
Output strictly as a comma-separated list of short phrases (max 40 items). Do not
include abstract words.
```

#### 2a. Offline: Text-to-Concept Extraction (JSON-Strict)

<b>Role</b>	Extract key entities, methods, datasets, metrics, and core topics from a text chunk for offline indexing.
<b>Inputs</b>	Text chunk.
<b>Output</b>	Valid JSON array of strings only.
<b>Gate</b>	If cannot comply, output [] only.

##### Hard Constraints.

- **Strict JSON:** output ONLY a valid JSON array of strings (no explanation, no extra text).
- **Failure mode:** if cannot comply, output [] only.

##### Skeleton.

```
You are an information extraction engine.
Extract key entities, methods, datasets, metrics, and core topics.
OUTPUT RULES (must follow):
1) Output ONLY a valid JSON array of strings.
2) No explanation, no extra text.
3) If you cannot comply, output [] only.
Example: ["mscoco", "flickr30k", "transformer", "recall@1", "map"]

TEXT:
{text}
```

## 2b. Offline: Text-to-Concept Extraction (One-Concept-Per-Line)

<b>Role</b>	Extract key entities, methods, datasets, metrics, and core topics from a text chunk for offline indexing (line-based output).
<b>Inputs</b>	Text chunk.
<b>Output</b>	Concept list (one concept per line), or EMPTY.
<b>Gate</b>	If none, output EMPTY.

### Hard Constraints.

- **One per line:** one concept per line; no numbering/bullets; no explanation.
- **Empty case:** if none, output EMPTY.

### Skeleton.

```

Extract key entities, methods, datasets, metrics, and core topics.
OUTPUT RULES:
1) Output ONLY concepts.
2) One concept per line.
3) No numbering, no bullets, no explanation.
4) If none, output EMPTY.

TEXT:
{text}

```

## 2c. Offline: Text-to-Concept Extraction (Tag-Wrapped)

<b>Role</b>	Extract key entities, methods, datasets, metrics, and core topics from a text chunk for offline indexing (robust tag parsing).
<b>Inputs</b>	Text chunk.
<b>Output</b>	Concept list wrapped in <CONCEPTS>...</CONCEPTS>.
<b>Gate</b>	If none, return <CONCEPTS></CONCEPTS>.

### Hard Constraints.

- **Tag-only:** return concepts ONLY inside <CONCEPTS>...</CONCEPTS>, one per line.
- **Empty case:** if none, return exactly <CONCEPTS></CONCEPTS>.

### Skeleton.

```

Extract key entities, methods, datasets, metrics, and core topics.
Return concepts inside <CONCEPTS>...</CONCEPTS>, one per line.
If none, return <CONCEPTS></CONCEPTS>.

TEXT:
{text}

```

### 3. Online: Query Parsing for Mixed-Logical Retrieval

<b>Role</b>	Parse user query into positive/negative visual concepts for Neo4j + Milvus retrieval.
<b>Inputs</b>	User query text.
<b>Output</b>	Strict JSON object with keys 'positive' and 'negative'.
<b>Gate</b>	N/A.

#### Hard Constraints.

- **Visual-verifiable only:** concepts must be concrete and observable in figures.
- **No abstraction:** do NOT output abstract words (e.g., “efficient”, “improve”).
- **Strict JSON:** return valid JSON with keys 'positive' and 'negative' only.

#### Skeleton.

```

Extract ONLY visual-verifiable concepts for retrieving a scientific figure
(arXiv-style).
Return strictly valid JSON with keys 'positive' and 'negative'.
Positive concepts should be concrete objects/attributes/plot elements/layout
cues.
Negative concepts are things the figure should NOT contain if explicitly stated.
Example: {"positive": ["line plot", "axis", "legend"], "negative": ["table"]}.
Query: {q_for_model}
    
```

### 4. Online: Coordinate-Aware Multimodal Answer Generation

<b>Role</b>	Answer using a global view + local slices with normalized coordinates; optionally include retrieved text evidence.
<b>Inputs</b>	Global image; local slices with coords [x1, y1, x2, y2] (0–1000); optional texts; question.
<b>Output</b>	Free-form answer text.
<b>Gate</b>	N/A.

#### Hard Constraints.

- **Coordinate grounding:** use normalized coordinates to reason about spatial layout across slices.
- **Evidence discipline:** do not invent unsupported details.

#### Skeleton.

```

System:
You are an expert in visual reasoning. I will provide a global view followed by
detailed local slices with their normalized coordinates [x1, y1, x2, y2] (scale
0-1000). Use the coordinates to understand spatial layout.

User (content order):
[Retrieved Text Evidence] (optional):
(1) <text> ...

[Global View]: <image>
[Local Slices]:
Slice [x1, y1, x2, y2]: <image>
...

Question: {query}
    
```

## 5. Online: Evidence-Grounded RAG Answer Generation

<b>Role</b>	Answer the question using retrieved evidence (texts + images).
<b>Inputs</b>	Retrieved text snippets; retrieved images; question.
<b>Output</b>	Free-form answer (conservative if evidence is insufficient).
<b>Gate</b>	N/A.

### Hard Constraints.

- **Evidence-only:** use provided evidence to answer; if insufficient, answer conservatively.
- **No hallucination:** avoid adding details not supported by retrieved evidence.

### Skeleton.

```
System:
You are an expert assistant. Use the provided evidence (text and images) to
answer the question. If the evidence is insufficient, answer conservatively.

User (content order):
[Retrieved Text Evidence] (optional):
(1) <text> ...

[Retrieved Images] (optional):
Image 1: <image>
...

Question: {query}
```

## 6. Online: Candidate Answer Selection (Reranking)

<b>Role</b>	Select the single best answer among candidates.
<b>Inputs</b>	Question; candidate answers indexed from 0 to $N - 1$ .
<b>Output</b>	Single integer index (0-based) only.
<b>Gate</b>	If parsing fails, default index 0.

### Hard Constraints.

- **Index-only:** return ONLY the index number (0-based) as a single integer.
- **No extra text:** do not output explanations or any additional tokens.

### Skeleton.

```
You are a strict evaluator. Select the single best answer that directly and
correctly answers the question.
Return ONLY the index number (0-based) as a single integer.

Question: {question}

Candidates:
{items}
```

## B.2. Qualitative Online Inference Examples

We include two representative online inference traces to illustrate how retrieval, coordinate-grounded inspection, and evidence-constrained generation interact in practice. Both examples report the logged top-K retrieved document/image identifiers, the selected local patches, and the final answer together with overlap-based metrics, enabling transparent inspection of where performance gains and residual errors originate.

### Example E1: LaserGuider (physical backdoor attack stages)

<b>Role</b>	Qualitative visualization of an online inference instance (question, retrieval, grounding, and output).
<b>Inputs</b>	Question; retrieved doc/image IDs; selected patch coordinates; model output; reference answer; evaluation signals.
<b>Output Gate</b>	A compact, prompt-style trace for appendix presentation. N/A.

#### Hard Constraints.

- **No chain-of-thought:** we report only a high-level trace (actions and used evidence), without hidden reasoning steps.
- **Verbatim IDs:** document and image identifiers are shown exactly as logged.
- **Layout safety:** bracketed markers are wrapped to avoid  $\text{\LaTeX}$  optional-argument parsing.

#### Skeleton.

```

Question: In LaserGuider how does the adversary embed and trigger a backdoor in
DNNs using laser-based techniques, and what are the key stages of the attack?
Retrieved Docs (top-5): arxiv.doc.60048, arxiv.doc.60099, arxiv.doc.60090,
arxiv.doc.60096, arxiv.doc.60047
GT Docs (top-5): arxiv.doc.60047
Top Images (top-4): 2412.03993v1.0, 2106.09282v1.0, 2312.04512v2.0, 2312.04512v2.1
Used Patches: vqa [0,0,875,1000]; vqa [125,0,1000,1000]
Model Answer: In the context of LaserGuider, the adversary employs a two-stage
process to embed and trigger a backdoor in DNNs using laser-based techniques:
Backdoor Embedding: (i) select images and define a digital trigger design, (ii)
create a poisoned dataset, and (iii) train the DNN to associate the trigger with
a target behavior. Backdoor Triggering: (i) project the corresponding physical
trigger via a laser during inference, (ii) the model recognizes the trigger
pattern, and (iii) the backdoor behavior is activated.
Reference Answer (GT): The attack proceeds in two stages: (1) backdoor embedding
by poisoning training data using a designed digital laser-trigger  $\delta$  and
retraining so the model learns a trigger-to-target association; (2) backdoor
triggering at inference by projecting a physically realizable laser pattern that
corresponds to  $\delta$ , causing the model to activate the malicious target behavior.
Trace (high-level):

    • Retrieve top-K text+image evidence (IDs shown below).

    • Select local visual patches using normalized coordinates to refine grounding.

    • Generate an answer constrained to retrieved evidence (no unsupported
      details).

    • Evaluation indicates partial overlap with the reference answer.

Outcome: token_F1=0.432, ROUGE-L=0.225, BLEU-4=0.059; doc.hit@5=1, img.hit@10=1
    
```

**Example E2: CivRealm (key features)**

<b>Role</b>	Qualitative visualization of an online inference instance (question, retrieval, grounding, and output).
<b>Inputs</b>	Question; retrieved doc/image IDs; selected patch coordinates; model output; reference answer; evaluation signals.
<b>Output Gate</b>	A compact, prompt-style trace for appendix presentation. N/A.

**Hard Constraints.**

- **No chain-of-thought:** we report only a high-level trace (actions and used evidence), without hidden reasoning steps.
- **Verbatim IDs:** document and image identifiers are shown exactly as logged.
- **Layout safety:** bracketed markers are wrapped to avoid  $\LaTeX$  optional-argument parsing.

**Skeleton.**

```

Question: What are the features of CivRealm?
Retrieved Docs (top-5): arxiv_doc_60048, arxiv_doc_60011, arxiv_doc_60017,
arxiv_doc_60096, arxiv_doc_60091
GT Docs (top-5): arxiv_doc_60096
Top Images (top-4): 2403.16073v3_3, 2403.16073v3_4, 2401.10568v2_0, 2403.16073v3_2
Used Patches: vqa [0,0,1000,875]; vqa [0,125,1000,1000]
Model Answer: CivRealm is an open-ended testbed for decision-making agents,
featuring imperfect information, stochastic dynamics, multiple victory paths, a
dynamic game space, multi-agent interactions (including alliances/self-play),
general-sum outcomes, and communication/diplomacy mechanisms.
Reference Answer (GT): CivRealm is an open-ended decision-making environment with
imperfect information, stochastic events, multiple victory conditions, a
dynamically changing state/action space, multi-agent interactions (including
alliances), and communication/diplomacy that can leverage natural language.
Trace (high-level):
    • Retrieve top-K text+image evidence (IDs shown below).
    • Select local visual patches using normalized coordinates to refine grounding.
    • Generate an answer constrained to retrieved evidence (no unsupported
      details).
    • Evaluation indicates partial overlap with the reference answer.
Outcome: token.F1=0.253, ROUGE-L=0.182, BLEU-4=0.040; doc.hit@5=1, img.hit@10=1
    
```

### B.3. Mrag Prompts and Evidence Templates

We use a standardized evidence template for all memory-based methods: [Fact Check: {Status}] {Content}. This appendix provides (i) the full prompts used at each pipeline stage, (ii) the system/developer instruction blocks (when applicable), and (iii) evidence formatting and truncation rules. All prompt cards follow a unified schema with explicit Role, Inputs, Output, Gate, **Hard Constraints**, and a verbatim **Skeleton**.

#### 1. Offline: Full-Image Concept Caption (for Retrieval Indexing)

<b>Role</b>	Extract key visual concepts from the full image for offline retrieval indexing.
<b>Inputs</b>	One image (global view) loaded from <code>img_path</code> .
<b>Output</b>	Comma-separated list of key visual concepts (short phrases).
<b>Gate</b>	N/A.

##### Hard Constraints.

- **Multi-facet coverage:** include *category/identity*, *shape/parts/structure*, *visual attributes* (e.g., color/texture/spot-s/mold), and *state/condition* **only if visible**.
- **Format:** output strictly as a comma-separated list; no numbering/bullets; no extra text.
- **Concrete phrases:** keep items short and visual-verifiable; avoid generic words such as *characteristics* or *feature*.

##### Skeleton.

```
[image]
List key visual concepts for retrieval as a comma-separated list. Cover
multiple facets: category/identity, shape/parts/structure, visual attributes
(color/texture/spots/mold), and state/condition if visible. Avoid generic words
like 'characteristics' or 'feature'.
```

#### 2. Offline: Concept VQA (Binary Presence Check for Gating)

<b>Role</b>	Query the model with a binary existence question for each candidate concept to obtain concept-level signals for gating.
<b>Inputs</b>	One image (global view) + one candidate concept string <code>c</code> .
<b>Output</b>	Exactly Yes or No.
<b>Gate</b>	Otsu gate over concept-level scores to split candidate concepts into positive vs. negative sets.

##### Hard Constraints.

- **Binary-only:** output must be exactly Yes or No (no punctuation, no explanation, no extra tokens).
- **Fixed phrasing:** do not paraphrase the question; only substitute `c`.
- **Visual-verifiable:** answer based only on what is visible in the image.

##### Skeleton.

```
[image]
Is there a {c} in this image? Answer Yes or No.
```

### 3. Online: Query Parsing into Retrieval Concepts (positive/negative JSON)

<b>Role</b>	Parse the user question (and the main image if provided) into retrieval-oriented visual concepts for Milvus/Neo4j retrieval.
<b>Inputs</b>	User query text <code>query</code> ; optional main image (may be omitted in the Biological online setting).
<b>Output</b>	Strict JSON only: <code>{"positive": [...], "negative": [...]}</code> .
<b>Gate</b>	N/A.

#### Hard Constraints.

- **Use both modalities if available:** use BOTH the question and the main image if an image is provided; otherwise use the question only.
- **Concrete and visual:** concepts must be visual-verifiable; avoid abstract placeholders.
- **Short phrases:** each concept should be 1–3 words and retrieval-friendly.
- **Negative rule:** include negatives only if explicitly stated as not wanted or explicitly stated as unlikely; otherwise output `[]`.
- **Strict JSON:** output valid JSON only; no prose, no markdown, no extra keys.

#### Skeleton.

[optional image]  
Extract key visual concepts for image retrieval using BOTH the question and the main image (if provided).

Consider multiple facets (balanced):

- 1) Category/identity (e.g., fruit type, object class).
- 2) Shape/parts/structure (e.g., sliced, cross-section, seeds, stem).
- 3) Visual attributes (color, texture, surface patterns, spots, mold/fuzz, moisture).
- 4) State/condition (fresh/ripe/oxidized/rotting) only if mentioned or visible.

Guidelines:

- Use concrete, observable phrases.
- Avoid generic words like 'characteristics', 'feature', 'aspect'.
- Keep each concept short (1-3 words) and specific.

Rules:

- 'positive': concepts that SHOULD appear in the target image.
- 'negative': concepts explicitly stated as NOT wanted OR explicitly stated as unlikely in the question.

If no negative concepts, use `[]`.

Output ONLY valid JSON and nothing else.

Format: `{"positive": [...], "negative": [...]}`

Question: `{query}`

JSON:

#### 4. Online: Baseline MCQ Inference (Main Image Only; No Retrieval)

<b>Role</b>	Answer a multiple-choice question using only the MAIN IMAGE, with strictly formatted output.
<b>Inputs</b>	Main image + question {question} + options {A, B, C, D}.
<b>Output</b>	Exactly one line: Answer: X, where $X \in \{A, B, C, D\}$ .
<b>Gate</b>	N/A.

##### Hard Constraints.

- **Main-image only:** do not assume any external knowledge or retrieved context.
- **No explanation:** do not output reasoning, evidence, or uncertainty.
- **Strict format:** output must be exactly Answer: X with a single option letter.
- **Forced choice:** you must choose the single most likely option based on the main image.

##### Skeleton.

```
[main image]
You are answering a multiple choice question about the MAIN IMAGE.

## Question: {question}

## Options:
A) {A}
B) {B}
C) {C}
D) {D}

## Instructions:
1. Analyze the MAIN IMAGE carefully to answer the question.
2. You MUST choose the MOST LIKELY correct option based on the main image.
3. Do NOT express uncertainty, doubt, or provide explanations.
4. Output ONLY the answer in the exact format below.

## Output Format (STRICT):
Answer: X
where X is one of A, B, C, or D.

CRITICAL: Do NOT include any text, explanation, reasoning, or uncertainty after
'Answer: X'. Just the answer.
```

## 5. Online: RAG MCQ Inference (Retrieved Images + Relationship Context)

<b>Role</b>	Answer a multiple-choice question using the MAIN IMAGE plus RETRIEVED IMAGES, additionally conditioned on explicit image-relationship context (e.g., SIMILAR_TO links).
<b>Inputs</b>	Main image + retrieved images + relationship context {relationship_context} + question {question} + options {A, B, C, D}.
<b>Output</b>	Exactly one line: Answer: X, where $X \in \{A, B, C, D\}$ .
<b>Gate</b>	N/A (relationships already computed).

### Hard Constraints.

- **Main image first:** examine the main image before consulting retrieved images and relationships.
- **Relationship-aware:** treat {relationship\_context} as auxiliary structure linking retrieved images to the main image (do not hallucinate relationships not provided).
- **No explanation:** output no reasoning, evidence, or uncertainty.
- **Strict format:** output must be exactly Answer: X with a single option letter.

### Skeleton.

```
[main image][retrieved images]
You are answering a multiple choice question using RETRIEVAL-AUGMENTED reasoning.

## Image Structure:
- MAIN IMAGE: The question image that you need to analyze.
- RETRIEVED IMAGES: Similar/related images retrieved from a knowledge base. These
images contain relevant visual patterns, concepts, or examples that can help you
better understand the main image and answer the question.

## Image Relationships:
{relationship_context}

## Question: {question}

## Options:
A) {A}
B) {B}
C) {C}
D) {D}

## Instructions (RETRIEVAL-AUGMENTED):
1. First, carefully examine the MAIN IMAGE to understand what it shows.
2. Then, analyze the RETRIEVED IMAGES to identify relevant visual patterns,
concepts, or similar cases that relate to the question.
3. Use the retrieved images to enhance your understanding of the main image -
they may show similar objects, states, transformations, or provide context that
helps interpret the main image.
4. Consider the relationships between images (similarity links) to understand
how they connect to the main image.
5. Synthesize information from both the main image and retrieved images to
determine the MOST LIKELY correct answer.
6. Do NOT express uncertainty, doubt, or provide explanations.
7. Output ONLY the answer in the exact format below.

## Output Format (STRICT):
Answer: X
where X is one of A, B, C, or D.

CRITICAL: Do NOT include any text, explanation, reasoning, or uncertainty after
'Answer: X'. Just the answer.
```

## B.4. Qualitative Inference Visualizations

To make the end-to-end inference process transparent, we provide qualitative visualizations for representative test queries. Each example is rendered as a pair of prompt cards: (i) a **NoRAG (baseline)** card where the model answers using only the main query image, and (ii) a **RAG (full retrieval)** card where the same question is answered with the main image plus the top retrieved images as auxiliary visual evidence (and relationship context when enabled). For each card, we display exactly what the model receives (images and the verbatim text prompt) as well as the observed output, enabling direct inspection of how retrieval augmentation changes the available evidence and the final decision.

### NoRAG (Baseline) Inference Visualization: Sample #6 (Biological, Transformative)

<b>Role</b>	Answer a multiple-choice question using only the MAIN IMAGE (no retrieval), with strictly formatted output.
<b>Inputs</b>	(1) MAIN IMAGE (2) Question + four options (A–D).
<b>Output</b>	Exactly one line: Answer: X, where $X \in \{A,B,C,D\}$ .
<b>Gate</b>	N/A.

#### Visualized Inputs (what the model sees).



You are answering a multiple choice question about the MAIN IMAGE.

## Question: Among these features, which one is unlikely for this fruit once it undergoes oxidation?

## Options:

- A) Its color changes to a light brown.
- B) Its skin remains smooth and shiny.
- C) A blueish-green mold forms on its surface.
- D) White fuzzy mold grows on it.

## Instructions:

1. Analyze the MAIN IMAGE carefully to answer the question.
2. You MUST choose the MOST LIKELY correct option based on the main image.
3. Do NOT express uncertainty, doubt, or provide explanations.
4. Output ONLY the answer in the exact format below.

## Output Format (STRICT):

Answer: X

where X is one of A, B, C, or D.

CRITICAL: Do NOT include any text, explanation, reasoning, or uncertainty after 'Answer: X'. Just the answer.

#### Observed Output (this run).

Answer: B

RAG (Full Retrieval) Inference Visualization: Sample #6 (Biological, Transformative)

<b>Role</b>	Answer a multiple-choice question using the MAIN IMAGE plus RETRIEVED IMAGES as auxiliary visual evidence, with strictly formatted output.
<b>Inputs</b>	(1) MAIN IMAGE: q6_main.png; (2) RETRIEVED IMAGES: q6_r1.png--q6_r5.png; (3) Question + four options (A–D).
<b>Output</b>	Exactly one line: Answer: X, where $X \in \{A,B,C,D\}$ .
<b>Gate</b>	Retrieval is performed beforehand (e.g., Milvus top- $k$ ); this card visualizes the final model input.

Visualized Inputs (what the model sees).

Left: MAIN IMAGE

Right: RETRIEVED IMAGES (top- $k$ )



You are answering a multiple choice question using RETRIEVAL-AUGMENTED reasoning.

## Image Structure:

- MAIN IMAGE: The question image that you need to analyze.
- RETRIEVED IMAGES: Similar/related images retrieved from a knowledge base. These images contain relevant visual patterns, concepts, or examples that can help you better understand the main image and answer the question.

## Question: Among these features, which one is unlikely for this fruit once it undergoes oxidation?

## Options:

- A) Its color changes to a light brown.
- B) Its skin remains smooth and shiny.
- C) A blueish-green mold forms on its surface.
- D) White fuzzy mold grows on it.

## Instructions (RETRIEVAL-AUGMENTED):

1. First, carefully examine the MAIN IMAGE to understand what it shows.
2. Then, analyze the RETRIEVED IMAGES to identify relevant visual patterns, concepts, or similar cases that relate to the question.
3. Use the retrieved images to enhance your understanding of the main image - they may show similar objects, states, transformations, or provide context that helps interpret the main image.
4. Synthesize information from both the main image and retrieved images to determine the MOST LIKELY correct answer.
5. Do NOT express uncertainty, doubt, or provide explanations.
6. Output ONLY the answer in the exact format below.

## Output Format (STRICT):

Answer: X

where X is one of A, B, C, or D.

CRITICAL: Do NOT include any text, explanation, reasoning, or uncertainty after 'Answer: X'. Just the answer.

Observed Output (this run).

Answer: B