

# Wave-like amplification of near-threshold two-particle reactions: from muon-catalyzed fusion to $\Lambda\bar{\Lambda}$ production at $e^-e^+$ annihilation

Vladimir S.Melezhik<sup>1, 2, \*</sup>

<sup>1</sup>*Bogoliubov Laboratory of Theoretical Physics, Joint Institute for Nuclear Research,  
6 Joliot-Curie St., Dubna, Moscow Region 141980, Russian Federation*

<sup>2</sup>*Dubna State University, 19 Universitetskaya St.,  
Dubna, Moscow Region 141982, Russian Federation*

(Dated: February 3, 2026)

A simple model is proposed to explain the recently found wave-like enhancement of the  $\Lambda\bar{\Lambda}$  pair production near the threshold at the  $e^-e^+$  annihilation, which allows extracting parameters of the  $\Lambda\bar{\Lambda}$  interaction and the  $\Lambda$ -hyperon rms-radius from the oscillatory nature of the measured cross section. In particular, it predicts a single bound state of  $\Lambda\bar{\Lambda}$  with a binding energy of  $\varepsilon_{\Lambda\bar{\Lambda}} = (36 \pm 5) \text{ MeV}$ . The model is a generalization of the formulas obtained in our earlier work [1] to explain the effect of wave-like amplification found in it near the threshold of fusion reactions screened by a muon or electron. The analysis allows us to conclude that the effect of wave-like amplification is an integral feature of any two-particle near-threshold reaction. In this regard, it seems promising to investigate, within the framework of our model, the oscillatory nature of the electromagnetic form factors of hyperons and nucleons extracted in experiments on  $e^-e^+$  annihilation. A natural further development of the model could be its generalization to processes of producing various hadron pairs in  $e^-e^+$  annihilation.

PACS numbers: 03.65.Nk, 12.39.Pn, 13.66.Be, 25.10.+s

In our work [1], based on the two-channel potential approach [2,3] for calculating the partial cross sections  $\sigma_J(E)$  of fusion reactions

$$t + d \rightarrow {}^4\text{He} + n + 17.6 \text{ MeV} \quad (1)$$

$$d + d \rightarrow {}^3\text{He} + n + 3.27 \text{ MeV} \quad (t + p + 4.03 \text{ MeV}) , \quad (2)$$

the low-energy limit ( $v = \sqrt{2E/M} \rightarrow 0$ ) was obtained for the cross sections

$$\sigma_J(E) = A_J v^{2J-1} |f_J(E)|^{-2}, \quad (3)$$

where  $f_J(E) = |f_J(E)| \exp(-i\delta_J(E))$  is the Jost function [4]

$$(kr)^J |f_J(E)|^{-1} \xleftarrow{0 \leftarrow -kr} \psi_J(kr) \xrightarrow{kr \rightarrow \infty} \frac{\sin(kr - \pi J/2 + \delta_J(E))}{kr} \quad (4)$$

and  $\psi_J(kr)$  is the radial wave function describing the process of pair collision in the input channel of the reaction  $X + Y \rightarrow X' + Y'$  in the partial wave  $J$  at  $E \geq 0$ ,  $k = \sqrt{2ME}/\hbar$ . From definition (4) it follows that for the s-wave ( $J = 0$ ) the relation  $|f_0(E)|^{-2} = |\psi_0(kr)|_{r=0}^2$  is satisfied. In this case, formula (3) coincides with the well-known low-energy approximation  $\sigma_0(E) = A_0/v |\psi_0(r=0)|^2$  [5,6], which, in the case of a purely Coulomb interaction  $z_X z_Y e^2/r$  between particles in the input channel  $X + Y$ , goes over to the formula

$$\sigma_0(E) = \frac{A_0}{v} C_0^2(v), \quad (5)$$

widely used for the analysis in the low-energy limit of experimental data on fusion reactions of light nuclei (see, for example, [6]). Here  $C_0^2(v) = 2\pi\eta/(\exp(2\pi\eta) - 1)$  is the Gamow-Sommerfeld factor,  $\eta = z_X z_Y \alpha c/v$ ,  $\alpha = 1/137$  is the fine structure constant,  $c$  is the speed of light in vacuum, and  $z_X$  and  $z_Y$  are the charges of the colliding particles. In works [2,3], to analyze reactions (1) and (2), the Coulomb interaction in the  $X + Y$  channel at small distances between the interacting nuclei was replaced by a model nuclear potential. The constants  $A_J = \lim_{E \rightarrow \infty} \sigma_J(E) v^{1-2J} |f_J(E)|^2$  of reactions (1) ( $J = 0$ ) and (2) ( $J = 1$ ) obtained in this approach were used to calculate the rates of fusion reactions in mesic molecules  $d\text{t}\mu$  [2] and  $d\text{d}\mu$  [3], which were subsequently confirmed experimentally [7,8].

---

\*melezhik@theor.jinr.ru

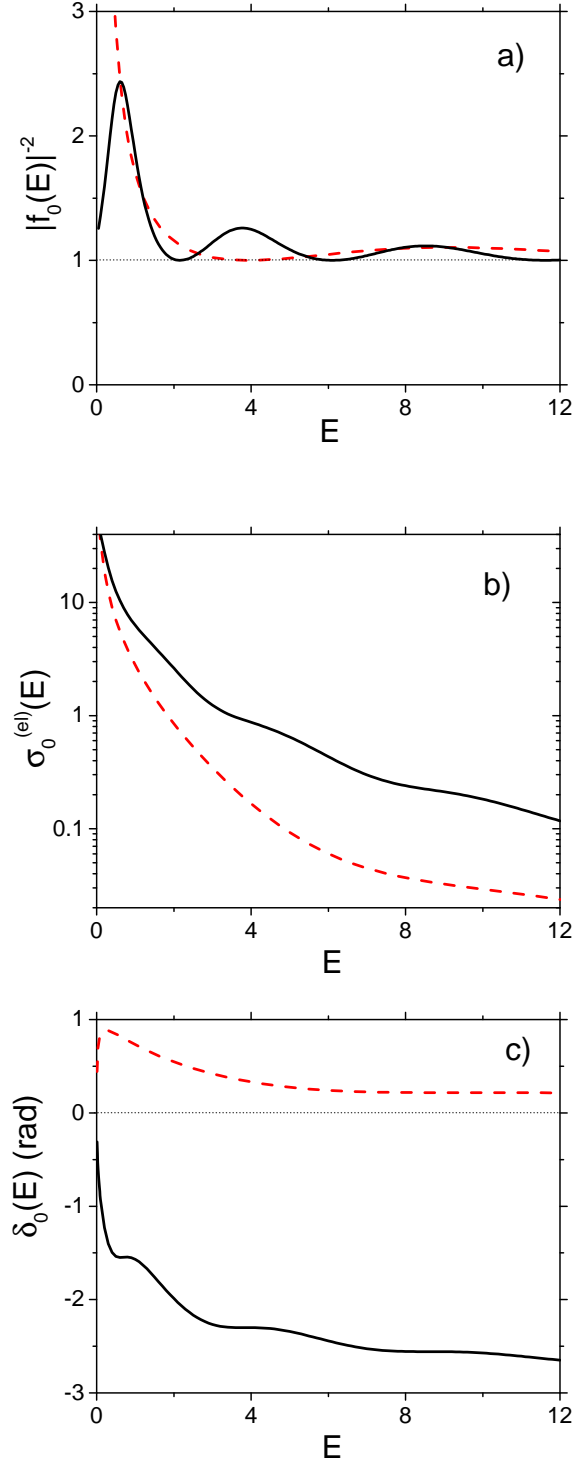


FIG. 1: Dependence of the function  $|f_0(E)|^{-2}$  (a), the s-wave elastic scattering cross section  $\sigma_0^{(el)}(E)$  (b) and the corresponding scattering phase shift  $\delta_0(E)$  (c) on the energy  $E > 0$  for a spherically symmetric potential wells  $\hbar = M = V_0 = 1$ . The dashed curves correspond to a potential well in which there are no bound states ( $R_0 = 1, \nu = 0$ ). In this case, the maxima of the crests of the function  $|f_0(E)|^{-2}$  closest to zero and the next in energy are located at the points  $E_0 = 0.23$  and  $E_1 = 10.1$ , respectively. When the well expands to  $R_0 = 2.5$ , a level with energy  $\varepsilon_{\nu=1} = -0.540$  appears in it, and the positions of the first three maxima of the function  $|f_0(E)|^{-2}$  closest to zero are at the points  $E_1 = 0.78, E_2 = 3.93$  and  $E_3 = 8.66$ . This case is represented by solid curves.

As follows from the above, the energy dependence of the quantity  $\sigma_0(E)v$  for the reaction  $X + Y \rightarrow X' + Y'$  in the low-energy limit is determined by the Jost function of the pair  $X + Y$  (by the Gamow factor  $C_0^2(v)$  for charged particles  $X$  and  $Y$ ). The fact that a large volume of experimental data on the cross sections of various fusion reactions is perfectly described by formula (5) in the experimentally achievable region of  $E \gtrsim (5 - 10)$  keV stimulated the use of a smooth exponential energy dependence of the factor  $C_0^2(E)$  for extrapolating this quantity to the region of the “Gamow window” at low energies (see, for example, [6,9]). However, when calculating the functions  $|f_0(E)|^{-2}$  in the adiabatic representation of the three-body problem, which determine the low-energy behavior of  $\sigma_0(E)v$  for three-body reactions

$$p\mu + p \rightarrow d + e^+ + \nu_e + \mu^- \quad (6)$$

$$D + d \rightarrow {}^3\text{He} + n + e^-(t + p + e^-), \quad (7)$$

their wave-like dependence on  $E$  was found, with an increase in the limit  $E \rightarrow 0$  [1]. This effect was later confirmed independently by calculating  $\sigma_0(E)v$  in the Faddeev approach [10] for muon-catalyzed reactions of type (6). It turned out that it is already present in the simplest model [1], approximating the interaction in the  $X + Y$  channel with a spherically symmetric rectangular potential well with depth  $V_0$  and width  $R_0$ . Indeed, in this case, the function  $|f_0(E)|^{-2}$  is described by the formula [1](see Fig.1a)

$$|f_0(E)|^{-2} = \frac{E + V_0}{E + V_0 \cos^2(qR_0)}, \quad (8)$$

where  $q = \sqrt{2M(E + V_0)}/\hbar$ ,  $M$  is the reduced mass of the pair  $X + Y$ . That is, the energy dependence of the quantity  $\sigma_0(E)v = A_0 |f_0(E)|^{-2}$  has an oscillatory nature with an oscillation amplitude from  $A_0$  to

$$\sigma_0(E_n)v_n = A_0(1 + \frac{V_0}{E_n}) \quad (9)$$

as we move away from the threshold  $E = 0$ , due to the periodic dependence on the energy of the denominator in formula (8). The positions of the maxima  $E_n$  (9) are determined from the condition  $\cos(qR_0) = 0$  by the formula

$$E_n = \frac{1}{2M}(\frac{\pi\hbar(2n+1)}{2R_0})^2 - V_0, \quad (10)$$

where  $n$  takes the values  $n = \nu, \nu = 1, \dots$ , starting with  $\nu$ , equal to the number of bound states in the potential well. Moreover, if the maximum closest to the threshold is located sufficiently close to it ( $E_\nu \rightarrow 0$ ), then in the elastic scattering cross section

$$\sigma_0^{(el)}(E) = \frac{4\pi}{k^2} \sin^2 \delta_0(E) = \frac{\text{const}}{E + E_\nu}$$

an s-wave resonance is observed at the virtual level (Fig.1b), known in the literature as the Bethe-Peierls resonance, where the dependence of the scattering phase  $\delta_0(E)$  on  $E$  has a resonant character (Fig.1c). In this case, if the closest to the threshold  $E = 0$  crest of the function  $|f_0(E)|^{-2}$  corresponds to the resonant behavior of the phase shift  $\delta_0(E)$  in the vicinity of the point  $E = E_\nu$  and a near-threshold resonance in the cross section  $\sigma_0^{(el)}(E)$ , then the subsequent crests at the points  $E = E_{\nu+1}$  and  $E_{\nu+2}$  correspond to plateaus in the energy dependences of the functions  $\delta_0(E)$  and  $\sigma_0^{(el)}(E)$  in the vicinity of these points.

As the energy moves away from the resonance at the point  $E = E_\nu$ , the function  $|f_0(E)|^{-2}$  approaches unity in a wave-like manner, with decreasing oscillation amplitude (9) and increasing “wavelength” (the distance between wave crests)

$$E_{n+1} - E_n = \frac{(n+1)}{M}(\frac{\pi\hbar}{R_0})^2, \quad (11)$$

which is determined by the interaction radius  $R_0$  between particles  $X$  and  $Y$  and their reduced mass  $M$ . It follows that by determining the positions of  $E_\nu, E_{\nu+1}$ , and  $E_{\nu+2}$  of the three crests closest to the threshold for the experimentally measured quantity  $\sigma_0(E)v$ , one can estimate the number of bound states  $\nu$  for the pair  $X + Y$  using the simple formula

$$\frac{E_{\nu+2} - E_{\nu+1}}{E_{\nu+1} - E_\nu} = \frac{\nu + 2}{\nu + 1}. \quad (12)$$

Further, using formula (11), one can also estimate the magnitude of the interaction radius  $R_0$  from the experimentally measured difference  $E_{\nu+1} - E_\nu$  and its intensity  $V_0$  (the depth of the potential well) from the magnitude of the measured  $\sigma(E_n)v_n$  at these points (9).

In this Letter, we show that a simple model (3,4),(8-12) also satisfactorily describes the recently observed [11,12] experimental wave-like enhancement of the reaction

$$e^- + e^+ \rightarrow \Lambda + \bar{\Lambda} \quad (13)$$

near the  $\Lambda\bar{\Lambda}$  pair production threshold and allows us to extract new information about the  $\Lambda\bar{\Lambda}$  interaction and the rms radius of the  $\Lambda$  hyperon.

Since  $\Lambda\bar{\Lambda}$  pairs are produced mainly in the s-state ( $J = 0$ ), with a fixed isotopic spin ( $I = 0$ ) [6], and the Coulomb interaction between  $\Lambda$  and  $\bar{\Lambda}$  is absent, it is natural to use formula (3) for  $J = 0$ , obtained for reaction (1) in [1], to describe the reaction

$$\Lambda + \bar{\Lambda} \rightarrow e^- + e^+ , \quad (14)$$

which is the inverse of (13). It should be noted that when deriving formula (3), the square of the matrix element  $\langle dt | \hat{V}_{12}(E + \Delta E) | n^4He \rangle$ , which couples the  $d + t$  and  ${}^4He + n$  channels in reaction (1) [2], was included in the constant  $A_0$ , since the distance between their thresholds  $\Delta E = 17.6$  MeV significantly exceeded the considered region of collision energies  $E \lesssim 100$  keV between  $d$  and  $t$ . However, for reactions (13) and (14), the energy dependence of this matrix element, which in this case is determined by the dipole form factor  $F_D(E)$ , is significant since the distance  $\Delta E = 2m_\Lambda c^2 = 2.231$  GeV between the thresholds of the  $\Lambda + \bar{\Lambda}$  and  $e^- + e^+$  channels and the value  $9 \text{ MeV} \lesssim E \lesssim 700$  MeV of the considered region of kinetic energies of the  $\Lambda\bar{\Lambda}$  pair become comparable. To account for this dependence, we use  $F_D(E)$  accepted in describing reactions of type (13) [13]

$$A_0 \rightarrow A_0 F_D^2(E) = A_0 (1 - s/\Delta^2)^{-4} , \quad (15)$$

where  $s = 4(m_\Lambda^2 c^4 + p_\Lambda^2 c^2) = 4(m_\Lambda^2 c^4 + m_\Lambda c^2 E) = 4(m_e^2 c^4 + p_e^2 c^2)$  is the Mandelstam parameter,  $E$  is the kinetic energy of the  $\Lambda\bar{\Lambda}$  pair,  $p_\Lambda$  and  $p_e$  are the three-dimensional momenta of the electron and  $\Lambda$ -hyperon, respectively,  $\Delta$  is the fitting parameter. Then the cross section of reaction (14) is described by the formula

$$\sigma'_0(E) = A_0 \frac{F_D^2(E)}{v} |f_0(E)|^2 . \quad (16)$$

To return to the reaction (13) of interest to us, we use the principle of detailed balance

$$\sigma_0(E) = \frac{p_\Lambda^2}{p_e^2} \sigma'_0(E) = \frac{p_\Lambda^2}{p_e^2 v} F_D^2(E) A_0 |f_0(E)|^2 . \quad (17)$$

Using the definition of the Mandelstam parameter  $s$  and neglecting the rest energy  $2m_e c^2 = 1.02$  MeV of the  $e^- e^+$  pair compared to their total energy  $p_e^2/m_e \sim 2m_\Lambda c^2 = 2.231$  GeV, we obtain

$$\frac{p_\Lambda^2}{p_e^2 v} = \frac{s - 4m_\Lambda^2 c^4}{sv} = \frac{\sqrt{m_\Lambda E}}{m_\Lambda c^2 + E} . \quad (18)$$

Thus, the cross section of reaction (13) is expressed in terms of the modulus of the Jost function  $|f_0(E)|$  of the relative motion of  $\Lambda$  and  $\bar{\Lambda}$  and the dipole form factor  $F_D(E)$  as follows

$$\sigma_0(E) = \frac{\sqrt{m_\Lambda E}}{m_\Lambda c^2 + E} F_D^2(E) A_0 |f_0(E)|^{-2} . \quad (19)$$

By varying the free parameter  $\Delta$  in the dipole form factor  $F_D(E)$  (15), we achieved that the experimental cross sections  $\sigma_0^{(exp)}(E)$ , "renormalized" by the factor  $\sqrt{m_\Lambda E}/(m_\Lambda c^2 + E)$  from (19)

$$\sigma_0^{(exp)}(E) \frac{m_\Lambda c^2 + E}{F_D^2(E) \sqrt{m_\Lambda E}} = \bar{\sigma}_0(E) v = A_0 |f_0(E)|^{-2} , \quad (20)$$

qualitatively reproduced the wave-like behavior of the function  $A_0 |f_0(E)|^{-2}$  for a rectangular potential well (8)(Fig.1a) with an approximately constant depth  $A_0$  of its troughs. The points  $\bar{\sigma}_0(E)v$  calculated by formula (20) from experimental cross sections  $\sigma_0^{(exp)}(E)$  are shown in Fig.2 for  $\Delta = 1.7$  GeV. Here the curve  $|f_0(E)|^{-2}$  calculated

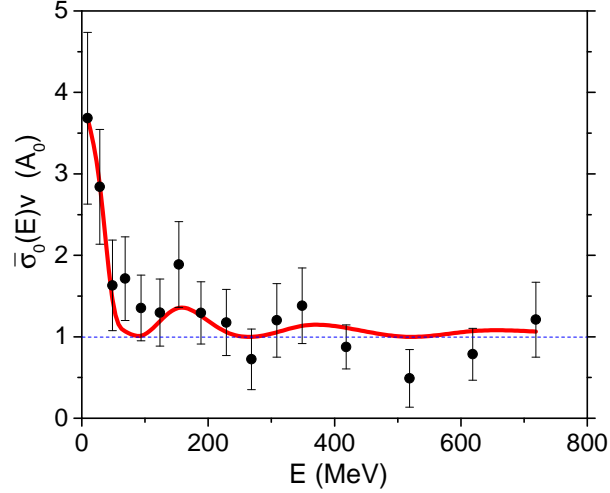


FIG. 2: Points  $\bar{\sigma}_0(E)v$  recalculated by formula (20) from the experimental cross sections  $\sigma_0^{(exp)}(E)$  of reaction (13) [11], and the function  $|f_0(E)|^{-2}$  calculated by formula (8) for a potential well with  $V_0 = 58$  MeV and  $R = 3.1$  fm. The values  $\bar{\sigma}_0(E)v$  are given in units  $A_0 = 6.5 \times 10^{-24} \text{ cm}^3/\text{sec}$ .

using formula (8) for a potential well with  $V_0 = 58.3$  MeV and  $R_0 = 3.10$  fm is also presented. The parameters of the potential well  $V_0$  and  $R_0$  and the constant  $A_0 = 6.52 \times 10^{-24} \text{ cm}^3/\text{sec}$  were found from the condition of the best approximation of the curve  $A_0 |f_0(E)|^{-2}$  to the points  $\bar{\sigma}_0(E)v$ . Figure 3 shows the experimental  $\sigma_0^{(exp)}(E)$  and theoretical  $\sigma_0(E)$  cross sections of reaction (13). The curve  $\sigma_0(E)$  was calculated by formula (19) with the parameters  $V_0$ ,  $R_0$  and  $A_0$  fixed for  $\Delta = 1.7$  GeV. For comparison, here are also given the theoretical dependences of  $\sigma_0(E)$  on  $E$ , calculated for  $\Delta = 1.8$  GeV and  $1.6$  GeV, allowed by the error corridor  $\pm \Delta \sigma(E)$  of the experimental cross section  $\sigma_0^{(exp)}(E)$ .

The wave-like behavior of the  $\bar{\sigma}_0(E)v$  curve constructed over the experimental points  $\sigma_0^{(exp)}(E)$  as a function of  $E$  (see Fig.2) allows us to draw a positive conclusion about the presence of one bound state in the  $\Lambda\bar{\Lambda}$  pair. Indeed, using formula (12) for the three crests of  $\bar{\sigma}_0(E)v$  closest to the pair production threshold  $\Lambda\bar{\Lambda}$  at  $E_\nu = 9.13$  MeV,  $E_{\nu+1} = 153.6$  MeV, and  $E_{\nu+2} = 348.7$  MeV, we obtain

$$\frac{\nu + 2}{\nu + 1} = \frac{E_{\nu+2} - E_{\nu+1}}{E_{\nu+1} - E_\nu} \simeq 1.4, \quad (21)$$

from which the estimate  $\nu \simeq 1$  follows. Direct calculation confirms the presence of one bound state with the energy  $\varepsilon_{\nu=1} = -36$  MeV in the rectangular potential well with  $V_0 = 58.3$  MeV and  $R_0 = 3.1$  fm, which describes the interaction of  $\Lambda\bar{\Lambda}$ . Moreover, the variation of the parameter  $\Delta$  in  $F_D(E)$  (15) within the range of  $(1.6 - 1.8)$  GeV, allowed by the experimental errors [11], gives an error of an order of  $\Delta\varepsilon_{\nu=1} = \pm 5$  MeV in determining the position of the level  $\varepsilon_{\nu=1}$  and fixes the parameters of the potential well with an accuracy of  $\Delta V_0 = \pm 5$  MeV and  $\Delta R_0 = \pm 0.1$  fm. Note also that by substituting into (11) the positions of the first two crests  $E_\nu$  and  $E_{\nu+1}$ , extracted from the experimental curve  $\bar{\sigma}_0(E)v$ , we obtain a very good estimate  $R_0 \simeq 3.1$  fm. The scattering length  $\Lambda$  over  $\bar{\Lambda}$   $a_s = (2.2 \pm 0.3)$  fm, calculated for the fixed  $V_0$  and  $R_0$ , is noticeably smaller than the radius of the potential well  $R_0 = (3.1 \pm 0.1)$  fm.

The value of the parameter  $\Delta = 1.7$  GeV in the dipole form factor  $F_D(E)$  obtained in this approach also allows us to qualitatively estimate the root-mean-square charge radius of the  $\Lambda$ -hyperon [13]

$$r_{rms} = \sqrt{6 \frac{dF_D(s)}{ds} \Big|_{s=0}} = \sqrt{12} \frac{\hbar c}{\Delta} \simeq 0.4 \text{ fm}. \quad (22)$$

It is known that in the case of a proton that is lighter than the  $\Lambda$ -hyperon (where  $\Delta = 0.84$  GeV), formula (22) yields a value  $r_{rms} = 0.81$  fm that is quite close to the experimental result  $r_{rms}^{exp} = 0.84$  fm. In this regard, the estimate  $r_{rms} \simeq 0.4$  fm obtained by us for the  $\Lambda$ -hyperon seems to be a rather interesting result since extracting this value from the experimental data on reaction (13) is a non-trivial and relevant task [12].

In conclusion, we note the following. In the work, simple formulas (8-12), (15), (19) and (20) were obtained for describing the experimental cross sections of the production of  $\Lambda\bar{\Lambda}$  pairs during  $e^-e^+$  annihilation near the threshold.

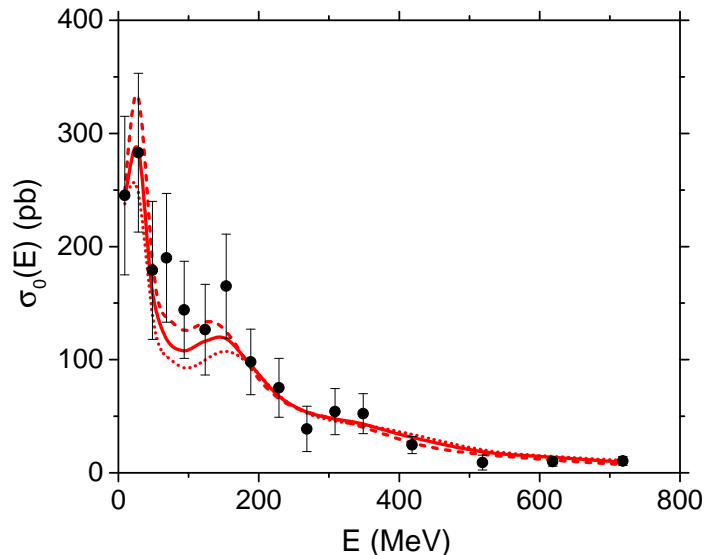


FIG. 3: Experimental cross sections  $\sigma_0^{(exp)}(E)$  of annihilation of  $e^-e^+$  into a pair  $\Lambda\bar{\Lambda}$  (13) as a function of the  $\Lambda\bar{\Lambda}$  kinetic energy together with theoretical curves  $\sigma_0(E)$  for these cross sections calculated by formulas (20,16,8) for  $\Delta = 1.7$  GeV,  $A_0 = 6.5 \times 10^{-24}$  cm<sup>3</sup>/sec,  $V_0 = 58$  MeV,  $R_0 = 3.1$  fm (solid curve);  $\Delta = 1.8$  GeV,  $A_0 = 2.6 \times 10^{-24}$  cm<sup>3</sup>/sec,  $V_0 = 50$  MeV,  $R_0 = 3.2$  fm (dashed curve) and  $\Delta = 1.6$  GeV,  $A_0 = 1.5 \times 10^{-23}$  cm<sup>3</sup>/sec,  $V_0 = 67$  MeV,  $R_0 = 3.0$  fm (dotted curve). The experimental points  $\sigma_0^{(exp)}(E) \pm \Delta\sigma(E)$  are taken from [11] (Table 1).

In this approach, the observed wave-like enhancement of this reaction near the  $\Lambda\bar{\Lambda}$  production threshold [11,12] is naturally explained by the influence of interparticle interaction in the final state of reaction (13). The analysis of the experimental cross sections suggests the existence of a bound state of the  $\Lambda\bar{\Lambda}$  pair with a binding energy  $\varepsilon_{\Lambda\bar{\Lambda}} = (36 \pm 5)$  MeV, which should manifest itself in the elastic scattering cross section  $e^+ + e^- \rightarrow e^+ + e^-$  in the form of a Feshbach resonance below the  $\Lambda\bar{\Lambda}$  production threshold by value  $\varepsilon_{\Lambda\bar{\Lambda}}$  in energy. The paper also estimates the scattering length  $\Lambda$  over  $\bar{\Lambda}$   $a_s = (2.2 \pm 0.3)$  fm and the rms charge radius of the  $\Lambda$ -hyperon  $r_{rms} \simeq 0.4$  fm.

In this regard, it is worth noting the previously developed theoretical models that take into account the interaction in the final state during the production of hadrons near the threshold at the  $e^-e^+$  annihilation, in which the energy dependence of the cross sections of the processes was determined by the energy dependence of the wave function of the relative motion of a nascent pair at small distances (see [14-19] and references therein). However, the possibility of extracting information about the final-state interaction from the oscillatory nature of the measured cross sections near the threshold has not been considered, to our knowledge. Moreover, in a recent paper [19], to describe the experimental data [11] on reaction (13) above the  $\Lambda\bar{\Lambda}$  production threshold, a narrow rectangular potential well with  $V_0 = 584$  MeV and  $R_0 = 0.45$  fm was specifically chosen so that the second from the threshold crest  $E_{\nu+1} \sim 1/R_0^2$  (11) of its s-wave function  $\psi_E(r=0)$  of the continuum went far beyond the studied energy region  $E \leq 700$  keV  $\ll E_{\nu+1} \simeq 6.8$  GeV. Whereas we have shown that by measuring the position of the three crests closest to the reaction threshold in the  $\bar{\sigma}_0(E)v$  value, one can estimate the number of bound states in the interacting pair and the interaction radius, and by the height of the crests, one can estimate the intensity of the interaction.

The effect of wave-like enhancement of the quantity  $\sigma_0(E)v$  as  $E \rightarrow 0$  was found by us in [1] in analysing fusion reactions (6) and (7). In the present work, we have investigated its manifestation in the experimental cross sections of  $\Lambda\bar{\Lambda}$  production at  $e^-e^+$  annihilation; however, in our opinion, it should be taken into account in any two-particle reactions  $X+Y \rightarrow X'+Y'$  near the  $X+a$  threshold. It seems to us that a natural further development of the approach would be its generalization to describe the reaction of  $\Lambda_c\bar{\Lambda}_c$  pair production at  $e^-e^+$  annihilation [20]. However, it is necessary to include the Coulomb interaction between  $\Lambda_c$  and  $\bar{\Lambda}_c$  in the computational scheme, as well as to take into account the d-wave (3,4). The obtained formulas could be useful for analyzing the oscillatory behavior of the electromagnetic form factors of hyperons [15,16] and nucleons [21,22] extracted from  $e^-e^+$  annihilation reactions. Finally, the developed approach can also be useful for analyzing fusion reactions at low energies.

The author is grateful to A.B. Arbuzov, M. Hnatič, S.N. Ershov, M.A. Ivanov, L.P. Kaptari, V.A. Korobov, A.V.

Kotikov, O.V. Teryaev, and Xiaorong Zhou for useful discussions and advice.

- 
- [1] V.S. Melezhik, Resonance amplification of the nuclear reaction  $X(a,b)Y$  near the  $a+X$  channel threshold, Nucl. Phys. A **550**, 223 (1992).
  - [2] L.N. Bogdanova, V.E. Markushin, V.S. Melezhik, and L.I. Ponomarev, Nuclear fusion reaction in the mesic molecule  $dt\mu$ , Sov. J. Nucl. Phys. **34**, 662 (1981).
  - [3] L.N. Bogdanova, V.E. Markushin, V.S. Melezhik, and L.I. Ponomarev, The nuclear fusion in the muonic molecule  $dd\mu$  and the charge symmetry violation in the low energy  $dd$  interaction, Phys. Lett. B **115**, 171 (1982).
  - [4] J.R. Taylor, *Scattering Theory: The Quantum Theory of Nonrelativistic Collisions* (Dover, New York, 1972).
  - [5] S. Deser, M.L. Goldberger, K. Baumann, and W. Tirling, Energy Level Displacements in Pi-Mesonic Atoms, Phys. Rev. **96**, 774 (1954).
  - [6] K.R. Leng, *Astrophysical formulae*, Vol.II (Springer, Berlin, 1974).
  - [7] L.I. Ponomarev, Muon catalysed fusion, Contemp. Phys. **31**, 219 (1990).
  - [8] C. Petitjean, P. Ackerbauer, D.V. Balin et al. New precision measurements of  $d\mu d$  fusion, Hyperfine Int. **101**, 1 (1996).
  - [9] C. Angulo, M. Arnould, M. Rayet et al. A compilation of charged-particle induced thermonuclear reaction rates, Nucl. Phys. A **656**, 3 (1999).
  - [10] A. A. Kvitsinsky, Chi-Yu Hu, and J. S. Cohen, Faddeev calculations of muonic-atom collisions: Scattering and fusion in flight, Phys. Rev. A **53**, 255 (1996).
  - [11] M. Ablikim, M. N. Achasov, P. Adlarson et al. (BESIII Collaboration), Measurement of the  $e^+e^- \rightarrow \Lambda\bar{\Lambda}$  cross section from threshold to 3.00 GeV using events with initial-state radiation, Phys. Rev. D **107**, 072005 (2023).
  - [12] M. Ablikim, M. N. Achasov, P. Adlarson et al. (BESIII Collaboration), Unraveling the structure of  $\Lambda$  hyperons with polarized  $\Lambda\bar{\Lambda}$  pairs, arXiv:2506.08072v2.
  - [13] F. Halzen and A.D. Martin, *QUARKS AND LEPTONS: An Introductory Course in Modern Particles Physics*, (John Wiley & Sons, New York 2018).
  - [14] J. Heidenbauer, X. W. Kang, and U.-G. Meißner, The electromagnetic form factors of the proton in the timelike region, Nucl. Phys. A **929**, 102 (2014).
  - [15] J. Heidenbauer, U.-G. Meißner, The electromagnetic form factors of the  $\Lambda$  in the timelike region, Phys. Lett. B **761**, 456 (2016).
  - [16] J. Heidenbauer, U.-G. Meißner, and L.-Y. Dai, Hyperon electromagnetic form factors in the timelike region, Phys. Rev. D **103**, 014028 (2021).
  - [17] A. I. Milstein and S. G. Salnikov, Final-state interaction in the process  $e^+e^- \rightarrow \Lambda_c\bar{\Lambda}_c$ , Phys. Rev. D **105**, 074002 (2022).
  - [18] A. I. Milstein and S. G. Salnikov,  $N\bar{N}$  production in  $e^+e^-$  annihilation near the threshold revisited, Phys. Rev. D **106**, 074012 (2022).
  - [19] A. I. Milstein and S. G. Salnikov, Natural Explanation of Recent Results on  $e^+e^- \rightarrow \Lambda\bar{\Lambda}$ , JETP Letters **117**, 905 (2023).
  - [20] M. Ablikim, M. N. Achasov, P. Adlarson et al. (BESIII Collaboration), Measurement of the Energy-Dependent Pair-Production Cross Sections and Electromagnetic Form Factors of a Charmed Barion, Phys. Rev. Lett. **131**, 191901 (2023).
  - [21] A. Bianconi and E. Tomasi-Gustafsson, Periodic Interference Structures in the Timelike Proton Form Factor, Phys. Rev. Lett. **114**, 232301 (2015).
  - [22] Qin-He Yang, Di Guo, Ling-Yun Dai, J. Haidenbauer, Xian-Wei Kang, and U.-G. Meißner, New insights into the oscillations of the nucleon electromagnetic form factors, Sci. Bullet. **68**, 2729 (2021).