

---

# Neural Ising Machines via Unrolling and Zeroth-Order Training

---

Sam Reifenstein<sup>1</sup> Timothée Leleu<sup>2,3</sup>

## Abstract

We propose a data-driven heuristic for NP-hard Ising and Max-Cut optimization that learns the update rule of an iterative dynamical system. The method learns a shared, node-wise update rule that maps local interaction fields to spin updates, parameterized by a compact multilayer perceptron with a small number of parameters. Training is performed using a zeroth-order optimizer, since backpropagation through long, recurrent Ising-machine dynamics leads to unstable and poorly informative gradients. We call this approach a neural network parameterized Ising machine (NPIM). Despite its low parameter count, the learned dynamics recover effective algorithmic structure, including momentum-like behavior and time-varying schedules, enabling efficient search in highly non-convex energy landscapes. Across standard Ising and neural combinatorial optimization benchmarks, NPIM achieves competitive solution quality and time-to-solution relative to recent learning-based methods and strong classical Ising-machine heuristics.

## 1. Introduction

Many combinatorial optimization problems are solved in practice using problem-specific heuristics whose effectiveness relies on carefully designed update rules, schedules, and hyperparameters. While these methods can perform well in practice, their design typically involves substantial manual experimentation. This has motivated increasing interest in data-driven approaches that aim to learn effective optimization heuristics directly from experience. In this context, neural combinatorial optimization (neural CO) seeks to replace or augment hand-crafted heuristics with learned optimization dynamics, often parameterized by neural networks and trained across distributions of problem instances. Over the past decade, a wide range of neural CO methods

have been proposed, demonstrating promising results on several benchmark problems (see Sec. 2.1). However, many existing approaches rely on large neural architectures, long rollout horizons, or complex gradient-based training, which can make training expensive and limit scalability. As a result, classical heuristics often remain competitive baselines.

In this work, we introduce a data-driven optimization method for Ising and Max-Cut problems that directly addresses these limitations by learning the update rule of an iterative dynamical system. Our approach builds on recent progress in dynamical Ising machines by parameterizing their update dynamics with a compact multilayer perceptron and training these parameters using a zeroth-order optimization method. This design enables efficient training with a small number of parameters. On standard Ising and neural combinatorial optimization benchmarks, the resulting neural Ising machine achieves competitive performance while retaining the simplicity and scalability of classical Ising-machine formulations.

## 2. Related Works

### 2.1. Neural Combinatorial Optimization

In the field of neural combinatorial optimization (neural CO), many different types of CO problem have been considered, the most common being the traveling salesman problem (TSP) (Vinyals et al., 2017; Bello et al., 2017; Deudon et al., 2018; Joshi et al., 2019; Bresson & Laurent, 2021; Bogyrbayeva et al., 2022; Sui et al., 2024; Alanzi & Menai, 2025). Many architectures have been used on TSP including pointer networks (Vinyals et al., 2017), transformers (Kool et al., 2019) and GNNs (Joshi et al., 2019). Both supervised learning (SL) and reinforcement learning (RL) have been used for training with policy gradient based RL methods being the most popular (Bello et al., 2017). Additionally, diffusion models have also been proposed as a technique for neural CO (Sun & Yang, 2023; Sanokowski et al., 2024). In addition to TSP, neural methods have been proposed to heuristically solve countless other NP-hard problems including graph matching (Zanfir & Sminchisescu, 2018), routing problems (Zhou et al., 2025), maximum independent set (Ahn et al., 2020), and Boolean satisfiability (Bünz & Lamm, 2017) to name a few. In particular, there have been a number of neural approaches to Max-Cut and other

---

<sup>1</sup>UC Berkeley <sup>2</sup>NTT Research <sup>3</sup>Stanford University. Correspondence to: Sam Reifenstein <sam-reifens@berkeley.edu>, Timothée Leleu <timothee.leleu@ntt-research.com,tleleu@stanford.edu>.

closely related problems such as Maximum independent set (MIS) that are directly equivalent to the Ising problem studied in this work (Dai et al., 2018; Karalias & Loukas, 2021; Schuetz et al., 2022; Zhang et al., 2023; Sanokowski et al., 2023; 2024; 2025). Approaches include GNNs (Schuetz et al., 2022), G-flow-nets, (Zhang et al., 2023) and more recently diffusion samplers (Sanokowski et al., 2024; 2025). For further references and recent reviews on neural CO we refer the reader to (Cappart et al., 2022; I. Garmendia et al., 2024; Martins et al., 2025; Thinklab-SJTU, 2021).

## 2.2. Dynamical System Approaches to Ising/Max-Cut (Ising Machines)

Over the years, there have been many physics-inspired approaches to solving the Max-Cut problem. These approaches are inspired by the fact that many physical systems naturally seek to minimize some quantity (e.g., physical energy) so if the problem objective can be mapped to this quantity then the physical device can sample good solutions to the desired optimization problem. These ideas date back to concepts like Hopfield neural networks (Hopfield, 1982), but have gained more attention again recently. In particular, there has been a lot of work showing that even for certain systems, simulating the physical dynamics numerically can lead to developing state-of-the-art algorithms. These algorithms, typically called “Ising machines” often involve representing the solution of a Max-Cut/Ising problem as a set of continuous degrees of freedom which evolve dynamically over time. Some examples include coherent Ising machines (CIM) (Wang et al., 2013; Yamamoto et al., 2017; 2020; Lu et al., 2023), analog iterative machines (AIM) (Kalinin et al., 2023) which are inspired by photonics, oscillator Ising machines (OIM) (Wang & Roychowdhury, 2019) based on analog electronics as well as algorithms like simulated bifurcation machines (SBM) (Goto et al., 2019), and chaotic amplitude control (CAC) (Leleu et al., 2019; 2021; Leleu & Reifenstein, 2025) which are inspired by more general physical principles. Although it has been demonstrated numerically that these algorithms are very effective at solving Max-Cut problems, it is not well understood why certain types of dynamics are more effective than others beyond some loose connections with the underlying physics. Additionally, as is common for heuristic algorithms for CO, there is often an amount of hyper-parameter tuning required for these algorithms to be effective on a certain class of problem instances.

## 2.3. Learning to Optimize and Algorithm Unrolling

Learning to Optimize (L2O) and algorithm unrolling are machine learning techniques commonly used for solving optimization problems where a simple iterative algorithm is typically used. The idea of algorithm unrolling is that, instead of replacing an entire iterative algorithm with a

multi-layer deep neural network, we modify the existing iterative algorithm to a more general version with more parameters (which is essentially a recurrent neural network) (Monga et al., 2020; Chen et al., 2021; Kotary et al., 2023; Chen et al., 2024). These parameters can then be tuned by some machine learning technique so that we get an improved version of the original iterative approach. Because this technique requires many fewer parameters than the corresponding DNN parameterization, it is often much more efficient, scalable and interpretable (Monga et al., 2020). Algorithm unrolling has traditionally focused on problems in sensing and signal reconstruction (Chen et al., 2021; Balatsoukas-Stimming & Studer, 2019; Gregor & LeCun, 2010). A foundational example of this is in which ISTA (iterative shrinkage and thresholding algorithm), a commonly used algorithm for sparse signal construction, was extended to LISTA (learned ISTA). The convergence and reconstruction accuracy of ISTA were greatly improved by learning additional parameters (Gregor & LeCun, 2010). Although these example are mostly in settings where the underlying optimization problem is convex, there are some works that explore algorithm unrolling in the context of non-convex optimization (Tan et al., 2023; Wei et al., 2025; Song et al., 2024). To the best of our knowledge, algorithm unrolling has seen limited application to NP-hard combinatorial optimization problems, with integer linear programming (ILP) being a notable example (Chen et al., 2024).

## 2.4. Zeroth Order Optimization and Evolutionary Strategies

Most machine learning techniques rely on some form of gradient estimation, which is typically based on backpropagation. Examples of this are the typical stochastic gradient descent (SGD) used in supervised learning and the policy gradient method of reinforcement learning. On the other hand, zeroth-order methods do not use a backward pass and compute the gradient using a finite-difference estimator. These types of methods have been proposed as alternatives to backpropagation and policy-gradient reinforcement learning, typically because of the smaller computational overhead required (Salimans et al., 2017). In our case, we use a zeroth order method for a slightly different reason. Because the dynamics of an Ising machine are very complex and require many layers of computation, it is not possible to use backpropagation to estimate gradients accurately because of the vanishing/exploding gradient phenomenon. Similarly, if we try to use the policy gradient method on an Ising machine an equivalent problem arises. Because there are so many small steps (decisions) that an Ising machine makes in a single trajectory, when using the policy gradient method we get a very noisy gradient signal because it is hard to accurately attribute each of these decisions to the success of the algorithm. For more details and numerical results see App. E.

Note that many previous works such as (Zhang et al., 2023) and (Sanokowski et al., 2024) attempt to fix this problem of reward attribution for CO algorithms, however we take a different approach and use an entirely different optimization technique which is not based on the REINFORCE algorithm (Williams, 1992).

## 2.5. Our Contribution

In this work, we propose a method of neural CO which essentially applies the idea of algorithm unrolling to dynamical Ising machines. For our training method, we use a zeroth order optimization method (Reifenstein et al., 2024) instead of the more typical backpropagation or policy-gradient based methods. We parameterize the update step of an Ising machine with a neural network allowing it to learn optimal search dynamics in a data-driven way. Our method is novel in the following ways:

- We apply the techniques of algorithm unrolling to the NP-hard Max-Cut problem.
- We use zeroth-order optimization to tune a neural network in the context of combinatorial optimization.
- We show that effective dynamics for Ising machines can be learned from scratch in a data-driven way.

## 3. Proposed Method

### 3.1. The Ising Problem

In this work, we will consider the NP-hard Ising problem defined as follows. The goal is to minimize a quadratic objective function with respect to a set of binary  $N$  variables:

$$\min_{\sigma \in \{-1, 1\}^N} \sum_{i,j} J_{ij} \sigma_i \sigma_j - \sum_i l_i \sigma_i \quad (1)$$

where the problem instance is specified by the symmetric  $N \times N$  matrix  $J$  and  $N$  dimensional vector  $l$ . This problem can be shown to be mathematically equivalent to several other optimization problems including Max Cut (MCut), Max Clique (MC), Max Independent Set (MIS) and QUBO (Quadratic Unconstrained Binary Optimization) problems (see App. A). In this work we will often use the term ‘‘Ising problem’’ to refer to this class of problems which are described by optimizing a set of binary variables over a quadratic objective function.

### 3.2. Ising Machines

An Ising machine is most generally defined as a dynamical system which is used to optimize the Ising problem. However, in this work we will give it a specific mathematical definition as

$$x_i(t) = F(t, h_i(0), \dots, h_i(t-1)) \quad (2)$$

$$h_i(t) = \sum_j J_{ij} x_j(t) + \frac{1}{2} l_i. \quad (3)$$

The Ising machine dynamics is fully determined by the function  $F$ . The variables  $x_i(t)$  denote the current approximate solution of the Ising problem (although they can have continuous values) and the variables  $h_i(t)$  can be interpreted as a discrete gradient of the objective function with respect to the current approximate solution. In addition,  $F$  may have some stochastic component to it. The algorithm is carried out by starting with  $x_i(0)$  at some random value (determined by  $F$ ) and then iterating the above equations by  $T$  steps. At each step, a possible solution can be calculated as  $\sigma_i(t) = \text{sign}(x_i(t))$  and typically we take the best solution over the course of the trajectory to be the output. Because of the stochastic nature, in practice many trajectories are often computed and the best solution out of all of them is used. For specific examples of dynamical Ising machines and how they map to this formulation, refer to App. B.

### 3.3. MLP Parameterization

The key concept behind our method is to parameterize the function  $F$  with a simple multilayer perceptron (MLP) neural network. To do this, we restrict the history of  $h_i$  variables used to a specific length  $T_c$  and use these as the input layer of our network. For this work, we use a two layer network with tanh activation functions. Additionally, we do not include bias parameters. This is because in order for the algorithm to respect the symmetry of the Ising problem we want the resulting function to be odd with respect to every input. We can express this function explicitly as follows:

$$\begin{aligned} F(t, h(0), \dots, h(t-1)) &= \text{MLP}(t, h(t-T_c), \dots, h(t-1)) \\ &= \tanh \left[ W^0(t) \eta + \sum_{k \in \{0, \dots, D-1\}} W_{1,k}^1(t) f_{\text{nl}} \left( \sum_{s \in \{0, \dots, T_c-1\}} W_{k,s}^2(t) h(t-T_c+s) \right) \right] \end{aligned} \quad (4)$$

where  $D$  denotes the number of hidden neurons,  $\eta$  is  $\mathcal{N}(0, 1)$  Gaussian noise, and  $f_{\text{nl}}$  is the nonlinear activation function  $f_{\text{nl}}(x) = x + \tanh(x)$ .  $W^0(t)$ ,  $W^1(t)$  and  $W^2(t)$  are the tunable weight matrices of dimensions  $1 \times 1$ ,  $1 \times D$  and  $D \times T_c$  respectively. Note that the weight matrices are indicated to have dependence on  $t$ . This is because we want the Ising machine’s dynamics to be allowed to vary over the course of the trajectory, which is something that is important to many Ising machines. To complete this parameterization, we first flatten the weight matrices into one vector  $\theta(t)$  of dimension  $1 + D + DT_c$ . Then we introduce another hyperparameter  $M$  which corresponds to the number of degrees of freedom for which each parameter can vary with respect to time. More specifically, we can express  $\theta_i(t)$  in terms of a  $(1 +$

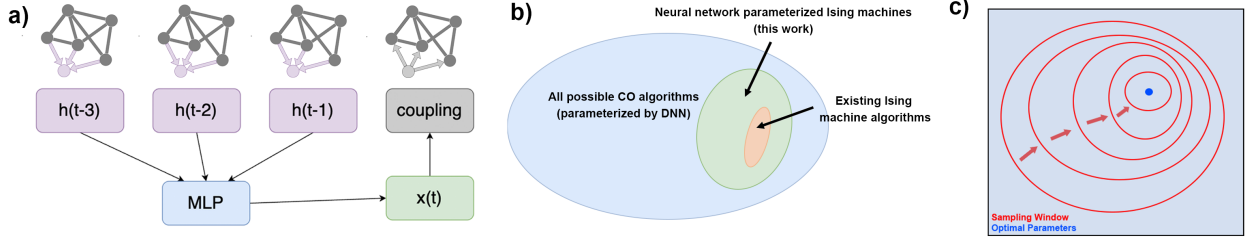


Figure 1. a) Diagram showing the flow of information in a neural network Ising machine. The coupling fields (purple), calculated by aggregating the influence of the  $N - 1$  other variables, are saved from previous iterations. They are then fed into the neural network model and used to decide the new spin variable which is then used to compute the next coupling field. See Secs. 3.2 and 3.3 for a concrete mathematical description. b) High level overview of our method relative to other approaches to CO, inspired by Fig. 15 of (Monga et al., 2020). c) Cartoon depiction of the zeroth-order evolutionary optimization algorithm we use based off of (Reifenstein et al., 2024). A distribution of parameters (represented by red circles) is evolved over many iterations to close in on an optimal parameter configuration (blue dot).

$D + DT_c$ )  $xM$  matrix  $\Theta_{i,m}$  as follows:

$$\theta_i(t) = \sum_{m \in \{0, \dots, M-1\}} \Theta_{i,m} f_m(t/T) \quad (6)$$

where  $f_m$  are a set of functions on the interval  $[0, 1]$  which can be used as a basis to describe a general smooth function. In our work, we use the Fourier basis described by

$$f_m(\tau) = \begin{cases} \cos(\frac{m}{2}\pi\tau) & m \in \text{even} \\ \sin(\frac{m+1}{2}\pi\tau) & m \in \text{odd} \end{cases}. \quad (7)$$

Together, this gives a total of  $(1 + D + T_c D)M$  total parameters. We will refer to the algorithm created by iterating these equations as “neural network parameterized Ising machine” (NPIM). In addition to the network defined in eq. (5), we also consider another version in which the outer tanh nonlinearity is replaced by the discontinuous sign function causing the  $x_i(t)$  variables to be binary. We will refer to the resulting algorithms as cNPIM and dNPIM respectively (corresponding to continuous and discrete coupling). Although dNPIM is technically a special case of cNPIM (by scaling the weights), dNPIM tends to have different inductive biases and better generalization as shown in Sec. 4.5. The choice of a simple Fourier basis in Eq. (7) is motivated by empirical observations that the specific temporal basis (e.g., Fourier, Chebyshev, or Legendre) has only a minor effect on performance, while the dominant factor is the number of available temporal modes  $M$ , as shown in App. C.2 (Fig. 5).

### 3.4. Parameter Tuning and Reward Function

To optimize the parameters of our model we use a zeroth-order evolutionary optimization method based on (Reifenstein et al., 2024). To do this, we choose a reward function which incentivizes trajectories which are successful at finding good values of the objective function. Depending on our

goal (i.e. which benchmark we are training for) we use one of two reward functions which are described in App. F. The optimization process can then be formalized as follows. A distribution in the space of network weights  $\theta \in \mathbb{R}^P$  (where  $P = (1 + D + T_c D)M$ ) is described by two variables:  $\theta_x \in \mathbb{R}^P$ , which represents the current mean of the parameter distribution, and  $\theta_L \in \mathbb{R}^{P \times P}$ , which controls the scale and anisotropy of parameter-space exploration. Then, we define the reward function  $\rho$  which takes as an in a trajectory of an NPIM and outputs a real number (see Sec. F for specific definitions). Our goal is to maximize the expected reward function which can be written as

$$\mathcal{R}(\theta_x, \theta_L) = \mathbb{E}_{v, \eta, J} \rho(\text{traj}(\theta_x + \theta_L v, \eta, J)) \quad (8)$$

where the expected value is taken over three distributions.  $v$  is a random variable in  $N(0, 1)^P$  which is mapped to a perturbation in the parameter space by the matrix  $\theta_L$ .  $\eta$  is a random vector corresponding to the stochastic behavior of the trajectory dynamics themselves, and lastly  $J$  is an instance of the Ising problem chosen from the relevant distribution. The notation  $\text{traj}(\theta, \eta, J)$  is meant to symbolize a trajectory of the NPIM dynamics with the given network weights  $\theta$ , instantiation of noise  $\eta$  and problem instance  $J$ . Following the equations in (Reifenstein et al., 2024) we then estimate the gradient of  $\mathcal{R}$  with respect to both  $\theta_x$  and  $\theta_L$  by computing samples from this distribution. At each step, the estimated gradients are then used to update both  $\theta_x$  and  $\theta_L$ . A single update of both  $\theta_x$  and  $\theta_L$  we will refer to as an “epoch” in this work.

Intuitively, the optimizer maintains a distribution over network parameters. At each epoch, random perturbations of the parameters are evaluated by running full NPIM trajectories and measuring their reward. Correlating these perturbations with the observed rewards yields a finite-difference estimate of the gradient, while the learned matrix  $\theta_L$  adapts the exploration scale across parameters (full derivations are

provided in App. G). Importantly, this training procedure does not assume prior knowledge of the optimal objective value. Instead, when a reference energy is used, it is defined as the best solution found so far for a given instance during training and is updated online as optimization progresses.

## 4. Analysis of Learned Dynamics

### 4.1. Example of learned dynamics: Emergence of Momentum in Single Layer Network

In order to illustrate the relationship between network weights, Ising machine dynamics, and algorithm performance we will briefly consider a simplified example in which we have a single layer network with fixed weights ( $M = 1$ ) and 10 input neurons ( $T_c = 10$ ). In Fig. 2 we show how this network evolves over the course of the training process. In the first few epochs the network quickly learns a greedy “steepest descent” strategy. This is reflected by all of the network weights being negative (bottom middle of Fig. 2). However, because the set of Ising problem instances considered is non-convex, this basic strategy often leads the machine to become trapped in suboptimal configurations. During training, the network weights gradually adapt to enable a more effective search process, including an emergent momentum-like effect that helps the dynamics escape metastable states. This behavior is illustrated in the upper and lower right panels, where some of the network weights become positive (red).

### 4.2. Effect of Architecture on Performance

As shown in Sec. 4.1, a simple single layer network with fixed weights can be effective at learning the complex dynamics required of solving these optimization problems. This raises the question of how important a more complicated multi-layer network is, and to what extent parameter modulation (annealing) is necessary for the algorithm to be effective. However, based on our experimentation with different network architectures it appears that both increasing the number of hidden neurons and degrees of freedom for the annealing schedule improve algorithm performance. In Fig. 3c and Tab. 4 we show the success rate of both cNPIM and dNPIM on  $N = 100$  SK problem instances for different network configurations. We see a clear trend in which a greater number of parameters results in improved performance, although there may be a saturation around 50 parameters, the results indicate that the network is learning some non-trivial strategy that needs many parameters to describe. Interestingly, as long as the number of parameters is large, the exact type of parameters (i.e. tradeoff between  $T_c$ ,  $D$  and  $M$ ) does not seem to have a large effect on performance. For more details, single-parameter sensitivity sweeps over  $T_c$ ,  $D$ , and  $M$  are provided in App. C.1 (Fig. 4).

### 4.3. Bootstrapping and Fine Tuning

In order to train the network on hard problem instances, it is often not sufficient to simply start with random parameters. This is because the success rate of finding the ground state will be zero or close to zero so there will be no gradient signal for the optimizer to use. To fix this problem we use various forms of bootstrapping and fine-tuning, in which the network is first tuned on an easier version of the problem and then fine-tuned on the desired instance distribution. In Figs. 3a and 3d we show two examples of bootstrapping and fine-tuning. For example, in Fig. 3a the network is first trained from scratch (random initialization) on SK problem instances of problem size  $N = 100$ . Then, this pretrained network is fine-tuned on problem size  $N = 500$ . Performance of both networks is shown in blue and orange traces respectively, showing that the fine-tuned network is more effective especially for larger problem sizes. This staged training strategy allows the network to scale to larger problem sizes by leveraging pretraining on smaller instances. For more details on training process see App. F.

### 4.4. Out of Distribution Performance

In Figs. 3a and 3d we show the performance of cNPIM with respect to problem size and instance hardness parameter respectively. In both cases, when the network is tuned on a specific problem distribution, the fine-tuned weights are still successful at solving problems in different (but closely related) distributions. However, performance tends to degrade the more the distribution differs from the one it is tuned on as expected. This shows that although some out-of-distribution generalization is possible, fine-tuning is still important in order to get the desired performance.

### 4.5. Overfitting and Differences between cNPIM and dNPIM

In Figs. 3b and 3e we show the instance-wise performance of cNPIM and dNPIM respectively against that of the chaotic amplitude control (CAC) algorithm (Leleu et al., 2019; 2021; Leleu & Reifenstein, 2025). Because the network is trained to optimize average success rate over all instances, this can result in overfitting in which the success rate of some problem instances is very large whereas others will have zero or very low success rate. This is depicted in Fig. 3b, where many of the easier instances have low TTS (high success rate) for cNPIM compared to CAC, whereas for some hard instances cNPIM did not reach the target high-quality solution within the evaluation budget, as indicated by their placement on the horizontal dotted line. On the other hand, in Fig. 3e we see this effect is much less prevalent for dNPIM. Although cNPIM achieves a larger reward value (average success rate), and smaller TTS for the median difficulty problem instances (indicated by red

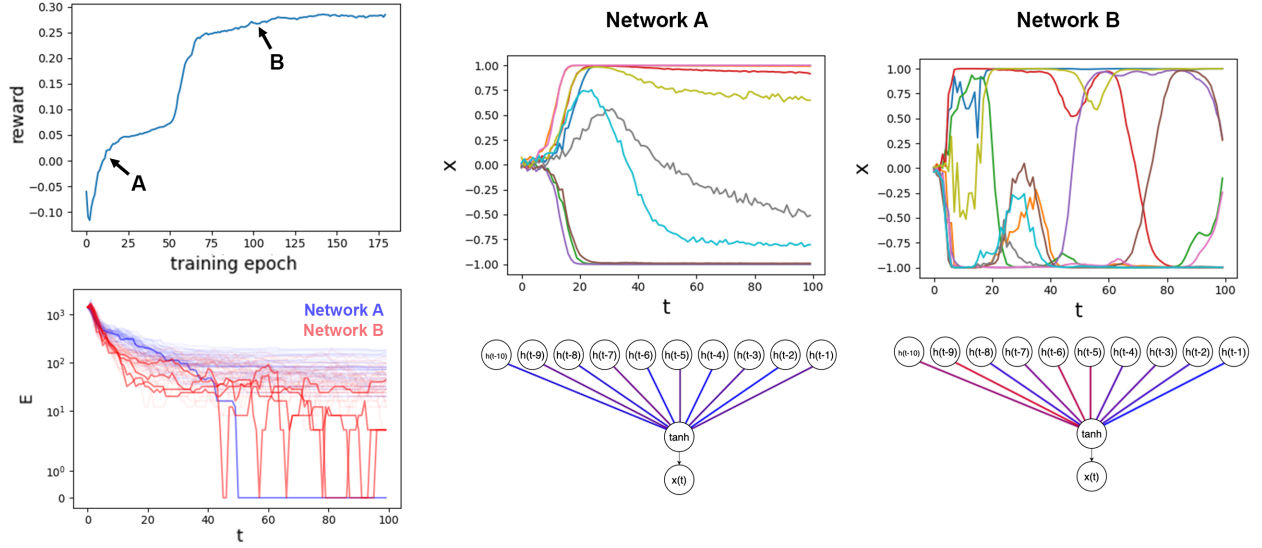


Figure 2. Example of training single layer neural network Ising machine. Upper left: the average reward (success rate) of the network with respect to training epoch. The reward starts negative because of an initial bootstrapping phase in which bad trajectories are penalized. Two snapshots of the network parameters are taken and shown in the right two figures: network A at epoch 19, and network B at epoch 99. Lower left: residual Ising energy (difference with best-known solution) is shown as a function of iteration step for both networks. Darker colored trajectories indicate the ground state was found. Bottom middle and right: network weights of network A and network B respectively. Blue and red connections depict negative and positive network weights respectively. Top middle and right: trajectory of  $x_i(t)$  variables for network A and network B respectively. Each color represents a different variable of the Ising problem.

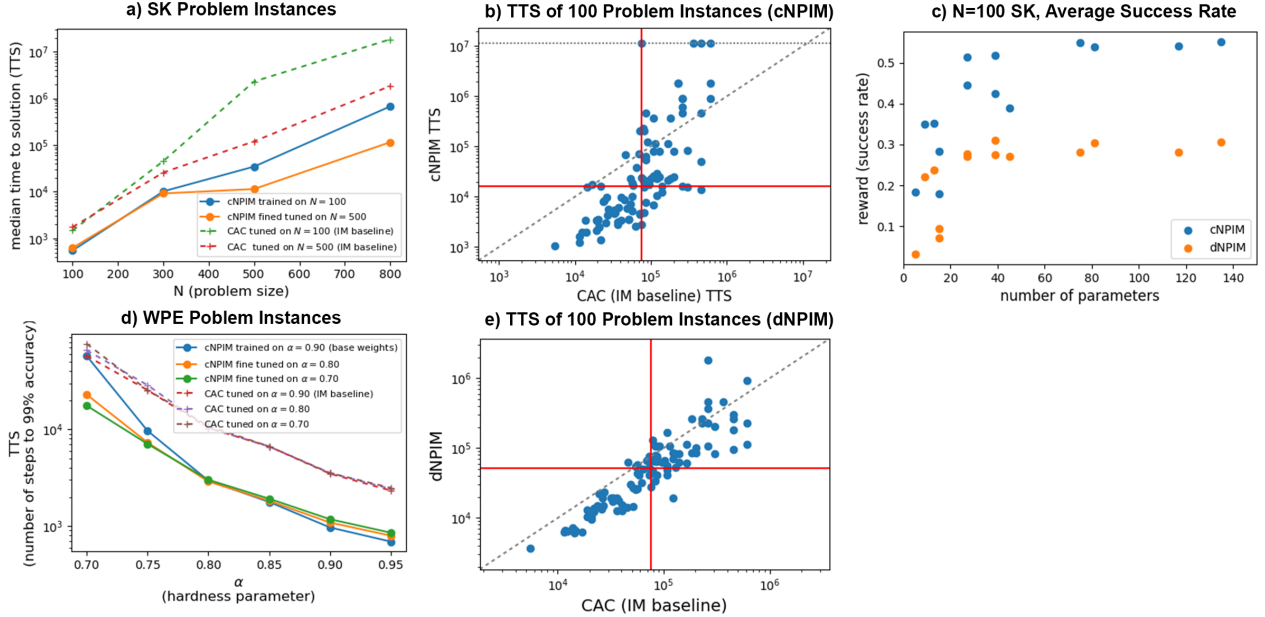


Figure 3. a) Performance (Time to solution) of cNPIM on Sherrington-Kirkpatrick (SK) problem instances. Colored traces show performance with and without fine-tuning showing limited (but nonzero) ability to generalize over problem size. Dotted trace shows baseline Ising machine performance (Chaotic amplitude control (Leleu et al., 2019; 2021; Leleu & Reifenstein, 2025)). b, e) Scatter plot showing the TTS of 100 random SK problem instances of problem size  $N = 800$  against that of CAC for cNPIM and dNPIM respectively. c) Success rate for different architectures of cNPIM and dNPIM as a function of total parameter count. The same data is shown in Tab. 4. d) TTS is shown as a function of hardness parameter for the Wishart planted ensemble (WPE) problem instances (Hamze et al., 2020). Colored traces show cNPIM fine-tuned on different hardness parameters while dotted line shows Ising machine baseline (CAC).

lines), it struggles on the hardest problem instances relative to dNPIM and CAC.

While a full explanation is beyond the scope of this work, one hypothesis is that because cNPIM uses continuous coupling it learns to optimize some relaxed version of the underlying discrete Ising problem. Although this relaxed problem may align well with the real problem for some instances, it may misalign on harder instances, which can reduce success probability when targeting best-known energies. On the other hand, because dNPIM uses discrete couplings the internal state of the algorithm is always based on true solutions to the underlying Ising problem. This forces it to be more faithful in its ability to search over the true solution space which may cause it to take longer for the easier problem instances.

## 5. Benchmark Results

We begin by reporting conventional combinatorial optimization metrics, namely objective quality and wall-clock time, as summarized in Tab. 1. Because our method is closely related to both neural combinatorial optimization and dynamical Ising machines, we evaluate it using benchmarks commonly adopted in each community, which differ in problem types and evaluation metrics. In the neural combinatorial optimization literature, both average objective value and computation time are typically reported (Zhang et al., 2023; Sanokowski et al., 2025). Additionally, common benchmark problems include maximum independent set and Max-Clique problems based on graphs from (Xu et al., 2005) and Max-Cut problems from the Barabási–Albert (BA) distribution (Albert & Barabási, 2002). In Tab. 1 we compare against the results of (Sanokowski et al., 2025) on MIS, Max-Clique and Max-Cut problems. Although (Sanokowski et al., 2025) also reports results on the maximum dominating set problem, we omit these comparisons since the problem does not admit a direct quadratic Ising formulation. However, our framework can easily be extended to other types of problems like this (see App. D) which can be explored in future work. We find that in four out of the five cases dNPIM is able to achieve a better average objective value than the results of (Sanokowski et al., 2025). However, in the case of the larger graphs our method does take longer. Although we use the same hardware as (Sanokowski et al., 2025), the observed wall-clock differences may largely reflect implementation choices, such as sparse graph kernels in (Sanokowski et al., 2025) versus dense PyTorch matrix operations in our current implementation. A fully optimized, implementation-matched comparison is left for future work.

In literature on Ising machines, time to solution (TTS) is typically used as a metric. TTS takes into account both computation time of a single run of the algorithm and the quality of solutions achieved per run into a single metric. TTS is

defined as an estimate of the amount of time you would need to run the algorithm to have a 99% chance of finding the solution. Because these are NP-hard problems and we do not know the true optimum we use “solution” to mean the best solution found by the algorithms we are benchmarking (for more details on TTS and how it is calculated, see App. H). For benchmark problem instances, we use the G-set instances, which are a set of both weighted and unweighted graphs with a variety of structures. The median time-to-solution results across different G-set instance families are summarized in Tab. 2, showing that dNPIM achieves state-of-the-art or competitive performance on most weighted and unweighted graph classes. These graphs are typically interpreted as Max-Cut problems for benchmarking. In order to train our network, for each type of graph in the G-set we generate a training set of problem instances which is used to fine-tune a network for that specific set of graph parameters (see App. I for details). We compare the resulting algorithm against the results of (Reifenstein et al., 2021) and (Goto et al., 2021). We use the cut values reported in these works when computing TTS. Note that for the results of (Reifenstein et al., 2021) and (Goto et al., 2021) algorithm parameters are also tuned for each instance type. We find that on almost all problem instances dNPIM matches or improves upon the existing Ising machine state-of-the-art with the exception of the unweighted planar instances. These instances are more difficult and other Ising machine algorithms struggle on them as well, especially dSBM (as shown in (Reifenstein et al., 2021)). Improving robustness on this subset of graphs through architectural choices or training strategies is an interesting direction for future work.

To further assess scalability with respect to problem size, we report instance-wise results on two representative G-set graphs: G1 ( $N = 800$ ) and the substantially larger G22 ( $N = 2000$ ). As summarized in Tab. 3, dNPIM consistently reaches cut values equal to the best-known solutions on both instances while maintaining competitive time-to-solution as problem size increases. This demonstrates that the proposed method scales to large problem sizes without degradation in solution quality.

Overall, we find that in almost all cases we have explored, our NPIM approach is able to compete with state-of-the-art results. This is promising because the simplicity and flexibility of the method makes it attractive as a technique that can quickly be adapted to a wide variety of optimization problems.

## 6. Conclusions and Discussion

We present a data-driven method for heuristic combinatorial optimization that combines algorithm unrolling, dynamical Ising machines, and zeroth-order training to learn compact

Table 1. Comparison of different methods on Max Independent Set (MIS), Max Clique (MaxCl) and MaxCut problems. Solution size (higher is better) and computation time (lower is better) are used as dual performance indicators. We compare with data from (Sanokowski et al., 2025) which includes benchmark results of DiffUCO (Sanokowski et al., 2024) and LTFT (Zhang et al., 2023) as well. Computation times are based on PyTorch code running on an NVIDIA A100 GPU. "top 30" refers to the fact that since our algorithm is less computationally intensive per trajectory than the other algorithms we compare it to we run it 30 times in parallel and then use the best solution found out of these trajectories for our comparison.

Method	MIS-small		MIS-large		MaxCl-small		MaxCut-small		MaxCut-large	
	Size $\uparrow$	time $\downarrow$	Size $\uparrow$	time $\downarrow$	Size $\uparrow$	time $\downarrow$	Size $\uparrow$	time $\downarrow$	Size $\uparrow$	time $\downarrow$
Gurobi	20.13 $\pm$ 0.03	6:29	42.51 $\pm$ 0.06*	14:19:23	19.06 $\pm$ 0.03	11:00	730.87 $\pm$ 2.35*	17:00:00	2944.38 $\pm$ 0.86*	2:35:10:00
LTFT (r)	19.18	1:04	37.48	8:44	16.24	1:24	704	5:54	2864	42:40
DiffUCO	19.42 $\pm$ 0.03	0:02	39.44 $\pm$ 0.12	0:03	17.40 $\pm$ 0.02	0:02	731.30 $\pm$ 0.75	0:02	2974.60 $\pm$ 7.73	0:02
SDDS: <i>rKL w/ RL</i>	19.62 $\pm$ 0.01	0:02	39.97 $\pm$ 0.08	0:03	<b>18.89 <math>\pm</math> 0.04</b>	0:02	731.93 $\pm$ 0.74	0:02	2971.62 $\pm$ 8.15	0:02
dNPIM (top 30)	<b>19.9</b>	0:02	<b>40.297</b>	1:20	18.7	0:02	<b>734.908</b>	0:02	<b>2988.551</b>	1:20

Table 2. Comparison of different methods on the G-set max-cut problem instances. Time-to-solution is used as performance metric. Time-to-solution is reported in units of number of iterations to solution. This is because the compute intensive matrix vector product is the computational bottleneck for each algorithm. In this table, we report medians over each group of instances, but for instance-wise performance see Tab. 5. Target cut values used to evaluate the success of the algorithm are taken from (Goto et al., 2021) and represent the current best-known cut values for these instances. State of the art Ising machine TTS is obtained by taking the best TTS from (Reifenstein et al., 2021) which includes the results of (Goto et al., 2021) as well.

Method	N=800, R, +	N=800, R, +/-	N=800, T, +/-	N=800, P, +	N=800, P, +/-
	TTS $\downarrow$	TTS $\downarrow$	TTS $\downarrow$	TTS $\downarrow$	TTS $\downarrow$
CAC	2.09e+05	4.31e+05	3.38e+05	<b>1.81e+06</b>	8.87e+05
CFC	2.39e+05	2.24e+05	2.22e+05	2.00e+06	3.44e+05
dSBM	4.00e+05	3.59e+05	4.08e+05	2.12e+07	5.25e+06
dNPIM	<b>1.00e+05</b>	<b>6.55e+04</b>	<b>5.51e+04</b>	4.42e+07	<b>2.04e+05</b>

Table 3. Scalability of dNPIM on representative large G-set Max-Cut instances. Time-to-solution (TTS) is reported in number of iterations required to reach the target cut value. dNPIM attains the best-known cut values for both  $N = 800$  and  $N = 2000$  instances while maintaining competitive TTS relative to prior state-of-the-art Ising-machine methods(Reifenstein et al., 2021).

Instance	Size $N$	dNPIM TTS	SOTA TTS	Cut Found	Best-Known
G1	800	<b>2.55 <math>\times 10^4</math></b>	6.01 $\times 10^4$	11624	11624
G22	2000	<b>9.77 <math>\times 10^5</math></b>	2.56 $\times 10^6$	13359	13359

update rules from optimization performance. On standard benchmarks, the resulting neural Ising machine achieves competitive performance while retaining the simplicity and scalability of classical Ising-machine formulations. We conclude by discussing limitations of the current approach and directions for future work.

In the context of this work, there are two types of scalability: with problem size ( $N$ ), and with number of network parameters. Empirically, we observe favorable scaling with problem size on the benchmarks considered (see Fig. 3a and Tab. 3). However, scaling with number of parameters can be a potential limitation. This stems from the fact that we use a zeroth-order optimization method which will

cause an additional overhead in the optimization when more parameters are added (for example see Fig. 4). An interesting future direction would be to combine the zeroth-order method used in this work with some sort of policy gradient or backpropagation-like method to see if the network could scale to a larger number of parameters.

Another limitation of our method concerns interpretability. While interpretability remains a general challenge for learning-based optimization methods and, to a lesser extent, for dynamical Ising machines, this work does not aim to fully resolve it. Nonetheless, the learned dynamics exhibit clear qualitative structure, and we are able to relate their behavior to familiar optimization concepts such as momentum and annealing, providing some insight into how effective search strategies emerge from training. We show to some extent that these phenomena are emergent properties of our network when it is trained with the sole objective of maximizing reward (see Fig. 2). However, this does not answer the question of why these dynamics are so important for certain problem instances. A more detailed understanding of the dynamical complexity generated by the learned iterative map is still needed, and is an interesting direction for future work.

Although we evaluate our approach on a range of standard benchmarks, the experiments in this work focus on problem instances that admit a quadratic optimization over binary variables. As discussed in App. D, the framework is structurally compatible with other classes of combinatorial optimization problems, since the quantities provided as input to the MLP can be viewed as discrete gradients of the objective. Incorporating problems such as SAT or mixed-integer programming would require appropriate problem-specific formulations and careful empirical study, which we leave for future work.

## Impact Statement

This work proposes a learned heuristic for NP-hard Ising/Max-Cut optimization. The primary intended impact



is to improve the efficiency of solving large combinatorial optimization problems that arise in scientific computing and engineering design. As a general-purpose optimization method, it could also be applied in domains with negative societal consequences; we therefore encourage application-specific oversight when used in high-stakes settings.

## References

- Ahn, S., Seo, Y., and Shin, J. Learning what to defer for maximum independent sets. In III, H. D. and Singh, A. (eds.), *Proceedings of the 37th International Conference on Machine Learning*, volume 119 of *Proceedings of Machine Learning Research*, pp. 134–144. PMLR, 13–18 Jul 2020. URL <https://proceedings.mlr.press/v119/ahn20a.html>.
- Alanzi, E. and Menai, M. E. B. Solving the traveling salesman problem with machine learning: a review of recent advances and challenges. *Artificial Intelligence Review*, 58(9):267, 2025. doi: 10.1007/s10462-025-11267-x. URL <https://doi.org/10.1007/s10462-025-11267-x>.
- Albert, R. and Barabási, A.-L. Statistical mechanics of complex networks. *Rev. Mod. Phys.*, 74:47–97, Jan 2002. doi: 10.1103/RevModPhys.74.47. URL <https://link.aps.org/doi/10.1103/RevModPhys.74.47>.
- Balatsoukas-Stimming, A. and Studer, C. Deep unfolding for communications systems: A survey and some new directions. In *2019 IEEE International Workshop on Signal Processing Systems (SiPS)*, pp. 266–271, 2019. doi: 10.1109/SiPS47522.2019.9020494.
- Bello, I., Pham, H., Le, Q. V., Norouzi, M., and Bengio, S. Neural combinatorial optimization with reinforcement learning, 2017. URL <https://arxiv.org/abs/1611.09940>.
- Bogyrbayeva, A., Yoon, T., Ko, H., Lim, S., Yun, H., and Kwon, C. A deep reinforcement learning approach for solving the traveling salesman problem with drone, 2022. URL <https://arxiv.org/abs/2112.12545>.
- Bresson, X. and Laurent, T. The transformer network for the traveling salesman problem, 2021. URL <https://arxiv.org/abs/2103.03012>.
- Bünz, B. and Lamm, M. Graph neural networks and boolean satisfiability, 2017. URL <https://arxiv.org/abs/1702.03592>.
- Cappart, Q., Chételat, D., Khalil, E., Lodi, A., Morris, C., and Veličković, P. Combinatorial optimization and reasoning with graph neural networks, 2022. URL <https://arxiv.org/abs/2102.09544>.
- Chen, T., Chen, X., Chen, W., Heaton, H., Liu, J., Wang, Z., and Yin, W. Learning to optimize: A primer and a benchmark, 2021. URL <https://arxiv.org/abs/2103.12828>.
- Chen, X., Liu, J., and Yin, W. Learning to optimize: A tutorial for continuous and mixed-integer optimization, 2024. URL <https://arxiv.org/abs/2405.15251>.
- Dai, H., Khalil, E. B., Zhang, Y., Dilkina, B., and Song, L. Learning combinatorial optimization algorithms over graphs, 2018. URL <https://arxiv.org/abs/1704.01665>.
- Deudon, M., Cournut, P., Lacoste, A., Adulyasak, Y., and Rousseau, L.-M. Learning heuristics for the tsp by policy gradient. In van Hoeve, W.-J. (ed.), *Integration of Constraint Programming, Artificial Intelligence, and Operations Research*, pp. 170–181, Cham, 2018. Springer International Publishing. ISBN 978-3-319-93031-2.
- Goto, H., Tatsumura, K., and Dixon, A. R. Combinatorial optimization by simulating adiabatic bifurcations in nonlinear hamiltonian systems. *Science advances*, 5(4): eaav2372, 2019.
- Goto, H., Endo, K., Suzuki, M., Sakai, Y., Kanao, T., Hamakawa, Y., Hidaka, R., Yamasaki, M., and Tatsumura, K. High-performance combinatorial optimization based on classical mechanics. *Science Advances*, 7(6):eabe7953, 2021. doi: 10.1126/sciadv.abe7953. URL <https://www.science.org/doi/abs/10.1126/sciadv.abe7953>.
- Gregor, K. and LeCun, Y. Learning fast approximations of sparse coding. In *Proceedings of the 27th International Conference on International Conference on Machine Learning, ICML’10*, pp. 399–406, Madison, WI, USA, 2010. Omnipress. ISBN 9781605589077.
- Hamze, F., Raymond, J., Pattison, C. A., Biswas, K., and Katzgraber, H. G. Wishart planted ensemble: A tunably rugged pairwise ising model with a first-order phase transition. *Physical Review E*, 101(5), May 2020. ISSN 2470-0053. doi: 10.1103/physreve.101.052102. URL <http://dx.doi.org/10.1103/PhysRevE.101.052102>.
- Hopfield, J. J. Neural networks and physical systems with emergent collective computational abilities. *Proceedings of the National Academy of Sciences*, 79(8):2554–2558, 1982. doi: 10.1073/pnas.79.8.2554. URL <https://www.pnas.org/doi/abs/10.1073/pnas.79.8.2554>.
- I. Garmendia, A., Ceberio, J., and Mendiburu, A. Applicability of neural combinatorial optimization: A critical

- view. *ACM Trans. Evol. Learn. Optim.*, 4(3), July 2024. doi: 10.1145/3647644. URL <https://doi.org/10.1145/3647644>.
- Joshi, C. K., Laurent, T., and Bresson, X. An efficient graph convolutional network technique for the travelling salesman problem, 2019. URL <https://arxiv.org/abs/1906.01227>.
- Kalinin, K. P., Mourgias-Alexandris, G., Ballani, H., Berloff, N. G., Clegg, J. H., Cletheroe, D., Gkantsidis, C., Haller, I., Lyutsarev, V., Parmigiani, F., et al. Analog iterative machine (aim): using light to solve quadratic optimization problems with mixed variables. *arXiv preprint arXiv:2304.12594*, 2023.
- Karalias, N. and Loukas, A. Erdos goes neural: an unsupervised learning framework for combinatorial optimization on graphs, 2021. URL <https://arxiv.org/abs/2006.10643>.
- Kool, W., van Hoof, H., and Welling, M. Attention, learn to solve routing problems!, 2019. URL <https://arxiv.org/abs/1803.08475>.
- Kotary, J., Dinh, M. H., and Fioretto, F. Backpropagation of unrolled solvers with folded optimization. In *Proceedings of the Thirty-Second International Joint Conference on Artificial Intelligence, IJCAI-2023*, pp. 1963–1970. International Joint Conferences on Artificial Intelligence Organization, August 2023. doi: 10.24963/ijcai.2023/218. URL <http://dx.doi.org/10.24963/ijcai.2023/218>.
- Leleu, T. and Reifenstein, S. Non-equilibrium dynamics of hybrid continuous-discrete ground-state sampling. In Yue, Y., Garg, A., Peng, N., Sha, F., and Yu, R. (eds.), *International Conference on Representation Learning*, volume 2025, pp. 75862–75886, 2025. URL [https://proceedings.iclr.cc/paper\\_files/paper/2025/file/bcbdc25dc4f0be5ae8ac07232df6e33a-Paper-Compilation.pdf](https://proceedings.iclr.cc/paper_files/paper/2025/file/bcbdc25dc4f0be5ae8ac07232df6e33a-Paper-Compilation.pdf).
- Leleu, T., Yamamoto, Y., McMahon, P. L., and Aihara, K. Destabilization of local minima in analog spin systems by correction of amplitude heterogeneity. *Phys. Rev. Lett.*, 122:040607, Feb 2019. doi: 10.1103/PhysRevLett.122.040607. URL <https://link.aps.org/doi/10.1103/PhysRevLett.122.040607>.
- Leleu, T., Khoystatee, F., Levi, T., Hamerly, R., Kohno, T., and Aihara, K. Scaling advantage of chaotic amplitude control for high-performance combinatorial optimization. *Communications Physics*, 4(1):266, 2021. doi: 10.1038/s42005-021-00768-0. URL <https://doi.org/10.1038/s42005-021-00768-0>.
- Lu, B., Gao, Y.-P., Wen, K., and Wang, C. Combinatorial optimization solving by coherent Ising machines based on spiking neural networks. *Quantum*, 7:1151, October 2023. ISSN 2521-327X. doi: 10.22331/q-2023-10-24-1151. URL <https://doi.org/10.22331/q-2023-10-24-1151>.
- Martins, M. S. E., Sousa, J. M. C., and Vieira, S. A systematic review on reinforcement learning for industrial combinatorial optimization problems. *Applied Sciences*, 15(3), 2025. ISSN 2076-3417. doi: 10.3390/app15031211. URL <https://www.mdpi.com/2076-3417/15/3/1211>.
- Monga, V., Li, Y., and Eldar, Y. C. Algorithm unrolling: Interpretable, efficient deep learning for signal and image processing, 2020. URL <https://arxiv.org/abs/1912.10557>.
- Reifenstein, S., Kako, S., Khoystatee, F., Leleu, T., and Yamamoto, Y. Coherent ising machines with optical error correction circuits, 2021. URL <https://arxiv.org/abs/2108.07369>.
- Reifenstein, S., Leleu, T., and Yamamoto, Y. Dynamic anisotropic smoothing for noisy derivative-free optimization, 2024. URL <https://arxiv.org/abs/2405.01731>.
- Salimans, T., Ho, J., Chen, X., Sidor, S., and Sutskever, I. Evolution strategies as a scalable alternative to reinforcement learning, 2017. URL <https://arxiv.org/abs/1703.03864>.
- Sanokowski, S., Berghammer, W., Hochreiter, S., and Lehner, S. Variational annealing on graphs for combinatorial optimization, 2023. URL <https://arxiv.org/abs/2311.14156>.
- Sanokowski, S., Hochreiter, S., and Lehner, S. A diffusion model framework for unsupervised neural combinatorial optimization. In *Proceedings of the 41st International Conference on Machine Learning, ICML'24*. JMLR.org, 2024.
- Sanokowski, S., Berghammer, W., Ennemoser, M., Wang, H. P., Hochreiter, S., and Lehner, S. Scalable discrete diffusion samplers: Combinatorial optimization and statistical physics, 2025. URL <https://arxiv.org/abs/2502.08696>.
- Schuetz, M. J. A., Brubaker, J. K., and Katzgraber, H. G. Combinatorial optimization with physics-inspired graph neural networks. *Nature Machine Intelligence*, 4(4): 367–377, April 2022. ISSN 2522-5839. doi: 10.1038/s42256-022-00468-6. URL <http://dx.doi.org/10.1038/s42256-022-00468-6>.

- Song, Q., Wang, J., Li, J., Liu, G., and Xu, H. A learning-only method for multi-cell multi-user mimo sum rate maximization. In *IEEE INFOCOM 2024 - IEEE Conference on Computer Communications*, pp. 291–300, 2024. doi: 10.1109/INFOCOM52122.2024.10621282.
- Sui, J., Ding, S., Huang, X., Yu, Y., Liu, R., Xia, B., Ding, Z., Xu, L., Zhang, H., Yu, C., and Bu, D. A survey on deep learning-based algorithms for the traveling salesman problem. *Frontiers of Computer Science*, 19(6):196322, 2024. doi: 10.1007/s11704-024-40490-y. URL <https://doi.org/10.1007/s11704-024-40490-y>.
- Sun, Z. and Yang, Y. Difusco: Graph-based diffusion solvers for combinatorial optimization, 2023. URL <https://arxiv.org/abs/2302.08224>.
- Tan, E. Z. C., Chaux, C., Soubies, E., and Tan, V. Y. F. Deep unrolling for nonconvex robust principal component analysis, 2023. URL <https://arxiv.org/abs/2307.05893>.
- Thinklab-SJTU. Awesome Machine Learning for Combinatorial Optimization. <https://github.com/Thinklab-SJTU/awesome-ml4co>, 2021. Accessed: 2025-07-15.
- Vinyals, O., Fortunato, M., and Jaitly, N. Pointer networks, 2017. URL <https://arxiv.org/abs/1506.03134>.
- Wang, T. and Roychowdhury, J. Oim: Oscillator-based ising machines for solving combinatorial optimisation problems. In *International Conference on Unconventional Computation and Natural Computation*, pp. 232–256. Springer, 2019.
- Wang, Z., Marandi, A., Wen, K., Byer, R. L., and Yamamoto, Y. Coherent ising machine based on degenerate optical parametric oscillators. *Physical Review A*, 88(6):063853, 2013.
- Wei, S., Cheung, G., Chen, F., and Selesnick, I. Unrolling nonconvex graph total variation for image denoising, 2025. URL <https://arxiv.org/abs/2506.02381>.
- Williams, R. J. Simple statistical gradient-following algorithms for connectionist reinforcement learning. *Machine Learning*, 8(3):229–256, 1992. doi: 10.1007/BF00992696. URL <https://doi.org/10.1007/BF00992696>.
- Xu, K., Boussemart, F., Hemery, F., and Lecoutre, C. A simple model to generate hard satisfiable instances, 2005. URL <https://arxiv.org/abs/cs/0509032>.
- Yamamoto, Y., Aihara, K., Leleu, T., Kawarabayashi, K.-i., Kako, S., Fejer, M., Inoue, K., and Takesue, H. Coherent ising machines—optical neural networks operating at the quantum limit. *npj Quantum Information*, 3(1):49, 2017.
- Yamamoto, Y., Leleu, T., Ganguli, S., and Mabuchi, H. Coherent ising machines—quantum optics and neural network perspectives. *Applied Physics Letters*, 117(16), 2020.
- Zanfir, A. and Sminchisescu, C. Deep learning of graph matching. In *Proceedings of the IEEE Conference on Computer Vision and Pattern Recognition (CVPR)*, June 2018.
- Zhang, D., Dai, H., Malkin, N., Courville, A., Bengio, Y., and Pan, L. Let the flows tell: Solving graph combinatorial optimization problems with gflownets, 2023. URL <https://arxiv.org/abs/2305.17010>.
- Zhou, F., Lischka, A., Kulcsar, B., Wu, J., Chehreghani, M. H., and Laporte, G. Learning for routing: A guided review of recent developments and future directions, 2025. URL <https://arxiv.org/abs/2507.00218>.

## A. Equivalence of Max-Cut, Max-Clique, MIS and QUBO to the quadratic Ising problem

In this section we will show the exact mathematical form between these different types of combinatorial optimization problems. The graph-based problems will be described by an adjacency matrix  $A$  while the QUBO coupling matrix will be denoted  $Q$ .

### A.1. Max-Cut

$$J_{ij} = A_{ij} \quad l_i = 0 \quad (9)$$

### A.2. Max-Clique

$$J_{ij} = (1 - A_{ij}) \quad l_i = 0.9 + \sum_j (1 - A_{ij}) \quad (10)$$

### A.3. MIS

$$J_{ij} = A_{ij} \quad l_i = 0.9 + \sum_j A_{ij} \quad (11)$$

### A.4. QUBO

$$J_{ij} = Q_{ij} \quad l_i = \sum_j Q_{ij} \quad (12)$$

## B. Additional Details on Ising Machines

In this section we will show some of the equations for other Ising machines and how they fit into the mathematical framework of equations 2 and 3.

### B.1. Chaotic Amplitude Control (CAC)

Chaotic amplitude control (Leleu et al., 2019; 2021) is described by the following iterative update equations:

$$x_i(t+1) = x_i(t) + dt \left( -ax_i(t) - x_i(t)^3 - \xi e_i(t) \left( \sum_j J_{ij} x_j(t) + l_i \right) \right) \quad (13)$$

$$e_i(t+1) = e_i(t) + dt \beta e_i(t) (1 - x_i(t)^2) \quad (14)$$

With  $x_i(0) \in \mathcal{N}(0, 1)$  and  $e_i(0) = 1$ . This can then be put into the form of equations 2 and 3 by defining  $F$  recursively as

$$x(t) = F(t, h(0), \dots, h(t-1)) \quad (15)$$

$$x(t+1) = x(t) + dt (-ax(t) - x(t)^3 - e(t)h(t)) \quad (16)$$

$$e(t+1) = e(t) + dt \beta e(t) (1 - x(t)^2) \quad (17)$$

$$x(0) \in \mathcal{N}(0, 1) \quad e(0) = 1 \quad (18)$$

similarly, other Ising machines such as CIM (Wang et al., 2013), and SBM (Goto et al., 2021) can be described in a recursive way like this.

## B.2. Analog Iterative Machine (AIM)

We will also include the equations for the analog iterative machine (Kalinin et al., 2023) because it is an interesting case in which the formula for  $F$  can be written explicitly. An AIM is described by

$$z_i(t+1) = z_i(t) + dt \left( -\alpha \sum_j J_{ij} \tanh(z_j(t)) - \beta(t)z_i(t) + \gamma(z_i(t) - z_i(t-1)) \right) \quad (19)$$

where  $z_i(0)$  and  $z_i(1)$  are initialized randomly. If we let  $\beta(t) = \beta$  to be constant, then we can write

$$z_i(t+1) = \sum_{t'=0, \dots, t+1} -\frac{\lambda_1^{t-t'} - \lambda_2^{t-t'}}{\lambda_1 - \lambda_2} \alpha \sum_j J_{ij} \tanh(z_j(t')) \quad (20)$$

where  $\lambda_1$  and  $\lambda_2$  are eigenvalues of the matrix  $\begin{pmatrix} 1 + dt(-\beta + \gamma) & dt\gamma \\ 1 & 0 \end{pmatrix}$ . This allows us to write  $F$  in the explicit form

$$\tanh(z(t)) = F(t, h(0), \dots, h(t-1)) = \tanh \left[ \sum_{t'=0, \dots, t+1} \frac{\lambda_1^{t-t'} - \lambda_2^{t-t'}}{\lambda_1 - \lambda_2} h(t') \right] \quad (21)$$

In addition to being explicit, this mathematical form is also equivalent to a single layer cNPIM with  $T_c = \infty$  (or just  $T_c \geq T$ ).

## C. Effect of Architectural Hyperparameters

### C.1. Hyperparameter sweep

We sweep one hyperparameter at a time to isolate its effect on the performance of neural parameterized Ising machines. Figure 4 shows results for varying the history length  $T_c$  (panel a), the number of hidden neurons  $D$  (panel b), and the number of Fourier modes  $M$  controlling the time dependence of parameters (panel c). In each case, we compare the continuous (cNPIM) and discrete (dNPIM) variants trained on  $N = 100$  Sherrington–Kirkpatrick instances using the success-rate reward. The optimization procedure uses  $R = 400$  trajectories per epoch, batch size  $B = 20$ , and was run for 800 epochs.

In conclusion, all three architectural parameters materially influence performance, with larger  $T_c$ ,  $D$ , and  $M$  generally improving the success rate. The small decrease observed at the largest values is most likely due to the limited number of training epochs, which prevents full convergence of the higher-capacity models rather than indicating a true decline in effectiveness.

### C.2. Choice of temporal basis

We compare different temporal basis functions used to parameterize the time dependence of NPIM weights. Figure 5 shows results for Fourier, Legendre, and Chebyshev bases, evaluated for  $M \in 1, 3, 5$  with fixed history length  $T_c = 8$  and hidden dimension  $D = 3$ . Both cNPIM and dNPIM are trained on  $N = 100$  Sherrington–Kirkpatrick instances using the success-rate reward. Training was run for 400 epochs with  $R = 400$  trajectories per epoch and batch size  $B = 20$ . The results indicate that all three bases are viable choices for encoding temporal variation, with performance improving as  $M$  increases regardless of basis type. Differences between bases are relatively minor at small  $M$ , and all yield comparable performance at larger  $M$ , suggesting that the precise functional form of the temporal basis is less critical than the number of degrees of freedom provided.

## D. Generalized Algorithm

In this section we will show one way in which the proposed framework can be generalized to combinatorial and other types of optimization problems beyond the Ising problem. Imagine a general setting where we are given  $N$  variables which are chosen from a set  $S$ . An objective function is defined as  $g : S^N \rightarrow \mathbb{R}$  and additionally a “gradient direction” operator  $\partial g : S^N \rightarrow S^N$  which points in a direction of increased objective value. Additionally, we define a “gradient magnitude”

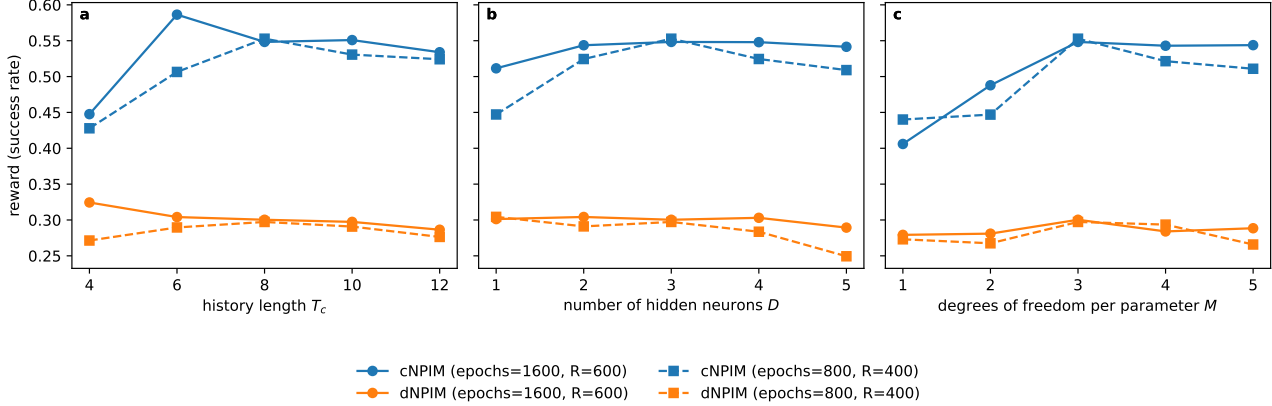


Figure 4. Hyperparameter sweeps of NPIM on SK instances. a) Final success rate as a function of history length  $T_c$  with  $D = 3$  and  $M = 3$ . b) Success rate as a function of hidden neurons  $D$  with  $T_c = 8$  and  $M = 3$ . c) Success rate as a function of Fourier modes  $M$  with  $T_c = 8$  and  $D = 3$ . Curves compare the continuous (cNPIM) and discrete (dNPIM) variants trained on  $N = 100$  SK instances. Batch size  $B = 20$ , and the success-rate reward.

operator  $\Delta g : S^N \rightarrow \mathbb{R}^N$  to estimate the change in objective value cause by each individual variable update. We then define an iterative algorithm

$$x_i(t+1) = F(t, x_i(t), \partial g_i(t), \Delta g_i(t), x_i(t-1), \partial g_i(t-1), \Delta g_i(t-1), \dots, x_i(0), \partial g_i(0), \Delta g_i(0)) \quad (22)$$

the function  $F$  can then be parameterized by some sort of neural network depending on the exact form of  $S$ . This framework is meant to be general for many types of optimization problems but in many specific examples it can be made much simpler. For example, we can consider a more general optimization over a set of binary variables where  $S = \{-1, +1\}$  like Ising, but the objective function takes some more general form. Then,  $\Delta g_i(x) = g(x|_{x_i=+1}) - g(x|_{x_i=-1})$ ,  $\partial g_i(x) = \text{sign}(\Delta g_i(x))$ . This includes problems like boolean SAT or MDS (maximum dominating set). Additionally, we can extend this framework to problems like integer programming problems where  $S = \mathbb{Z}$  or some subset of  $\mathbb{Z}$  as well as continuous optimization where  $S = \mathbb{R}$ . In these cases  $\Delta g$  and  $\partial g$  would represent the discrete and continuous gradients, respectively.

However, when it comes to problems like TSP or other routing-like problems it may be difficult to apply this framework. This is because it is unclear how to “factor” the space of solutions into a product of  $N$  copies of a set  $S$ . This also has to do with the fact that for problems like TSP, more non-local updates might be needed such as what is used in heuristics like 2-opt, 3-opt and Lin-Kerrington. This could represent a general drawback of this type of framework which might also be reflected in its poorer performance on max-clique problems (see table 1). However we are optimistic that this drawback could potentially be overcome by a more sophisticated architecture that allows for non-local updates.

## E. Zeroth-Order Optimizer vs Policy Gradient Method

Although it has not been touched on much in the main text, a key result of our findings is that training Ising machine dynamics using the policy gradient method of RL does not appear to be very effective. In this section we will provide some more details and briefly explain why we believe this is.

To formalize this we will first need to write the Ising machine dynamics in the form of a Markov decision process so we can apply the policy gradient. The set of possible states in this case will be  $x \in \{-1, +1\}^N$  and each step the algorithm will output a probability distribution over this set.

$$P(x = \sigma) = \prod \frac{1 + \sigma_i F(t, h_i(0), \dots, h_i(t-1))}{2} \quad (23)$$

Using this formulation we can apply the policy gradient method (Williams, 1992) to tune the network parameters as well as a zeroth-order method. This lets us directly compare the two optimization approaches. We find, as shown in figure 6, that the zeroth-order method is much more efficient and finds good parameters more quickly. Additionally, this discrepancy is

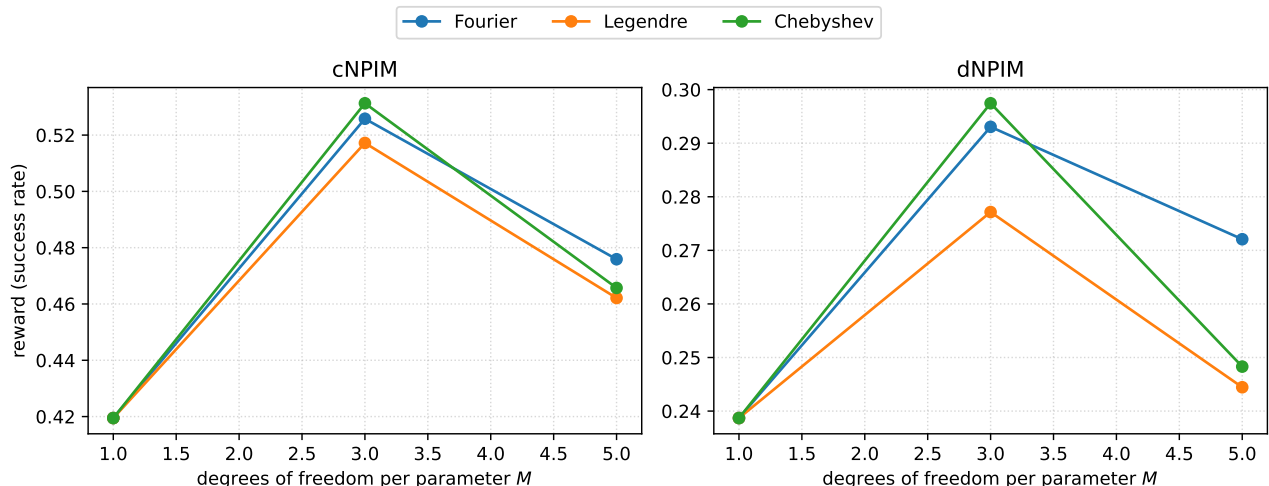


Figure 5. Comparison of temporal basis functions in NPIM. Final success rate for Fourier, Legendre, and Chebyshev bases as a function of degrees of freedom per parameter  $M$ , with  $T_c = 8$  and  $D = 3$  fixed. Left: cNPIM. Right: dNPIM. Networks are trained on  $N = 100$  SK instances using the success-rate reward, with 400 epochs,  $R = 400$  trajectories per epoch, and batch size  $B = 20$ . Performance improves as  $M$  increases, and differences between bases are small once sufficient degrees of freedom are available.

more prominent when the problem size ( $N$ ) is increased (not shown in figure). It is for this reason that this work is solely focused on using a zeroth-order method to optimize the parameters and do not consider other types of gradient estimators.

To understand more concretely why these methods differ in efficacy we can look at how the different gradient estimators work. As mentioned in the main text in section 2.4 we believe the failure of the policy-gradient method has to do with the fact that, for larger problem sizes, there are essentially many more “decisions” that the Ising machine has to make. Because of this, each decision on average contributes less to the success of the algorithm. So, using a gradient estimator at the level of a single decision is going to result in a very noisy estimate. More concretely, a MDP-based Ising machine will make a total of  $NT$  decisions over the course of a  $T$ -step trajectory of problem size  $N$ . If we make the simplifying assumption that each decision contributes  $\sim \frac{1}{NT}$  to the total success of the algorithm (i.e. choosing one sign for the spin variable will result in a roughly  $\frac{1}{NT}$  larger probability of success), then this results in the gradient estimate for a single decision to have an SNR of roughly  $O((NT)^{-1})$ . Even once we average over  $NT$  total decisions we still have an unfavorable SNR scaling of  $O((NT)^{-\frac{1}{2}})$ .

On the other hand, making estimate of SNR for zeroth-order methods is not dependent on the number of “decisions” that the algorithm makes, but more so the reward landscape itself. One way of understanding this is that, whereas the policy gradient method relies on perturbations caused by the randomness of the decisions, the perturbations in the parameter space causes a sort of “correlated perturbation” over all  $NT$  decisions simultaneously which greatly increases the SNR of the estimator.

Although this mathematical intuition can be useful, the exact reason for which the policy gradient method fails in this case is not well understood at the moment, and potentially could be a focus of future works. Currently, we have come to this conclusion primarily based on extensive trial and error, most of which is not included in this text.

## F. Reward Functions

In this work we use two reward functions for training. All of the reward functions used are a function of  $E_{\text{opt}}$ , the best Ising energy in the given trajectory and  $E_0$  the best energy found by all previous runs of all algorithms (the supposed “ground energy”). Since we don’t know the true value for  $E_0$  in practice, during training we keep track of the best energy found by the algorithm over all previous trajectories and use this as  $E_0$ . Since each instance is seen many times during training, towards the end of the training this value has stabilized and the algorithm reaches this energy with relatively high probability. This, along with the fact that it is the same energy found by other algorithms we tested makes us postulate that by the end of

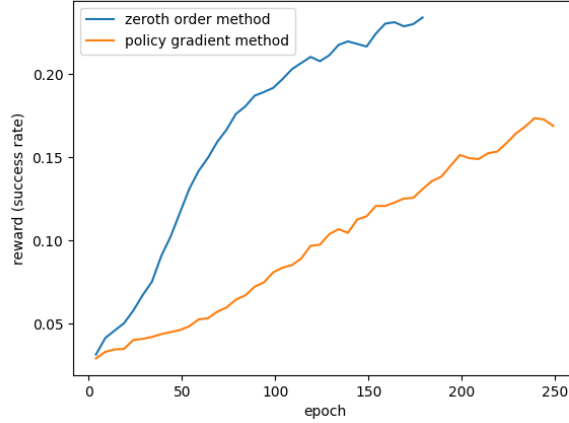


Figure 6. Training reward of a zeroth-order optimization method and a policy gradient based method on the same instance distribution and network architecture.

the training in most cases this is the ground state energy. This is also the logic behind why we use time to solution (TTS) as a metric. In cases where we are using TTS as an metric, then we wish to optimize the success rate and use the reward function

$$\mathcal{R}_{\text{succ}}(E_{\text{opt}}) = \begin{cases} 1 & \text{if } E_{\text{opt}} = E_0 \\ -\frac{1}{2} & \text{if } E_{\text{opt}} \geq \frac{1}{2}E_0 \\ 0 & \text{otherwise} \end{cases} \quad (24)$$

the purpose of the middle case is to penalize really bad trajectories. This is important during the beginning of training to get a good reward signal when there might not be many successful trajectories, but during the end of the training there are no longer any of these bad trajectories so the reward landscape that is ultimately being optimized is equivalent to success rate. This two layered reward function serves a similar purpose to the bootstrapping and fine-tuning described in section 4.3.  $\mathcal{R}_{\text{succ}}$  is used for the results in figure 3 and table 2. The second reward function we use is defined by

$$\mathcal{R}_{\text{obj}}(E_{\text{opt}}) = \text{relu}(1 - \tau(E_{\text{opt}} - E_0)) \quad (25)$$

The variable  $\tau$  is modulated. Starting at  $\tau = 0.005$ , every 10 epochs it is increased by a factor of 1.5 if  $\bar{\mathcal{R}} > 0.5$ . The purpose of the relu function is to keep the reward in the range  $[0, 1]$  which ensures numerical stability of the optimizer. Additionally,  $\tau$  is modulated to try to ensure that the reward signal is strong. More specifically, if  $\bar{\mathcal{R}} > 0.5$  then most of the reward values will be clustered at the top of the interval, thus we increase  $\tau$  to amplify the signal. Although this reward function doesn't map directly to the relevant performance metric in this case, we use it for the benchmark results in table 1.

## G. Details on Parameter Optimizer (Dynamic Anisotropic Smoothing)

For parameter optimization we use a zeroth-order evolutionary optimization algorithm based of (Reifenstein et al., 2024). This algorithm evolves a distribution of parameters described by two variables  $\theta_x \in \mathbb{R}^P$  and  $\theta_L \in \mathbb{R}^{P \times P}$ . Our goal is to maximize the expected reward function which can be written as

$$\mathcal{R}(\theta_x, \theta_L) = \mathbb{E}_{v, \eta, J} \rho(\text{traj}(\theta_x + \theta_L v, \eta, J)) \quad (26)$$

with the expected value take over three distributions. As described in section 3.4,  $v$  is a random variable in  $N(0, 1)^P$  which is mapped to a perturbation in the parameter space by the matrix  $\theta_L$ .  $\eta$  is a random vector corresponding to the stochastic behavior of the trajectory dynamics themselves and lastly  $J$  is an instance of the Ising problem chosen from the relevant distribution. DAS works by first computing sample trajectories over these three distributions, and the using the resulting reward values to estimate the gradient of  $\mathcal{R}$  with respect to  $\theta_x$  and  $\theta_L$ . The gradients are calculated using the following estimators

$$\frac{\partial \mathcal{R}}{\partial \theta_L} = (\theta_L^{-1})^T \mathbb{E}_{v, \eta, J} (v v^T \rho(\text{traj}(\theta_x + \theta_L v, \eta, J)) - I) \quad (27)$$



$$\frac{\partial \mathcal{R}}{\partial \theta_x} = (\theta_L^{-1})^T \mathbb{E}_{v, \eta, J} v \rho(\text{traj}(\theta_x + \theta_L v, \eta, J)). \quad (28)$$

In practice, we estimate this value using a batch of  $B$  samples of the random variable  $J$ , each of which has  $R$  independent samples of the random variables  $v$  and  $\eta$ . This results in  $BR$  total samples used in the estimation. Or, in other words, at each iteration we use  $B$  total problem instances and run  $R$  trajectories of the algorithm for each instance to estimate the gradient. This is mainly because parallelization over trajectories of the same instance is a little easier and uses less GPU memory. We typically used  $B = 20$  and  $R = 400$  for our results.

### G.1. Derivation of Equations equation 28

For the sake of completeness we will include a brief derivation of equation. For explanation of equation equation G.1 (gradient of  $\theta_L$ ) see (Reifenstein et al., 2024). To compute the gradient of the smoothed reward function ( $\mathcal{R}(\theta_x, \theta_L)$ ) here and is equivalent to  $h(L, x)$  in (Reifenstein et al., 2024) we can first write it as follows

$$\mathcal{R}(\theta_x, \theta_L) = \mathbb{E}_{v, \eta, J} \rho(\text{traj}(\theta_x + \theta_L v, \eta, J)) = \int_{v \in R^D} f(\theta_x + \theta_L v) \kappa(v) dv \quad (29)$$

with

$$f(\theta_x + \theta_L v) = \mathbb{E}_{\eta, J} \rho(\text{traj}(\theta_x + \theta_L v, \eta, J)) \quad (30)$$

and  $\kappa$  being the probability density function of the  $\mathcal{N}(0, 1)$  variable  $v$ . Then through the change of variables  $u = \theta_x + \theta_L v$ ,  $v = \theta_L^{-1}(u - \theta_x)$  we can write this as

$$\mathcal{R}(\theta_x, \theta_L) = \int_{u \in R^D} f(u) \kappa(\theta_L^{-1}(u - \theta_x)) \det(\theta_L)^{-1} du \quad (31)$$

then we can take the derivative

$$\frac{\partial}{\partial \theta_x} \mathcal{R}(\theta_x, \theta_L) = \frac{\partial}{\partial \theta_x} \int_{u \in R^D} f(u) \kappa(\theta_L^{-1}(u - \theta_x)) \det(\theta_L)^{-1} du \quad (32)$$

$$= \int_{u \in R^D} f(u) \frac{\partial}{\partial \theta_x} \kappa(\theta_L^{-1}(u - \theta_x)) \det(\theta_L)^{-1} du \quad (33)$$

$$= \int_{u \in R^D} f(u) (\theta_L^{-1})^T \kappa'(\theta_L^{-1}(u - \theta_x)) \det(\theta_L)^{-1} du \quad (34)$$

because  $\kappa$  is a gaussian PDF

$$= (\theta_L^{-1})^T \int_{u \in R^D} f(u) \theta_L^{-1}(u - \theta_x) \kappa(\theta_L^{-1}(u - \theta_x)) \det(\theta_L)^{-1} du \quad (35)$$

$$= (\theta_L^{-1})^T \int_{u \in R^D} v f(\theta_x + \theta_L v) \kappa(v) dv = (\theta_L^{-1})^T \mathbb{E}_{v, \eta, J} v \rho(\text{traj}(\theta_x + \theta_L v, \eta, J)) \quad (36)$$

## H. Calculation of Time to Solution (TTS) for Ising Machines

Time to solution (TTS) is defined as the amount of “time” it takes to optimize the given instance with 99% success probability. In this work, we use TTS to compare different Ising machine based algorithms. Because the computation time of all Ising machine algorithms is bottle-necked by the costly matrix vector multiplication that is needed every step of the algorithm, we use TTS in the units of number of steps of the algorithm. This takes out a factor relating to the specific hardware that is used making analysis easier. Thus, TTS is calculated as

$$\text{TTS} = T \frac{\log(1 - 0.99)}{\log(1 - P_s)} \quad (37)$$

where  $T$  is the number of steps/iterations, and  $P_s$  is the probability of finding the target solution in one run of that many steps.

## I. Details of Training for Benchmark Results

### I.1. Table 1 Results

For the neural CO benchmark we use an architecture with  $T_c = 20$ ,  $D = 3$  and  $M = 3$ . The number of iterations is set to  $T = 300$  for the smaller problem sizes and  $T = 1200$  for the larger problem sizes. For the smaller problem sizes ( $N = 200$ -300) we train a network from scratch for 400 epochs with hyper-parameters  $R = 400$  and  $B = 20$ . For the larger problem size ( $N = 800$ -1200) we use the trained parameters for the corresponding smaller problem set and fine tune them on the larger problem set for 200 epochs. We use a training set size of 100 problem instances and a test set size of 1000 problem instances (to be compatible with the results of (Sanokowski et al., 2025)). See section J for discussion on why 100 problem instances is sufficient for a training set. We use the objective based reward function for all results on these benchmark (see sec F for details). Because our method has few parameters the training is relatively efficient compared to other methods such as (Sanokowski et al., 2025). For example, training the RB-small graphs takes about 4 minutes for our method using an A100 GPU while it is reported that this takes around 16 hours for SDDS in table 7 of (Sanokowski et al., 2025).

### I.2. Table 2 Results

For the G-set benchmark we use an architecture with  $T_c = 20$ ,  $D = 3$  and  $M = 3$ . The number of iterations is set to  $T = N$  in all cases except for the case of the unweighted planar graphs in which it is set to  $T = 4N$ . The parameters are first tuned on a smaller set of 100 instances of problem size  $N = 200$  taken from the same distribution (same graph parameters). Then they are fine-tuned on another set of 100 instances of problem size  $N = 800$  generated from the same distribution as the corresponding G-set instances. We use the hyper-parameters  $R = 400$  and  $B = 20$  and we use the success-rate based reward function for this benchmark (see sec F for details).

## J. In-Distribution Generalization

In this section we will look at the effect of training set size on test error. In this work we typically use around  $\sim 100$  problem instance for training. This may seem like a small number relative to many other machine learning settings, but in our case a small number is sufficient. In figure 7 we show that the test error (shown in solid traces) will be similar to the training error (shown in dashed traces), and overfitting will not happen, as long as there are around  $\sim 10$  training problem instances. This phenomenon likely depends on the exact distribution of problem instances that we are considering, and reflects the fact that the optimal dynamics required to optimize different instances in the same class are very similar.

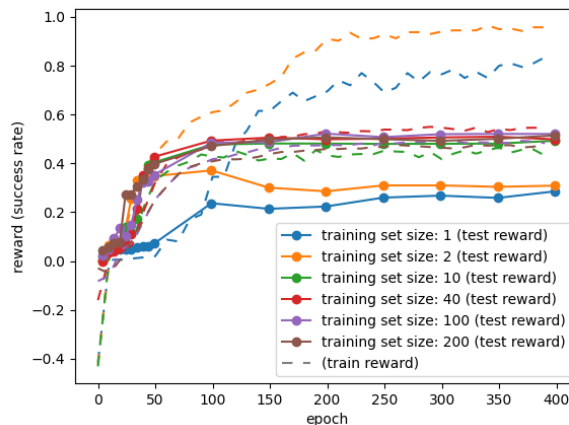


Figure 7. Average train and test reward for different numbers of training problem instances. Problem instances are  $N = 100$  SK model.

## K. Details on the effect of Hyper-Parameters on Performance

In table 4 we show the success rate of cNPIM and dNPIM for different network parameters.

Table 4. Table showing the effect of network architecture on performance for  $N = 100$  SK problem instances. Equivalent data is shown in figure 3c as well. The average success rate for  $N = 100$  SK problem instances is shown for different architectures parameterized by the three network hyper-parameters.

$T_c$	4	8	12	4	4	8	8	12	12	4	4	8	12	8
$D$	1	1	1	3	1	1	3	1	3	3	3	3	3	3
$M$	1	1	1	1	3	3	1	3	1	3	5	3	3	5
<b>total P</b>	6	10	14	16	16	28	28	40	40	46	76	82	118	136
<b>cNPIM</b>	0.183	0.350	0.351	0.179	0.283	0.514	0.445	0.518	0.425	0.390	0.549	0.538	0.542	<b>0.550</b>
<b>dNPIM</b>	0.032	0.221	0.237	0.070	0.094	0.272	0.277	0.309	0.276	0.270	0.282	0.303	<b>0.310</b>	0.306

Table 5. Instance-wise TTS of different methods on G-set graphs.

	Graph Type	NPIM TTS	SOTA TTS	NPIM/SOTA	Cut Value Found	Best Known Cut Value
G1	N=800, R, +	<b>2.55e+04</b>	6.01e+04	0.42	11624	11624
G2	N=800, R, +	<b>2.28e+05</b>	9.20e+05	0.25	11620	11620
G3	N=800, R, +	<b>5.63e+04</b>	1.70e+05	0.33	11622	11622
G4	N=800, R, +	<b>1.00e+05</b>	2.09e+05	0.48	11646	11646
G5	N=800, R, +	<b>2.11e+05</b>	2.26e+05	0.93	11631	11631
G6	N=800, R, +/-	<b>3.52e+04</b>	1.04e+05	0.34	2178	2178
G7	N=800, R, +/-	<b>4.84e+04</b>	1.46e+05	0.33	2006	2006
G8	N=800, R, +/-	<b>6.55e+04</b>	3.59e+05	0.18	2005	2005
G9	N=800, R, +/-	<b>1.40e+05</b>	2.24e+05	0.62	2054	2054
G10	N=800, R, +/-	<b>5.51e+05</b>	6.22e+05	0.88	2000	2000
G11	N=800, T, +/-	<b>2.86e+04</b>	2.22e+05	0.13	564	564
G12	N=800, T, +/-	<b>5.51e+04</b>	7.86e+04	0.70	556	556
G13	N=800, T, +/-	<b>2.74e+05</b>	3.73e+05	0.74	582	582
G14	N=800, P, +	1.66e+08	<b>1.31e+07</b>	12.67	3064	3064
G15	N=800, P, +	9.75e+06	<b>4.63e+05</b>	21.07	3050	3050
G16	N=800, P, +	3.32e+07	<b>4.94e+05</b>	67.07	3052	3052
G17	N=800, P, +	5.53e+07	<b>3.09e+06</b>	17.89	3047	3047
G18	N=800, P, +/-	<b>5.01e+05</b>	5.08e+05	0.99	992	992
G19	N=800, P, +/-	<b>1.48e+05</b>	1.80e+05	0.82	906	906
G20	N=800, P, +/-	<b>1.17e+04</b>	4.24e+04	0.28	941	941
G21	N=800, P, +/-	<b>2.61e+05</b>	5.74e+05	0.45	931	931
G22	N=2000, R, +	<b>9.77e+05</b>	2.56e+06	0.38	13359	13359

## L. G-set TTS Details

In table 5 we show the time to solution of different algorithms with respect to each individual G-set instance. The units of time-to-solution are number of iterations to solution since the compute intensive matrix vector product is the computational bottleneck for each algorithm. The cut values we use are the same as that of (Goto et al., 2021) and are, to the best of our knowledge, the best cut values for these instance that have been published for these instances. Our method finds the same cut value in all cases we have checked.