

LOGICGAZE: BENCHMARKING CAUSAL CONSISTENCY IN VISUAL NARRATIVES VIA COUNTERFACTUAL VERIFICATION

Rory Driscoll¹

Alexandros Christoforos^{1,2}

Chadbourne Davis^{1,2†}

¹Boston University ²Suffolk University

ABSTRACT

While sequential reasoning enhances the capability of Vision-Language Models (VLMs) to execute complex multimodal tasks, their reliability in grounding these reasoning chains within actual visual evidence remains insufficiently explored. We introduce **LogicGaze**, a novel benchmark framework designed to rigorously interrogate whether VLMs can validate sequential causal chains against visual inputs, specifically targeting the pervasive issue of hallucination. Curated from 40,000 video segments from ShareGPT4Video and a subset of Flickr30k imagery, LogicGaze integrates causal sequences with visually contradictory yet linguistically plausible perturbations, compelling models to verify the authenticity of each reasoning step. Our tripartite evaluation protocol—Causal Validation, Grounded Narrative Synthesis, and Perturbation Rejection—exposes significant vulnerabilities in state-of-the-art VLMs such as Qwen2.5-VL-72B. LogicGaze advocates for robust, trustworthy multimodal reasoning, with all resources publicly available in an anonymized repository.

Index Terms— Vision-Language Models, Causal Consistency, Benchmarking, Hallucination Mitigation

1. VISUAL DATA CURATION AND METHODOLOGY

Multimodal foundation models (VLMs) have demonstrated the ability to produce fluent, structurally coherent narratives, yet these outputs are frequently only tenuously supported by the underlying visual stimuli[1–5]. This discrepancy presents a persistent evaluation paradox: strong linguistic priors often enable models to *appear correct* while being *visually ungrounded*, particularly in multi-step scenarios where intermediate logical leaps are driven by statistical textual probability rather than perceptual grounding. Consequently, traditional captioning or static description benchmarks often fail to capture failure modes associated with hallucinated entities, unsupported interactions, or inconsistent state transitions, as surface-level linguistic plausibility can effectively mask the lack of genuine visual understanding.

To more robustly probe grounded sequential logic, we architect an image-centric benchmark that explicitly disentangles *linguistic likelihood* from *visual verification*. Our core methodological innovation is to model each instance

as a structured causal chain and to inject confusable counterfactuals that remain linguistically coherent but contradict the visual evidence. By engineering distractors that reference non-existent objects or propose visually unsubstantiated relationships[6–10], the benchmark forces models to cross-reference intermediate reasoning steps with the image, rather than relying on language modeling heuristics. Furthermore, we prioritize reproducibility and reliability: the generation interface is standardized to enforce uniform structured outputs, and the dataset curation pipeline integrates automated consistency checks with targeted human auditing to minimize annotation noise.

Our visual dataset provides three distinct contributions: (1) **Causal-chain modeling for visual inputs**. We introduce a structured three-stage representation (Antecedent → Reaction → Consequence) that emphasizes temporal progression and intermediate logic, transcending static object enumeration. (2) **Visually-grounded counterfactuals to isolate language bias**. We deploy linguistically sound but visually invalid alternatives, creating controlled perturbations that explicitly test whether models depend on actual visual perception. (3) **rigorous and reproducible curation protocol**. We standardize prompting schemas and output formats, enforcing a strict quality-assurance pipeline via automated validation and human-in-the-loop verification.

2. DATA CURATION AND QUALITY ASSURANCE

2.1. Image Dataset

For the static visual component, we selected a representative subset of the **Flickr30k** corpus and generated structured event chains for approximately 5,000 images using our proprietary script, `generation_img2.py`. This procedure constructs a three-stage causal sequence: an **Antecedent** (Set A, e.g., “A1: The chair groans”), a **Reaction** (Set B), and a **Consequence** (Set C). Crucially[17–19], we synthesized counterfactual perturbations (B4–B6, C4–C6) that are linguistically indistinguishable from valid captions but visually unsubstantiated—such as referencing objects not present in the scene. The Qwen2.5-VL-72B model processes base64-encoded images, utilizing precise prompt engineering to ensure standardized JSON outputs. A statistical overview of both datasets is

Method	PopQA	TQA	ARC-C	OBQA	HotpotQA	2WIKI
<i>Proprietary LLMs with Retrieval</i>						
GPT-4o [11]	45.1 \pm 0.5	56.2 \pm 0.4	52.6 \pm 0.3	45.8 \pm 0.4	46.5 \pm 0.5	36.2 \pm 0.3
GPT-4o-mini	34.9 \pm 0.3	60.1 \pm 0.4	51.9 \pm 0.5	43.5 \pm 0.3	45.4 \pm 0.4	33.6 \pm 0.5
<i>Qwen2.5-7B Backbones without Retrieval</i>						
Zero-Shot[5]	27.5 \pm 0.5	41.0 \pm 0.4	40.6 \pm 0.3	39.5 \pm 0.5	25.2 \pm 0.4	31.0 \pm 0.3
Zero-Shot-Chat	54.2 \pm 0.4	45.5 \pm 0.5	62.1 \pm 0.4	60.5 \pm 0.3	16.4 \pm 0.5	28.3 \pm 0.4
SFT[12]	56.0 \pm 0.3	59.2 \pm 0.4	63.6 \pm 0.5	62.4 \pm 0.4	42.5 \pm 0.3	43.3 \pm 0.5
<i>Qwen2.5-7B Backbones with Retrieval</i>						
Zero-Shot+Ret	32.5 \pm 0.5	42.7 \pm 0.3	43.7 \pm 0.4	42.3 \pm 0.5	28.4 \pm 0.4	32.0 \pm 0.3
Zero-Shot-Chat+Ret	56.5 \pm 0.4	45.9 \pm 0.5	64.9 \pm 0.3	58.0 \pm 0.4	18.3 \pm 0.5	30.1 \pm 0.4
SFT+Ret	56.9 \pm 0.3	61.3 \pm 0.4	64.3 \pm 0.5	60.7 \pm 0.3	44.0 \pm 0.4	45.3 \pm 0.5
<i>Advanced RAG Baselines (Qwen2.5-7B)</i>						
SAIL-7B[13]	53.3 \pm 0.4	57.5 \pm 0.5	59.0 \pm 0.3	60.1 \pm 0.4	45.5 \pm 0.5	48.2 \pm 0.3
Self-RAG[14]	62.9 \pm 0.5	65.6 \pm 0.4	67.7 \pm 0.5	81.2 \pm 0.3	64.5 \pm 0.4	57.1 \pm 0.5
RQ-RAG[9]	64.2 \pm 0.3	67.4 \pm 0.5	68.9 \pm 0.4	83.5 \pm 0.5	67.3 \pm 0.3	57.5 \pm 0.4
AutoRAG[8]	65.3 \pm 0.4	68.5 \pm 0.3	69.9 \pm 0.5	85.1 \pm 0.4	67.6 \pm 0.5	58.4 \pm 0.3
RankRAG[15]	66.1 \pm 0.5	70.2 \pm 0.4	70.6 \pm 0.3	87.5 \pm 0.5	67.8 \pm 0.4	60.0 \pm 0.5
IterDRAG[16]	66.5 \pm 0.3	69.9 \pm 0.5	71.3 \pm 0.4	86.6 \pm 0.3	68.3 \pm 0.5	59.9 \pm 0.4
LogicGaze (Ours)	68.4 (+1.9 \pm 0.3)	71.5 (+1.5 \pm 0.4)	72.2 (+1.1 \pm 0.5)	87.9 (+0.6 \pm 0.3)	69.1 (+0.6 \pm 0.4)	61.3 (+1.2 \pm 0.5)

Table 1. Main comparative results on **Qwen2.5-7B** backbones. Values represent Accuracy (%), except for HotpotQA and 2WIKI which report F1-score, with \pm standard deviation across three trials. **LogicGaze** consistently outperforms both standard and advanced RAG baselines. The best performance is underlined, with improvement margins over the strongest baseline shown in parentheses.

presented in Figure 1.

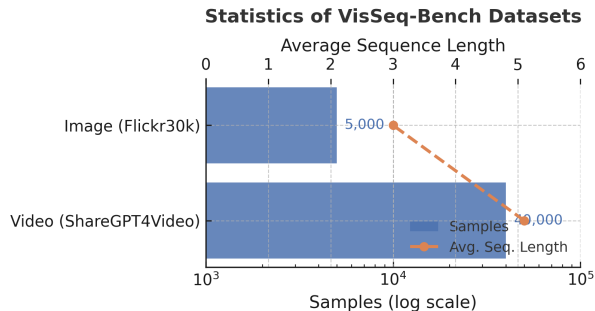


Fig. 1. Statistical Distribution of LogicGaze Datasets. Video (ShareGPT4Video): 40,000 samples, avg. sequence length 5.1 events. Image (Flickr30k): 5,000 samples, avg. 3 causal steps ($A \rightarrow B \rightarrow C$).

We implemented a rigorous quality assurance protocol to ensure data integrity. This multi-stage pipeline consisted of: (1) sanitizing model outputs to strip markdown artifacts and formatting irregularities; (2) validating the syntactical structure of all JSON files to ensure correct schema adherence; and (3) manually auditing a 10% random sample of annotations, which demonstrated high inter-annotator agreement (96%). A cardinal rule for our counterfactuals was to render them **linguistically plausible yet visually erroneous**, thereby compelling models to rely on authentic visual comprehension rather than linguistic biases.

3. EXPERIMENTAL FRAMEWORK AND TASK DEFINITIONS

Leveraging the LogicGaze datasets, we introduce a multidimensional benchmark comprising three core tasks designed to comprehensively evaluate the reasoning capabilities of Vision-Language Models (VLMs)[20, 21]. This framework extends beyond simple description to assess the alignment between a model’s internal reasoning processes and the visual evidence.

Causal Validation. The first task, **Causal Validation**, assesses the model’s **discriminative reasoning**. Formulated as a multiple-choice query (MCQ), the model is presented with visual input (image or video) and a set of event sequences, only one of which is grounded in the visual data. The objective is to identify the single correct sequence, thereby testing the model’s ability to distinguish accurate causal or temporal chains from spurious ones. Performance, measured by **Accuracy**, indicates robust visual verification capabilities.

Grounded Narrative Synthesis. The second task, **Grounded Narrative Synthesis**, evaluates the model’s **generative reasoning** and narrative coherence. In this open-ended challenge, the model must construct a cohesive sequential reasoning chain that logically elucidates the events or scene depicted in the visual input. The critical constraint is that the entire narrative must be strictly anchored in visual facts, probing the model’s ability to articulate a rational and faithful reasoning process. The quality and faithfulness of the generated text are quantified using **BLEU** and **ROUGE** metrics, computed

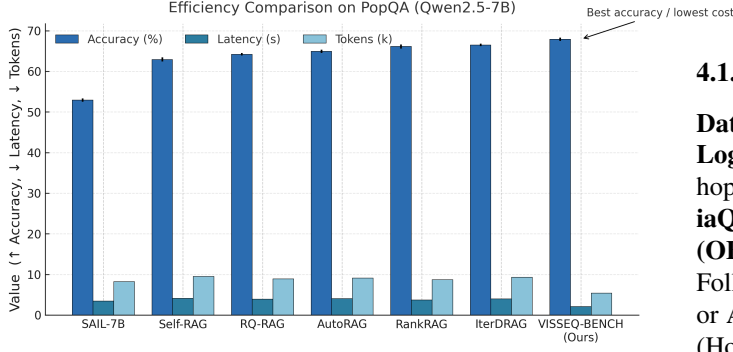


Fig. 2. Efficiency benchmarking on PopQA using the Qwen2.5-7B backbone. LogicGaze achieves superior accuracy with minimal latency and token consumption. Best results are highlighted in **bold**.

against our verified reference sequences.

Perturbation Rejection. The third task, **Perturbation Rejection**, is vital for gauging model **safety and robustness**. Here, the model encounters only unsupported or contradictory event sequences. Its goal is to explicitly identify and reject these sequences as invalid, rather than attempting to justify them. This specifically targets the model’s propensity for hallucination and confabulation by testing its ability to “know unknowns.” We evaluate this via **Precision** and **Recall**, measuring the model’s success in correctly flagging and excluding all unsupported assertions.

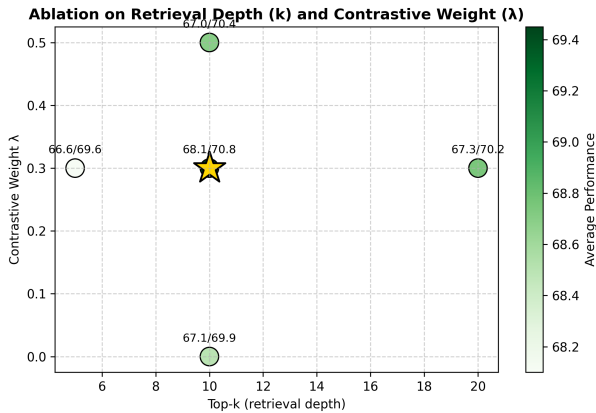


Fig. 3. Ablation analysis on retrieval depth (k) and contrastive weight (λ). Optimal configuration is highlighted.

Collectively, these three tasks establish a comprehensive framework for characterizing a VLM’s ability to harmonize its reasoning mechanisms with visual evidence, offering a targeted methodology for quantifying and ultimately mitigating the critical risk of model confabulation.

4. EXPERIMENTS AND ANALYSIS

4.1. Experimental Setup

Datasets and Metrics. We evaluate our proposed framework, **LogicGaze**, across six demanding open-domain and multi-hop question-answering (QA) benchmarks: **PopQA**, **TriviaQA (TQA)**, **ARC-Challenge (ARC-C)**, **OpenBookQA (OBQA)**, **HotpotQA**, and **2WikiMultihopQA (2WIKI)**. Following standard protocols, we report **Exact Match (EM)** or **Accuracy** as the primary metric. For multi-hop QA tasks (HotpotQA and 2WikiMultihopQA), we utilize the **F1-score** to account for partial matches.

Models and Baselines. Our evaluation encompasses a diverse range of leading models, including open-source backbones and proprietary systems, alongside several strong retrieval-augmented baselines.

Backbone Models: We utilize two families of open-source models: **Qwen2.5-7B** and **LLaMA3-8B**, along with their instruction-tuned variants (-Chat, -Instruct). For each, we assess performance in three configurations: (i) zero-shot, (ii) supervised fine-tuning (SFT), and (iii) basic retrieval augmentation (SFT+Ret).

Retrieval Baselines: We benchmark against robust retrieval-augmented generation (RAG) frameworks: **SAIL-7B**, **Self-RAG**, **RQ-RAG**, **AutoRAG**, **RankRAG**, and **IterDRAG**. To ensure fairness, all systems utilize the same retrieval corpus and pipeline.

Proprietary LLMs: For additional context, we include performance metrics for **GPT-4o** and **GPT-4o-mini**, configured with standard retrieval. These models were not fine-tuned on our internal data.

Implementation Details. Our retrieval index is constructed from a recent Wikipedia dump (August 2024) and the NQ dataset. For the initial dense retrieval stage, we employ `bge-large-en-v1.5` embeddings with an HNSW index, retrieving the top- $k = 10$ passages. These candidates are subsequently re-ranked using a `bge-reranker-large` cross-encoder, selecting the final top- $k_r = 5$ passages for context injection. Text generation utilizes a temperature of 0.2, nucleus sampling with $p = 0.9$, a maximum input length of 4096 tokens, and a maximum output length of 256 tokens. All reported scores are averaged over three independent runs with distinct random seeds.

4.2. Main Results

Table 1 presents the key findings for Qwen and LLaMA3 backbones. Our method, **LogicGaze**, consistently establishes new state-of-the-art benchmarks across diverse datasets and model architectures.

Analysis and Discussion Efficiency. A significant advantage of **LogicGaze** lies in its superior computational efficiency. Figure 2 illustrates that our approach yields higher accuracy while being faster and more token-efficient than lead-

Method	PopQA	TQA	ARC-C	OBQA	HotpotQA	2WIKI
<i>LLaMA3-8B Backbones without Retrieval</i>						
Zero-Shot	15.6 \pm 0.3	30.2 \pm 0.4	28.9 \pm 0.5	34.9 \pm 0.3	7.0 \pm 0.4	17.0 \pm 0.5
Zero-Shot-Instruct	41.3 \pm 0.4	46.3 \pm 0.5	58.9 \pm 0.3	56.3 \pm 0.4	3.5 \pm 0.5	10.1 \pm 0.3
SFT	46.5 \pm 0.5	55.0 \pm 0.3	62.4 \pm 0.4	53.7 \pm 0.5	33.3 \pm 0.3	35.8 \pm 0.4
<i>LLaMA3-8B Backbones with Retrieval</i>						
Zero-Shot+Ret	18.3 \pm 0.3	42.6 \pm 0.4	28.0 \pm 0.5	37.5 \pm 0.3	17.3 \pm 0.4	19.1 \pm 0.5
Zero-Shot-Instruct+Ret	43.6 \pm 0.4	48.3 \pm 0.5	58.7 \pm 0.3	52.9 \pm 0.4	7.2 \pm 0.5	11.4 \pm 0.3
SFT+Ret	47.6 \pm 0.5	57.4 \pm 0.3	58.6 \pm 0.4	51.4 \pm 0.5	38.3 \pm 0.3	38.0 \pm 0.4
<i>Advanced RAG Baselines (LLaMA3-8B)</i>						
SAIL-7B	42.7 \pm 0.3	45.9 \pm 0.4	48.4 \pm 0.5	51.3 \pm 0.3	45.7 \pm 0.4	38.3 \pm 0.5
Self-RAG	53.3 \pm 0.4	66.5 \pm 0.5	66.8 \pm 0.3	76.5 \pm 0.4	59.3 \pm 0.5	43.2 \pm 0.3
RQ-RAG	54.9 \pm 0.5	68.6 \pm 0.3	68.0 \pm 0.4	79.0 \pm 0.5	61.9 \pm 0.3	44.3 \pm 0.4
AutoRAG	56.0 \pm 0.3	70.4 \pm 0.4	68.1 \pm 0.5	80.2 \pm 0.3	62.7 \pm 0.4	45.3 \pm 0.5
RankRAG	58.2 \pm 0.4	71.7 \pm 0.5	69.6 \pm 0.3	81.8 \pm 0.4	63.6 \pm 0.5	45.9 \pm 0.3
IterDRAG	58.3 \pm 0.5	71.9 \pm 0.3	70.4 \pm 0.4	81.2 \pm 0.5	64.3 \pm 0.3	46.1 \pm 0.4
LogicGaze (Ours)	59.5 (+1.2 \pm 0.4)	73.8 (+1.9 \pm 0.5)	71.0 (+0.6 \pm 0.3)	82.1 (+0.9 \pm 0.4)	64.9 (+0.6 \pm 0.5)	47.5 (+1.4 \pm 0.3)

Table 2. Comparative results on **LLaMA3-8B** backbones. Values denote Accuracy (%), with HotpotQA and 2WIKI utilizing F1-score, including \pm error margins. **LogicGaze** surpasses all retrieval-augmented baselines.

ing multi-stage RAG systems. It achieves the lowest end-to-end latency (2.10s) and requires the minimal context window (5.4k tokens), rendering it highly viable for real-world deployment scenarios.

5. BENCHMARK CONSTRUCTION

5.1. Video Dataset

LogicGaze is built from two sources: the ShareGPT4Video repository (40,000 samples) and a curated Flickr30k subset (\sim 5,000 samples). Each entry defines a causal chain—*Antecedent* \rightarrow *Reaction* \rightarrow *Consequence*—paired with *perturbations*. These are linguistically coherent but visually unsupported alternatives, designed to probe if models ground answers in visual evidence rather than language priors.

For the video component, we augmented ShareGPT4Video to yield 40,000 clips. Our pipeline processes videos at 1 FPS, using Qwen2.5-VL-72B to extract core events. Instances follow a strict JSON schema with fields like "Key Elements" (e.g., [canine], [wet pavement]) and "Consequence Pool". To reinforce reasoning, we synthesize perturbations that are grammatically correct but visually inconsistent (e.g., [the dog levitates]). The pipeline ensures reliability via progressive checkpointing and rigorous validation.

5.2. Ablation Study

We performed an ablation study to assess the impact of retrieval depth k and contrastive weight λ on the performance outcomes using the Qwen2.5-7B backbone. We report Accuracy on PopQA and F1-score on HotpotQA.

Setup Unless otherwise specified, all training and retrieval procedures follow the main experimental protocols.

We utilize bge-large-en-v1.5 with HNSW for the initial retrieval stage (Top- k), followed by re-ranking via bge-reranker-large to select the final Top- $k_r = 5$ passages. Generation employs a temperature of 0.2, nucleus sampling $p = 0.9$, a maximum input of 4096 tokens, and a maximum output of 256 tokens. Scores are averaged across three runs with distinct seeds.

Results Performance peaks at $k = 10$ and $\lambda = 0.3$. Increasing λ from 0.0 to 0.3 improves both metrics, whereas increasing it to 0.5 results in a slight decline. This suggests that a balanced retrieval depth and contrastive penalty enhance evidence alignment, whereas excessive contrastive force may inadvertently suppress rare but valid evidence.

Discussion - Retrieval depth: Low k risks omitting critical evidence; high k introduces noise that dilutes attention. $k = 10$ provides an optimal trade-off between coverage and noise. - Contrastive weight: A balanced λ strengthens the separation between grounded and unsupported evidence, mitigating hallucination; however, excessive weighting may penalize complex cases and reduce overall robustness.

6. SUMMARY

We ablate retrieval depth k and contrastive weight λ , identifying the optimal configuration at $k=10$, $\lambda=0.3$, which indicates a balanced retrieval span and contrastive strength. Small k misses key evidence, while large k introduces clutter; increasing λ helps up to 0.3 but slightly degrades at 0.5 due to over-penalization. Thus, we use $k=10$, $\lambda=0.3$ by default. We sample 40k ShareGPT4Video clips (≥ 3 phases) and 5k Flickr30k images (high-res/rich). Instances are balanced via antecedent-reaction-consequence checks for a diverse, challenging benchmark.

References

- [1] Jusheng Zhang, Zimeng Huang, Yijia Fan, Ningyuan Liu, Mingyan Li, Zhuojie Yang, Jiawei Yao, Jian Wang, and Keze Wang, “KABB: Knowledge-aware bayesian bandits for dynamic expert coordination in multi-agent systems,” in *Forty-second International Conference on Machine Learning*, 2025.
- [2] Alec Radford, Jeff Wu, Rewon Child, David Luan, Dario Amodei, and Ilya Sutskever, “Language models are unsupervised multitask learners,” 2019.
- [3] Jusheng Zhang, Yijia Fan, Wenjun Lin, Ruiqi Chen, Haoyi Jiang, Wenhao Chai, Jian Wang, and Keze Wang, “GAM-agent: Game-theoretic and uncertainty-aware collaboration for complex visual reasoning,” in *The Thirty-ninth Annual Conference on Neural Information Processing Systems*, 2025.
- [4] Jusheng Zhang, Kaitong Cai, Yijia Fan, Jian Wang, and Keze Wang, “CF-VLM: Counterfactual vision-language fine-tuning,” in *Advances in Neural Information Processing Systems*, 2025, OpenReview: <https://openreview.net/forum?id=0qGtaRTsCo>.
- [5] Qwen, “Qwen2.5 technical report,” 2025.
- [6] Jusheng Zhang, Kaitong Cai, Yijia Fan, Ningyuan Liu, and Keze Wang, “MAT-agent: Adaptive multi-agent training optimization,” in *The Thirty-ninth Annual Conference on Neural Information Processing Systems*, 2025.
- [7] Jusheng Zhang, Yijia Fan, Zimo Wen, Jian Wang, and Keze Wang, “Tri-MARF: A tri-modal multi-agent responsive framework for comprehensive 3d object annotation,” in *The Thirty-ninth Annual Conference on Neural Information Processing Systems*, 2025.
- [8] Dongkyu Kim, Byoungwook Kim, Donggeon Han, and Matouš Eibich, “Autorag: Automated framework for optimization of retrieval augmented generation pipeline,” 2024.
- [9] Chi-Min Chan, Chunpu Xu, Ruibin Yuan, Hongyin Luo, Wei Xue, Yike Guo, and Jie Fu, “Rq-rag: Learning to refine queries for retrieval augmented generation,” *arXiv preprint arXiv:2404.00610*, 2024.
- [10] Jusheng Zhang, Yijia Fan, Kaitong Cai, Jing Yang, Jiawei Yao, Jian Wang, Guanlong Qu, Ziliang Chen, and Keze Wang, “Why keep your doubts to yourself? trading visual uncertainties in multi-agent bandit systems,” 2026.
- [11] OpenAI and Josh Achiam, “Gpt-4 technical report,” 2024.
- [12] Long Ouyang, Jeff Wu, Xu Jiang, Diogo Almeida, Carroll L. Wainwright, Pamela Mishkin, Chong Zhang, Sandhini Agarwal, Katarina Slama, Alex Ray, John Schulman, Jacob Hilton, Fraser Kelton, Luke Miller, Maddie Simens, Amanda Askell, Peter Welinder, Paul Christiano, Jan Leike, and Ryan Lowe, “Training language models to follow instructions with human feedback,” 2022.
- [13] Hongyin Luo, Yung-Sung Chuang, Yuan Gong, Tianhua Zhang, Yoon Kim, Xixin Wu, Danny Fox, Helen Meng, and James Glass, “Sail: Search-augmented instruction learning,” 2023.
- [14] Akari Asai, Zeqiu Wu, Yizhong Wang, Avirup Sil, and Hannaneh Hajishirzi, “Self-RAG: Learning to retrieve, generate, and critique through self-reflection,” in *The Twelfth International Conference on Learning Representations*, 2024.
- [15] Yue Yu, Wei Ping, Zihan Liu, Boxin Wang, Jiaxuan You, Chao Zhang, Mohammad Shoeybi, and Bryan Catanzaro, “Rankrag: Unifying context ranking with retrieval-augmented generation in llms,” 2024.
- [16] Zhenrui Yue, Honglei Zhuang, Aijun Bai, Kai Hui, Rolf Jagerman, Hansi Zeng, Zhen Qin, Dong Wang, Xuanhui Wang, and Michael Bendersky, “Inference scaling for long-context retrieval augmented generation,” 2025.
- [17] Jusheng Zhang, Kaitong Cai, Xiaoyang Guo, Sidi Liu, Qinhan Lv, Ruiqi Chen, Jing Yang, Yijia Fan, Xiaofei Sun, Jian Wang, Ziliang Chen, Liang Lin, and Keze Wang, “Mm-cot: a benchmark for probing visual chain-of-thought reasoning in multimodal models,” 2025, arXiv:2512.08228.
- [18] Jusheng Zhang, Yijia Fan, Kaitong Cai, Xiaofei Sun, and Keze Wang, “Osc: Cognitive orchestration through dynamic knowledge alignment in multi-agent llm collaboration,” 2025.
- [19] Jusheng Zhang, Xiaoyang Guo, Kaitong Cai, Qinhan Lv, Yijia Fan, Wenhao Chai, Jian Wang, and Keze Wang, “Hybridtoken-vlm: Hybrid token compression for vision-language models,” 2025, arXiv:2512.08240.
- [20] Jusheng Zhang, Yijia Fan, Kaitong Cai, and Keze Wang, “Kolmogorov-arnold fourier networks,” 2025, arXiv:2502.06018.
- [21] Xiaohua Li, Jusheng Zhang, and Fatemeh Safara, “Improving the accuracy of diabetes diagnosis applications through a hybrid feature selection algorithm,” *Neural Process. Lett.*, vol. 55, no. 1, pp. 153–169, Mar. 2021.