

# Defects, Corrugation and Temperature Govern Rarefied-Air Drag on Graphene Coatings

Samuel Cajahuaringa,<sup>1</sup> Davide Bidoggia,<sup>1</sup> Maria Peressi,<sup>1</sup> and Antimo Marrazzo<sup>2</sup>

<sup>1</sup>*Dipartimento di Fisica, Università di Trieste, I-34151 Trieste, Italy*

<sup>2</sup>*Scuola Internazionale Superiore di Studi Avanzati (SISSA), I-34136 Trieste, Italy*

(Dated: 3 February 2026)

In rarefied atmospheric environments, where continuum fluid dynamics breaks down, aerodynamic drag is governed by gas–surface momentum exchange, making surface structure and chemistry key design knobs. Using molecular dynamics simulations, we show that coating the  $\alpha$ -Al<sub>2</sub>O<sub>3</sub>(0001) surface with graphene markedly reduces the tangential momentum accommodation coefficient (TMAC) of N<sub>2</sub>, shifting scattering toward more specular reflection and thereby lowering drag; we further benchmark this response against graphite. The reduction strengthens up to 900 K. While structural defects can increase TMAC via defect-induced corrugation and local atomic and electronic rearrangements, graphene retains its performance at experimentally relevant defect densities.

The ability to tailor surface drag properties is of profound technological importance, particularly in aerospace applications where vehicles operate in rarefied atmospheric regimes. These environments are characterized by Knudsen numbers exceeding unity, when conventional continuum fluid dynamics fails and gas-surface interactions (GSI) become the dominant mechanism governing momentum and energy exchange<sup>1–3</sup>. Under such conditions, the drag force is no longer a bulk fluid property but is dictated by atomistic processes at the interface, making surface engineering a critical strategy for enhancing performance, energy efficiency, and thermal management.

Graphene has emerged as a promising coating material due to its exceptional mechanical strength, chemical stability, and, most notably, its ultralow solid-solid friction, often termed superlubricity<sup>4–7</sup>. Recent studies have shown that this low-friction behavior is highly sensitive to the atomic perfection of the graphene lattice<sup>8,9</sup>. For instance, the introduction of topological defects such as Stone–Wales (SW) rotations or divacancies disrupts the hexagonal symmetry, creating localized strain fields and out-of-plane corrugation that significantly alter interfacial shear response. As highlighted in the literature on defect engineering in graphene<sup>10</sup> and in detailed investigations of SW defects<sup>11</sup>, even sparse defects can suppress superlubricity by pinning sliding interfaces or enhancing adhesion through localized curvature. These findings underscore that graphene’s tribological performance is not an intrinsic constant but a tunable property governed by defect type and density—a principle that may extend from solid–solid to gas–surface contacts.

Although the role of graphene in reducing mechanical friction is well established, its influence on gas-surface drag remains largely unexplored. In rarefied flows, drag is quantified through the tangential momentum accommodation coefficient (TMAC)—a dimensionless parameter that encodes the efficiency of momentum transfer during molecular collisions with a surface. A lower TMAC indicates more specular reflection (slip-like) and reduced drag, which is highly desirable for high-altitude and hypersonic platforms<sup>12</sup>.

In this work, we investigate how coating alumina with graphene—particularly, graphene containing realistic crystalline defects—modifies the drag experienced by nitrogen,

the primary constituent of air, in rarefied environments. We compute TMAC and other gas–surface accommodation coefficients as functions of temperature and defect concentration, thereby quantifying how variations in defect density and thermal conditions jointly control rarefied drag, also unraveling the critical role played by defect-driven corrugation.

Aluminum and its alloys are among the most widely used structural materials in aerospace systems<sup>13,14</sup>. However, upon exposure to ambient air, aluminum rapidly forms a native oxide layer composed primarily of amorphous alumina (Al<sub>2</sub>O<sub>3</sub>). This naturally passivating oxide layer, rather than the bare metal, constitutes the true interface with the surrounding gas. Consequently, we consider Al<sub>2</sub>O<sub>3</sub> crystals to be a physically realistic proxy for aluminum alloys in studies of air drag under rarefied conditions.

We focus on three different surfaces: graphite,  $\alpha$ -Al<sub>2</sub>O<sub>3</sub>(0001), and graphene-coated  $\alpha$ -Al<sub>2</sub>O<sub>3</sub> (see Fig. 1). We use Monte Carlo (MC) sampling of thousands of molecular dynamics (MD) trajectories, which are obtained using the open-source LAMMPS<sup>15</sup> package and HyperQueue<sup>16</sup> (more details in the Supplementary Material (SM)).

The graphite surface is modeled as a multilayered slab comprising 1690 carbon atoms arranged in five stacked honeycomb layers (Fig. 1a). The alumina substrate is represented by a stoichiometric Al-terminated  $\alpha$ -Al<sub>2</sub>O<sub>3</sub>(0001) slab—the thermodynamically most stable termination due to its lowest surface energy among all possible  $\alpha$ -Al<sub>2</sub>O<sub>3</sub> facets<sup>17,18</sup>. The  $\alpha$ -Al<sub>2</sub>O<sub>3</sub> slab contains 36 atomic layers (i.e., 12 repetitions of the bulk unit triple-layer motif: Al–O<sub>3</sub>–Al), see Fig. 1b. Details on the generation and thermalization of the slabs from NPT and NVT MD are discussed in the SM.

For graphene-coated alumina (Fig. 1c), we take into account the inherent lattice mismatch between the hexagonal unit cells of graphene and  $\alpha$ -Al<sub>2</sub>O<sub>3</sub>(0001). This mismatch induces interfacial strain<sup>19</sup>, which prevents the formation of a perfectly flat, commensurate interface and instead promotes spontaneous wrinkling and corrugation of the graphene layer, as observed in experimental and theoretical studies of defect-dependent morphology<sup>20,21</sup>. To mitigate artificial strain and achieve a more physically realistic interface, we adopt a strategy of rotating the graphene lattice and alumina surface, and identifying a common supercell that minimizes the strain on

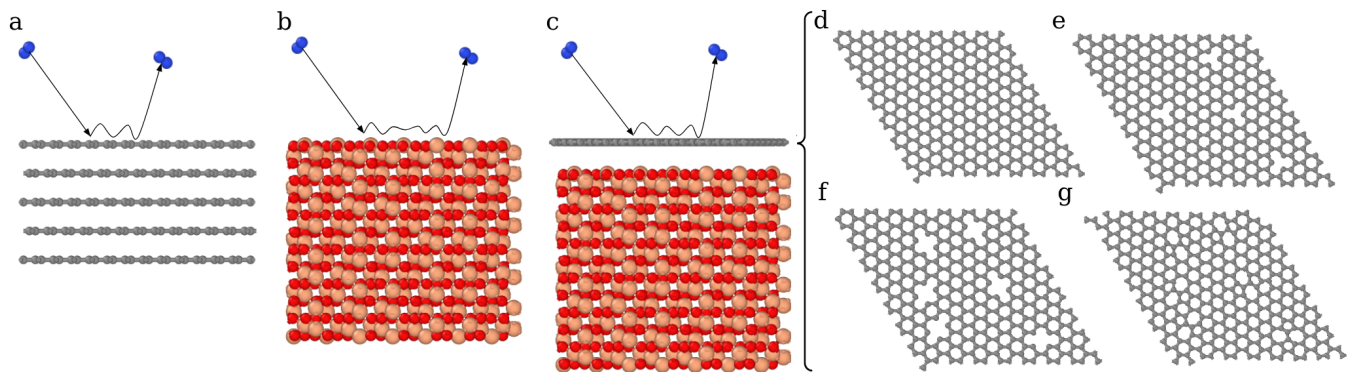


FIG. 1. Schematic representation of the simulated systems. Nitrogen molecule impinging on (a) multilayer graphite surface; (b)  $\alpha$ - $\text{Al}_2\text{O}_3$  (0001) slab; (c) graphene-coated  $\alpha$ - $\text{Al}_2\text{O}_3$  (0001) surface. Panels (d–g) show the pristine graphene lattice and the atomic configurations of the key defects studied: (d) pristine graphene; (e) single vacancies; (f) divacancies; (g) Stone–Wales defects.

graphene cell<sup>22</sup>. This approach enables us to model a sufficiently representative, low-strain interface without imposing unrealistic constraints on the graphene geometry. Details about the interface generation are discussed in Sec. S1 of SM. Nitrogen molecules are initially positioned approximately 12 Å above the topmost surface layer of each slab (Fig. 1). This distance exceeds the cutoff radius of the interatomic potential that model the GSI, ensuring that molecules begin their trajectories in free space, initially unaffected by van der Waals (vdW) attraction. This setup allows for a clean initialization of the collision event, consistent with the methodology employed in prior MD studies of gas-surface scattering<sup>23,24</sup>. Interatomic potentials are selected based on the specific material system: For the graphite slab, the AIREBO<sup>25</sup> potential is used to describe C–C bonding and long-range dispersion interactions. For the  $\alpha$ - $\text{Al}_2\text{O}_3$  slab, the many-body Vashishta<sup>26</sup> potential is employed to accurately capture the complex ionic and covalent interactions within the oxide lattice. The graphene–alumina interaction is modeled using a pairwise Lennard-Jones (LJ) potential to represent the weak, dispersion-dominated vdW forces<sup>27</sup>. As nitrogen ( $\text{N}_2$ ) is the dominant constituent of air (78% by mole fraction), we consider it a good proxy to study the effect of air drag; the inclusion of oxygen and water is left to future studies.  $\text{N}_2$  is modeled as a rigid diatomic molecule and vibrational degrees of freedom are frozen using the SHAKE<sup>28</sup> algorithm to constrain the bond length at its equilibrium value (1.0976 Å). This approximation is well justified for the temperature range considered in this work is below 2000 K and nitrogen molecules remain in the vibrational ground state, while rotational-translational energy exchange dominates the GSI dynamics. The intermolecular potentials governing GSI are selected based on the substrate: for  $\text{N}_2$  interacting with graphite or graphene, the LJ potential is employed, as validated in prior molecular beam and MD studies of  $\text{N}_2$ –carbon systems<sup>23,29</sup>, while for  $\text{N}_2$  interacting with  $\alpha$ - $\text{Al}_2\text{O}_3$  (0001) we use the Morse potential, consistent with recent simulations of  $\text{N}_2$ –alumina scattering in noncontinuum regimes<sup>24</sup>. A key aspect of this work is the use of two complementary MD protocols targeting distinct physical regimes of gas–surface

collisions. The first protocol mimics molecular gas beam experiments, in which a collimated beam of  $\text{N}_2$  molecules impinges on the surface at fixed incidence angles and velocities (Fig. 2). We perform molecular gas beam scattering simulations for nitrogen molecules impinging on graphite, bare  $\alpha$ - $\text{Al}_2\text{O}_3$  (0001), and graphene-coated  $\alpha$ - $\text{Al}_2\text{O}_3$  (0001) surfaces. This enables us to validate our simulation framework, particularly the accuracy of GSI potentials, against established experimental and theoretical benchmarks for graphite—a system extensively studied in both beam experiments and MD studies<sup>23,30,31</sup>. While prior studies have reported discrepancies between some numerical predictions and experimental angular distributions for graphite, our primary objective here is not to achieve perfect quantitative agreement with experiment. Instead, we aim to elucidate qualitative behavior and relative trends in scattering across different surface types, with particular emphasis on isolating the respective impacts of structural defects and temperature.

To this end, we replicate the well-characterized experimental setup of Metha et al.<sup>30</sup>: a supersonic  $\text{N}_2$  beam with a nominal velocity of 1453 m/s incident at angles of 30°, 45°, and 70° onto a graphite surface held at 677 K under high-vacuum conditions<sup>23,30,31</sup>. The same configuration is applied to alumina-based surfaces to investigate how surface chemistry and graphene coating influence scattering dynamics. For each incidence angle, 4000 independent trajectories are simulated per surface, with a maximum simulation time of 100 ps per trajectory to prevent spurious trapping (see Fig. S4 in the SM). Initial molecular positions, orientations, and velocities are sampled via Monte Carlo importance sampling (details in Sec. S2 of the SM), ensuring statistical representativeness and accurate reproduction of beam conditions.

Trajectories are terminated when the scattered molecule reaches a height exceeding the intermolecular cutoff distance above the surface, guaranteeing free-flight conditions for post-collision analysis. The final translational velocities are used to compute angular distributions as a function of the scattering angle  $\alpha$ , which reflect the probability of reflection at a given angle. Figures 2b–d show the computed angular distributions for pristine alumina, graphene-coated alumina, and graphite at

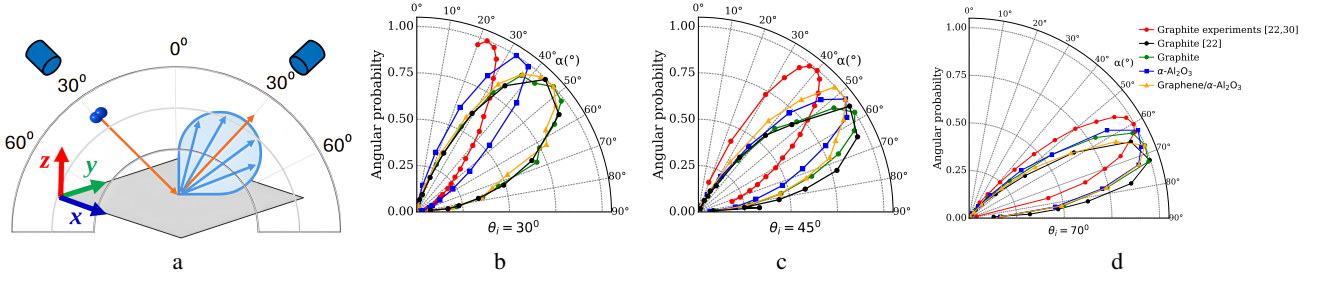


FIG. 2. (a) Schematic representation of gas beam scattering at fixed angle. (b-d) Angular distribution of scattered nitrogen molecules on selected surfaces as a function of reflection angle  $\alpha$  for three different incidence angles (b)  $\theta_{in} = 30^\circ$ ; (c)  $\theta_{in} = 45^\circ$ ; (d)  $\theta_{in} = 70^\circ$ . Our results for graphite,  $\alpha$ -Al<sub>2</sub>O<sub>3</sub>, graphene/ $\alpha$ -Al<sub>2</sub>O<sub>3</sub> are shown as green line with circles, blue line with squares, orange line with triangles, respectively. Experimental<sup>23,30</sup> and simulation<sup>23</sup> results on graphite from the literature are marked with red lines with circles and black lines with circles, respectively.

several incidence angles  $\theta_{in}$ , together with experimental data and simulations from the literature for graphite. Our graphite results agree with prior computational studies<sup>23</sup> and qualitatively reproduce the characteristic scattering profiles reported in experiments<sup>29,31</sup>. Because the angular distribution governs the gas-surface momentum exchange, these features directly influence the aerodynamic drag.

At the smallest incidence angle (Fig. 2b), the angular distribution for graphene-coated alumina is markedly closer to that of graphite than to that of bare alumina. At  $\theta_{in} = 45^\circ$  (Fig. 2c), graphene-coated alumina and graphite remain more similar to one another than to bare alumina. At the largest incidence angle,  $\theta_{in} = 70^\circ$  (Fig. 2d), the distributions converge: graphene-coated alumina follows bare alumina more closely for scattering angles below  $\sim 70^\circ$ , whereas at larger scattering angles all three surfaces become nearly indistinguishable.

This behavior can be rationalized as follows. As the angle of incidence increases (at fixed incident speed), the component of the kinetic energy normal to the surface decreases. The incident normal energy therefore becomes small, and energy exchange is dominated by coupling to the thermal motion of the surface atoms. In this regime, particles do not penetrate deeply into the surface potential and primarily sample an effectively averaged, weakly corrugated top layer. For graphite and graphene-coated alumina, this top layer can be viewed as a nearly monoatomic, flat surface, whereas for alumina it is a slightly corrugated diatomic surface due to the non perfect co-planarity of Al and O atoms and their different vdW radii, 1.84 Å and 1.52 Å, respectively. At higher normal incident energies, by contrast, particles can probe and interact with the lateral corrugation of the surface potential, entering the structural scattering regime. Scattering then becomes more sensitive to surface topography and corrugation, and the angular distributions broaden. The relatively low normal energies associated with large incidence angles therefore lead to similar angular distributions for all three surfaces, consistent with previous observations<sup>31,32</sup>. These results, based on collimated molecular beams with prescribed incidence angle and speed, provide detailed insight into GSI and show that graphene-coated alumina behaves more similarly to graphite than to bare alumina. However, these beam-type simulations are conditional on a narrowly defined initial molecular state.

To overcome this limitation, we now move from fixed, collimated beams—chosen previously to enable a direct comparison with molecular-beam experiments—to a configuration more relevant for assessing coating performance under realistic flow conditions. In this complementary approach, initial molecular velocities are randomly assigned by sampling from the equilibrium distribution at a given gas temperature. Molecules thus impinge with a distribution of incidence angles and kinetic energies (details in Sec. S3 of the SM). The theoretical foundations of this stochastic initialization have been extensively discussed in the literature and will not be repeated here<sup>23,24,29,31</sup>. In many practical situations, the initial molecular state is not fixed as in a molecular-beam experiment but reflects a thermalized gas, which makes this approach particularly well suited for evaluating the drag of candidate surface coatings.

Accommodation coefficients (ACs) provide a compact and widely used measure of gas-surface scattering, quantifying the efficiency of momentum and energy transfer during collisions, which could be defined as

$$\alpha_q = \frac{\langle Q_I \rangle - \langle Q_R \rangle}{\langle Q_I \rangle - \langle Q_T \rangle} \quad (1)$$

where the subscript  $q$  denotes a specific kinematic property of the gas molecule, such as its momentum or kinetic energy in a given direction. The brackets denote that the average values for these quantities need to be computed, and the subscripts denote whether the average value is to be computed from the incoming (I) particles, the reflected (R) particles or from the thermal wall distribution (T). The principal limitation of this conventional definition is that it becomes numerically unstable when the gas temperature approaches the surface temperature, i.e., near thermal equilibrium<sup>33</sup> ( $\langle Q_I \rangle \approx \langle Q_T \rangle$ ). This issue is particularly relevant here because our goal is to quantify drag under conditions where the gas and the surface might be in thermal equilibrium.

To overcome this limitation, we adopt the velocity-correlation-based method introduced by Spijker et al.<sup>33,34</sup>, which remains robust even under isothermal conditions<sup>33,35–37</sup>. In this approach, various ACs are obtained from the slope of a least-squares linear fit to the MD collisional data expressed in terms of appropriately defined

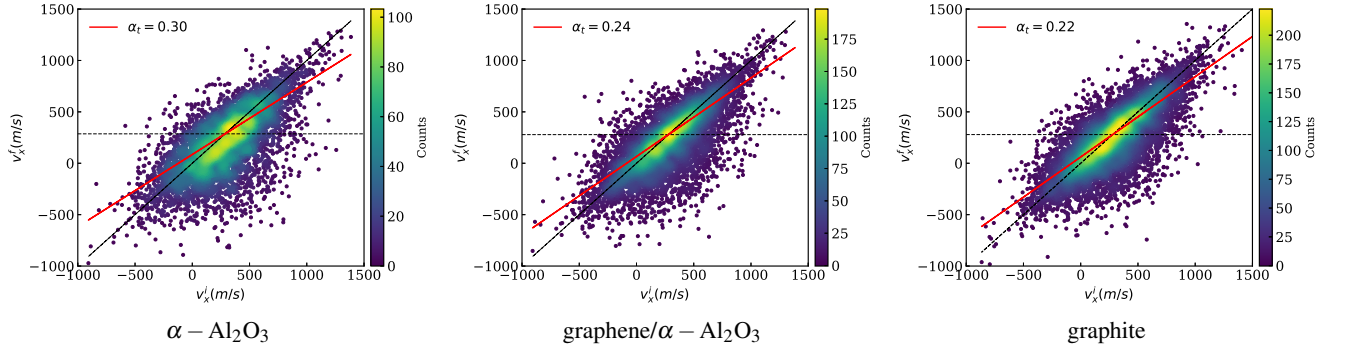


FIG. 3. Correlations between incoming (horizontal-axis)  $v_x^i$  and outgoing final  $v_x^f$  (vertical-axis) tangential velocity of nitrogen molecules on three different surfaces: alumina, graphene-coated alumina and graphite, for a gas flow at room temperature with bulk velocity of 280 m/s. The solid red lines demonstrate the least-square linear fit of the tangential velocity data to obtain the tangential momentum accommodation coefficients  $\alpha_t$  (TMACs).

velocity correlation functions:

$$\alpha_q = 1 - \frac{\sum_i (Q_I^i - \langle Q_I \rangle) (Q_R^i - \langle Q_R \rangle)}{\sum_i (Q_I^i - \langle Q_I \rangle)^2}, \quad (2)$$

where  $Q_I^i$  and  $Q_R^i$  represent, respectively, the pre-collisional and post-collisional values of the same property for the  $i$ -th gas particle. We define the TMAC ( $\alpha_t$ ) for nitrogen flow as:

$$\alpha_t = 1 - \frac{\sum_i (p_{I,x}^i - \langle p_{I,x} \rangle) (p_{R,x}^i - \langle p_{R,x} \rangle)}{\sum_i (p_{I,x}^i - \langle p_{I,x} \rangle)^2} \quad (3)$$

We calculate TMACs for nitrogen flow at room temperature, with a bulk flow velocity of 280 m/s (representative of a commercial aircraft flight speed), over surfaces also held at room temperature. For each of the three surfaces considered, a total of 10 000 trajectories is simulated to obtain statistically converged TMAC values. The resulting scattering data used to compute the TMACs are summarized in Fig. 3. Following the approach of Spijker et al.<sup>33</sup>, the tangential velocities of molecules crossing a virtual plane before and after collision with the surface are recorded and used to determine the ACs via a linear least-squares fit. Figure 3 shows the correlation between incoming and outgoing tangential velocities employed to compute  $\alpha_t$ . The limiting cases  $\alpha_t = 0$  and  $\alpha_t = 1$  are indicated by black dashed lines: the diagonal line corresponds to fully correlated velocities, i.e., purely specular scattering with  $\alpha_t = 0$ , whereas the horizontal line corresponds to completely uncorrelated velocities, i.e., fully accommodated particles with  $\alpha_t = 1$ . The red line represents the best-fit linear regression to the MD data, and its slope is used to obtain the value of  $\alpha_t$ .

Note that, in this representation, an increase in the slope corresponds to a decrease in  $\alpha_t$ . For all surfaces, the incoming and outgoing tangential velocities are distributed around the diagonal line and are centered near 280 m/s, corresponding to the imposed flow velocity. For the bare alumina, graphene-coated alumina, and graphite surfaces, we obtain  $\alpha_t$  values of 0.30, 0.24, and 0.22, respectively. The value for alumina

is consistent with what reported by Thoudam et al.<sup>24</sup>. Inspection of the correlation plots reveals that the fraction of specular-like collisions increases along the sequence alumina  $\rightarrow$  graphene-coated alumina  $\rightarrow$  graphite, leading to progressively lower TMAC values. In particular, we observe an approximate 20% reduction in the TMAC of alumina when coated with graphene, and the TMAC of graphene-coated alumina is already very close to that of graphite. These results indicate that a graphene coating on alumina can significantly reduce the TMAC, which can be directly related to a reduction in drag force under rarefied flow conditions.

Studying the temperature dependence of ACs is essential for understanding GSI mechanisms under realistic thermal conditions. In particular, the TMAC directly influences heat and momentum transfer in applications such as thermal protection systems, micro- and nanoscale gas flows, and heterogeneous catalysis. Fig. 4 shows the variation of  $\alpha_t$  as a function of temperature for two surfaces: bare alumina (blue curve) and graphene-coated alumina (orange curve). For alumina,  $\alpha_t$  exhibits a slight increase up to approximately 500 K, followed by a gradual decrease with further increase in temperature. In contrast, for the graphene-coated alumina surface,  $\alpha_t$  starts from a lower value and displays a more pronounced decay as temperature rises, eventually approaching a plateau at high temperatures. This behavior indicates that the graphene layer significantly reduces gas-surface momentum exchange and enhances specular reflection, particularly at elevated temperatures. A similar trend has been reported for graphite in a hydrogen environment, where the TMAC decreases with increasing temperature and tends to level off at high temperatures<sup>38</sup>.

We also compute additional ACs to obtain a more comprehensive picture of the GSI dynamics (see Fig. 4). For the energy accommodation coefficient (EAC), which measures the overall energy transfer from the gas to the surface, the bare alumina surface shows little sensitivity to temperature in range of 0.4 to 0.445, whereas its graphene-coated counterpart exhibits a clear decrease in EAC with increasing temperature. The normal energy accommodation coefficient (ENAC), quantifying the exchange of kinetic energy

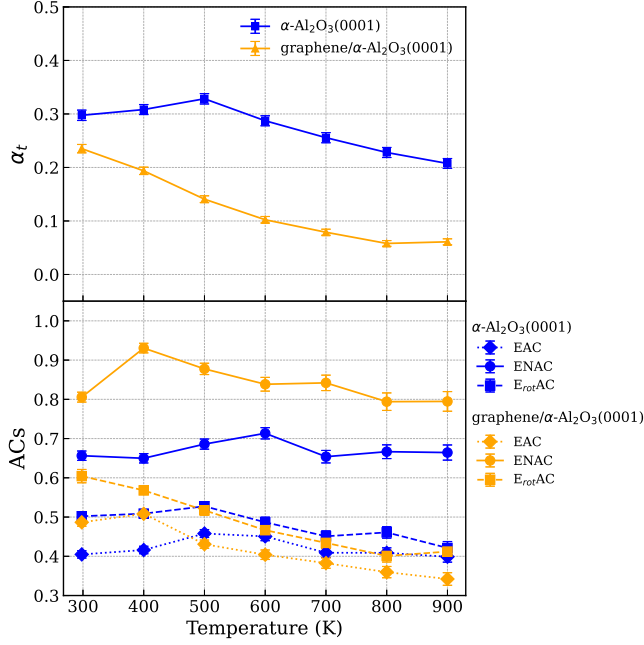


FIG. 4. (Top) TMAC as a function of temperature for bare alumina (solid blue line with square markers) and graphene-coated alumina (solid orange line with triangular markers). (Bottom) Temperature dependence of additional accommodation coefficients: energy accommodation coefficient (EAC), normal energy accommodation coefficient (ENAC) and rotational energy accommodation coefficient ( $E_{\text{rotAC}}$ ) for alumina and graphene-coated alumina.

in the direction perpendicular to the surface, displays only a weak temperature dependence for both surfaces. The rotational energy accommodation coefficient ( $E_{\text{rotAC}}$ ) reveals the most pronounced difference between the two materials. For bare alumina,  $E_{\text{rotAC}}$  decreases for temperatures above 500 K, mirroring the trend observed for the TMAC. A similar, but more marked, monotonic decrease with temperature is found for the graphene-coated surface. In summary, Fig. 4 demonstrates that graphene coating not only reduces TMAC but this reduction is also present in EAC and  $E_{\text{rotAC}}$  for increasing temperatures (Full correlations graphs of ACs are found in Fig. S5 and S6 of SM). Up to this point, our analysis has focused on the properties of pristine graphene-coated alumina, an idealized scenario. Under realistic conditions, however, graphene is rarely defect-free and typically contains structural imperfections such as vacancies, divacancies, and SW defects<sup>9,10</sup>. These defects can significantly modify the electronic, structural, and interfacial properties of graphene, and may therefore influence the underlying GSI mechanisms.

To address this, we investigate how the presence of vacancies, divacancies, and SW defects in graphene coating alumina affects the TMAC. By quantifying the impact of these defects, we aim to gain deeper insight into how realistic surface conditions govern momentum exchange and energy dissipation during gas-surface collisions. Fig. 5a shows that defect concentration significantly affects the TMAC of graphene-coated alumina. We define the defect concentration as the

ratio between the number of atoms removed (one/two per vacancy/divacancy) or displaced (two per SW defect) and the total number of atoms in a pristine graphene sheet. Defects are randomly distributed over the graphene layer, subject to the constraint that defect centers remain at least sixth neighbors of each other (Fig. 1e-g). As shown in Fig. 5a, increasing the density of defects leads to a pronounced increase in TMAC. This trend is mirrored in Fig. 5b where the corrugation amplification factor (CAF) is calculated. Following Thiemann et al.<sup>20</sup>, the CAF is defined as the ratio of the height-fluctuation standard deviation of a defective system to that of pristine graphene. As the defect density increases, the CAF rises, indicating that the surface becomes increasingly corrugated or “wrinkled.” This enhanced roughness disrupts the specular reflection mechanism characteristic of smooth surfaces and promotes more diffuse scattering events (Sec. S6 of SM), in which tangential momentum is transferred more efficiently to the surface. The strong correlation between rising CAF and rising TMAC suggests that the enhanced surface roughness induced in particular by SW defects is the primary driver of increased tangential momentum transfer.

To test whether corrugation alone can account for this effect, we simulated pristine graphene under 3% compressive strain—a condition known to induce topographic undulations without introducing atomic-scale defects (details Sec. S7 of SM). Remarkably, the TMAC for strained graphene matches that of SW-defective graphene at comparable (but lower) levels of CAF (Fig. 5a, dashed orange line). This confirms that corrugation, not the specific defect chemistry, governs the TMAC increase in SW-defective systems. Nevertheless, for SW defects the dependence of TMAC on defect density does not perfectly track that of the CAF. In particular, a TMAC value attained by compressed graphene at  $\text{CAF} \gtrsim 3.5$  is reproduced in the presence of SW defects at substantially lower corrugation, with  $\text{CAF} \approx 2.5\text{--}3$ . This suggests that, although corrugation appears to be the dominant effect for SW defects, it is unlikely to be the sole mechanism responsible for the associated increase in drag. This is much more evident for vacancies and divacancies, which also lead to significant TMAC enhancement (Fig. 5a), yet they produce far less corrugation compared to SW defects at equivalent defect densities (Fig. 5b). Despite similar or even lower CAF values, both vacancy types exhibit TMAC increases comparable to those seen in highly corrugated SW systems.

This decoupling of TMAC from CAF implies that surface roughness is not the dominant mechanism behind momentum accommodation in case of vacancies and divacancies. Instead, the presence of atomic-scale holes—created when carbon atoms are removed—appears to be the critical factor. These openings de-correlate the trajectories of nitrogen molecules and promote more diffuse scattering, an effect that becomes more pronounced as the hole concentration increases. Moreover, divacancies (which create larger holes than single vacancies) induce a greater TMAC increase than single vacancies at the same defect density, further supporting the idea that hole size and density, rather than corrugation, control the scattering behavior in these systems. The distinct responses associated with different defect types indi-

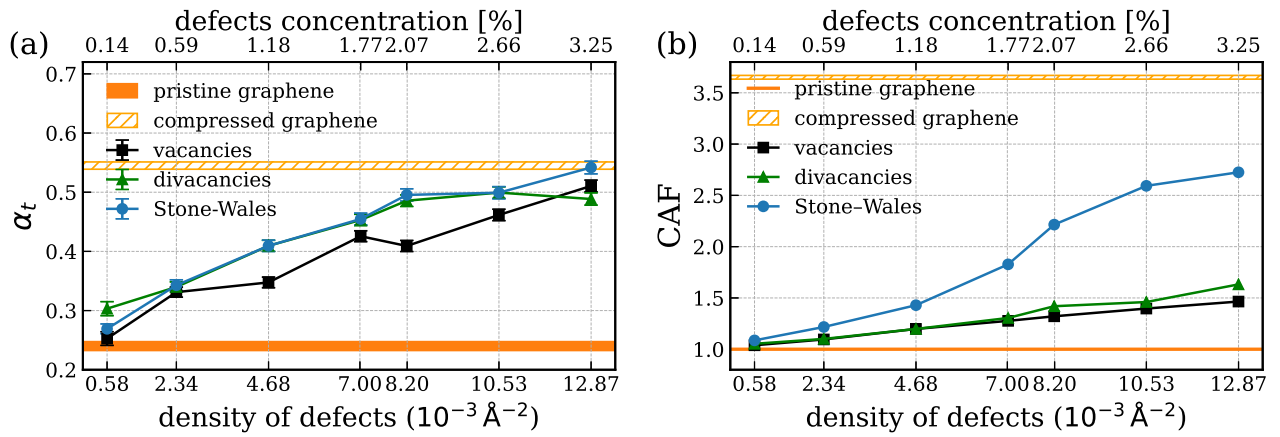


FIG. 5. (a) TMACs and (b) CAFs at different density of defects on graphene coated alumina; vacancies (black squares), divacancies (green triangles) and Stone-Wales (light blue circles). The orange and light-orange dashed lines correspond respectively to pristine and compressed graphene.

cate that multiple physical pathways can enhance TMAC: one mediated by geometric roughness (e.g., SW-driven or strain-induced corrugation), and another driven by topological disruption of the lattice (e.g., vacancies and divacancies).

Experimental studies have shown that the typical vacancy concentration in graphene at room temperature ranges from approximately  $10^{-6}$  to  $10^{-4}$  vacancies/ $\text{\AA}^2$ , depending on the synthesis route and irradiation conditions<sup>10,11,20</sup>. In our simulations, we explored defect concentrations in the range  $5.8 \times 10^{-4}$  to  $1.287 \times 10^{-2}$  vacancies/ $\text{\AA}^2$ . Within this range, the lowest TMAC obtained for defective surfaces was 0.25, whereas the pristine graphene-coated alumina surface exhibited a TMAC of 0.24, corresponding to a modest increase of about 4%. This small variation suggests that, over the range of experimentally relevant vacancy concentrations, the TMAC is expected to remain essentially unchanged, and a typical density of single vacancies in graphene is unlikely to significantly alter gas-surface momentum exchange.

In conclusion, our results demonstrate that coating alumina with a graphene layer effectively reduces the TMAC and, consequently, the drag force at the gas-surface interface. This reduction indicates that the graphene layer promotes more specular gas reflection and limits momentum transfer to the substrate. The effect persists across the entire temperature range considered, with the gap between the TMAC of graphene-coated and bare alumina even increasing with temperature, showing that the low-drag characteristics of graphene are not only maintained but enhanced at high temperatures. The presence of defects—vacancies, divacancies, and SW defects—substantially increases drag, an effect that can be partially, but not entirely, attributed to defect-induced corrugation. Nevertheless, within the range of experimentally relevant defect concentrations, the TMAC of graphene-coated alumina increases only modestly. Therefore, even under realistic conditions where defects are unavoidable, graphene-coated alumina is expected to retain its ability to significantly reduce the TMAC and thus the drag force at the gas-surface interface.

## SUPPLEMENTARY MATERIAL

The Supplementary Material contains more details on computational protocols and additional results for ACs and CAF.

## ACKNOWLEDGMENTS

All authors acknowledge useful discussions with Abdulgaffar Abdurrazzaq, Stefano de Gironcoli, Debdipto Acharya, Cristiana Di Valentin, Andrea Maslov, Daniele Dragoni and Zahid Muhammad. The work was supported from the ICSC – Centro Nazionale di Ricerca in High Performance Computing, Big Data and Quantum Computing, funded by European Union - NextGenerationEU (CUP Grant. No. J93C22000540006, PNRR Investimento M4.C2.1.4), and Leonardo S.p.A. through the Innovation Grant ASGARD. The authors acknowledge CINECA, under CINECA-SISSA, CINECA-UniT and ICSC agreements, for the availability of high-performance computing resources and support. The views and opinions expressed are solely those of the authors and do not necessarily reflect those of the European Union, nor can the European Union be held responsible for them.

## AUTHOR DECLARATIONS

### Conflict of Interest

The authors have no conflicts to disclose.

### Author Contributions

**Samuel Cajahuaranga:** Data curation (lead); Investigation (lead); Methodology (lead); Resources (equal); Software (lead); Visualization (lead); Writing – original draft (lead); Writing – review & editing (equal). **Davide Bidoggia:** Data curation (supporting); Investigation (supporting); Methodology (supporting); Visualization (supporting); Writing – original draft (supporting); Writing – review & editing (equal). **Maria Peressi:** Funding acquisition (equal), Investigation

(supporting); Methodology (supporting); Project administration (equal); Supervision (equal); Visualization (supporting); Writing – review & editing (equal). **Antimo Marrazzo:** Funding acquisition (equal), Conceptualization (lead); Investigation (supporting); Methodology (supporting); Project administration (equal); Resources (equal); Supervision (equal); Visualization (supporting); Writing – original draft (supporting); Writing – review & editing (equal).

## DATA AVAILABILITY

The data that support the findings of this study are openly available on the Materials Cloud<sup>39</sup>.

- <sup>1</sup>G. A. Bird, *Molecular gas dynamics and the direct simulation of gas flows*, reprinted ed., Oxford engineering science series No. 42 (Clarendon Press, Oxford, 2003).
- <sup>2</sup>I. D. Boyd, *Nonequilibrium gas dynamics and molecular simulation*, edited by T. E. Schwartzentruber, Cambridge aerospace series (Cambridge University Press, Cambridge, United Kingdom, 2017).
- <sup>3</sup>F. Sharipov, *Rarefied gas dynamics* (Wiley-VCH Verlag GmbH & Co. KGaA, Weinheim, 2016).
- <sup>4</sup>S. Fan, Y. Chen, J. Wu, S. Xiao, G. Chen, and P. K. Chu, "Structure, superlubricity, applications, and chemical vapor deposition methods of graphene solid lubricants," *Tribol. Int.* **198**, 109896 (2024).
- <sup>5</sup>A. Ayyagari, K. I. Alam, D. Berman, and A. Erdemir, "Progress in superlubricity across different media and material systems-a review," *Front. Mech. Eng.* **8** (2022), 10.3389/fmech.2022.908497.
- <sup>6</sup>B. Jin, G. Chen, Y. He, C. Zhang, and J. Luo, "Lubrication properties of graphene under harsh working conditions," *Mater. Today Adv.* **18**, 100369 (2023).
- <sup>7</sup>A. Jafari, M. Majdoub, D. Sengottuvelu, M. G. Ucak-Astarlioglu, A. Al-Ostaz, and S. Nouranian, "Tribological properties of synthetic and biosourced lubricants enhanced by graphene and its derivatives: a review," *ACS Omega* **9**, 50868–50893 (2024).
- <sup>8</sup>A. Zambudio, E. Gnecco, J. Colchero, R. Pérez, J. Gómez-Herrero, and C. Gómez-Navarro, "Fine defect engineering of graphene friction," *Carbon* **182**, 735–741 (2021).
- <sup>9</sup>F. Banhart, J. Kotakoski, and A. V. Krashennnikov, "Structural defects in graphene," *ACS Nano* **5**, 26–41 (2010).
- <sup>10</sup>M. D. Bhatt, H. Kim, and G. Kim, "Various defects in graphene: a review," *RSC Adv.* **12**, 21520–21547 (2022).
- <sup>11</sup>S. K. Tiwari, S. K. Pandey, R. Pandey, N. Wang, M. Bystrzejewski, Y. K. Mishra, and Y. Zhu, "Stone–wales defect in graphene," *Small* **19** (2023), 10.1002/sml.202303340.
- <sup>12</sup>J. Lee and J. H. Kim, "Statistical assessment of tangential momentum accommodation coefficient using internal flow rate model based on rarefied gas conditions," *Results Phys.* **43**, 106130 (2022).
- <sup>13</sup>K. Aglawe, S. Giri, M. Dhande, and S. Shelare, "Application of aluminum alloys in aviation industry: A review," *AIP Conf. Proc.* **2804**, 020064 (2023).
- <sup>14</sup>S. Li, X. Yue, Q. Li, H. Peng, B. Dong, T. Liu, H. Yang, J. Fan, S. Shu, F. Qiu, and Q. Jiang, "Development and applications of aluminum alloys for aerospace industry," *J. Mater. Res. Technol.* **27**, 944–983 (2023).
- <sup>15</sup>A. P. Thompson, H. M. Aktulga, R. Berger, D. S. Bolintineanu, W. M. Brown, P. S. Crozier, P. J. in 't Veld, A. Kohlmeyer, S. G. Moore, T. D. Nguyen, R. Shan, M. J. Stevens, J. Tranchida, C. Trott, and S. J. Plimpton, "Lammps - a flexible simulation tool for particle-based materials modeling at the atomic, meso, and continuum scales," *Comput. Phys. Commun.* **271**, 108171 (2022).
- <sup>16</sup>J. Beránek, A. Böhm, G. Palermo, J. Martinović, and B. Janský, "Hyperqueue: Efficient and ergonomic task graphs on hpc clusters," *SoftwareX* **27**, 101814 (2024).
- <sup>17</sup>J. I. Hütner, A. Conti, D. Kugler, F. Mittendorfer, G. Kresse, M. Schmid, U. Diebold, and J. Balajka, "Stoichiometric reconstruction of the Al<sub>2</sub>O<sub>3</sub> (0001) surface," *Science* **385**, 1241–1244 (2024).
- <sup>18</sup>A. Marmier and S. C. Parker, "Ab initio morphology and surface thermodynamics of  $\alpha$ -Al<sub>2</sub>O<sub>3</sub>," *Phys. Rev. B* **69**, 115409 (2004).
- <sup>19</sup>D. Acharya, D. Perilli, and C. Di Valentin, "Optimizing the graphene/ $\alpha$ -Al<sub>2</sub>O<sub>3</sub>(0001) interface through minimization of interfacial stress for improved electronic applications," *ACS Appl. Nano Mater.* **8**, 22626–22636 (2025).
- <sup>20</sup>F. L. Thiemann, P. Rowe, A. Zen, E. A. Müller, and A. Michaelides, "Defect-dependent corrugation in graphene," *Nano Lett.* **21**, 8143–8150 (2021).
- <sup>21</sup>J.-M. Leyssale and G. L. Vignoles, "A large-scale molecular dynamics study of the divacancy defect in graphene," *J. Phys. Chem. C* **118**, 8200–8216 (2014).
- <sup>22</sup>P. Lazić, "Cellmatch: Combining two unit cells into a common supercell with minimal strain," *Comput. Phys. Commun.* **197**, 324–334 (2015).
- <sup>23</sup>N. Andric and P. Jenny, "Molecular dynamics investigation of energy transfer during gas-surface collisions," *Phys. Fluids* **30** (2018), 10.1063/1.5037783.
- <sup>24</sup>J. Thoudam, I. J. Bayad, and D. S. Sundaram, "Dynamics of energy transfer between nanoscale aluminum/aluminum oxide particles and nitrogen gas in the noncontinuum regime," *J. Phys. Chem. C* **128**, 3497–3513 (2024).
- <sup>25</sup>S. J. Stuart, A. B. Tutein, and J. A. Harrison, "A reactive potential for hydrocarbons with intermolecular interactions," *J. Chem. Phys.* **112**, 6472–6486 (2000).
- <sup>26</sup>P. Vashishta, R. K. Kalia, A. Nakano, and J. P. Rino, "Interaction potentials for alumina and molecular dynamics simulations of amorphous and liquid alumina," *J. Appl. Phys.* **103** (2008), 10.1063/1.2901171.
- <sup>27</sup>Y. Dou, Q. Bai, W. Guo, H. Wang, and S. Chen, "The adsorption characteristics of organic contaminants on graphene oxide coated alumina substrate: Experiments and molecular dynamics simulations," *J. Mol. Liq.* **398**, 124224 (2024).
- <sup>28</sup>J.-P. Ryckaert, G. Ciccotti, and H. J. Berendsen, "Numerical integration of the cartesian equations of motion of a system with constraints: molecular dynamics of n-alkanes," *J. Comput. Phys.* **23**, 327–341 (1977).
- <sup>29</sup>N. Yamanishi, Y. Matsumoto, and K. Shobatake, "Multistage gas–surface interaction model for the direct simulation monte carlo method," *Phys. Fluids* **11**, 3540–3552 (1999).
- <sup>30</sup>N. A. Mehta, V. J. Murray, C. Xu, D. A. Levin, and T. K. Minton, "Nonreactive scattering of n<sub>2</sub> from layered graphene using molecular beam experiments and molecular dynamics," *J. Phys. Chem. C* **122**, 9859–9874 (2018).
- <sup>31</sup>N. A. Mehta and D. A. Levin, "Molecular-dynamics-derived gas–surface models for use in direct-simulation monte carlo," *J. Thermophys. Heat Transf.* **31**, 757–771 (2017).
- <sup>32</sup>C. T. Rettner, J. A. Barker, and D. S. Bethune, "Angular and velocity distributions characteristic of the transition between the thermal and structure regimes of gas-surface scattering," *Phys. Rev. Lett.* **67**, 2183–2186 (1991).
- <sup>33</sup>P. Spijker, A. J. Markvoort, S. V. Nedea, and P. A. J. Hilbers, "Computation of accommodation coefficients and the use of velocity correlation profiles in molecular dynamics simulations," *Phys. Rev. E* **81**, 011203 (2010).
- <sup>34</sup>P. Spijker, A. J. Markvoort, P. A. J. Hilbers, S. V. Nedea, and T. Abe, "Velocity correlations and accommodation coefficients for gas-wall interactions in nanochannels," in *AIP Conf. Proc.* (AIP, 2008) pp. 659–664.
- <sup>35</sup>D. Bayer-Buhr, M. Vimal, A. Prakash, U. Gross, and T. Fieback, "Determination of thermal accommodation coefficients on CaSiO<sub>3</sub> and SiO<sub>2</sub> using molecular dynamics and experiments," *Int. J. Heat Mass Transf.* **183**, 122219 (2022).
- <sup>36</sup>S. Mohammad Nejad, S. Nedea, A. Frijns, and D. Smeulders, "The influence of gas–wall and gas–gas interactions on the accommodation coefficients for rarefied gases: a molecular dynamics study," *Micromachines* **11**, 319 (2020).
- <sup>37</sup>S. Mohammad Nejad, E. Iype, S. Nedea, A. Frijns, and D. Smeulders, "Modeling rarefied gas-solid surface interactions for couette flow with different wall temperatures using an unsupervised machine learning technique," *Phys. Rev. E* **104**, 015309 (2021).
- <sup>38</sup>V. L. Kovalev and A. N. Yakunchikov, "Accommodation coefficients for molecular hydrogen on a graphite surface," *Fluid Dyn.* **45**, 975–981 (2010).
- <sup>39</sup>S. Cajahuaranga, D. Bidoggia, M. Peressi, and A. Marrazzo, "Defects, corrugation and temperature govern rarefied-air drag on graphene coatings," (2026).