

PLACID: Identity-Preserving Multi-Object Compositing via Video Diffusion with Synthetic Trajectories

Gemma Canet Tarrés Manel Baradad Francesc Moreno-Noguer Yumeng Li
Amazon
Barcelona

{cangemma, mbaradad, cescmore, yumengl1}@amazon.es

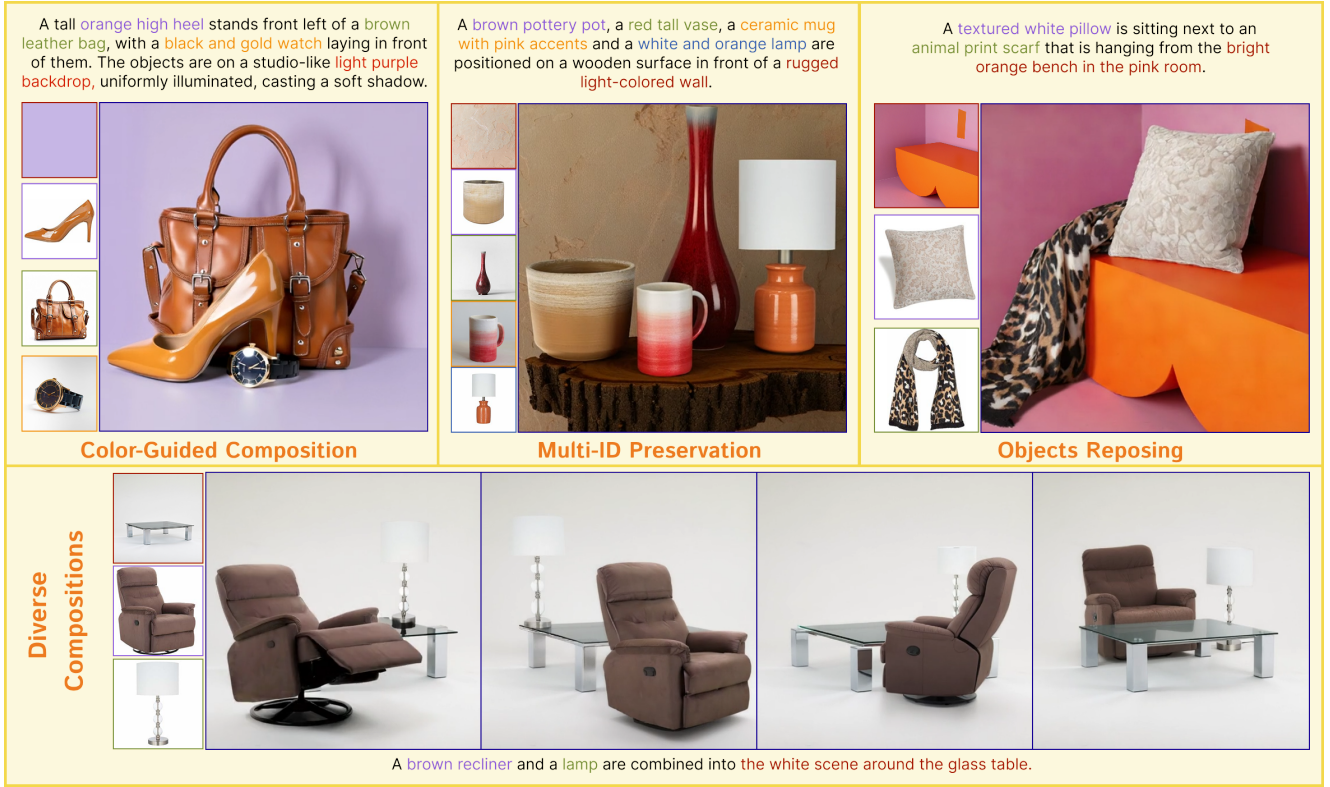


Figure 1. Our model enables simultaneous compositing of multiple objects into seamless natural scenes. Generation can optionally be guided by descriptive captions (top), including specific color instructions (top left). The model ensures all specified objects are present (top middle) and allows them to interact with the given background through specific instructions (top right) or creative compositions (bottom).

Abstract

Recent advances in generative AI have dramatically improved photorealistic image synthesis, yet they fall short for studio-level multi-object compositing. This task demands simultaneous (i) near-perfect preservation of each item’s identity, (ii) precise background and color fidelity, (iii) layout and design elements control, and (iv) complete, appealing displays showcasing all objects. However, current state-of-the-art models often alter object details, omit or duplicate objects, and produce layouts with incorrect relative

sizing or inconsistent item presentations. To bridge this gap, we introduce PLACID, a framework that transforms a collection of object images into an appealing multi-object composite. Our approach makes two main contributions. First, we leverage a pretrained image-to-video (I2V) diffusion model with text control to preserve objects consistency, identities, and background details by exploiting temporal priors from videos. Second, we propose a novel data curation strategy that generates synthetic sequences where randomly placed objects smoothly move to their target po-

sitions. This synthetic data aligns with the video model’s temporal priors during training. At inference, objects initialized at random positions consistently converge into coherent layouts guided by text, with the final frame serving as the composite image. Extensive quantitative evaluations and user studies demonstrate that PLACID surpasses state-of-the-art methods in multi-object compositing, achieving superior identity, background, and color preservation, with less omitted objects and visually appealing results.

1. Introduction

In today’s digital age, high-quality imagery plays a crucial role across various industries and applications. From e-commerce and marketing to graphic design, storytelling, and content creation, a single, well-crafted photograph can be the deciding factor between a user engaging or scrolling away, making visual content a critical driver of sales, brand identity, and user engagement across websites, social media, and digital catalogs. Creating compelling multi-object visuals, as shown in Fig. 1, traditionally involves a complex chain of specialist steps: photographers shooting items under controlled lighting, designers isolating and re-assembling elements, adjusting lighting and shadows, and refining the result to meet exact brand guidelines or design standards. Each of these stages demands skilled professionals, specialized software, and considerable time, limiting creative possibilities and turning the workflow into a costly bottleneck when many items are involved.

Recent advances in diffusion-based generative models [19, 22, 38, 44] have dramatically improved the realism of synthetic images and videos. However, these models, primarily trained on generic “internet-style” data, struggle with the specific demands of studio-quality multi-object photography, as shown in Fig. 2. This task uniquely combines the challenges of multi-object compositing with the demanding requirements of professional studio-based imagery, leading to four essential requirements: **(i) High identity preservation:** maintaining high fidelity to each object’s identity, including specific color gradients, textures, and shapes, is crucial for effective ready-to-use images. **(ii) Fine-grained background and color fidelity:** in photography and visual design, colors are carefully chosen to evoke specific emotions or convey brand identity; even subtle shifts may confuse viewers or alter perception. Accurate preservation of specific background and design colors is therefore essential for producing images ready for professional use. **(iii) Design controllability:** while automatic generations can be used to boost creativity, users may sometimes desire some control over aspects such as objects distribution, lighting, and additional elements. Such flexibility enables refined designs that can effectively convey targeted messages. **(iv) Complete, appealing displays:** The composite image must include all intended items, without

A studio-style display of a pink and white mug, a tall red vase and a piggy bank on a pink backdrop. All objects placed on the same ground, clearly visible and showcased, casting a beautiful shadow to the right.




Figure 2. Limitations of [9] in color accuracy and object consistency. Models often (i) alter colors, and (ii) omit, duplicate, or modify objects when combining multiple items.

duplicates or omissions, properly scaled, coherently posed, and arranged in a visually pleasing composition.

Current diffusion models cannot consistently meet all these criteria simultaneously, falling short in reliably replacing human studio work for this task. This limitation highlights the need for a specialized and user-friendly framework. In this paper, we address these challenges with **PLACID** (PLACing objects with ID preservation using Diffusion), our proposed model that leverages pre-trained image-to-video (I2V) diffusion models with text guidance for multi-object compositing. Compared to image-to-image (I2I) models, I2V models possess stronger priors on object interactions and reposing. This inherent knowledge enables PLACID to create more realistic layouts while preserving object identities. However, a critical challenge emerges: typical video training data rarely features isolated inanimate objects moving independently, making it unsuitable for our task. To overcome this limitation, we introduce a novel training data generation technique. Simply interpolating between an initial randomly assembled frame and a ground truth final frame in a naive way is insufficient, as it lacks temporal coherence and would negate the temporal priors of videos that we aim to exploit. Instead, PLACID synthesizes short videos where objects follow smooth, physically plausible trajectories from initial random locations to desired final positions, aligned with provided text input. This temporal scaffold helps preserve object identity during movement, prevents object erasure or duplication, and provides a dynamic progression chain that regularizes the generation process. The last frame of this synthetic video becomes the desired composite image, as shown in Fig. 1. By generating appropriate training data featuring objects moving independently in a physically plausible manner, we enable PLACID to effectively leverage the temporal priors of video models while adapting to the specific requirements of object compositing and adhering to text-based instructions.

In summary, our contributions are as follows:

(i) A Novel Model for Ready-To-Use Multi-Object Compositing. We introduce PLACID, a text- and image-guided model designed primarily for high-fidelity, multi-object compositing with fine-grained background and color preservation. While optimized for compositing objects on given backgrounds, PLACID is versatile: it can add, rearrange, or replace objects in existing images, incorporate text-described elements, and generate text-aligned scenes.

(ii) Training Data Generation Pipeline. We design a synthetic data pipeline to produce short videos where objects move in a linear trajectory from random initial positions to final composite layouts. This approach aligns with the pre-trained video model’s temporal priors, enabling us to leverage its capabilities for multi-object compositing scenarios.

(iii) Comprehensive Evaluation. We conduct extensive quantitative and qualitative analyses to demonstrate our model’s effectiveness in addressing key challenges: identity preservation, color accuracy, text alignment, and compositional quality. These experiments reveal our model’s superiority over state-of-the-art approaches in preserving object identities, background details, and fine-grained colors, while ensuring coherent composite results.

2. Related Work

Generative Object Compositing. Object compositing is a crucial task in many editing and content creation pipelines, aiming to seamlessly insert one or more foreground objects into a background scene. Traditionally approached via harmonization [11, 17] and blending techniques [32, 56], current approaches predominantly adapt text-to-image (T2I) diffusion models for this task. Methods like [40, 51] successfully adapt to the task using CLIP-based adapters but struggle with identity preservation. More recent models, such as AnyDoor [7] and IMPRINT [41], achieve improved identity preservation without compromising natural object integration into the background. However, these models typically accept only one object as input and require a bounding box or mask to specify the desired object location. [4] proposed the first object compositing model capable of inserting an object without a location cue, but it doesn’t support multiple objects or textual input for guiding the generation. Conversely, [43] allows users to simultaneously composite multiple objects with text guidance but requires additional bounding box inputs. Thus, none of these models can be directly used with our same set of inputs: multiple objects, a background image, and a descriptive caption.

Subject-Driven Generation. Subject-driven models generate new images integrating specific subjects based on visual examples. Early approaches like DreamBooth [37], CustomDiffusion [21], and Textual Inversion [10] pioneered personalized text-to-image generation through fine-tuning, but lacked scalability. Subsequent methods like [6, 39] improved efficiency with real-time subject incorporation.

BLIP-Diffusion [23] and IP-Adapter [52] introduced zero-shot techniques, though they struggled with text alignment and multi-subject guidance. Recent advancements include MS-Diffusion [45] with improved multi-subject conditioning by focusing on regrounding and cross-attention, and UNO [49], offering improved quality via curated data. OmniGen [50] leverages multi-task training data for improving generation, and DSD [3] leverages video priors for better identity preservation. Despite progress, challenges persist in maintaining consistent subject appearance across multiple objects and balancing identity preservation with text alignment. When a background scene is provided, it is generally processed similarly to object references, resulting in semantically consistent but detail-altered scenes, which complicates its use for the task of object compositing.

Image Editing Models. The emergence of instruction-based methods [2, 12, 57] advanced usability by enabling direct natural-language editing without per-image fine-tuning. Recent models such as Qwen Image Edit [47] and NanoBanana [9] improve user control and editing fidelity, enabling fine-grained and consistent language-guided edits. VACE [18] extends the paradigm to video, accepting text, images, masks, and control signals to support reference-to-video and masked editing workflows. Some recent works [24, 48, 54] leverage I2V models for image editing, focusing on single-object or style edits. In contrast, PLACID exploits video priors for multi-object compositing with consistent color-based or photorealistic backgrounds.

3. Methodology

Inspired by video models’ strong priors on identity preservation, object interactions, and reposing, we propose adapting a pre-trained text-guided I2V model [44] for multi-object compositing. The pipeline and architecture are detailed in Sec. 3.1, followed by the training strategy in Sec. 3.2, and training data curation process in Sec. 3.3.

3.1. Model Architecture

To generate a composite image showcasing N object, our framework accepts three user-provided inputs: (i) an optional background image B ; (ii) an unsegmented photograph I_i for each item $i \in 1..N$; and (iii) a free-form caption c that optionally describes the desired output, including layout, lighting, props, or any additional detail. Initially, the N object images are placed at random positions on the background B (or on a white canvas when no background image is supplied), producing a naive composite that we denote F_1 . The core of our system then synthesises a K -frame video $V = \{F_1, \dots, F_K\}$ that smoothly transforms F_1 into a polished multi-object scene F_K as described in c . If no background scene B is provided, the white canvas in F_1 progressively fades into the final scene described in c . The last frame F_K serves as the final composite image.

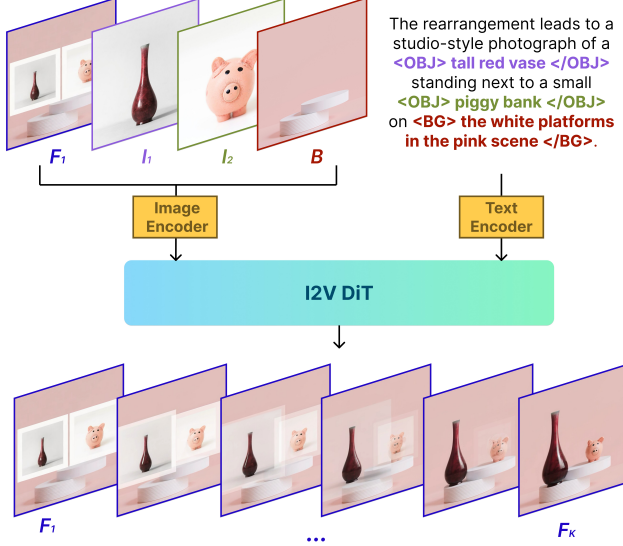


Figure 3. Model Architecture. Our model conditions a DiT video model on images and text. The visual inputs, encoded via [34], include: (i) first frame F_1 (a random assembly of unprocessed object images), (ii) individual object images $I_{1..N}$, and (iii) an optional background B . A caption c describing the desired composition is encoded via [35]. Image and text encodings are fed to the DiT through separate cross-attention mechanisms. The model flexibly handles varying numbers of objects, with or without B .

As illustrated in Fig. 3, our architecture builds upon an image-to-video diffusion transformer (DiT) [44] with text guidance. The original DiT conditions the generation on two inputs via separate cross-attention modules: (i) the first frame and (ii) a caption. We introduce two key modifications to adapt this pipeline for multi-object compositing.

(i) High-Resolution Object-Image Conditioning. In the original DiT only down-sampled object images in F_1 are fed to the model, which can inevitably discard their fine details or lead to identities entanglement. We therefore alter the visual guidance of the model by concatenating the original, full-resolution object images $I_{1..N}$ to the naive composite F_1 . We also concatenate the full background image B , if provided, to preserve details potentially occluded by object images in F_1 . These images are individually encoded via CLIP [34], adapted as in [44] and fed via cross-attention to condition video generation. This enhanced visual guidance helps preserve background details throughout the diffusion process and prevents blurring or mixing of object details that occurs when using only the F_1 composite as guidance.

(ii) Object-Aware Textual Tokens. To unambiguously reference each object and the background in the caption, we introduce four special tokens: $\langle OBJ \rangle$, $\langle /OBJ \rangle$, $\langle BG \rangle$, $\langle /BG \rangle$. These tokens delimit descriptions of specific objects and the overall background, matching the order of provided images. During textual conditioning cross-

attention, these tokens guide the association of each enclosed fragment with its corresponding visual information, while remaining descriptions complete the image.

3.2. Training Strategy

The pretrained I2V DiT architecture [44] inherently accepts our additional textual and visual conditioning inputs. Thus, we fine-tune the base architecture using a lightweight LoRA adapter [15], which learns to fuse the high-fidelity visual cues with object-specific textual tokens without overwriting original weights. The training is done by using Flow Matching [25] and minimizing the following loss function:

$$\mathcal{L} = \mathbb{E}_{V_0, V, I_c, c, t} \|u(x_t, I_c, c, t; \theta) - w_t\|^2, \quad (1)$$

where $V_0 \sim \mathcal{N}(0, 1)$ is random noise, $t \in [0, 1]$ is a sampled timestep, $V_t = tV + (1 - t)V_0$ is the noisy input obtained by linearly interpolating the noise V_0 with the ground-truth video V , θ are the model weights, and $u(x_t, I_c, c, t; \theta)$ denotes the output velocity predicted by the model, guided by the visual inputs $I_c = [F_1, I_1, \dots, I_N]$, and textual input c . The model is designed to predict the velocity $w_t = \frac{dV_t}{dt} = V_t - V_0$.

As detailed in Sec. 3.3, our curated training data uses synthetic trajectories to ensure temporal and spatial consistency of objects, making all frames (initial, intermediate, and final) meaningful. Consequently, the loss targets the entire video. However, for the subset of data where meaningful intermediate frames can't be guaranteed (Sec. 3.3 (ii)), only the last frame is used in loss computation.

3.3. Training Data Generation

Our I2V model generates smooth transitions, transforming a naive composition of randomly scattered, unsegmented object images on an optional background into a natural-looking, seamless multi-object scene, guided by text. The final frame serves as the desired multi-object composite. Training requires paired examples containing: (i) Object images $I_{1..N}$, (ii) Optional background B , (iii) Ground-truth multi-object scene F_K , (iv) Video animating items from initial to final positions $V = F_1 \dots F_K$, (v) Caption c describing target composition and required transformations.

Existing video datasets [5, 16, 28, 33, 46, 58], including object-focused ones [55], predominantly feature either objects in dynamic scenes with human interaction or naturally moving items (*e.g.*, vehicles, animated toys). However, they rarely show inanimate objects moving independently, as they don't exhibit autonomous motion in real-world scenarios. These datasets are thus unsuitable for our task, which often involves static, inanimate objects. To address this challenge, we propose a novel approach to synthesize the required training video data from still images showcasing multiple objects. Given a target image with multiple objects F_K and an initial naive composition F_1 ,




Figure 4. Training Data Generation. **Top:** Naive way of generating training video data, by simply interpolating the first and last frame. **Bottom:** Proposed method of generating motion-based temporal consistent video data, in which objects follow synthetic trajectories from initial to final position. Final frame from [14].

the simplest approach to generate the required video animation would be progressive interpolation between initial and final frames (Fig. 4 top). However, this produces intermediate frames with half-faded objects in both positions, lacking motion consistency and obscuring object correspondence. Such data would negate the benefits of using a video model, including priors on identity consistency and prevention of arbitrary object appearance or disappearance. Instead, we propose animations that move objects from initial to final positions using linear synthetic trajectories (Fig. 4 bottom). This method maintains temporal and spatial consistency, maximizing video model advantages and discouraging identity changes, as well as object mixing, dropping, or duplication. We obtain data from the following three modalities, with more details provided in SupMat.

(i) Professional Multi-Object Images. We utilize two sources of professional photography: (a) In-the-Wild Images and (b) Manual Designs. **(a) In-the-Wild Images:** We process ‘Product Photography’ and ‘Flat Lay’ images from Unsplash [14] with their captions. Using GroundingDINO [26] and SAM [20] as in [36], we identify, filter and refine object detections. We alternate between inpainting [53] a clean background scene and randomly generating a new one. Segmented objects are pasted onto white boxes, emulating test-time object images, and scattered on the background or a white canvas to create F_1 . Objects follow synthetic trajectories to their final position in F_K , white boxes fade out, and the scene is completed (Fig. 4 (bottom)). **(b) Manual Designs:** To address limitations of in-the-wild images (occluded, incomplete objects), we ask designers to curate ~ 400 compositions of 2-5 objects from separate high-resolution images. We use the same pipeline to construct

F_1 and synthesize the video. Captions combine template prompts with object and background descriptions generated by [1]. However, neither source offers drastic reposing or relighting of objects, and descriptive captions lack diversity.

(ii) Subject-Driven Generation Paired Dataset. To enable more diverse text descriptions, allow object reposing, and ensure more natural and realistic scenes, we use a filtered subset of the Subject-200k dataset [42]. Each pair includes a white-background object image (F_1) and the same item in context (F_K), with a descriptive caption. We filter pairs using GroundingDINO [26], with high-confidence bounding boxes ensuring consistent object identity. For significant reposes, we interpolate the object throughout the K-frame video and adapt the training objective (Sec. 3.2) to focus solely on the last frame for this data source. This approach enhances our model’s ability to maintain text alignment and generate contextually appropriate object placements.

(iii) Synthetic Side-by-side Compositions. To enhance our model’s ability to cohesively relight and rescale objects, we create a set of animations placing two objects side-by-side in the final frame. Inspired by [8], we gather 14k synthetic 3D renders of objects with known dimensions. For F_K , we apply consistent lighting, cluster all objects into three size groups using K-Means [27], select pairs from the same group, and place them side-by-side, scaled relative to their real-world dimensions on a random background. For F_1 , we scatter randomly relighted images of the same objects on the background. The K-frame video animates objects from initial to final positions with progressive relighting and transformation following synthetic trajectories. Captions combine templates with object descriptions generated via [1].

The three data types above yield about 50K diverse, annotated (background, object images, target composition, transition video, caption) tuples, enabling our model to transform naive composites into high-fidelity, caption-driven displays. We enhance this data with various augmentations: **(a) Object Augmentations.** During training, objects are randomly rescaled, rotated, and warped to discourage direct copying. **(b) Background Augmentations.** We alternate using lifestyle images, plain RGB colors, and generated backgrounds with simple primitives, improving adaptability to various background types. **(c) Caption Augmentations.** To enhance text alignment and improve robustness to caption diversity, we introduce object replacement and alternately treat some objects as part of the background or as design elements. These augmentations extend the model’s usability, adaptability, visual quality, and diversity. More augmentation details can be found in SupMat.

4. Experiments

Evaluation Dataset. Our model is specifically engineered to generate ready-to-use images showcasing multiple objects. To assess its performance, we combine product im-

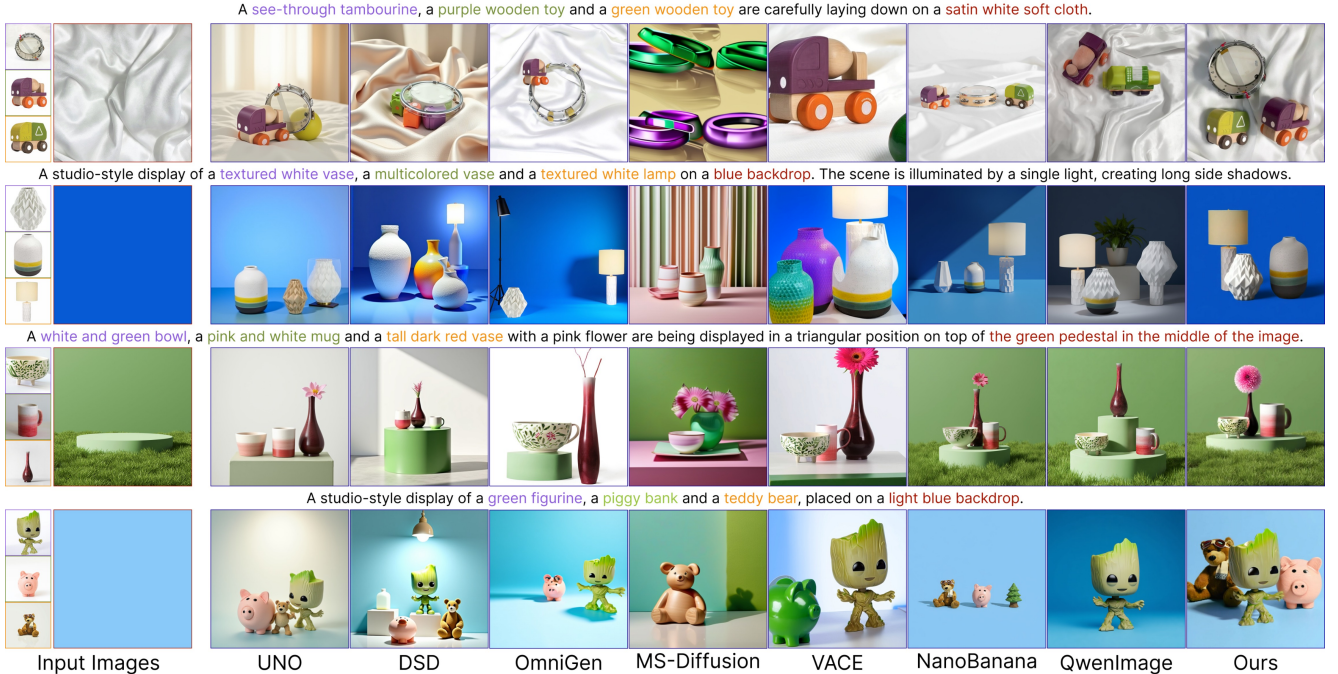


Figure 5. Comparison to State of the Art. We compare our multi-object compositing model to VACE [18], UNO [49], DSD [3], OmniGen [50], MS-Diffusion [45], NanoBanana [9] and Qwen-Image-Edit [47].

ages from the Amazon Berkeley Objects Dataset (ABO) [8] with objects from DreamBench++ [31], ensuring a mix of diverse items and objects with challenging identities. We randomly group these into 122 sets of 1-7 objects, pairing each set with either a plain-color canvas or an image from Unsplash [14] as background. Captions are generated in various styles and lengths, with some deliberately describing additional design elements or layouts to rigorously test text-to-image alignment. This evaluation protocol creates a realistic benchmark reflecting the challenges of real-world multi-object image generation, incorporating varying image resolutions, different levels of text control, and diverse background types. More details in SupMat.

Evaluation Metrics. To comprehensively evaluate our model and compare it with other works, we employ a range of metrics addressing five key aspects: (i) identity preservation, (ii) background preservation, (iii) text alignment, (iv) color fidelity, and (v) image quality and coherence. First, we use GroundingDINO [26] to detect each object mentioned in the provided text caption. Objects not detected are considered ‘missing’, and we report the percentage of missing objects over the total expected objects (**Missing**) as an evaluation metric. For assessing identity preservation, when objects are successfully detected, we crop their images and compare them to the reference images using CLIP-Score [13] (**CLIP-I**) and DINO-Score [30] (**DINO**). For scenes with multiple objects, we average these scores across all objects. We assess text alignment using CLIP-Score between

generated image and provided caption (**CLIP-T**). For cases requiring specific background colors, we quantify color fidelity using the average Chamfer Distance (**Chamfer**) between segmented background and provided color. For the remaining background scenes, their preservation is evaluated by segmenting the background and computing Mean Squared Error (**MSE-BG**). Both background metrics are normalized by number of pixels in segmented background.

Recognizing that quantitative metrics often miss nuanced aspects of image quality and coherence (e.g., identity preservation scores can be maximized by copy-pasting reference images, yielding incoherent scenes), we complement our evaluation with two user studies assessing (i) *identity preservation* across composited objects, and (ii) *overall composition quality*, including scene coherence and seamless integration. In each study, users compare our model’s output with others side by side and indicate a preference or select neutral if the quality is similar. By combining quantitative metrics and user studies, we provide a comprehensive evaluation addressing both objective measures and subjective human perception in image generation.

Training/Testing Details. PLACID is trained end-to-end on 8 H100 GPUs using Adam optimizer with a learning rate of 2×10^{-5} for 119k iterations. We use 9-frame sequences for training ($K = 9$), balancing object trajectory understanding with computational efficiency, while allowing longer sequences at test time. For evaluation, we generate 33-frame videos. Object images are randomly scattered

Method	CLIP-I \uparrow	DINO \uparrow	CLIP-T \uparrow	MSE-BG \downarrow	Chamfer \downarrow	Missing \downarrow
<i>Multi-Subject Guided Image Generation</i>						
UNO	0.696	0.450	0.346	0.062	14.733	0.099
DSD	0.650	0.362	0.347	0.083	11.886	0.102
OmniGen	0.724	0.478	0.337	0.119	15.120	0.128
MS-Diffusion	0.574	0.245	0.314	0.166	16.322	0.071
<i>Image and Video Editing Models</i>						
VACE	0.689	0.439	0.343	0.096	9.948	0.096
NanoBanana	0.662	0.390	0.344	0.029	13.146	0.138
Qwen	0.625	0.308	0.317	0.097	49.317	0.115
Ours	0.705	0.440	0.336	0.019	4.641	0.044

Table 1. Quantitative comparison to SOTA Models. Metrics: *Missing* (percentage of objects missing in generated output), *CLIP-I* and *DINO* (object identity preservation), *CLIP-T* (text alignment), *Chamfer* (background color fidelity), and *MSE-BG* (photorealistic background faithfulness).

to form F_1 during both training and evaluation. The effect of varying F_1 and number of frames is explored in SupMat.

4.1. Comparison to State of the Art

PLACID is designed for multi-object compositing. While several state-of-the-art methods focus only on object compositing, they are limited by single-object operation [4, 41], require explicit bounding boxes [7, 40, 51], or lack of open-source code [43]. We compare PLACID to a new generation of multi-purpose models that handle the same inputs: (i) multiple object images, (ii) a background image, and (iii) a text prompt. These include models for multi-subject guided image generation (UNO [49], DSD [3], OmniGen [50], MS-Diffusion [45]) and image/video editing (VACE [18], NanoBanana [9], Qwen Image Edit 2509 [47]).

As reported in Tab. 1 and Fig. 5, PLACID outperforms existing approaches across multiple metrics. It significantly improves color preservation and background fidelity, evidenced by reduced Chamfer Distance and background MSE scores. PLACID maintains background colors while incorporating shadows and lighting gradients (Fig. 5 rows 2, 4, Fig. 1 top-left), and preserves photorealistic backgrounds without altering camera angles (Fig. 5 rows 1, 3). The temporal coherence in our motion-based training data and the use of a video model result in fewer missing objects. Text alignment is comparable to state-of-the-art models, but PLACID prioritizes visual over strict text alignment when ambiguous (e.g., ‘green figurine’ in Fig. 5 last row). PLACID optimizes for object identity preservation while creating natural, appealing compositions. This approach may result in slight object overlaps or reposing, with required new view synthesis. While it ensures visual coherence, it might yield lower CLIP-I or DINO scores than other models. To capture the nuanced balance between identity preservation and compositional quality and coherence, we rely on user studies that complement quantitative metrics, providing a more comprehensive evaluation.

User Studies. We conduct two user studies showing a total of 1265 side-by-side comparisons of our model and each of

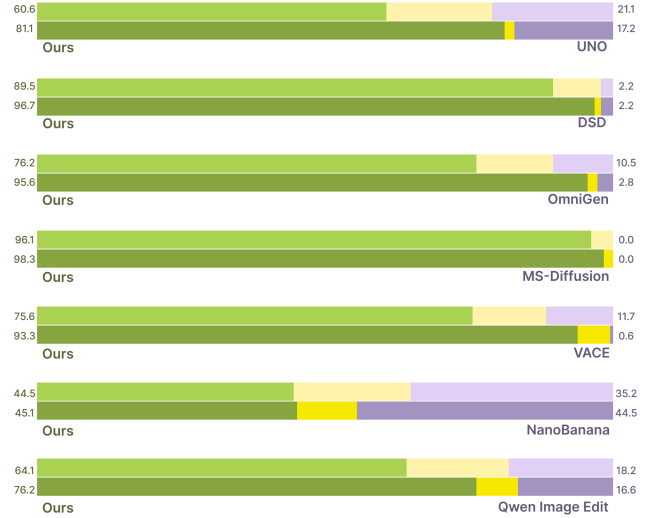


Figure 6. User study comparing PLACID with SOTA models. Two user studies evaluate (i) identity preservation and (ii) overall visual preference. **Top:** Identity Preservation Preference. Light green: users preferred our model; light purple: users preferred the compared work; light yellow: no preference. **Bottom:** Overall Preference. Dark green: users preferred our model; dark purple: users preferred the compared work; dark yellow: no preference.

the other works to eight external users. Each user is asked to choose their preferred option in terms of identity preservation and overall quality, with an option to stay neutral. As shown in Fig. 6, our method significantly outperformed all open-source alternatives in both studies. Although the margin against the closed-source NanoBanana was smaller, our method still achieved a slight advantage in user preference.

4.2. Ablation Studies

Training Strategy. Ablation studies on our training pipeline are shown in Tab. 2 (top), starting with the base model [44]. The base model, when applied directly, struggles with our task due to distribution mismatch, minimally transforming objects while overly altering backgrounds. Fine-tuning on our data improves background and color preservation, but identity preservation remains challenging. Adding background and object images as extra inputs enhances identity preservation and reduces Chamfer Distance, but text and identity alignment remain suboptimal. Introducing tokens relating text to images improves performance across most metrics. Finally, using only last frame for loss computation with Subject-200k data reduces training noise, resulting in fewer omitted objects, improved text alignment and better photorealistic background preservation.

Training Data. The bottom part of Tab. 2 presents ablation studies on different sources of training data. In-the-Wild data helps create complete scenes with well-preserved backgrounds and identities, but leads to copy-pasting behavior and limited text alignment. The professionally cre-

Method	CLIP-I \uparrow	DINO \uparrow	CLIP-T \uparrow	MSE-BG \downarrow	Chamfer \downarrow	Missing \downarrow
<i>Pipeline and Training Ablation</i>						
Wan 2.1	0.711	0.446	0.333	0.047	7.746	0.048
+ {FT}	0.691	0.415	0.331	0.042	5.754	0.045
+ {FT, I_c }	0.698	0.440	0.329	0.040	4.138	0.042
+ {FT, I_c , TOK}	0.703	0.447	0.331	0.033	4.555	0.051
Ours	0.705	0.440	0.336	0.019	4.641	0.044
<i>Training Data Sources Ablation</i>						
In-the-Wild	0.721	0.465	0.330	0.023	4.865	0.058
Manual Data	0.693	0.432	0.332	0.042	4.358	0.054
Subject-200k	0.683	0.373	0.343	0.129	9.882	0.048
Side-by-side	0.691	0.421	0.327	0.032	3.609	0.045
All Sources	0.705	0.440	0.336	0.019	4.641	0.044

Table 2. Quantitative comparison of ablated models. **Top:** Ablation on pipeline and training steps. (i) base model, (ii) finetuning on our data, (iii) conditioning on reference objects and background images, (iv) adding special grounding tokens, (v) adapting loss into final model. **Bottom:** Ablation on training data sources. (i) Professional In-the-Wild Images from Unsplash [14], (ii) Professional Manual Designs, (iii) Pairs from Subject-200k [6], (iv) Synthetic Side-by-side Compositions, (v) All sources combined.

ated manual set and side-by-side compositions provide improved fine-grained color preservation, but struggle with preserving photorealistic background scenes. Training on Subject-200k [6], designed for subject-driven image generation, results in excellent text-image alignment, though at the cost of specific background and identity preservation. By combining all these sources, our model leverages their complementary benefits, achieving the desired balance between text alignment, background retention, and identity preservation. Visual comparison provided in SupMat.

4.3. Emerging Capabilities

While PLACID is trained for text-guided multi-object compositing, it exhibits several emerging capabilities:

(i) Creative Composite Layouts. As shown in Fig. 1 (bottom), PLACID can automatically arrange objects in plausible scenes without explicit layout guidance, extrapolating unspecified attributes like lighting and sizing. This capability streamlines multi-object compositing and inspires novel layouts, enhancing its value in creative applications.

(ii) Multi-Entity Subject-Driven Image Generation. Our model can follow text input to create photorealistic scenes (Fig. 7A-left) even without providing a background image. It can also generate interacting elements (Fig. 7A-middle).

(iii) Virtual Try-On. PLACID’s ability to integrate new objects into existing scenes enables applications such as virtual clothing try-on, as demonstrated in Fig. 7A-right.

(iv) Image Editing. PLACID’s versatility extends to image editing, leveraging text guidance, identity preservation, and fine-grained color control (Fig. 7B). Users can apply edits across these modalities, sequentially or simultaneously, enabling tasks from simple color adjustments to complex compositional changes while maintaining image integrity.

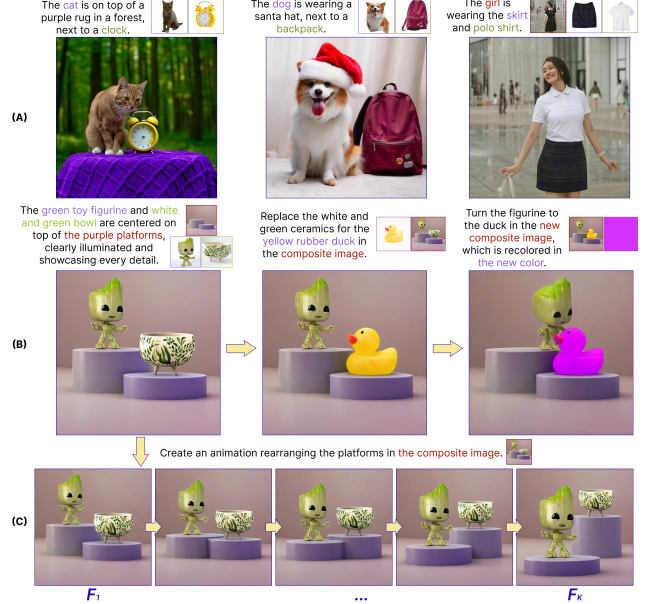


Figure 7. Emerging Capabilities. **A:** Text-guided generation with or without background, including interactive object addition (e.g., try-on). **B:** Image editing via text (replacement, rearrangement), object compositing, or color specification. **C:** Utilization of entire generated animation as output, beyond just the final frame.

(v) Video Generation. A key advantage of our video-based approach is the possibility of using the entire output sequence, instead of the final frame. As seen in Fig. 7C, PLACID can produce short, consistent videos for edits or scene completions, usable as animated creative content.

4.4. Limitations

Although our method is optimized for preserving all distinct identities in the scene, achieving a natural and seamless composite image often requires reposing one or multiple objects. While minor reposing can be done without synthesizing a novel view, more significant repositioning necessitates completing hidden parts of the object. This completion, while plausible, might not be entirely consistent with the object in real life. To address this limitation in future work, the model could be augmented to accept multiple images of each object, providing more comprehensive information for accurate object reconstruction and reposing.

5. Conclusions

In this paper, we introduce PLACID, a novel approach for multi-object compositing that excels in identity preservation, background consistency and fine-grained color control. Leveraging video-based priors and a carefully curated dataset, our model combines multiple objects in a scene with text guidance, offering versatility in its applications. PLACID’s capabilities extend to image refinement and video generation, providing an efficient solution for high-quality compositing without extensive manual input.

References

- [1] Shuai Bai, Keqin Chen, Xuejing Liu, Jialin Wang, Wenbin Ge, Sibao Song, Kai Dang, Peng Wang, Shijie Wang, Jun Tang, et al. Qwen2. 5-vl technical report. *arXiv preprint arXiv:2502.13923*, 2025. 5, 4
- [2] Tim Brooks, Aleksander Holynski, and Alexei A Efros. Instructpix2pix: Learning to follow image editing instructions. In *CVPR*, 2023. 3
- [3] Shengqu Cai, Eric Ryan Chan, Yunzhi Zhang, Leonidas Guibas, Jiajun Wu, and Gordon Wetzstein. Diffusion self-distillation for zero-shot customized image generation. In *CVPR*, 2025. 3, 6, 7
- [4] Gemma Canet Tarrés, Zhe Lin, Zhifei Zhang, Jianming Zhang, Yizhi Song, Dan Ruta, Andrew Gilbert, John Collopy, and Soo Ye Kim. Thinking outside the bbox: Unconstrained generative object compositing. In *ECCV*, 2024. 3, 7
- [5] Tsai-Shien Chen, Aliaksandr Siarohin, Willi Menapace, Ekaterina Deyneka, Hsiang-wei Chao, Byung Eun Jeon, Yuwei Fang, Hsin-Ying Lee, Jian Ren, Ming-Hsuan Yang, et al. Panda-70m: Captioning 70m videos with multiple cross-modality teachers. In *CVPR*, 2024. 4
- [6] Wenhui Chen, Hexiang Hu, Yandong Li, Nataniel Ruiz, Xuhui Jia, Ming-Wei Chang, and William W Cohen. Subject-driven text-to-image generation via apprenticeship learning. *NeurIPS*, 2023. 3, 8, 1, 5, 6
- [7] Xi Chen, Lianghua Huang, Yu Liu, Yujun Shen, Deli Zhao, and Hengshuang Zhao. Anydoor: Zero-shot object-level image customization. In *CVPR*, 2024. 3, 7
- [8] Jasmine Collins, Shubham Goel, Kenan Deng, Achleshwar Luthra, Leon Xu, Erhan Gundogdu, Xi Zhang, Tomas F Yago Vicente, Thomas Dideriksen, Himanshu Arora, et al. Abo: Dataset and benchmarks for real-world 3d object understanding. In *CVPR*, 2022. 5, 6, 7
- [9] Gheorghe Comanici, Eric Bieber, Mike Schaekermann, Ice Pasupat, Naveen Sachdeva, Inderjit Dhillon, Marcel Blstein, Ori Ram, Dan Zhang, Evan Rosen, et al. Gemini 2.5: Pushing the frontier with advanced reasoning, multimodality, long context, and next generation agentic capabilities. *arXiv preprint arXiv:2507.06261*, 2025. 2, 3, 6, 7
- [10] Rinon Gal, Yuval Alaluf, Yuval Atzmon, Or Patashnik, Amit H Bermano, Gal Chechik, and Daniel Cohen-Or. An image is worth one word: Personalizing text-to-image generation using textual inversion. *arXiv preprint arXiv:2208.01618*, 2022. 3
- [11] Julian Jorge Andrade Guerreiro, Mitsuru Nakazawa, and Björn Stenger. Pct-net: Full resolution image harmonization using pixel-wise color transformations. In *CVPR*, 2023. 3
- [12] Amir Hertz, Ron Mokady, Jay Tenenbaum, Kfir Aberman, Yael Pritch, and Daniel Cohen-Or. Prompt-to-prompt image editing with cross attention control. *arXiv preprint arXiv:2208.01626*, 2022. 3
- [13] Jack Hessel, Ari Holtzman, Maxwell Forbes, Ronan Le Bras, and Yejin Choi. CLIPScore: a reference-free evaluation metric for image captioning. In *EMNLP*, 2021. 6
- [14] <https://unsplash.com/>. 5, 6, 8, 1, 3, 7
- [15] Edward J Hu, Yelong Shen, Phillip Wallis, Zeyuan Allen-Zhu, Yuanzhi Li, Shean Wang, Lu Wang, Weizhu Chen, et al. Lora: Low-rank adaptation of large language models. *ICLR*, 2022. 4
- [16] Jiahao Hu, Tianxiong Zhong, Xuebo Wang, Boyuan Jiang, Xingye Tian, Fei Yang, Pengfei Wan, and Di Zhang. Vivid-10m: A dataset and baseline for versatile and interactive video local editing. *arXiv preprint arXiv:2411.15260*, 2024. 4
- [17] Yifan Jiang, He Zhang, Jianming Zhang, Yilin Wang, Zhe Lin, Kalyan Sunkavalli, Simon Chen, Sohrab Amirghodsi, Sarah Kong, and Zhangyang Wang. Ssh: A self-supervised framework for image harmonization. In *ICCV*, 2021. 3
- [18] Zeyinzi Jiang, Zhen Han, Chaojie Mao, Jingfeng Zhang, Yulin Pan, and Yu Liu. Vace: All-in-one video creation and editing. *arXiv preprint arXiv:2503.07598*, 2025. 3, 6, 7
- [19] Xuan Ju, Tianyu Wang, Yuqian Zhou, He Zhang, Qing Liu, Nanxuan Zhao, Zhifei Zhang, Yijun Li, Yuanhao Cai, Shaoteng Liu, et al. Editverse: Unifying image and video editing and generation with in-context learning. *arXiv preprint arXiv:2509.20360*, 2025. 2
- [20] Alexander Kirillov, Eric Mintun, Nikhila Ravi, Hanzi Mao, Chloe Rolland, Laura Gustafson, Tete Xiao, Spencer Whitehead, Alexander C Berg, Wan-Yen Lo, et al. Segment anything. In *ICCV*, 2023. 5, 3
- [21] Nupur Kumari, Bingliang Zhang, Richard Zhang, Eli Shechtman, and Jun-Yan Zhu. Multi-concept customization of text-to-image diffusion. In *CVPR*, 2023. 3
- [22] Black Forest Labs, Stephen Batifol, Andreas Blattmann, Frederic Boesel, Saksham Consul, Cyril Diagne, Tim Dockhorn, Jack English, Zion English, Patrick Esser, et al. Flux. 1 kontext: Flow matching for in-context image generation and editing in latent space. *arXiv preprint arXiv:2506.15742*, 2025. 2
- [23] Dongxu Li, Junnan Li, and Steven Hoi. Blip-diffusion: Pre-trained subject representation for controllable text-to-image generation and editing. *NeurIPS*, 2023. 3
- [24] Yijing Lin, Mengqi Huang, Shuhan Zhuang, and Zhendong Mao. Realgeneral: Unifying visual generation via temporal in-context learning with video models. In *ICCV*, 2025. 3
- [25] Yaron Lipman, Ricky T. Q. Chen, Heli Ben-Hamu, Maximilian Nickel, and Matthew Le. Flow matching for generative modeling. In *ICLR*, 2023. 4
- [26] Shilong Liu, Zhaoyang Zeng, Tianhe Ren, Feng Li, Hao Zhang, Jie Yang, Qing Jiang, Chunyuan Li, Jianwei Yang, Hang Su, et al. Grounding dino: Marrying dino with grounded pre-training for open-set object detection. In *ECCV*, 2024. 5, 6, 3, 4
- [27] James B McQueen. Some methods of classification and analysis of multivariate observations. In *Proc. of 5th Berkeley Symposium on Math. Stat. and Prob.*, 1967. 5
- [28] Kepan Nan, Rui Xie, Penghao Zhou, Tiehan Fan, Zhenheng Yang, Zhijie Chen, Xiang Li, Jian Yang, and Ying Tai. Openvid-1m: A large-scale high-quality dataset for text-to-video generation. In *ICLR*, 2025. 4
- [29] OpenAI. gpt-oss-120b & gpt-oss-20b model card, 2025. 7

- [30] Maxime Oquab, Timothée Darcet, Théo Moutakanni, Huy Vo, Marc Szafraniec, Vasil Khalidov, Pierre Fernandez, Daniel Haziza, Francisco Massa, Alaaeldin El-Nouby, et al. Dinov2: Learning robust visual features without supervision. *TMLR*, 2024. 6
- [31] Yang Peng, Yuxin Cui, Haomiao Tang, Zekun Qi, Runpei Dong, Jing Bai, Chunrui Han, Zheng Ge, Xiangyu Zhang, and Shu-Tao Xia. Dreambench++: A human-aligned benchmark for personalized image generation. In *ICLR*, 2025. 6, 7
- [32] Patrick Pérez, Michel Gangnet, and Andrew Blake. Poisson image editing. In *Seminal Graphics Papers: Pushing the Boundaries, Volume 2*, pages 577–582. 2023. 3
- [33] Bosheng Qin, Juncheng Li, Siliang Tang, Tat-Seng Chua, and Yueting Zhuang. Instructvid2vid: Controllable video editing with natural language instructions. In *ICMR*, 2024. 4
- [34] Alec Radford, Jong Wook Kim, Chris Hallacy, Aditya Ramesh, Gabriel Goh, Sandhini Agarwal, Girish Sastry, Amanda Askell, Pamela Mishkin, Jack Clark, et al. Learning transferable visual models from natural language supervision. In *ICML*, 2021. 4
- [35] Colin Raffel, Noam Shazeer, Adam Roberts, Katherine Lee, Sharan Narang, Michael Matena, Yanqi Zhou, Wei Li, and Peter J Liu. Exploring the limits of transfer learning with a unified text-to-text transformer. *JMLR*, 2020. 4
- [36] Tianhe Ren, Shilong Liu, Ailing Zeng, Jing Lin, Kunchang Li, He Cao, Jiayu Chen, Xinyu Huang, Yukang Chen, Feng Yan, et al. Grounded sam: Assembling open-world models for diverse visual tasks. *arXiv preprint arXiv:2401.14159*, 2024. 5, 3
- [37] Nataniel Ruiz, Yuanzhen Li, Varun Jampani, Yael Pritch, Michael Rubinstein, and Kfir Aberman. Dreambooth: Fine tuning text-to-image diffusion models for subject-driven generation. In *CVPR*, 2023. 3
- [38] Team Seedream, Yunpeng Chen, Yu Gao, Lixue Gong, Meng Guo, Qiushan Guo, Zhiyao Guo, Xiaoxia Hou, Weilin Huang, Yixuan Huang, et al. Seedream 4.0: Toward next-generation multimodal image generation. *arXiv preprint arXiv:2509.20427*, 2025. 2
- [39] Jing Shi, Wei Xiong, Zhe Lin, and Hyun Joon Jung. Instant-booth: Personalized text-to-image generation without test-time finetuning. In *CVPR*, 2024. 3
- [40] Yizhi Song, Zhifei Zhang, Zhe Lin, Scott Cohen, Brian Price, Jianming Zhang, Soo Ye Kim, and Daniel Aliaga. Object-stitch: Object compositing with diffusion model. In *CVPR*, 2023. 3, 7
- [41] Yizhi Song, Zhifei Zhang, Zhe Lin, Scott Cohen, Brian Price, Jianming Zhang, Soo Ye Kim, He Zhang, Wei Xiong, and Daniel Aliaga. Imprint: Generative object compositing by learning identity-preserving representation. In *CVPR*, 2024. 3, 7
- [42] Zhenxiong Tan, Songhua Liu, Xingyi Yang, Qiaochu Xue, and Xinchao Wang. Ominicontrol: Minimal and universal control for diffusion transformer. In *ICCV*, 2025. 5, 4
- [43] Gemma Canet Tarrés, Zhe Lin, Zhifei Zhang, He Zhang, Andrew Gilbert, John Collomosse, and Soo Ye Kim. Multi-twine: Multi-object compositing with text and layout control. In *CVPR*, 2025. 3, 7
- [44] Ang Wang, Baole Ai, Bin Wen, Chaojie Mao, Chen-Wei Xie, Di Chen, Feiwu Yu, Haiming Zhao, Jianxiao Yang, Jianyuan Zeng, et al. Wan: Open and advanced large-scale video generative models. *CoRR*, 2025. 2, 3, 4, 7, 1
- [45] Xierui Wang, Siming Fu, Qihan Huang, Wanggui He, and Hao Jiang. Ms-diffusion: Multi-subject zero-shot image personalization with layout guidance. *arXiv preprint arXiv:2406.07209*, 2024. 3, 6, 7
- [46] Yi Wang, Yanan He, Yizhuo Li, Kunchang Li, Jiashuo Yu, Xin Ma, Xinhao Li, Guo Chen, Xinyuan Chen, Yaohui Wang, et al. Internvid: A large-scale video-text dataset for multimodal understanding and generation. In *ICLR*, 2025. 4
- [47] Chenfei Wu, Jiahao Li, Jingren Zhou, Junyang Lin, Kaiyuan Gao, Kun Yan, Sheng-ming Yin, Shuai Bai, Xiao Xu, Yilei Chen, et al. Qwen-image technical report. *arXiv preprint arXiv:2508.02324*, 2025. 3, 6, 7
- [48] Jay Zhangjie Wu, Xuanchi Ren, Tianchang Shen, Tianshi Cao, Kai He, Yifan Lu, Ruiyuan Gao, Enze Xie, Shiyi Lan, Jose M Alvarez, et al. Chronoedit: Towards temporal reasoning for image editing and world simulation. *arXiv preprint arXiv:2510.04290*, 2025. 3
- [49] Shaojin Wu, Mengqi Huang, Wenxu Wu, Yufeng Cheng, Fei Ding, and Qian He. Less-to-more generalization: Unlocking more controllability by in-context generation. *arXiv preprint arXiv:2504.02160*, 2025. 3, 6, 7
- [50] Shitao Xiao, Yueze Wang, Junjie Zhou, Huaying Yuan, Xingrun Xing, Ruiran Yan, Chaofan Li, Shuting Wang, Tiejun Huang, and Zheng Liu. Omnigen: Unified image generation. In *CVPR*, 2025. 3, 6, 7
- [51] Binxin Yang, Shuyang Gu, Bo Zhang, Ting Zhang, Xuejin Chen, Xiaoyan Sun, Dong Chen, and Fang Wen. Paint by example: Exemplar-based image editing with diffusion models. In *CVPR*, 2023. 3, 7
- [52] Hu Ye, Jun Zhang, Sibao Liu, Xiao Han, and Wei Yang. Ip-adapter: Text compatible image prompt adapter for text-to-image diffusion models. *arXiv preprint arXiv:2308.06721*, 2023. 3
- [53] Tao Yu, Runsen Feng, Ruoyu Feng, Jinming Liu, Xin Jin, Wenjun Zeng, and Zhibo Chen. Inpaint anything: Segment anything meets image inpainting. *arXiv preprint arXiv:2304.06790*, 2023. 5, 3
- [54] Xin Yu, Tianyu Wang, Soo Ye Kim, Paul Guerrero, Xi Chen, Qing Liu, Zhe Lin, and Xiaojuan Qi. Objectmover: Generative object movement with video prior. In *CVPR*, 2025. 3
- [55] Shenghai Yuan, Xianyi He, Yufan Deng, Yang Ye, Jinfa Huang, Bin Lin, Jiebo Luo, and Li Yuan. Opens2v-nexus: A detailed benchmark and million-scale dataset for subject-to-video generation. *arXiv preprint arXiv:2505.20292*, 2025. 4
- [56] He Zhang, Jianming Zhang, Federico Perazzi, Zhe Lin, and Vishal M Patel. Deep image compositing. In *WACV*, 2021. 3
- [57] Kai Zhang, Lingbo Mo, Wenhui Chen, Huan Sun, and Yu Su. Magicbrush: A manually annotated dataset for instruction-guided image editing. *NeurIPS*, 2023. 3
- [58] Bojia Zi, Penghui Ruan, Marco Chen, Xianbiao Qi, Shaozhe Hao, Shihao Zhao, Youze Huang, Bin Liang, Rong Xiao, and

Kam-Fai Wong. Se\~norita-2m: A high-quality instruction-based dataset for general video editing by video specialists. *arXiv preprint arXiv:2502.06734*, 2025. [4](#)

PLACID: Identity-Preserving Multi-Object Compositing via Video Diffusion with Synthetic Trajectories

Supplementary Material

This Supplementary Material provides complementary information and visuals on different aspects presented in the main paper. It includes additional visualizations of emerging capabilities (Sec. S.1) and ablation studies (Sec. S.2). Further experiments on video length and first frame initialization are presented in Sec. S.3. Expanded information on training data and the evaluation set are detailed in Sec. S.4 and Sec. S.5, respectively. Comparisons with state of the art works are shown in Sec. S.6, while model limitations are discussed in Sec. S.7.

S.1. Emerging Capabilities

As explained in Sec. 4.3, our model’s capabilities extend beyond object compositing. By leveraging its ability to maintain background integrity, align with text instructions, and faithfully reproduce colors, it can perform text-based and color-based image editing, as demonstrated in Fig. S.1. Furthermore, when no background image is provided, the model can synthesize text-aligned backgrounds, as shown in Fig. S.2. It can even generate additional objects or props that interact with the main subjects, as illustrated in Fig. S.3.

S.2. Ablation Studies

(i) Training Strategy. We visualize the effects of each additive change in our training pipeline in Fig. S.4. The base model struggles with our task due to the significant difference between evaluation and training data. Finetuning on our entire training set improves results but still yields blurry, low-quality images with poor identity preservation. Conditioning on object and background images enhances object identity preservation and consistency, though text instruction adherence remains challenging (Fig. S.4 rows 1,3,4). Adding special text tokens for better text-visual input correlation improves text understanding and composite coherence. However, using noisy intermediate frames from Subject-200k [6] data leads to missing (Fig. S.4 row 2) and distorted objects (Fig. S.4 row 3). By using only the final frame from Subject-200k for training supervision in our final model, we reduce this noise, resulting in improved text-image alignment, more natural and complete scenes, and better fine-grained preservation of objects and backgrounds.

(ii) Training Data. Fig. S.5 compares models trained on different data sources. In-the-Wild images from Unsplash [14] offer good photorealistic background preservation but tend towards copy-pasting, especially on plain backgrounds, and struggle with textual instructions and

reposing. Manually designed compositions provide appealing layouts on plain backgrounds but struggle with photorealistic backgrounds, object interactions, and text-image alignment. Subject-200k data greatly improves text alignment (Fig. S.5, row 2) but performs poorly in background preservation and retaining specific object details. Side-by-side compositions provide a stronger bias towards object relighting and relative scaling, but struggle with drastic reposing and integrating objects in photorealistic scenes (Fig. S.5, rows 3,4). Our final model effectively combines these complementary data sources, offering natural-looking scenes with coherently transformed and relighted objects, good text alignment, preserved object identities, and faithful background scenes, including fine-grained colors.

S.3. Additional Experiments

(i) Study on Number of Frames. We train our model on 9-frame videos, balancing the need for sufficient length to learn object animation along synthetic trajectories with efficient use of training resources. At inference time, the model can generate videos of varying lengths, with the last frame always serving as the target image. Tab. S.1 illustrates how different quantitative metrics change with video length, from 9 to 81 frames (the default in our base model [44]). Longer videos allow for greater transformations, improving text-image alignment but potentially compromising identity, background, and color fidelity. Conversely, shorter videos (9 or 17 frames) may not fully transition objects from initial random locations to the desired composition, resulting in lower text-image alignment. For our compositing experiments in the main paper and SupMat, we use 33 frames to achieve an optimal balance between identity preservation and text-image alignment. Notably, users can choose to adjust this trade-off by simply generating shorter or longer videos, providing flexibility in the model’s application.

(ii) Study on First Frame Initialization. As detailed in Sec. S.3 (i), our model’s use of fewer frames at inference time limits the extent to which objects can move from their initial to final positions. While this might seem restrictive, it actually provides an additional layer of control. Users can take advantage of this characteristic by manually choosing how to arrange objects on the background to create the first frame, rather than relying solely on text descriptions to specify the desired layout. Due to the short video length, objects tend to remain close to their initial positions and scale, as shown in Fig. S.6. This method is only effective

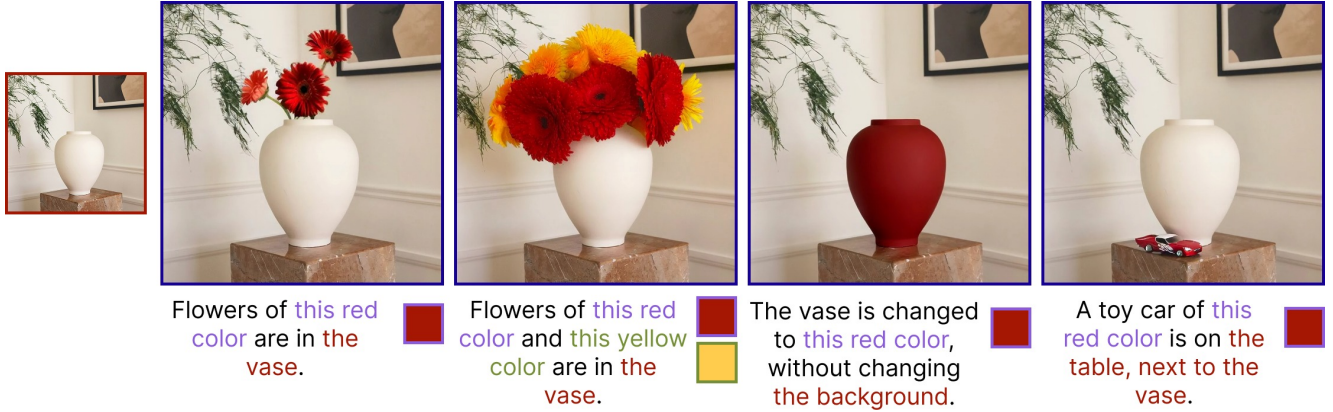


Figure S.1. Text- and Color-Guided Image Editing. Four edits are applied to a single background image using text and color instructions.




Figure S.2. Subject-Guided Image Generation. PLACID can generate images where objects are contextualized based on textual prompts.

when the text caption aligns with the initial object arrangement or when no caption is provided. However, it's important to note that if the caption specifies a different layout, these textual instructions will override the first frame initialization. This feature offers users a visual means of controlling object placement while still preserving the model's ability to respond to text prompts.

S.4. Training Data Generation

PLACID is trained on video data which depicts objects

following synthetic trajectories from initial random positions to form visually appealing, coherent layouts in the final frame. As detailed in Sec. 3.3, these videos are generated from three distinct image sources: (i) Professional Multi-Object Images, (ii) a Subject-Driven Generation Paired Dataset, and (iii) Synthetic Side-by-side Compositions. This section provides additional information and visualizations for each of these sources, along with more details on the augmentations applied to the training data.

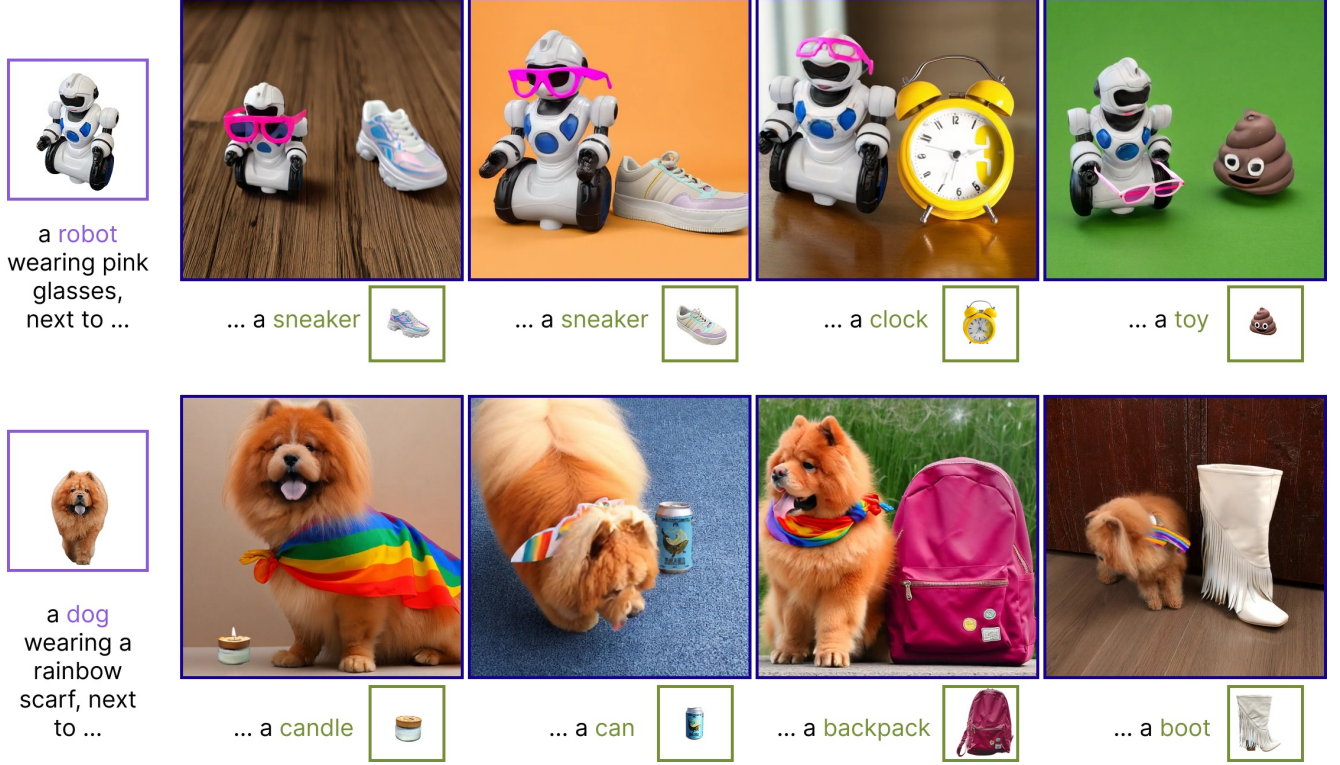


Figure S.3. Subject-Guided Generation with Text-Guided Interacting Objects. PLACID can generate background scenes and additional interacting objects (*e.g.*, glasses, scarves) based on textual prompts, incorporating them with the main subjects.

# Frames	CLIP-I \uparrow	DINO \uparrow	CLIP-T \uparrow	MSE-BG \downarrow	Chamfer \downarrow	Missing \downarrow
9	0.694	0.450	0.330	0.027	3.228	0.045
17	0.688	0.444	0.330	0.027	5.590	0.048
33	0.705	0.440	0.336	0.019	4.641	0.044
61	0.699	0.436	0.334	0.032	3.061	0.054
81	0.693	0.422	0.337	0.043	5.500	0.057

Table S.1. Impact of Video Length on Image Quality Metrics. This study examines the effect of varying the number of generated video frames on the quality of the final output image. We quantitatively evaluate: identity preservation (CLIP-I, DINO), text alignment (CLIP-T), background preservation (MSE-BG), color fidelity (Chamfer), and object omission rate (Missing).

S.4.1. Professional Multi-Object Images

(a) In-the-Wild Images: All 13,103 images labeled ‘Product Photography’, or ‘Flat Lay’ on Unsplash [14] are parsed together with their captions (*e.g.*, yellow box contents in Fig. S.7). For each image we first identify the relevant foreground objects by using the grounding pipeline of Grounding-DINO [26] together with SAM [20], as in [36]. The raw detections are then cleaned by (i) merging those with the same label, (ii) discarding duplicates with different labels, (iii) eliminating overlap by separating small objects largely interacting with larger ones (*e.g.*, pen and

notebook in Fig. S.7), and (iv) keeping only objects with mask-coverage between 0.5% and 80% of image area. Images that end up with no valid detections are dropped, and the remaining backgrounds are restored with the inpainting method of [53] on the union of all foreground objects, using a dilation of 50. Each retained object is extracted, randomly reordered, rescaled, and optionally warped with a mild perspective transform; it is then pasted onto a white box to emulate the unsegmented object image I_i . To build F_1 , the first frame of the training video, we scatter these boxed objects across an empty canvas. The canvas background can be (i) plain white, (ii) a randomly chosen background, or (iii) the inpainted original background. Finally, a short video is rendered as in Fig. S.7 (bottom): every object travels in a straight line at constant speed from its random start location to its target position in the professional composition, while simultaneously the white boxes fade out and, if a plain-white background was used initially, the true background fades in. The last frame of the video, F_K , is thus the desired multi-object composite image, and the intermediate frames provide a temporally and spatially coherent progression used for training the model.

(b) Manual Designs: In-the-wild multi-object images often contain severe occlusions or cut-off objects, making it impossible to recover their full true appearance (*e.g.*, note-

In the center of the image, a **green and white bowl** is positioned diagonally to a **white tall vase with orange accents**, leaning slightly forward. They are both standing on a **black platform**, with a small potted succulent tucked in the lower-right.



an **orange chair** is facing a **small wooden table** with a **multicolored vase** on top of it. There are yellow and orange flowers in the vase. The scene is placed on a **klein blue colored studio-style backdrop**.



The **comfortable ergonomic chair** is positioned next to a **brown wooden chest drawer**, both on top of a **white rug** and placed on a studio-style background, with studio-style lighting and shadows. The background is a **plain sage green backdrop**.



A **velvet burgundy high heeled shoe** is displayed facing to the right next to a **white sandal** facing the opposite way. Both shoes are displayed on top of a **red platform** in front of a **purple backdrop**.



Input Images

Wan 2.1

+ {FT}

+ {FT, l_c }

+ {FT, l_c , TOK}

Ours

Figure S.4. Training Strategy Ablation Studies. We visually compare generation on (i) base model [44], (ii) finetuning on our data, (iii) conditioning on object images and background scene, (iv) adding special grounding tokens, and (v) adapting loss into our final model.

book in Fig. S.7). Since faithful detail preservation is essential in our task, we request professional designers to curate a small set of ~ 400 manually designed compositions. For each composition, we have access to a separate image of each object, showing its entire appearance. As visualized in Fig. S.8, given a background image and a set of high-resolution images for 2-5 objects, the designers provide a visually appealing image F_K , including all objects on the provided background. We synthesize the short video $F_{1..K}$ by randomly initializing the first frame, placing all unsegmented objects on the background image, and progressively rotate, translate and transform the objects to their final arrangement in F_K . The caption paired with each video is created by following one of a few pre-computed template prompts that describe the desired transformation and scene,

completed with a short description of each individual object and background, individually generated using [1].

S.4.2. Subject-Driven Generation Paired Dataset

To preserve the text-image alignment and reposing abilities of the pre-trained I2V base model [44], while encouraging plausible object placements (*e.g.*, a laptop on a table, shoes on the floor), we use a filtered subset of the Subject-200k dataset [42]. Each pair in this subset contains (a) a white-background image of an object and (b) an image of the same object in a different context, together with a descriptive caption. We filter out pairs with object identity changes, often due to AI-generated images, using Grounding-DINO [26]. We retain pairs where object descriptions yield bounding boxes with confidence > 0.55 in



Figure S.5. Training Data Ablation Studies. We visually compare training with (i) In-the-Wild Professional Multi-Object Images from Unsplash [14], (ii) Professional Manual Designs, (iii) Pairs from Subject-200k [6], (iv) Synthetic Side-by-side Compositions, and (v) Our model, simultaneously trained with all data sources.

both images. For each pair, we use the white-background image as F_1 and the contextual image as F_K for generating short videos as in Fig. S.9. For objects undergoing significant reposing between the initial and final frames, we employ frame interpolation to create a smooth transition.

S.4.3. Synthetic Side-by-side Compositions

To enhance our model’s ability to realistically rescale and relight objects, we augment our dataset with animations placing objects side-by-side on a shared ground in the final frame. We use 3D-rendered object images similar to those in [8], clustering them into three size groups using K-Means [27]. For each video, we randomly sample two objects from one size group, extract their RGBA images with consistent lighting, and place them with shadows side-by-side on a random background for the final frame F_K . Importantly, when creating F_K , we use the known real-life sizes of the

objects to scale them relative to each other, ensuring accurate size relationships. The initial frame F_1 is created by assembling images of the same objects with random lighting conditions. As illustrated in Fig. S.10, a short animation progressively relights, rescales, and repositions the objects from F_1 to F_K . The accompanying caption combines a template with object descriptions generated using [1].

S.4.4. Details on Data Augmentation

Object Augmentation. To discourage the model from simply copying the objects from the supplied images $I_{1..N}$, during training, each object is randomly (i) rescaled, (ii) rotated, and (iii) applied a small perspective warping. The resulting object images are scattered around the unchanged background in randomized order to minimize any rearrangement biases, while ensuring all objects are fully present in the image and there is no overlap between them.




Figure S.6. Effect of First Frame Initialization on Final Composition. When generating short videos, the initial object placement in the first frame can be used as rough guidance for the layout in the last frame, when combined with a complementary caption. **(Top):** First frame initialization; **(Bottom):** Last frame of generated 9-frame video, guided by “The vase and the lamp are on the table”.

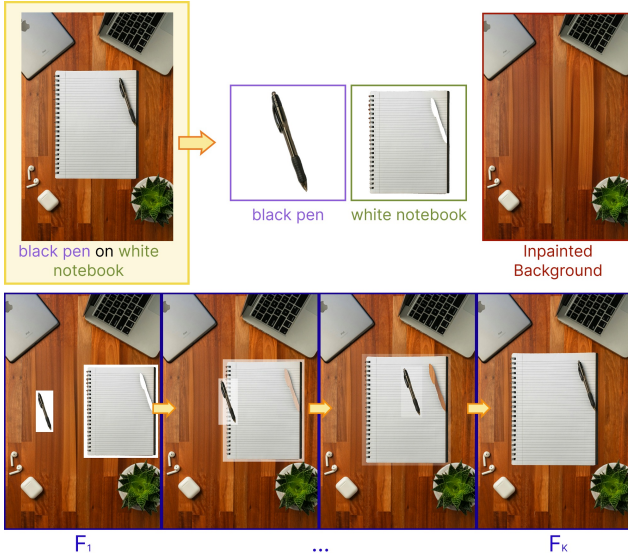


Figure S.7. Training Data Generation Pipeline from In-the-Wild Images. Given an image-caption pair from Unsplash [14], the process extracts relevant objects and an inpainted background. These elements are used to create the $F_{1..K}$ video frames for training.

Background Augmentation. To make the model resilient to a wide variety of background textures, each training sample using an aleatory background, draws it at random from one of three pools: (i) a collection of high-quality photorealistic or textured background photos that match the aesthetic typically used by professional designers, (ii) plain backgrounds with a randomly sampled RGB color, and (iii) backgrounds created on the fly by combining simple primitives such as linear gradients, block textures, or radial gradients with harmonious color palettes. By mixing these




Figure S.8. Training Data Generation Pipeline from Manual Designs. This process transforms a random arrangement of objects on a background image F_1 into a professionally designed layout F_K over a short video sequence. Objects follow synthetic trajectories, while a template-based caption describes the animation.

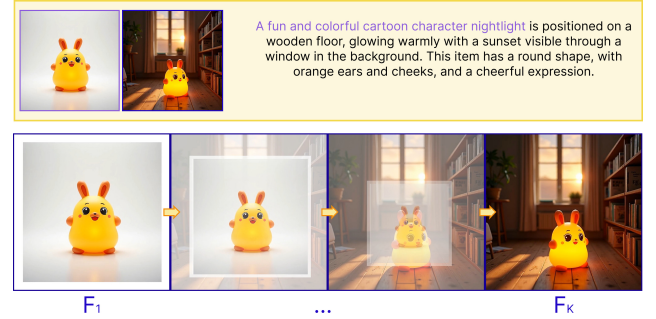


Figure S.9. Training Data Generation Pipeline from a Subject-Driven Generation Paired Dataset. A short animation is built for transforming a white-background object image into an in-context scene described by the accompanying caption. Components in the yellow box are extracted from a Subject-200k subset [6].

three sources during training, the network learns to operate equally well on simple solid colors, patterned textures, and realistic photographic backdrops, thereby improving its robustness to any background it may encounter at test time.

Scene Completion. During training we randomly apply a “scene-completion” augmentation with a 20% probability. In such cases the selected objects are treated as part of the background: their final positions are incorporated into the background description of the caption, and the background image (if one is provided) is edited to contain those objects throughout the entire K -frame video. The remaining objects are still supplied as explicit conditioning inputs and are animated from their initial random locations to their target positions; in which they may even be partially occluded by the added background objects. This augmentation encourages the model to handle both added objects and items that naturally belong to the scene, improving robustness to varied compositional scenarios and diversity of generation.

Design Elements. With probability 10% we treat a condi-




Figure S.10. Training Data Generation Pipeline from Synthetic Side-by-side Compositions. The animation transforms a random arrangement of unsegmented objects with arbitrary scales and lighting on a plain background (F_1) into a coherent natural-looking scene (F_K). The final frame shows objects with consistent lighting and scales based on their real-life sizes. A template-based caption describes this transformation.

tioning object as a design element rather than as an explicit visual cue. In that training sample, the object’s image I_i is omitted from the visual conditioning set and does not appear in the initial frame of the video. Its description is inserted only in the caption c (outside any $\langle OBJ \rangle \dots \langle /OBJ \rangle$ block). Along the video duration, the object “flies in” from outside the image to reach its target pose in the final frame. This forces the model to rely on the textual description alone for synthesizing that item, encouraging robust text-driven generation and improving editing skills.

Object Replacement. To enable the model to substitute objects in existing scenes, we introduce a replacement augmentation. When none of the objects in a training sample are designated as background elements or design-only elements, with probability 7%, we select one object and substitute it with a new item in the generated animation. Simultaneously, the caption is updated to reflect the new edit.

S.5. Evaluation Dataset

As detailed in Sec. 4, our evaluation set combines object images from the Amazon Berkeley Object Dataset (ABO) [8] and DreamBench++ [31], with backgrounds from Unsplash [14] or plain-color canvases. The set comprises 122 combinations of objects, background images, and descriptive captions. Of these, 44 feature plain-colored backgrounds, while 78 use photorealistic images from Unsplash [14]. The object distribution varies: 17 sets contain a single object, 51 have two objects, 32 include three objects, 15 feature four objects, 6 contain five objects, and 1 set has seven objects. Descriptive captions were initially hand-written to ensure realistic and appealing compositions, then augmented via an LLM [29] to incorporate diverse writing styles, varied

compositions, and additional elements (e.g., the flower in Fig. 5 row 3). All figures in the main paper, except for Fig. 4 and Fig. 7, as well as Figs. S.4, S.5 and S.11 to S.13 in this SupMat, showcase inputs from this evaluation set.

S.6. Comparison to State of the Art

We show additional comparisons to state of the art models UNO [49], DSD [3], OmniGen [50], MS-Diffusion [45], VACE [18], NanoBanana [9], and Qwen Image Edit [47] in Fig. S.11 (one object compositing), Fig. S.12 (two object compositing), and Fig. S.13 (three object compositing).

As shown in the main paper (Tab. 1), some models such as OmniGen [50] achieve higher identity preservation metrics than our model. However, this can be misleading, as illustrated in Fig. S.11 column 4. In this example, OmniGen’s output obtains substantially higher identity preservation metrics (CLIP-I: 0.940, DINO: 0.869) compared to our model (CLIP-I: 0.855, DINO: 0.692). Paradoxically, our model better preserves fine-grained details, such as the duck’s beak. This discrepancy arises because our model relights, harmonizes, and slightly reposes the object to integrate it realistically into the scene, while in this case OmniGen simply copy-pastes the object without any significant transformation or background integration. Consequently, while OmniGen maintains higher metric scores by not adapting the object to its new context, our model prioritizes realistic scene integration, which can slightly alter the object’s appearance. The effectiveness of our approach is corroborated by the user studies presented in the main paper (Fig. 6), where participants showed a preference for our model in terms of both identity preservation and overall image quality, despite the slightly lower metric scores.

S.7. Limitations

We provide additional limitations of our model beyond those highlighted in Sec. 4.4. First, since we use a video model to solve an image-to-image problem, the time and computational requirements at inference are slightly higher than if we used a similar architecture to generate a single image. However, we consider the benefits in terms of model versatility, image quality, completeness, identity and background preservation to outweigh this issue. If necessary, shorter videos could be used to train the model, reducing the gap between I2V and I2I models. Additionally, even though our model can successfully handle compositing a large number of objects in a scene, as shown in Fig. 1 (top, middle), the more inputs and constraints provided by the user, the more challenging the task becomes, resulting in an increased number of failure cases. We illustrate this in Fig. S.14 with an example where the model struggles to adhere to all constraints when attempting to composite seven objects into a natural, cohesive, and appealing display.

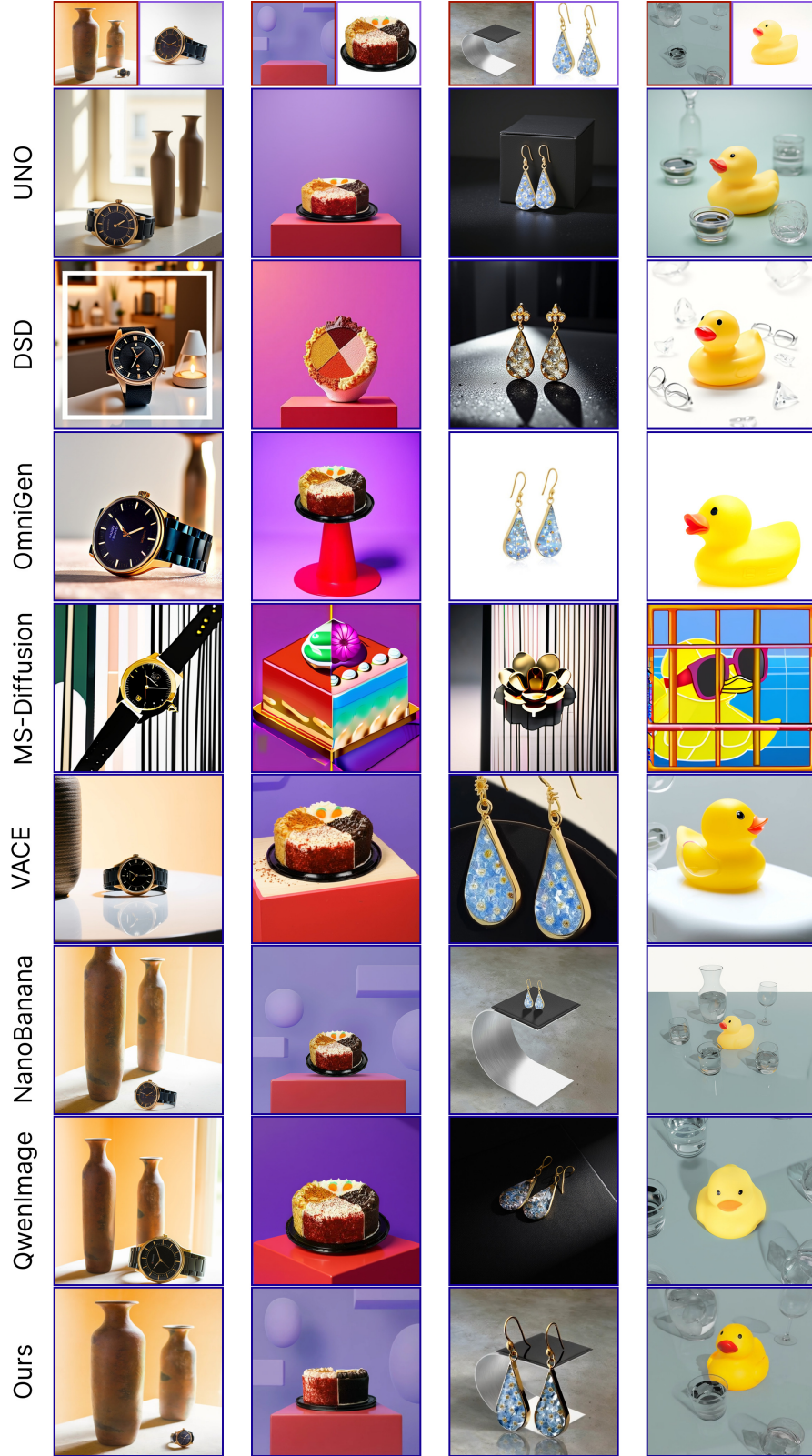


Figure S.11. Comparison to State of the Art. Captions used to guide generation are, from left to right: (i) “A shiny *black and gold* watch is clearly displayed on the *table* next to the front vase and in front of the other.”, (ii) “A *four flavours* cake is placed on top of a *red* platform, in front of a vibrant *purple* background.”, (iii) “A *gorgeous* pair of *flowery drop golden* earrings is showcased on the *black* surface in the image.”, (iv) “A *yellow* rubber duck is carefully placed in the middle of the *image* and surrounded by *see-through* glasses.”



Figure S.12. Comparison to State of the Art. Captions used to guide generation are, from left to right: (i) “A flat lay display of a pink and white mug and a tall burgundy vase laying down in a diagonal on a luxurious burgundy background.”, (ii) “A ring with a heart-shaped stone is displayed next to a classy ring with a big diamond in a studio-style display with shadows using a red backdrop.”, (iii) “A studio-style photo of a silver ring with blue accents and a pair of blue earrings on a blue backdrop. The objects are close to the camera and casting a shadow to the side, laying on the same ground.”, (iv) “A pair of hoop earrings and a diamond ring are sitting on the table next to the statue.”

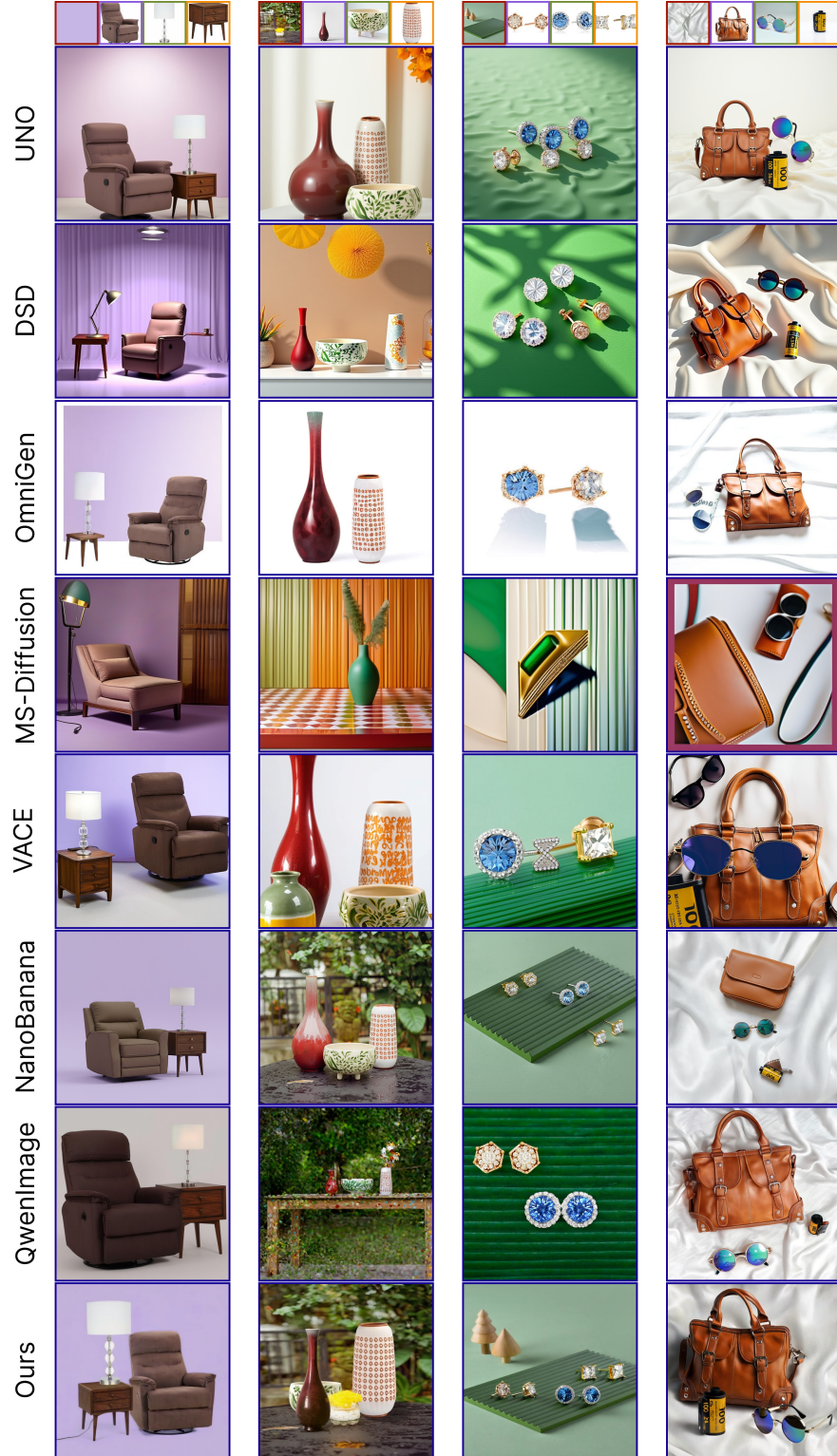



Figure S.13. Comparison to State of the Art. Captions used to guide generation are, from left to right: (i) “A *brown recliner* , a *lamp* and a *wooden small table* are displayed in a studio-style image in front of a *lilac backdrop*. A soft light from above illuminates the scene casting gentle shadows.”, (ii) “A *tall red vase*, a *white and green ceramics element* and a *tall white vase with orange elements* are clearly displayed on the table around and behind the *white and yellow decoration*.”, (iii) “A *golden shiny pair of earrings*, a *silver and blue pair of earrings* and a *golden squared diamond earrings* are kept in a diagonal line on top of the *wavy green pattern on the green backdrop*. They cast a soft long shadow to the bottom right of the image.”, (iv) “A *leather bag*, a *pair of retro sunglasses* and a *roll of film* are laying down on a *satin white surface*.”



A see-through tambourine, a purple wooden toy, a yellow rubber duck, a piggy bank, a Rubik's cube, a pink mug and a green wooden toy are carefully laying down on a satin white soft cloth.

Figure S.14. Model Limitation. Visualization of a failure case where the model struggles to introduce seven new objects into a scene, resulting in one object being omitted.