

Complete Identification of Deep ReLU Neural Networks by Many-Valued Logic

Yani Zhang and Helmut Bölcskei

Chair for Mathematical Information Science, ETH Zürich
yanizhang@mins.ee.ethz.ch, hboelcskei@ethz.ch

Abstract Deep ReLU neural networks admit nontrivial functional symmetries: vastly different architectures and parameters (weights and biases) can realize the same function. We address the complete identification problem—given a function f , deriving the architecture and parameters of *all* feedforward ReLU networks giving rise to f . We translate ReLU networks into Łukasiewicz logic formulae, and effect functional equivalent network transformations through algebraic rewrites governed by the logic axioms. A compositional norm form is proposed to facilitate the mapping from Łukasiewicz logic formulae back to ReLU networks. Using Chang’s completeness theorem, we show that for every functional equivalence class, all ReLU networks in that class are connected by a finite set of symmetries corresponding to the finite set of axioms of Łukasiewicz logic. This idea is reminiscent of Shannon’s seminal work on switching circuit design, where the circuits are translated into Boolean formulae, and synthesis is effected by algebraic rewriting governed by Boolean logic axioms.

1 Introduction

1.1 Background and existing work

Deep learning has achieved unprecedented success in various applications, and is being deployed in production models of numerous fields. The success of deep learning largely depends on, among other factors, the expressive power of deep neural networks in realizing a vast class of functions (see, e.g., [1, 2, 3]). Behind this expressive power is the flexible architecture and parameter space of neural networks. The flexibility, nevertheless, also leads to nonuniqueness in neural network realization of functions: There exist networks with different architectures, or the same architecture but different parameters, that realize the same function. In this paper, we address the nonuniqueness in neural network realization of functions, focusing on the complete identification of neural networks with the ReLU nonlinearity $\rho : x \mapsto \max(0, x)$, $x \in \mathbb{R}$, from their realized functions. Specifically, we are interested in systematically characterizing how the architecture and parameters of functionally equivalent ReLU networks¹ relate to each other; and the characterization shall be complete, in that for every ReLU network, all other ReLU networks functionally equivalent to it shall be captured by the characterization.

We view a ReLU network as a computational graph with weighted edges, input, output, and possibly also hidden nodes, which are arranged in a layered manner. The directed edges represent the flow of data; each non-input node computes an affine transformation (determined by the edge weights and the node’s bias) of the incoming data and then applies the function ρ (save for the output node), c.f. Definition 7. See Figure 1 for some examples. The arrangement of the graph nodes is called the architecture of the network; the weights and biases are called the parameters. For a ReLU network with n input and m output nodes, $n, m \in \mathbb{N}$, the function realized by the network is defined by its input-output map $f : \mathbb{R}^n \rightarrow \mathbb{R}^m$.

A symmetry of ReLU networks is an equality whose both sides are compositions of affine maps and ρ . The nonuniqueness in ReLU network realization of functions often stem from symmetries. For example, based on the scaling symmetries of ReLU, namely $\rho(x) = \frac{1}{\lambda}\rho(\lambda x)$, $x \in \mathbb{R}$, for all $\lambda > 0$, scaling the incoming

¹Unless explicitly stated otherwise, the term ReLU network is understood as ReLU neural network in this paper.

weights and bias of any non-input node by a positive number λ while inversely scaling its outgoing weights by $1/\lambda$ does not change the function realized by the ReLU network. In the special case where the architecture is fixed, [4, 5] prove the existence of a function f for which the scaling symmetries are the only source of nonuniqueness in its ReLU network realization. All networks with the fixed architecture realizing f can be derived from each other by way of weight scaling based on affine symmetries. Thus the scaling symmetries are complete for the identification of such networks. In this case, [6, 7, 8, 9] designed sampling methods to recover the parameters—up to scaling symmetries—of a blackbox ReLU network with access to free queries. In the general case with no restriction on the architecture, The only work we are aware of that studies the functional equivalence between ReLU networks with possibly different architectures is [10], where affine symmetries are employed to modify the individual layers of a network without changing its input-output map. However, it is also proven in [10] that affine symmetries do not completely identify ReLU networks, i.e., there exist ReLU networks that are functionally equivalent but cannot be derived from one another by structural modifications based on affine symmetries. The complete identification of general ReLU networks remains an open question until the present paper. We also remark that the complete identification of neural networks with the tanh activation function has been fully addressed in [11, 12, 10].

We hasten to add that we are concerned with the fundamental nonuniqueness in ReLU network realization of functions without taking into account the learning aspect. Practical learning algorithms work by first fixing an architecture and then updating the parameters based on the gradient of a loss function. Several methods [13, 14, 15, 16] are proposed to account for the scaling symmetries during learning. Symmetries that lead to the functional equivalence between networks with different architectures, as far as we know, have not been considered in algorithm design. Neither do we consider the construction of ReLU networks to realize given functions; relevant work can be found in e.g., [3, 2]. Instead, we start from a general ReLU network and focus on systematically deriving all other networks functionally equivalent to it.

1.2 Symmetries and the complete identification of ReLU networks

To develop intuition on the nonuniqueness of ReLU networks and formally define the notion of complete identification, we begin by reviewing the symmetries considered in the literature, as well as how they are applied to derive functionally equivalent ReLU networks. Three types of symmetries are studied by existing work, namely the permutation symmetries [17, 4, 5], the scaling symmetries [17, 4, 5], and the affine symmetries [10]. For the sake of concreteness, we illustrate with a simple example, namely the network \mathcal{N} depicted in Figure 1, which realizes the function

$$\langle \mathcal{N} \rangle(x) = -\rho(\rho(-x) + \rho(2x)) + \rho(\rho(-x) + 1), \quad (1)$$

- Permutation symmetries [17, 4, 5]. For $n_0, n_1, n_2 \in \mathbb{N}$, let $W_1 \in \mathbb{R}^{n_1 \times n_0}$, $b_1 \in \mathbb{R}^{n_1}$, $W_2 \in \mathbb{R}^{n_2 \times n_1}$, and let $P \in \mathbb{R}^{n_1 \times n_1}$ be a permutation matrix. A permutation symmetry is an equality of the form

$$W_2 P^{-1} \rho(PW_1 x + Pb_1) = W_2 \rho(W_1 x + b_1), \quad \forall x \in \mathbb{R}^{n_0}$$

Underlying this symmetry is not any specific property of ReLU, but the fact that it is applied element-wise between compositions of affine maps. Concretely, we can write (1) in matrix notation according to

$$\mathcal{N}(x) = A_3 \circ \rho \circ A_2 \circ \rho \circ A_1(x) \quad (2)$$

with

$$\begin{aligned} A_1(x) &= \begin{pmatrix} -1 \\ 2 \end{pmatrix} x, \quad x \in \mathbb{R} \\ A_2(x) &= \begin{pmatrix} 1 & 1 \\ 1 & 0 \end{pmatrix} x + \begin{pmatrix} 0 \\ 1 \end{pmatrix}, \quad x \in \mathbb{R}^2 \\ A_3(x) &= (-1 \quad 1) x, \quad x \in \mathbb{R}^2. \end{aligned}$$

and then apply the permutation symmetry to manipulate the matrix expression of the network without changing the realized function. For example, taking

$$P = \begin{pmatrix} 0 & 1 \\ 1 & 0 \end{pmatrix}, W_1 = \begin{pmatrix} 1 & 1 \\ 1 & 0 \end{pmatrix}, b = \begin{pmatrix} 0 \\ 1 \end{pmatrix}, W_2 = (-1 \quad 1),$$

we can rewrite (2) according to

$$\begin{aligned}\mathcal{N}(x) &= A_3 \circ \rho \circ A_2 \circ \rho \circ A_1(x) \\ &= A_3 P^{-1} \circ \rho \circ P A_2 \circ \rho \circ A_1(x),\end{aligned}$$

which is equivalent to manipulating (1) as follows

$$\begin{aligned}\langle \mathcal{N} \rangle(x) &= -\rho(\rho(-x) + \rho(2x)) + \rho(\rho(-x) + 1) \\ &= \rho(\rho(-x) + 1) - \rho(\rho(-x) + \rho(2x))\end{aligned}$$

The manipulation above amounts to modifying the parameters of \mathcal{N} , resulting in the network \mathcal{N}_2 in Figure 1. In view of a ReLU network as a computational graph, modifications induced by permutation symmetries simply relabel the nodes of a network layer without changing the graph, c.f. \mathcal{N} and \mathcal{N}_1 are isomorphic under node relabelling. Hence we do not take permutation symmetries into account in this paper.

- Scaling symmetries [17, 4, 5]. Let $\lambda > 0$, a scaling symmetry is an equality of the form

$$\rho(x) = \frac{1}{\lambda} \rho(\lambda x), \quad x \in \mathbb{R}. \quad (3)$$

It can be applied to directly manipulate the functional expression of a ReLU network. For example, taking $\lambda = 1/2$, we can manipulate (1) as follows.

$$\begin{aligned}\langle \mathcal{N} \rangle(x) &= -\rho(\rho(-x) + \rho(2x)) + \rho(\rho(-x) + 1) \\ &= -\rho(\rho(-x) + 2\rho(x)) + \rho(\rho(-x) + 1),\end{aligned} \quad (4)$$

As mentioned above, the formal manipulation in (4) amounts to scaling the incoming weights and bias of the second node in the first hidden layer of \mathcal{N} by $1/2$, while scaling its outgoing weights by 2 , without changing the realized function. The resulting network \mathcal{N}_2 in Figure 1 satisfies $\langle \mathcal{N}' \rangle(x) = \langle \mathcal{N} \rangle(x), \forall x \in \mathbb{R}$.

Denote by

$$\mathcal{S} = \{\rho(x) = \frac{1}{\lambda} \rho(\lambda x), x \in \mathbb{R} : \lambda > 0\}$$

the set of scaling symmetries. For two ReLU networks $\mathcal{N}_1, \mathcal{N}_2$, we write

$$\mathcal{N}_1 \stackrel{\mathcal{S}}{\sim} \mathcal{N}_2$$

if \mathcal{N}_2 can be derived from \mathcal{N}_1 via a finite sequence of network modifications induced by scaling symmetries.

- Affine symmetries [10]. An affine symmetry is an equality of the form

$$\sum_{s \in I} \alpha_s \rho(\beta_s x + \gamma_s) = \xi, \quad x \in \mathbb{R}. \quad (5)$$

where I is a finite index set, $\alpha_s, \beta_s, \gamma_s \in \mathbb{R}$, and $\alpha_s \beta_s \neq 0$. For example,

$$\rho(2x - 1) - \rho(-2x + 1) - \rho(2x) + \rho(-2x) = -1, \quad x \in \mathbb{R},$$

is an affine symmetry. It can be applied to replace the second node in the first hidden layer in (1) by three other nodes as follows

$$\begin{aligned}\langle \mathcal{N} \rangle(x) &= -\rho(\rho(-x) + \rho(2x)) + \rho(\rho(-x) + 1) \\ &= -\rho(\rho(-x) + \rho(2x - 1) - \rho(-2x + 1) + \rho(-2x) + 1) + \rho(\rho(-x) + 1)\end{aligned} \quad (6)$$

The resulting network \mathcal{N}_3 in Figure 1 satisfies $\langle \mathcal{N} \rangle(x) = \langle \mathcal{N}_3 \rangle(x), \forall x \in \mathbb{R}$.

Applying affine symmetries to manipulate the functional expression of a ReLU network is equivalent to structurally modifying the individual layers of a general ReLU network [10]. Denote by \mathcal{A} the set of all affine symmetries. For two ReLU networks $\mathcal{N}_1, \mathcal{N}_2$, we write

$$\mathcal{N}_1 \stackrel{\mathcal{A}}{\sim} \mathcal{N}_2,$$

if \mathcal{N}_2 can be derived from \mathcal{N}_1 in a finite sequence of network modifications induced by \mathcal{A} .

We remark that a scaling symmetry can also be regarded as an affine symmetry by rewriting it as

$$\rho(x) - \frac{1}{\lambda} \rho(\lambda x) = 0, x \in \mathbb{R}.$$

Hence $\mathcal{S} \subset \mathcal{A}$, and modifications induced by scaling symmetries can also be viewed as induced by affine symmetries. Here we list them separately because, unlike general \mathcal{A} -induced modifications, \mathcal{S} -induced modifications do not change the architecture of the modified ReLU network, e.g., \mathcal{N} and \mathcal{N}_2 in Figure 1 have the same architecture.

Let \sim_X denote the functional equivalence relation between ReLU networks over an input set X , i.e.,

$$\mathcal{N} \sim_X \mathcal{N}' \quad \text{iff} \quad \langle \mathcal{N} \rangle(x) = \langle \mathcal{N}' \rangle(x), \forall x \in X.$$

From the analysis above, we see that for two ReLU networks $\mathcal{N}_1, \mathcal{N}_2$ realizing functions from \mathbb{R}^n to \mathbb{R}^m ,

$$\mathcal{N} \sim_{\mathcal{S}} \mathcal{N}' \implies \mathcal{N} \sim_{\mathbb{R}^n} \mathcal{N}',$$

and

$$\mathcal{N} \sim_{\mathcal{A}} \mathcal{N}' \implies \mathcal{N} \sim_{\mathbb{R}^n} \mathcal{N}'.$$

The complete identification of ReLU networks is concerned with the inverse implication. Formally,

Definition 1. Let \mathcal{P} be a set of symmetries. For $n, m \in \mathbb{N}$, let \mathfrak{N} be a class of ReLU networks realizing functions from \mathbb{R}^n to \mathbb{R}^m . Let $X \subset \mathbb{R}^n$. For $\mathcal{N}, \mathcal{N}' \in \mathfrak{N}$, denote by $\mathcal{N} \sim_{\mathcal{P}} \mathcal{N}'$ if \mathcal{N}' can be derived from \mathcal{N} via a finite sequence of modifications induced by \mathcal{P} . We say that \mathcal{P} is complete for the identification of \mathfrak{N} over X , if for all $\mathcal{N}_1, \mathcal{N}_2 \in \mathfrak{N}$,

$$\mathcal{N}_1 \sim_X \mathcal{N}_2 \implies \mathcal{N}_1 \sim_{\mathcal{P}} \mathcal{N}_2.$$

In other words, a class of ReLU networks is completely identified by a set of symmetries iff these symmetries are the only source of nonuniqueness in the functional realization by the network class under consideration.

Existing work has only established negative results so far: \mathcal{A} is not complete for the identification of the class of general ReLU networks [10]; \mathcal{S} is not complete for the identification of the class of ReLU networks with a fixed architecture [18]. We restate these results below.

Proposition 1 ([10]). For $n, m \in \mathbb{N}$, let \mathfrak{N} be the class of ReLU networks with n input nodes and m output nodes. Then \mathcal{A} is not complete for the identification of \mathfrak{N} over \mathbb{R}^n .

Proposition 2 ([18]). For $n, m \in \mathbb{N}$, fix an arbitrary architecture with n input nodes, m output nodes, and at least one hidden layer. Let \mathfrak{N} be the class of ReLU networks with the fixed architecture. Then \mathcal{S} is not complete for the identification of \mathfrak{N} over \mathbb{R}^n .

Based on the existing negative results, to make headway in the complete identification of ReLU networks, we ask the following questions:

1. Aside from \mathcal{S} and \mathcal{A} , what other symmetries should we take into account?
2. How to employ those symmetries to modify a general ReLU network while preserving its input-output map?
3. How to design the modification systematically to guarantee the complete identification?

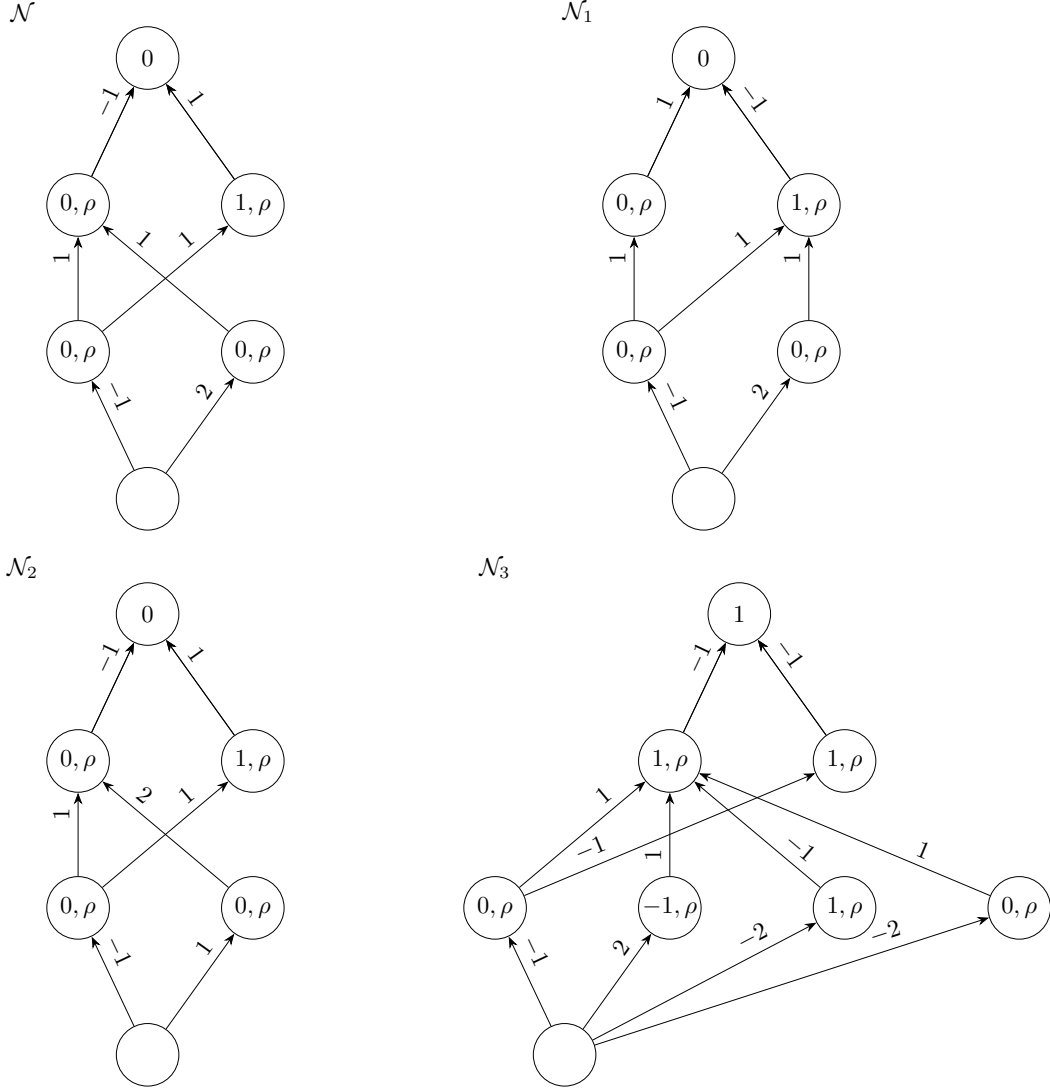


Figure 1: The ReLU networks \mathcal{N} and three other ReLU networks $\mathcal{N}_1, \mathcal{N}_2, \mathcal{N}_3$, which are modified from \mathcal{N} by permutation, scaling, and affine symmetry, respectively. The labels on the edges represent the weights, and the labels in the nodes represent the biases and the activation functions. Edges with zero-weights are erased from the illustration for the sake of clearness.

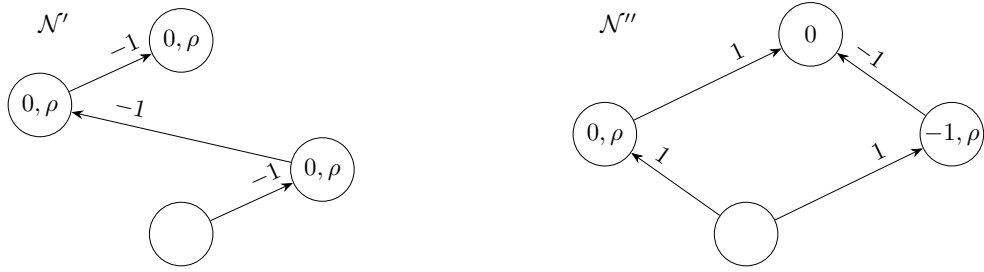


Figure 2: The networks \mathcal{N}' and \mathcal{N}'' realize the same function, but \mathcal{N}' cannot be modified into \mathcal{N}'' by affine or scaling symmetries.

As to the first question, we first observe the limitations of \mathcal{S} and \mathcal{A} . Note that these symmetries can equivalently be viewed as shallow ReLU networks with a single hidden layer mapping every input to zero:

$$\sum_{s \in I} \alpha_s \rho(\beta_s x + \gamma_s) - \xi = 0, \quad x \in \mathbb{R}$$

$$\rho(x) - \frac{1}{\lambda} \rho(\lambda x) = 0, \quad x \in \mathbb{R}.$$

Moreover, each modification step based on these symmetries only takes effect on one or multiple nodes within the same layer—no cross-layer modification is allowed. Consequently, these “shallow” symmetries fail to capture the functional equivalence between, e.g., the ReLU network \mathcal{N}' in Figure 2, which realizes the function

$$\langle \mathcal{N}' \rangle(x) = \rho(1 - \rho(1 - x)),$$

and the network \mathcal{N}'' in Figure 2, because the first and second hidden layers of \mathcal{N}' must be considered jointly to obtain

$$\rho(1 - \rho(1 - x)) = \begin{cases} x, & 0 \leq x \leq 1 \\ 0, & x < 0 \\ 1, & x > 1 \end{cases} = \rho(x) - \rho(x - 1), \quad \forall x \in \mathbb{R}.$$

Therefore, It is necessary to include symmetries involving several layers to capture the functional equivalence between ReLU networks that is not derivable from shallow symmetries.

Indeed, the need for “deep” symmetries has been observed (implicitly or explicitly) in existing work. Authors of [10] comment that more involved non-affine symmetries that correspond to deep zero-output networks would have to be taken into account to fully capture the ReLU network nonuniqueness. In the special case where the architecture is fixed, authors of [5] empirically verify that, as the network depth increases, the probability that symmetries other than the scaling symmetries exist goes to 1.

As to the second question, let us take a step back and reconsider how symmetries give rise to ReLU network nonuniqueness. Recall that a ReLU network is a computational graph. In the discussion so far, we represent the input-output map of a ReLU network by a functional expression consisting of compositions of affine maps and ρ . Employing a symmetry to modify a ReLU network is effected by syntactically manipulating the functional expressions, c.f. (4) and (6), and then translating the manipulation correspondingly into structural and parametric modification of the associated network, c.f. Figure 1. Expressing the networks by compositions of affine maps and ρ , however, makes it rather difficult to elicit, and furthermore systematically apply, symmetries involving multiple layers. In order to develop new symmetries and apply them for ReLU network modification, we would need (1) a novel family of formal expressions to represent the input-output map of general ReLU networks; (2) the new symmetries should be suitable for syntactic manipulation of the novel family of formal expressions; (3) the syntactic manipulation should appropriately translate to architectural and parametric modification of the associated ReLU network.

Finally, the third question on completeness largely depends on the formal expressions and the symmetries involved in questions 1 and 2. Before analyzing the completeness, we first present our idea for tackling the complete identification problem from a new perspective, along with our choice of the formal expressions and the symmetries. We will come back to question 3 at the end of the next subsection.

1.3 The idea: many-valued logic

The main idea of this paper is to apply Łukasiewicz infinite-valued logic (in short, Łukasiewicz logic) to analyze the nonuniqueness of ReLU networks. With truth values taken from the real interval $[0, 1]$, it is a generalization of the $\{0, 1\}$ -valued Boolean logic. On the question of ReLU network identification, as we shall see in detail in later sections, Łukasiewicz logic offers a new suite of language and tools. The high-level idea is as follows. We express the input-output maps of ReLU networks by Łukasiewicz logic formulae, and carry out the modification of ReLU networks through syntactic manipulation of the associated formulae; the manipulation is further guided by the logic axioms. Before getting into the details, we first review the relevant concepts.

Definition 2. *In Łukasiewicz logic, a formula is a finite string that is*

1. a propositional variable x_1, x_2, \dots
- or
2. the constant element 0 or 1
- or
3. is built up by applying the following formula-building operations a finite number of times

$$\frac{\tau}{(\neg\tau)} \quad (7)$$

$$\frac{\tau, \gamma}{(\tau \oplus \gamma)} \quad (8)$$

$$\frac{\tau, \gamma}{(\tau \odot \gamma)} \quad (9)$$

where τ, γ are formulae. In (7)-(9), we start with one or two formulae above the line, and the operation results in the formula below the line. Concretely, (7) denotes prefixing τ with \neg , (8) denotes concatenating τ and γ by \oplus ; likewise (9) denotes concatenating τ and γ by \odot .

For the remainder of the paper, we write $\tau(x_1, \dots, x_n)$ to denote that τ is a formula containing the propositional variables x_1, \dots, x_n .

We define the length of a string to be the total number of occurrences of propositional variables. The string $(x_1 \odot (\neg x_2))$, for example, which is of length 2, is a formula according to Definition 2 as follows. Start from x_1 and x_2 , which are propositional variables and, therefore, are formulae. Applying the operation (7) with x_2 above the line leads to the formula $(\neg x_2)$. Then apply the operation (9) with x_1 and $(\neg x_2)$ above the line to obtain $(x_1 \odot (\neg x_2))$ as a formula. The string $(\neg x_1)$, in contrast, does not constitute a formula according to Definition 2.

The syntactic rules in Definition 2 do not imply any semantic meaning. The semantic properties of Łukasiewicz logic is reflected by its algebraic counterpart, namely the so-called many-valued (MV) algebra.

Definition 3. [19] A many-valued algebra is a structure $\mathbb{M} = (M, \oplus, \odot, \neg, 0, 1)$ consisting of a nonempty set M , two distinct constants $0, 1 \in M$, binary operations \oplus and \odot , and a unary operation \neg satisfying the following axioms:

Ax. 1. $x \oplus y = y \oplus x$	Ax. 1'. $x \odot y = y \odot x$
Ax. 2. $x \oplus (y \oplus z) = (x \oplus y) \oplus z$	Ax. 2'. $x \odot (y \odot z) = (x \odot y) \odot z$
Ax. 3. $x \oplus \neg x = 1$	Ax. 3'. $x \odot \neg x = 0$
Ax. 4. $x \oplus 1 = 1$	Ax. 4'. $x \odot 0 = 0$
Ax. 5. $x \oplus 0 = x$	Ax. 5'. $x \odot 1 = x$
Ax. 6. $\neg(x \oplus y) = \neg x \odot \neg y$	Ax. 6'. $\neg(x \odot y) = \neg x \oplus \neg y$
Ax. 7. $x = \neg(\neg x)$	Ax. 8. $\neg 0 = 1$
Ax. 9. $(x \odot \neg y) \oplus y = (y \odot \neg x) \oplus x$	Ax. 9'. $(x \oplus \neg y) \odot y = (y \oplus \neg x) \odot x$

Based on MV algebra, Łukasiewicz logic is defined semantically on the interval $[0, 1]$ as follows.

Definition 4. [19] Consider the interval $I = [0, 1]$, and define $x \odot y = \max(0, x + y - 1)$, $x \oplus y = \min(1, x + y)$, $\neg x = 1 - x$, for $x, y \in [0, 1]$. It can be verified that the structure $\mathbb{I} = (I, \oplus, \odot, \neg, 0, 1)$ is an MV algebra. In particular, \mathbb{I} constitutes the algebraic counterpart of Łukasiewicz infinite-valued logic.

As mentioned above, Łukasiewicz logic is a generalization of Boolean logic. To see this point, one can easily check that the standard Boolean algebra $\mathbb{B} = (\{0, 1\}, \oplus, \odot, \neg, 0, 1)$, where \oplus, \odot, \neg are the Boolean OR, AND, NOT, respectively, constitutes an MV algebra according to Definition 3.

Fixing an arbitrary MV algebra $\mathbb{M} = (M, \oplus, \odot, \neg, 0, 1)$ and a formula τ , we can assign any elements of M to the variables of τ . Carrying out the operations \oplus, \odot, \neg occurring in τ according to their semantic definitions in \mathbb{M} outputs another element of M . Such semantic mapping between assigned values and the output value is formalized by the notion of term functions as follows.

Definition 5. Let $\tau(x_1, \dots, x_n)$ be an MV term and $\mathbb{M} = (M, \oplus, \odot, \neg, 0, 1)$ an MV algebra. The term function $\tau^{\mathbb{M}} : M^n \rightarrow M$ associated with τ in \mathbb{M} is obtained by interpreting the symbols \oplus, \odot , and \neg according to how they are specified in \mathbb{M} . Specifically, the term function $\tau^{\mathbb{I}} : [0, 1]^n \rightarrow [0, 1]$ in the MV algebra \mathbb{I} in Definition 4 is called the truth function of τ in Łukasiewicz logic.

We now state a fundamental theorem in Łukasiewicz logic that will allow us to systematically connect ReLU networks realizing functions $f : [0, 1]^n \rightarrow [0, 1]$ with Łukasiewicz logic formulae.

Theorem 1.1 (McNaughton Theorem [20]). Consider the MV algebra \mathbb{I} . Let $n \in \mathbb{N}$. For a function $f : [0, 1]^n \rightarrow [0, 1]$ to have a corresponding formula τ such that the truth function $\tau^{\mathbb{I}}$ satisfies

$$\tau^{\mathbb{I}}(x) = f(x), \quad \forall x \in [0, 1]^d,$$

it is necessary and sufficient that f satisfy the following conditions:

1. f is continuous with respect to the natural topology on $[0, 1]^n$,
2. there exist linear polynomials p_1, \dots, p_ℓ with integer coefficients, i.e.,

$$p_j(x_1, \dots, x_n) = m_{j1}x_1 + \dots + m_{jn}x_n + b_j, \quad (10)$$

for $j = 1, \dots, \ell$, with $m_{j1}, \dots, m_{jn}, b_j \in \mathbb{Z}$, such that for every $x \in [0, 1]^n$, there is a $j \in \{1, \dots, \ell\}$ with $f(x) = p_j(x)$.

Functions satisfying these conditions are called McNaughton functions.

The McNaughton Theorem characterizes the truth functions in Łukasiewicz logic as the class of continuous piecewise linear functions with integer coefficients. It is established in [21] that for every ReLU network \mathcal{N} with integer weights and biases realizing a function $f : [0, 1]^n \rightarrow [0, 1]$, there exists a formula τ satisfying $\langle \mathcal{N} \rangle(x) = \tau^{\mathbb{I}}(x), \forall x \in [0, 1]^n$. An algorithm for the extraction of τ from the architecture and parameters of \mathcal{N} is also developed in [21]. Conversely, for every formula τ , [21] proves that there exists a ReLU network \mathcal{N} realizing its truth function $\tau^{\mathbb{I}}$ in Łukasiewicz logic; a network construction algorithm was proposed accordingly.

The connection between ReLU networks and Łukasiewicz logic formulae developed in [21] inspires us to study the identification of ReLU networks from a new perspective. Instead of expressing the input-output map by compositions of affine maps and the ReLU nonlinearity as done in Section 1.2, for a ReLU network \mathcal{N} realizing a McNaughton function, we represent its map by a Łukasiewicz logic formula τ —which can be obtained by applying the extraction algorithm in [21]—and employ the MV axioms in Definition 3 to syntactically manipulate τ to derive its functionally equivalent but formally different formulae. Finally, applying the construction algorithm in [21] on the derived formulae returns ReLU networks functionally to \mathcal{N} .

For example, consider the two-hidden-layer network \mathcal{N}^* in Figure 3. We shall review the extraction algorithm in [21] in detail later in Section 2; for now we simply run the algorithm on \mathcal{N}^* to obtain its associated logic formula

$$(\neg x \odot \neg x) \odot (x \odot y)$$

which can be syntactically manipulated as follows

$$(\neg x \odot \neg x) \odot (x \odot y) \quad (11)$$

$$= (\neg x \odot \neg x) \odot x \odot y \quad (12)$$

$$= (\neg x \odot (\neg x \odot x)) \odot y \quad (13)$$

$$= (\neg x \odot 0) \odot y \quad (14)$$

$$= 0 \odot y \quad (15)$$

$$= 0 \quad (16)$$

where (12) and (13) are by Ax. 2' and (14)-(16) are by Ax. 4'. Again, for now we simply run the construction algorithm in [21] without reviewing its details on the formulae in (16), which returns the zero-output ReLU network \mathcal{N}^{**} in Figure 3. Therefore, \mathcal{N} is functionally equivalent to the zero constant network².

²Readers who are familiar with Shannon's work on switching circuits [22, 23] will find our idea in the same spirit. In particular, Shannon established the connection between switching circuits and Boolean logic formulae to translate the design of switching circuits into the derivation of Boolean formulae; we shift the identification of ReLU networks—a kind of arithmetic circuits—to the derivation of Łukasiewicz logic formulae. See Section E for an elaborated discussion.

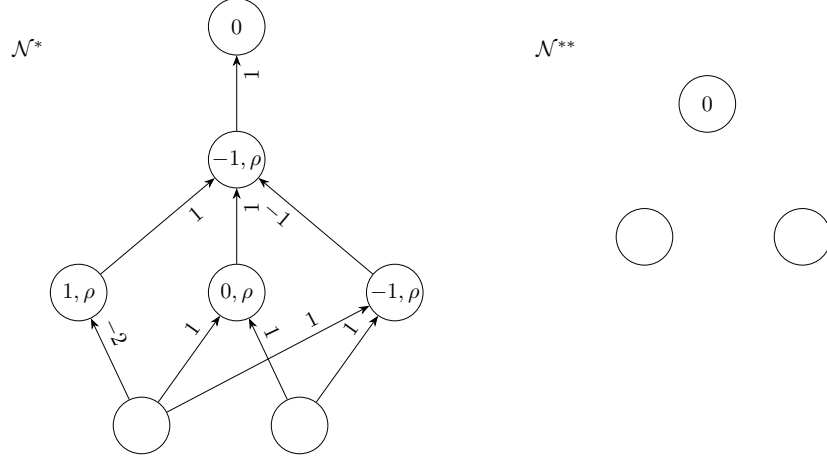


Figure 3: A ReLU networks \mathcal{N}^* and a zero-output network \mathcal{N}^{**} , which is derived from \mathcal{N}^* by manipulating its associated formula. Edges with zero-weights are erased from the illustration for cleanliness.

Let us now come back to the questions we posed in Section 1.2. First, every MV axiom in Definition 3 gives rise to a symmetry by expressing the truth functions of LHS and RHS formulae in terms of ρ . For example, by

$$\begin{aligned} x \odot y &= \max\{x + y - 1, 0\} = \rho(x + y - 1) \\ x \oplus y &= \min\{x + y, 1\} = 1 - \rho(-x - y + 1), \end{aligned}$$

and $\neg x = 1 - x, \forall x \in [0, 1]$, the axioms Ax.2, Ax.2', Ax.9, and Ax.9' translate to the following symmetries

$$\begin{aligned} 1 - \rho(-x - 1 + \rho(-y - z + 1)) &= 1 - \rho(-1 + \rho(-x - y + 1) - z), \quad x, y, z \in [0, 1] \\ \rho(x + \rho(y + z - 1) - 1) &= \rho(\rho(x + y - 1) + z - 1) \quad x, y, z \in [0, 1] \\ 1 - \rho(-\rho(x - y) - y + 1) &= 1 - \rho(-\rho(y - x) - x + 1) \quad x, y \in [0, 1] \\ \rho(1 - \rho(-x + y) + y - 1) &= \rho(1 - \rho(-y + x) + x - 1) \quad x, y \in [0, 1]. \end{aligned} \tag{17}$$

A glossary of all the symmetries induced by the MV axioms can be found in Section A. As discussed in Section 1.2, scaling and affine symmetries are shallow ones and fail to capture the functional equivalence between some deep ReLU networks. In contrast, some of the symmetries induced by MV axioms, such as those in (17) are in the form of properly deep ReLU networks.

As to how to apply these symmetries to systematically modify ReLU networks realizing McNaughton functions, we have two options at hand: (1) Represent the input-output map of ReLU networks by functional expressions as done in Section 1.2, apply these scaling and affine symmetries, as well as the symmetries induced by MV axioms, to manipulate the functional expressions and translate the functional manipulation into structural and parametric modification of the network. (2) Represent the input-output map by Łukasiewicz logic formulae, which can be obtained by the extraction procedure in [21], manipulate the logic formulae syntactically by the MV axioms, and apply the construction in [21] to find networks corresponding to the formulae after manipulation. As mentioned above, it is not straightforward to apply deep symmetries on the functional expressions. In contrast, carrying out the syntactic manipulation is much easier—simply done by replacing some substring of a formula by another formula, as demonstrated in (12)-(16). Denote the set of MV axioms by \mathcal{MV} . For two formulae τ_1, τ_2 , we write $\tau_1 \stackrel{\mathcal{MV}}{\sim} \tau_2$ if τ_2 can be derived from τ_1 via a finite sequence of syntactic manipulations by applying the MV axioms. For two ReLU networks $\mathcal{N}_1, \mathcal{N}_2$ realizing McNaughton functions, we write

$$\mathcal{N}_1 \stackrel{\mathcal{MV}}{\sim} \mathcal{N}_2$$

if there exists two formulae τ_1, τ_2 satisfying $\tau_1 \stackrel{\mathcal{MV}}{\sim} \tau_2$, such τ_1 is extracted from \mathcal{N}_1 and \mathcal{N}_2 is constructed from τ_2 .

Regarding the question of completeness, a prominent advantage of adapting the language of formal logic is that the logical counterpart of completeness³, namely, if all functionally equivalent formulae can be derived from one another, is a long-standing and well-studied object. Specifically, it is proven by Chang [19, 24] that the MV axioms are complete for Łukasiewicz logic:

Theorem 1.2 ([19, 24]). *Let τ_1 and τ_2 be two Łukasiewicz logic formulae. If $\tau_1^\perp = \tau_2^\perp$, then $\tau_1 \stackrel{\text{MV}}{\sim} \tau_2$.*

Chang’s theorem provides the fundamental cornerstone in the complete identification of ReLU networks: we only need to ensure that the extraction and the construction algorithms satisfy certain properties that are sufficient for the completeness of Łukasiewicz logic to “propagate through” the extraction and construction steps to achieve completeness in ReLU network identification. We now state the central result of this paper. The following proof further elicits what properties of the extraction and the construction steps are sufficient to guarantee the complete identification.

Theorem 1.3. *For $n \in \mathbb{N}$, let \mathfrak{N} be the class of ReLU networks with integer weights and biases realizing functions $f : [0, 1]^n \rightarrow [0, 1]$. For all $\mathcal{N}_1, \mathcal{N}_2 \in \mathfrak{N}$, if $\mathcal{N} \sim_{[0,1]^n} \mathcal{N}'$, then $\mathcal{N}_1 \stackrel{\text{MV}}{\sim} \mathcal{N}_2$.*

Proof. It is shown later in Section 2 and Section 5 that, for every ReLU network $\mathcal{N} \in \mathfrak{N}$,

- (i) applying the extraction algorithm in [21] returns a formula τ whose truth function coincides with the function realized by \mathcal{N} . Denote it by $\text{ext}(\mathcal{N})$.
- (ii) there exists a formula τ' whose truth function coincides with the function realized by \mathcal{N} , such that applying the (adapted) construction algorithm on τ' returns \mathcal{N} . Denote it by $\text{constr}(\mathcal{N})$.

Assume for the sake of contradiction that there exist two ReLU networks $\mathcal{N}_1, \mathcal{N}_2 \in \mathfrak{N}$ satisfying $\mathcal{N}_1 \sim_{[0,1]^n} \mathcal{N}_2$, but \mathcal{N}_2 cannot be obtained from \mathcal{N}_1 through the MV axioms. Let $\tau_1 = \text{ext}(\mathcal{N}_1)$ and $\tau_2 = \text{constr}(\mathcal{N}_2)$. By the assumption, τ_2 cannot be derived from τ_1 by the MV axioms. But the truth functions of τ_1 and τ_2 coincide, owing to $\tau_1^\perp = \mathcal{N}_1 \sim_{[0,1]^n} \mathcal{N}_2 = \tau_2^\perp$. This stands in contradiction to Chang’s completeness theorem in Theorem 1.3 and hence completes the proof. \square

In the proof above, we see that properties (i) and (ii) and Chang’s completeness theorem for Łukasiewicz logic constitute three pillars behind the complete identification of ReLU networks realizing McNaughton functions.

If we are only concerned with the functional value over a finite subset of $[0, 1]^n$, such as $\{0, 1/k, 2/k, \dots, (k-1)/k, 1\}^n$, for $k \in \mathbb{N}$, the nonuniqueness in ReLU network realizations should be richer. We shall see that the complete identification result in Theorem 1.3 can be easily extended to the finite sets—including the Boolean sets $\{0, 1\}^n$ —simply by replacing infinite-valued Łukasiewicz logic and MV axioms by finite-valued Łukasiewicz logic and the corresponding finite-valued MV axioms, respectively. The “richness” of nonuniqueness will be clearly demonstrated by the number of the associated logic axioms. Roughly speaking, the more axioms are available, the more flexible the syntactic manipulation of formulae is, and so the richer the nonuniqueness in network realization.

In practice, trained neural networks will not exhibit integer weights, unless explicitly enforced in the training process. Extensions of Łukasiewicz logic, namely Rational Łukasiewicz logic [25] and $\mathbb{R}\mathcal{L}$ [26], have truth functions that are continuous piecewise linear, but with rational and real coefficients, respectively. Such functions are likewise naturally realized by ReLU networks, but correspondingly with rational and real weights [21]. We shall also extend the result in Theorem 1.3 to the rational and the real case by following the same program as the integer case.

The rest of the paper is organized as follows. In Section 2, we review the extraction algorithm proposed in [21] in detail. In view of ReLU networks as computational graphs, in order to facilitate the conversion between ReLU networks and logic formulae, we represent Łukasiewicz formulae by graphs, instead of by finite strings. Section 3 and 4 are devoted to formally establishing the graphical representation and the associated syntactic manipulation. In Section 5, we first review the construction algorithm in [21] and then adapt it to be suitable for the identification problem considered in this paper. For pedagogical reasons and

³With slight abuse of notation, we use the term “completeness” both in the question of ReLU network identification and in formal logic. But the exact meaning should be clear from the context without any ambiguity.

to render the presentation more accessible, we limit the discussion in Section 2-5 to ReLU networks with integer weights realizing McNaughton functions. The extension to the case of finite sets, as well as ReLU networks with rational and real weights, is presented in Section 6.

2 Extracting formulae from ReLU networks

In this section, we present the formal definition of ReLU neural networks as computational graphs and review the extraction algorithm in [21].

Definition 6 (Directed acyclic graph).

- A directed graph is an ordered pair (V, E) where V is a nonempty finite set of nodes and $E \subset V \times V \setminus \{(v, v) : v \in V\}$ is a nonempty set of directed edges. We interpret an edge (v, \tilde{v}) as an arrow connecting the nodes v and \tilde{v} and pointing at \tilde{v} .
- A directed cycle of a directed graph (V, E) is a sequence v_1, \dots, v_k, v_1 such that $v_1, \dots, v_k \in V$, $(v_k, v_1) \in E$ and, for $j \in \{1, \dots, k-1\}$, $(v_j, v_{j+1}) \in E$.
- A directed graph is said to be a directed acyclic graph (DAG) if it has no directed cycles.

Let (V, E) be a DAG.

- Define the parent set of a node by $\text{par}(v) = \{\tilde{v} \in V : (\tilde{v}, v) \in E\}$.
- Define the level $\text{lv}(v)$ of a node $v \in V$ recursively as follows. If $\text{par}(v) = \emptyset$, we set $\text{lv}(v) = 0$. If $\text{par}(v) = \{v_1, v_2, \dots, v_k\}$ and $\text{lv}(v_1), \text{lv}(v_2), \dots, \text{lv}(v_k)$ are defined, we set $\text{lv}(v) = \max\{\text{lv}(v_1), \text{lv}(v_2), \dots, \text{lv}(v_k)\} + 1$.

Definition 7 (Layered graph). We call a DAG (V, E) a layered graph if there exist $L \in \mathbb{N}$ such that

- $V = V^{(0)} \cup \dots \cup V^{(L-1)} \cup \{v_{\text{out}}\}$ with $V^{(j)} = \{v \in V : \text{lv}(v) = j\}$, for $j = 0, \dots, L-1$, and $\text{lv}(v_{\text{out}}) = L$.
- $E = \{(v, v') : \text{lv}(v') = \text{lv}(v) + 1\}$

We call L the depth of the layered graph, call elements of $V^{(0)}$ the input nodes, and call v_{out} the output node. Let $d_j = |V^{(j)}|$, for $j = 0, \dots, L-1$, and $d_L = 1$. We call the tuple (d_0, \dots, d_L) the architecture of the layered graph.

Definition 8 (Neural network). A neural network is an order tuple $(V, E, \mathcal{W}, \mathcal{B}, \Psi)$ where

- (V, E) is a layered graph. Denote its set of input nodes by $V^{(0)}$, and output node by v_{out} .
- $\mathcal{W} = \{w_{\tilde{v}, v} \in \mathbb{R} : (\tilde{v}, v) \in E\}$ is the set of weights associated with the edges.
- $\mathcal{B} = \{b_v \in \mathbb{R} : v \in V \setminus V^{(0)}\}$ is the set of biases associated with the non-input nodes.
- We call the elements of $V \setminus (V^{(0)} \cup \{v_{\text{out}}\})$ the hidden nodes. $\Psi = \{\psi_v : \mathbb{R} \rightarrow \mathbb{R} : v \in V \setminus (V^{(0)} \cup \{v_{\text{out}}\})\}$ is the set of activation functions associated with the hidden nodes.
- We say that the neural network is shallow if $V \setminus (V^{(0)} \cup \{v_{\text{out}}\}) = \emptyset$, or equivalently if (V, E) has depth 1; otherwise call it deep.

We view each node as a computational unit that receives data from the previous layer, processes it, and then propagates it to the next layer. The input-output map of a network, namely its realized function, is defined by the mapping from data at input nodes to data at output node. Formally,

Definition 9 (Local and global map). Let $L \in \mathbb{N}$, $d_0, \dots, d_{L-1} \in \mathbb{N}$, $d_L = 1$. Consider a neural network $\mathcal{N} = (V, E, \mathcal{W}, \mathcal{B}, \Psi)$ of architecture (d_0, \dots, d_L) . For $j = 0, \dots, L-1$, denote by $V^{(j)} = \{v \in V : \text{lv}(v) = j\}$ the set of nodes at level j , with $|V^{(j)}| = d_j$. Denote the output node by v_{out} . We define the local map $\langle v \rangle$ of a node $v \in V$ as follows

- for $v_i^{(0)} \in V^{(0)}$, $i \in \{1, \dots, d_0\}$, set

$$\langle v_i^{(0)} \rangle : \mathbb{R}^{d_0} \rightarrow \mathbb{R}, \quad \langle v_i^{(0)} \rangle(x) = x_i, \quad x \in \mathbb{R}^{d_0}$$

- for $v_i^{(j)} \in V^{(j)}$, $j \in \{1, \dots, L-1\}$, $i \in \{1, \dots, d_j\}$, set

$$\langle v_i^{(j)} \rangle : \mathbb{R}^{d_{j-1}} \rightarrow \mathbb{R}, \quad \langle v_i^{(j)} \rangle(x) = \psi_{v_i^{(j)}} \left(\sum_{1 \leq i' \leq d_{j-1}} w_{v_i^{(j)}, v_{i'}^{(j-1)}} x_{i'} + b_{v_i^{(j)}} \right), \quad x \in \mathbb{R}^{d_{j-1}}$$

- for v_{out} , set

$$\langle v_{out} \rangle : \mathbb{R}^{d_{L-1}} \rightarrow \mathbb{R}, \quad \langle v_{out} \rangle(x) = \sum_{1 \leq i' \leq d_{L-1}} w_{v_{out}, v_{i'}^{(L-1)}} x_{i'} + b_{v_{out}}, \quad x \in \mathbb{R}^{d_{L-1}}.$$

The global map $\langle\langle v \rangle\rangle$ of a node $v \in V$ is defined as a function from \mathbb{R}^{d_0} to \mathbb{R} recursively as follows

- for $v_i^{(0)} \in V^{(0)}$, $i \in \{1, \dots, d_0\}$, set

$$\langle\langle v_i^{(0)} \rangle\rangle : \mathbb{R}^{d_0} \rightarrow \mathbb{R}, \quad \langle\langle v_i^{(0)} \rangle\rangle(x) = \langle v_i^{(0)} \rangle(x) = x_i, \quad x \in \mathbb{R}^{d_0}$$

- for $v_i^{(j)} \in V^{(j)}$, $j \in \{1, \dots, L-1\}$, $i \in \{1, \dots, d_j\}$, set

$$\langle\langle v_i^{(j)} \rangle\rangle : \mathbb{R}^{d_0} \rightarrow \mathbb{R}, \quad \langle\langle v_i^{(j)} \rangle\rangle(x) = \psi_{v_i^{(j)}} \left(\sum_{1 \leq i' \leq d_{j-1}} w_{v_i^{(j)}, v_{i'}^{(j-1)}} \langle\langle v_{i'}^{(j-1)} \rangle\rangle(x) + b_{v_i^{(j)}} \right), \quad x \in \mathbb{R}^{d_0}$$

- for v_{out} , set

$$\langle\langle v_{out} \rangle\rangle : \mathbb{R}^{d_0} \rightarrow \mathbb{R}, \quad \langle\langle v_{out} \rangle\rangle(x) = \sum_{1 \leq i' \leq d_{L-1}} w_{v_{out}, v_{i'}^{(L-1)}} \langle\langle v_{i'}^{(L-1)} \rangle\rangle(x) + b_{v_{out}}, \quad x \in \mathbb{R}^{d_0}$$

The input-output map of \mathcal{N} , denoted by $\langle\mathcal{N}\rangle$, is the global map of the output node, i.e.,

$$\langle\mathcal{N}\rangle : \mathbb{R}^{d_0} \rightarrow \mathbb{R}, \quad \langle\mathcal{N}\rangle(x) = \langle\langle v_{out} \rangle\rangle(x), \quad x \in \mathbb{R}^{d_0}.$$

We make use of two activation functions in this paper: the ReLU function $\rho(x) = \max\{x, 0\}$, $x \in \mathbb{R}$, mentioned in Section 1 and the Clipped ReLU function $\sigma(x) = \max\{\min\{x, 1\}, 0\}$, $x \in \mathbb{R}$. We call a node a ρ -node (σ -node) if its associated activation function is ρ (σ). We call a neural network a ReLU network or simply a ρ -network if the activation function associated with every hidden neuron is ρ .

We demonstrate the concepts mentioned above with an example. To keep the illustrations clean, we do not include edges with zero-weights in all figures throughout the paper.

Example 1. Consider the layered graph (V, E) in Figure 4 of architecture $(2, 2, 2, 1, 1)$. $V^{(0)} = \{v_1^{(0)}, v_2^{(0)}\}$ is the set of input nodes, and v_{out} is the output node. Denote by \mathcal{W} the set of weights associated with the edges in E , by \mathcal{B} the set of biases associated with the nodes in $V \setminus V^{(0)}$, and by Ψ the set of activation functions associated with the nodes in $V \setminus (V^{(0)} \cup \{v_{out}\})$. Then $\mathcal{N} = (V, E, \mathcal{W}, \mathcal{B}, \Psi)$ is a neural network by Definition 7. The local map of each node $v \in V$ is as follows

$$\begin{aligned} \langle v_1^{(0)} \rangle(x) &= x_1, & \langle v_2^{(0)} \rangle(x) &= x_2, & x &\in \mathbb{R}^2 \\ \langle v_1^{(1)} \rangle(x) &= \rho(x_1 + 2x_2 - 1), & \langle v_2^{(1)} \rangle(x) &= \rho(-2x_1 + 1), & x &\in \mathbb{R}^2 \\ \langle v_1^{(2)} \rangle(x) &= \rho(-x_1 + x_2 + 1), & \langle v_2^{(2)} \rangle(x) &= \rho(x_1 - x_2 - 1), & x &\in \mathbb{R}^2 \\ \langle v_1^{(3)} \rangle(x) &= \rho(-x_1 - x_2 + 1), & & & x &\in \mathbb{R}^2 \\ \langle v_{out} \rangle(x) &= x, & & & x &\in \mathbb{R}. \end{aligned}$$

Since the activation function of each node in $V \setminus (V^{(0)} \cup \{v_{out}\})$ is ρ , \mathcal{N} is a ReLU network. The input-output map of \mathcal{N} on the domain $[0, 1]^2$ is plotted in Figure 5.

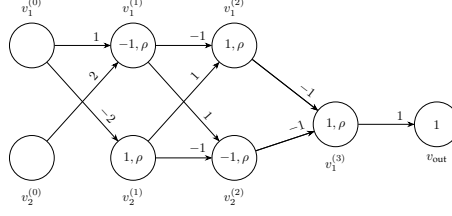


Figure 4: A neural network. The labels on the edges denote the weights, and those in the nodes denote the biases and/or the associated activation functions.

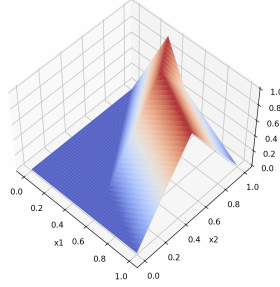


Figure 5: The function on domain $[0, 1]^2$ realized by the network in Figure 4.

We call a hidden ReLU node v active at an input point x if $\langle\langle v \rangle\rangle(x) > 0$, and call it inactive if $\langle\langle v \rangle\rangle(x) \leq 0$. A ReLU network can be arbitrarily manipulated by pumping it with dead ReLU nodes that are always inactive on the whole domain. Similarly, if a hidden ReLU node is always active on the domain, its activation function reduces to the identity function and the node can be easily absorbed into its previous or next layer. But such manipulation is meaningless. Likewise, by the equality

$$\rho(x) = \underbrace{\frac{1}{m}\rho(x) + \dots + \frac{1}{m}\rho(x)}_{m \text{ times}}, m \in \mathbb{N}, m \geq 2,$$

a ReLU network can be vacuously manipulated by splitting a ReLU neuron into m copies in the same layer with the same local map. To avoid such meaningless nonuniqueness phenomena, we require the following non-degeneracy condition.

Definition 10. Consider a ReLU network with the node set V , the set of input nodes $V^{(0)}$ with $V^{(0)} = d_0$, and the output node v_{out} . We call it non-degenerate on the domain $[0, 1]^{d_0}$ if it satisfies

- for every $v \in V \setminus (V^{(0)} \cup \{v_{out}\})$, there exists $x, x' \in [0, 1]^{d_0}$ satisfying $\langle\langle v \rangle\rangle(x) > 0$ and $\langle\langle v \rangle\rangle(x') \leq 0$.
- for v_{out} , not all weights in the set $\{w_{v_{out}, v} : v \in \text{par}(v)\}$ are zero.
- there do not exist two nodes at the same level that have the same local map.

Unless explicitly stated otherwise, we always consider non-degenerate ReLU networks throughout the paper.

We proceed to review the extraction algorithm in [21]. Let $L \in \mathbb{N}, d_0, \dots, d_{L-1} \in \mathbb{N}, d_L = 1$. Given a ReLU network $\mathcal{N} = (V, E, \mathcal{W}, \mathcal{B}, \Psi)$ of architecture (d_0, \dots, d_L) with integer weights and biases and realizing a function $\langle\mathcal{N}\rangle : [0, 1]^{d_0} \rightarrow [0, 1]$, the extraction procedure consists of three steps, each of which is discussed in one of the following subsections.

2.1 Extraction-step I: Convert the ρ -network into a σ -network

For ease of presentation, with slight abuse of notation, we call a neural network a σ -network if the activation function associated with every hidden node and the output node is σ . At Extraction-step I, \mathcal{N} is converted into a σ -network that realizes the same function $\langle \mathcal{N} \rangle$. This step is based on the fact that the domain of the ρ -network is the unit cube $[0, 1]^{d_0}$ and, consequently, with finite-valued weights, the input to all nodes in the network is bounded. If the input of a ρ -node is contained in the interval $[\ell, \mathcal{L}]$, with $\ell < \mathcal{L}$, we can replace this ρ -node by one or multiple σ -nodes according to

$$\rho(t) = \begin{cases} \sigma(t), & \mathcal{L} \leq 1 \\ \sigma(t) + \sigma(t-1) + \dots + \sigma(t-\mathcal{L}+1), & \mathcal{L} > 1. \end{cases} \quad (18)$$

Specifically, extraction-step I proceeds as follows. If $L \geq 2$, we proceed by levels to replace all hidden ρ -nodes by σ -nodes. Starting from level 1, denote the set of nodes at level 1 by $V^{(1)}$, with $|V^{(1)}| = d_1$. For every node $v_i^{(1)} \in V^{(1)}$, $i \in \{1, \dots, d_1\}$, its local and global maps are

$$\langle v_i^{(1)} \rangle(x) = \langle \langle v_i^{(1)} \rangle \rangle(x) = \rho \left(\sum_{1 \leq i' \leq d_0} w_{v_i^{(1)}, v_{i'}^{(0)}} x_{i'} + b_{v_i^{(1)}} \right), \quad x \in [0, 1]^{d_0}.$$

We compute the input interval $[\ell_{v_i^{(1)}}, \mathcal{L}_{v_i^{(1)}}]$ inside $\rho(\cdot)$ by

$$\begin{aligned} \ell_{v_i^{(1)}} &= \min_{x \in [0, 1]^{d_0}} \sum_{1 \leq i' \leq d_0} w_{v_i^{(1)}, v_{i'}^{(0)}} x_{i'} + b_{v_i^{(1)}} = \sum_{1 \leq i' \leq d_0} \frac{w_{v_i^{(1)}, v_{i'}^{(0)}} - |w_{v_i^{(1)}, v_{i'}^{(0)}}|}{2} + b_{v_i^{(1)}} \\ \mathcal{L}_{v_i^{(1)}} &= \max_{x \in [0, 1]^{d_0}} \sum_{1 \leq i' \leq d_0} w_{v_i^{(1)}, v_{i'}^{(0)}} x_{i'} + b_{v_i^{(1)}} = \sum_{1 \leq i' \leq d_0} \frac{w_{v_i^{(1)}, v_{i'}^{(0)}} + |w_{v_i^{(1)}, v_{i'}^{(0)}}|}{2} + b_{v_i^{(1)}} \end{aligned} \quad (19)$$

Consider two different cases $\mathcal{L}_{v_i^{(1)}} \leq 1$ and $\mathcal{L}_{v_i^{(1)}} > 1$. If $\mathcal{L}_{v_i^{(1)}} \leq 1$, replace the activation function of $v_i^{(1)}$ by σ . According to (18), this change does not affect the local and global maps of $v_i^{(1)}$. The function realized by the network thus also remains unchanged. If $\mathcal{L}_{v_i^{(1)}} > 1$, first replace the activation function of $v_i^{(1)}$ by σ . Then add $\lceil \mathcal{L}_{v_i^{(1)}} \rceil - 1$ other nodes, denote by $v_{i1}^{(1)}, \dots, v_{ik}^{(1)}$, with $k = \lceil \mathcal{L}_{v_i^{(1)}} \rceil - 1$, at the same level as $v_i^{(1)}$. Set for the nodes $v_{i1}^{(1)}, \dots, v_{ik}^{(1)}$ the incoming edges

$$(v', v_{i1}^{(1)}), \dots, (v', v_{ik}^{(1)}), \quad \forall v' \in V^{(0)}$$

with associated weights

$$\begin{aligned} w_{v_{i1}^{(1)}, v'} &= w_{v_i^{(1)}, v'} \\ &\vdots \\ w_{v_{ik}^{(1)}, v'} &= w_{v_i^{(1)}, v'} \end{aligned}, \quad \forall v' \in V^{(0)},$$

and outgoing edges

$$(v_{i1}^{(1)}, \tilde{v}), \dots, (v_{ik}^{(1)}, \tilde{v}), \quad \forall \tilde{v} \in V^{(2)},$$

with associated weights

$$\begin{aligned} w_{\tilde{v}, v_{i1}^{(1)}} &= w_{\tilde{v}, v_i^{(1)}}, \\ &\vdots \\ w_{\tilde{v}, v_{ik}^{(1)}} &= w_{\tilde{v}, v_i^{(1)}} \end{aligned}, \quad \forall \tilde{v} \in V^{(2)}.$$

Set their biases to be

$$\begin{aligned} b_{v_{i1}^{(1)}} &= b_{v_i^{(1)}} - 1 \\ b_{v_{i2}^{(1)}} &= b_{v_i^{(1)}} - 2 \\ &\vdots \\ b_{v_{ik}^{(1)}} &= b_{v_i^{(1)}} - k. \end{aligned}$$

According to (18), sum of the global maps of $v_{i1}^{(1)}, \dots, v_{ik}^{(1)}$ and the modified node $v_i^{(1)}$ coincides with the global map of the original $v_i^{(1)}$ before modification. Therefore, the function realized by the network remains unchanged.

Denote the resulting network after replacing all ρ -nodes at level 1 by σ -nodes by $\mathcal{N}^{(1)}$. Based on the analysis above, $\mathcal{N}^{(1)}$ realizes the same function as \mathcal{N} . Since σ maps \mathbb{R} to $[0, 1]$, the input interval of the ρ -nodes in the second hidden layer can be computed in the same manner as (19). Proceeding likewise until replacing the ρ -nodes at level $L - 1$ by σ -nodes, all the hidden nodes of the resulting network, denote by $\mathcal{N}^{(L-1)}$, has the activation function σ . Since $\mathcal{N}^{(L-1)}$ realizes the same function as \mathcal{N} , meaning

$$\langle \mathcal{N}^{(L-1)} \rangle : [0, 1]^{d_0} \rightarrow [0, 1], \quad (20)$$

and

$$\sigma(x) = x, \quad \forall x \in [0, 1], \quad (21)$$

we can associate the σ activation function to its output node without changing the realized function. The resulting network is the output of extraction-step I.

If $L = 1$, we directly associate the σ activation function with the node v_{out} . By the same reasoning in (20) (21), this does not change the realized function. Take the resulting network as the output of extraction-step I.

As the ρ -network \mathcal{N} has integer weights and biases, inspection of Extraction-step I above shows that the converted σ -network \mathcal{M} also has integer weights and biases.

We demonstrate Extraction-step I with an example.

Example 2. Consider on the ReLU network in Example 1. The network has depth 4. We start off with nodes at level 1. For $v_1^{(1)}$, its input interval is $\ell_{v_1^{(1)}} = -1$ and $\mathcal{L}_{v_1^{(1)}} = 1 + 2 - 1 = 2$. We replace its activation by σ and add another node $v_{11}^{(1)}$ with σ -activation into level 1. The newly added node $v_{11}^{(1)}$ copies the incoming and outgoing edges of $v_1^{(1)}$, and has bias -2 . Likewise, the input interval of $v_2^{(1)}$ is $\ell_{v_2^{(1)}} = -2 + 1 = -1$ and $\mathcal{L}_{v_2^{(1)}} = 1$. We directly replace its activation by σ . The resulting network is shown in Figure 6.

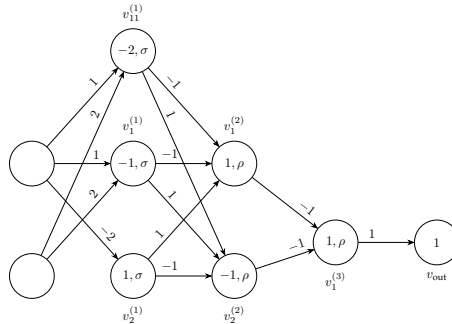


Figure 6

Proceed to nodes at level 2. For $v_1^{(2)}$, its input interval is $\ell_{v_1^{(2)}} = -1$ and $\mathcal{L}_{v_1^{(2)}} = 2$. For the node $v_2^{(2)}$, its input interval is $\ell_{v_2^{(2)}} = -2$ and $\mathcal{L}_{v_2^{(2)}} = 1$. Therefore we replace $v_1^{(2)}$ by two σ nodes and replace $v_2^{(2)}$ by only one σ nodes. The resulting network depicted in Figure 7.

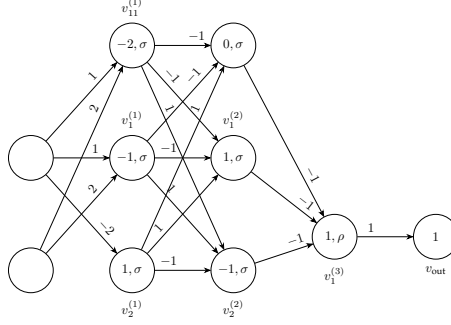


Figure 7

Finally, the node $v_1^{(3)}$ at level 3 has input interval $\ell_{v_1^{(3)}} = -2$ and $\mathcal{L}_{v_1^{(3)}} = 1$. We directly replace its activation by σ and end up with the σ -network in Figure 8.

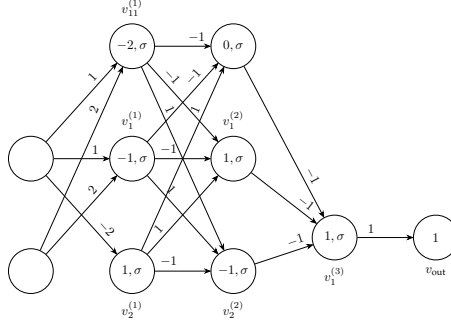


Figure 8

2.2 Extraction-step II: Associate a formula with each σ -neuron

After extraction-step I, we obtain a network consisting of only input and σ -nodes. In Section 2.2 and 2.3, denote the network produced by step I by $\mathcal{M} = (V, E, \mathcal{W}, \mathcal{B}, \Psi)$ of depth L and architecture (d_0, \dots, d_L) . Denote by $V^{(j)}$ the set of nodes at level j , for $j \in \{0, \dots, L\}$, with $|V^{(j)}| = d_j$. The goal of this step is, for every node $v \in V$, find an associated formula $[v]$ whose truth function coincides with $\langle v \rangle$.

Concretely, for every input node $v_i^{(0)} \in V^{(0)}$, $i \in \{1, \dots, d_0\}$, its local map is

$$\langle v_i^{(0)} \rangle : x \mapsto x_i, \quad x \in [0, 1]^{d_0}.$$

Let $[v_i^0] = x_i$, which satisfies

$$x_i^{\mathcal{T}}(x) = \langle v_i^{(0)} \rangle(x), \quad x \in [0, 1]^{d_0}.$$

For every non-input node $v_i^{(j)}$, $i \in \{1, \dots, d_j\}$, $j \in \{1, \dots, L\}$, its local map is

$$\sigma \left(\sum_{1 \leq i' \leq d_{j-1}} w_{v_i^{(j)}, v_{i'}^{(j-1)}} x_{i'} + b_{v_i^{(j)}} \right), \quad x \in [0, 1]^{d_{j-1}}.$$

The input interval $[\ell_{v_i^{(j)}}, \mathcal{L}_{v_i^{(j)}}]$ inside $\sigma(\cdot)$ is

$$\begin{aligned} \ell_{v_i^{(j)}} &= \min_{x \in [0, 1]^{d_{j-1}}} \sum_{1 \leq i' \leq d_{j-1}} w_{v_i^{(j)}, v_{i'}^{(j-1)}} x_{i'} + b_{v_i^{(j)}} = b + \sum_{k=1}^{d_{j-1}} \frac{m_k - |m_k|}{2} \in \mathbb{Z} \\ \mathcal{L}_{v_i^{(j)}} &= \max_{x \in [0, 1]^{d_{j-1}}} \sum_{1 \leq i' \leq d_{j-1}} w_{v_i^{(j)}, v_{i'}^{(j-1)}} x_{i'} + b_{v_i^{(j)}} = b + \sum_{k=1}^{d_{j-1}} \frac{m_k + |m_k|}{2} \in \mathbb{Z} \end{aligned} \tag{22}$$

The following lemma, proof of which can be found in Section B, form the basis for extracting a formula from a function of the form $\sigma(m_1x_1 + \dots + m_nx_n + b)$ in an iterative manner.

Lemma 1 ([27]). *Let $n \in \mathbb{N}$. Consider the function $f(x) = m_1x_1 + \dots + m_nx_n + b$, $x \in [0, 1]^n$, with $m_1, \dots, m_n, b \in \mathbb{Z}$. Assume $m_1 \geq 1$. Let $f_\circ(x) = (m_1 - 1)x_1 + m_2x_2 + \dots + m_nx_n + b$. Then,*

$$\sigma(f) = (\sigma(f_\circ) \oplus x_1) \odot \sigma(f_\circ + 1) \quad (23)$$

$$\sigma(f) = \neg\sigma(1 - f) \quad (24)$$

We design the following algorithm, call it EXTR, to extract formulae from the local maps of the hidden σ -nodes. Assume the local map is the function $\sigma(m_1x_1 + \dots + m_nx_n + b)$, with $m_1, \dots, m_n, b \in \mathbb{Z}$. First compute its input interval $[\ell, \mathcal{L}]$ as in (22). Consider three different cases, $\ell \geq 1$, $\mathcal{L} \leq 0$, and $\ell < 1$, $\mathcal{L} > 0$. If $\ell \geq 1$, then the local map reduces to the constant function 1. Let $\text{EXTR}(\sigma(m_1x_1 + \dots + m_nx_n + b)) = 1$. If $\mathcal{L} \leq 0$, then the local map reduces to the constant function 0. Let $\text{EXTR}(\sigma(m_1x_1 + \dots + m_nx_n + b)) = 0$. If $\ell < 1$ and $\mathcal{L} > 0$, assume m_k is the first non-zero coefficient, i.e., $m_1 = \dots = m_{k-1} = 0$ and $m_k \neq 0$. In this case, if $m_k > 0$, we can apply (23) in Lemma 1 with x_k in the place of x_1 to reduce the coefficient of x_k by 1. Let $f_\circ = (m_k - 1)x_k + \dots + m_nx_n + b$ and recursively apply EXTR to $\sigma(f_\circ)$ and $\sigma(f_\circ + 1)$. If otherwise $m_k < 0$, we can (24) in Lemma 1 to flip the sign of the coefficient of x_k and recursively apply EXTR to $\sigma(1 - m_kx_k - \dots - m_nx_n - b)$. We summarize EXTR in the pseudocode below.

EXTR

```

1: Input:  $\sigma(m_1x_1 + \dots + m_nx_n + b)$ 
2: Set  $\ell \leftarrow b + \sum_{k=1}^{d_j-1} \frac{m_k - |m_k|}{2}$ ,  $\mathcal{L} \leftarrow b + \sum_{k=1}^{d_j-1} \frac{m_k + |m_k|}{2}$ 
3: if  $\ell \geq 1$  then
4:   Output: 1
5: else if  $\mathcal{L} \leq 0$  then
6:   Output: 0
7: else
8:   Find the first non-zero coefficient in  $(m_1, \dots, m_{d_j-1})$ , denote by  $m_k$ 
9:   if  $m_k > 0$  then
10:     $\tau_1 \leftarrow \text{EXTR}(\sigma(m_{k+1}x_{k+1} + \dots + m_nx_n + b))$ 
11:     $\tau_2 \leftarrow \text{EXTR}(\sigma(m_{k+1}x_{k+1} + \dots + m_nx_n + b + 1))$ 
12:    Output:  $(\tau_1 \oplus x_k) \odot \tau_2$  ▷ Lemma 1
13:   else
14:     $\tau_1 \leftarrow \text{EXTR}(\sigma(-m_{k+1}x_{k+1} - \dots - m_nx_n - b + 1))$ 
15:    Output:  $\neg\tau_1$  ▷ Lemma 1
16:   end if
17: end if

```

Finally, we demonstrate EXTR by an example.

Example 3. Consider a σ -neuron v with local map

$$\langle v \rangle = \sigma(x_1 - x_2 + x_3 - 1), x \in [0, 1]^3.$$

First compute its input interval $[\ell_v, \mathcal{L}_v]$

$$\begin{aligned} \ell_v &= \min_{x \in [0, 1]^3} \{x_1 - x_2 + x_3 - 1\} = -1 - 1 = -2 \\ \mathcal{L}_v &= \max_{x \in [0, 1]^3} \{x_1 - x_2 + x_3 - 1\} = 1 + 1 - 1 = 1, \end{aligned}$$

which satisfies the condition of case 3. The first non-zero coefficient is that of x_1 , which is 1. We apply Lemma 1 to eliminate the variable x_1 from $\sigma(\cdot)$ according to

$$\sigma(x_1 - x_2 + x_3 - 1) = (\sigma(-x_2 + x_3 - 1) \oplus x_1) \odot \sigma(-x_2 + x_3). \quad (25)$$

Then we proceed to process $\sigma(-x_2 + x_3 - 1)$ and $\sigma(-x_2 + x_3)$. As

$$\max_{x_2, x_3 \in [0,1]} (-x_2 + x_3 - 1) = 1 - 1 = 0,$$

applying extraction-step-II to $\sigma(-x_2 + x_3 - 1)$ returns 0. As to $\sigma(-x_2 + x_3)$, first compute that that

$$\begin{aligned} \min_{x_1, x_2 \in [0,1]} (-x_2 + x_3) &= -1 - 1 = -2 \\ \max_{x_1, x_2 \in [0,1]} (-x_2 + x_3) &= 1 + 1 - 1 = 1, \end{aligned}$$

which satisfies the condition of case 3. Its first non-zero coefficient is that of x_2 , which is -1 . Therefore, we apply Lemma 1 to flip the sign of the coefficient of x_2 according to

$$\sigma(-x_2 + x_3) = \neg\sigma(x_2 - x_3 + 1),$$

and then apply Lemma 1 to eliminate x_2 from $\sigma(\cdot)$ as follows

$$\sigma(x_2 - x_3 + 1) = (\sigma(-x_3 + 1) \oplus x_2) \odot \sigma(x_2 - x_3 + 2). \quad (26)$$

Without further getting into the details, we note that applying extraction-step II to the σ terms on the RHS of (26) returns

$$\begin{aligned} [\sigma(-x_3 + 1)] &= \neg x_3 \\ [\sigma(x_2 - x_3 + 2)] &= 1 \end{aligned} \quad (27)$$

Substituting (27) into (26) and the result thereof back into (25), the formula associated with v is

$$[v] = (0 \oplus x_1) \odot \neg((\neg x_3 \oplus x_2) \odot 1) \quad (28)$$

2.3 Extraction-step III: composition by substitution

Denote by $\mathcal{C} = \{[v] : v \in V\}$ the set of formulae associated with all σ -nodes obtained by the previous step. At this step, the goal is to employ the elements of \mathcal{C} to construct a formula τ satisfying

$$\tau^{\mathbb{I}}(x) = \langle \mathcal{M} \rangle(x) = \langle \mathcal{N} \rangle(x), \quad \forall x \in [0, 1]^{d_0}. \quad (29)$$

As the input-output map of \mathcal{M} is effected by compositions of the local maps of nodes in each layer, this step is carried out by way of substitution. The idea is as follows. Suppose that the neurons $\sigma^{(1)}(\cdot)$ and $\sigma^{(2)}(\cdot)$ have associated formulae $\tau^{(1)}$ and $\tau^{(2)}$, respectively, and a third neuron $\sigma^{(3)}(m_1 x_1 + m_2 x_2 + b)$ has associated formula $\tau^{(3)}(x_1, x_2)$. The formula corresponding to the composed function $\sigma^{(3)}(m_1 \sigma^{(1)} + m_2 \sigma^{(2)} + b)$ is obtained by simultaneously replacing all occurrences of the variable x_1 in $\tau^{(3)}$ by $\tau^{(1)}$ and all occurrences of the variable x_2 by $\tau^{(2)}$. Concretely, extraction-step III proceeds as follows. If $L = 1$, the input-output map of \mathcal{M} is simply the local map of v_{out} . Taking $\tau = [v_{\text{out}}]$ satisfies (29). If $L \geq 2$. We carry out the substitution by levels. For every node $v_i^{(2)} \in V^{(2)}$, substitute $[v_{i'}^{(1)}]$, for $i' \in \{1, \dots, d_1\}$, for all occurrences of $x_{i'}$ in the formula $[v_i^{(2)}]$. Denote the resulting formula by $[[v_i^{(2)}]]$. Next, for every $v_i^{(3)} \in V^{(3)}$, substitute $[[v_{i'}^{(2)}]]$, for $i' \in \{1, \dots, d_2\}$, for all occurrences of $x_{i'}$ in the formula $[v_i^{(3)}]$. Denote the resulting formula by $[[v_i^{(3)}]]$. Proceeding likewise until the last level. Substitute $[[v_{i'}^{(L-1)}]]$, for $i' \in \{1, \dots, d_{L-1}\}$, for all occurrences of $x_{i'}$ in the formula $[v_{\text{out}}]$. The resulting formula $[[v_{\text{out}}]]$ satisfies

$$[[v_{\text{out}}]]^{\mathbb{I}}(x) = \langle \langle v_{\text{out}} \rangle \rangle(x) = \langle \mathcal{M} \rangle(x), \quad \forall x \in [0, 1]^{d_0}$$

3 Graphical representation of formulae

The extraction algorithm, which we have just reviewed as is proposed in [21], produces Łukasiewicz logic formulae—in the form of finite strings—that express functions realized by ReLU networks. In the context of ReLU network identification, the extraction algorithm allows to translate structural and parametric

modification of ReLU networks into syntactic manipulation of the associated formulae. Representing the formulae by finite strings, however, might lose structural information of the network's architecture. In other words, there exist architecturally different (and functionally equivalent) ReLU networks for which the extraction algorithm in Section 2 produces the same formula. We illustrate this point with a simple example.

Example 4. Consider the two ReLU networks \mathcal{N}_1 and \mathcal{N}_2 depicted in Figure 9. On $[0, 1]$, they realize the same function:

$$\langle \mathcal{N}_1 \rangle(x_1) = \langle \mathcal{N}_2 \rangle(x_1) = \begin{cases} 0, & 0 \leq x_1 \leq 5/6 \\ 6x_1 - 5, & 5/6 < x_1 \leq 1 \end{cases}.$$

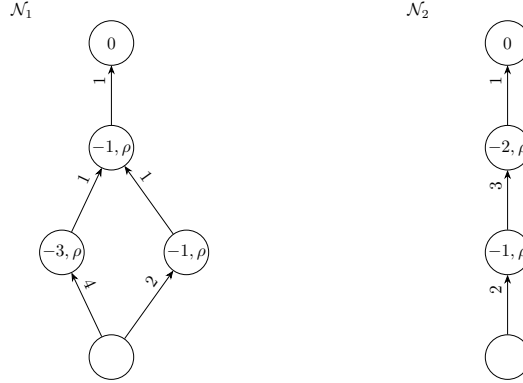


Figure 9: Two functionally equivalent ReLU networks $\mathcal{N}_1, \mathcal{N}_2$.

We run the extraction algorithm in Section 2 on \mathcal{N}_1 and \mathcal{N}_2 .

Extraction-Step I: convert into σ -networks. The σ -networks converted from \mathcal{N}_1 and \mathcal{N}_2 are depicted in Figure 10.

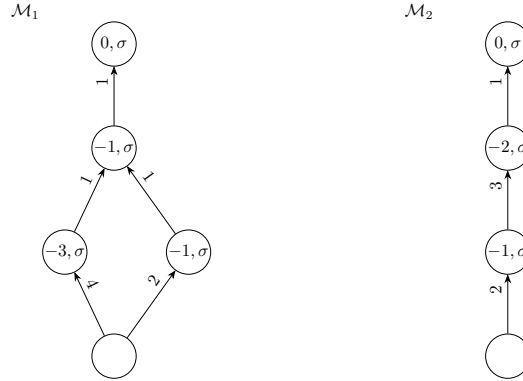


Figure 10: \mathcal{M}_1 and \mathcal{M}_2 are the σ -networks obtained by running Extraction-Step I on \mathcal{N}_1 and \mathcal{N}_2 .

Extraction-Step 2: extract formulae from each node. The results are shown in Figure 11, where each extracted formula is labeled next to its associated node.

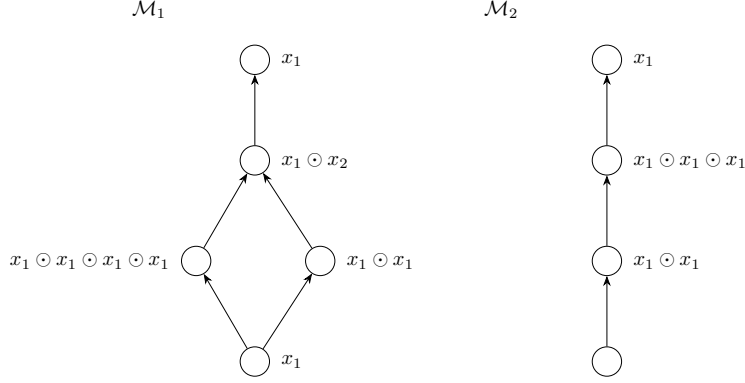


Figure 11: Formulae associated with individual nodes.

Extraction-Step 3: compose by substitution. For the network \mathcal{M}_1 , substitute $x_1 \odot x_1 \odot x_1 \odot x_1 \odot x_1$ and $x_1 \odot x_1$ for x_1 and x_2 , respectively, in the formula $x_1 \odot x_2$ returns $x_1 \odot x_1 \odot x_1 \odot x_1 \odot x_1 \odot x_1$. For the network \mathcal{M}_2 , substitute $x_1 \odot x_1$ for x_1 in the formula $x_1 \odot x_1 \odot x_1$ also returns $x_1 \odot x_1 \odot x_1 \odot x_1 \odot x_1 \odot x_1$.

In Example 4, \mathcal{N}_1 and \mathcal{N}_2 have different architectures. Applying the extraction algorithm in [21] to each of them, the intermediate outcomes (the converted σ -networks and the graph of extracted formulae from σ -nodes) remain structurally distinct until the end of Step 2. At step 3, however, by composing the intermediate outcomes through substitution into single strings, the graphical structures of \mathcal{N}_1 and \mathcal{N}_2 collapse, leaving them indistinguishable from the extracted formulae.

Since we utilize the extracted formula as a proxy to effect the architectural and parametric network modifications, we would like the formula to preserve information of the network architecture. To this end, we adapt the extraction algorithm in Section 2 as follows. Given a ReLU network \mathcal{N} , we run only extraction-step I and II; after step II, we take the resulting layered graph along with the formulae associated with the individual σ -neurons to represent the Łukasiewicz formula extracted from \mathcal{N} . In such a graphical representation, the edges between layers indicate the direction of substitutions; the formula represented by the graph is the one obtained by carrying out the substitutions along the layers—just as instructed by extraction-step III in Section 2. The rest of this section is devoted to formalizing the graphical representation of formulae.

We start by formally defining the notion of substitution.

Definition 11. Let $n, k \in \mathbb{N}$, $k \leq n$, and let $\{i_1, \dots, i_k\} \subset \{1, \dots, n\}$. Consider a formula τ and k formulae τ_1, \dots, τ_k . A substitution is a non-empty finite set of the form

$$\{x_{i_1} \mapsto \tau_1, \dots, x_{i_k} \mapsto \tau_k\},$$

where we call τ_1, \dots, τ_k the substitutors. The application of a substitution $\{x_{i_1} \mapsto \tau_1, \dots, x_{i_k} \mapsto \tau_k\}$ to a formula τ is effected by simultaneously replacing all occurrences in τ of x_{i_1} by τ_1 , x_{i_2} by τ_2 , \dots , x_{i_k} by τ_k . Denote the resulting formula by $\tau\{x_{i_1} \mapsto \tau_1, \dots, x_{i_k} \mapsto \tau_k\}$.

Remark 3.1. In Definition 11, if for some index i_j , x_{i_j} has no occurrence in τ , then the replacement of x_{i_j} by τ_{i_j} in τ is vacuous. For example, $x_2\{x_1 \mapsto (x_1 \oplus x_1)\} = x_2$. By definition, applying any substitution to the constant elements 0 and 1 always returns 0 and 1, respectively.

We are now ready to define the graphical representation of a formula.

Definition 12. Let $L \in \mathbb{N}$, $d_0, \dots, d_{L-1} \in \mathbb{N}$, $d_L = 1$. Consider a layered graph (V, E) of architecture (d_0, \dots, d_L) . Denote the set of nodes at level j , for $j \in \{0, \dots, L\}$, by $V^{(j)}$ with $|V^{(j)}| = d_j$. Let $\mathcal{C} = \{[v] : v \in V\}$ be a set of formulae associated with each node in V , such that

- for $v_i^{(0)} \in V^{(0)}$, $i \in \{1, \dots, d_0\}$, $[v_i^{(0)}] = x_i$.
- For $v_i^{(j)} \in V^{(j)}$, $i \in \{1, \dots, d_j\}$, $j \in \{1, \dots, L\}$, $[v_i^{(j)}]$ is a formula whose variables are contained in $\{x_{i'} : i' \in \{1, \dots, d_{j-1}\}\}$.

For $j \in \{0, 1, \dots, L-1\}$, define the substitution associated with the edges from level j to level $j+1$

$$\zeta^{(j,j+1)} = \{x_i \mapsto [v_i^{(j)}] : i = 1, \dots, d_j\}.$$

We call the tuple $\mathcal{G} = (V, E, \mathcal{C})$ a substitution graph and define the formula represented by \mathcal{G} to be

$$[\mathcal{G}] = ([v_{\text{out}}]\zeta^{(L-1,L)}\zeta^{(L-2,L-1)} \dots \zeta^{(0,1)}). \quad (30)$$

For a ReLU network \mathcal{N} , let $G = (V, E)$ be the layered graph underlying the σ -network \mathcal{M} converted from \mathcal{N} by extraction-step I. Let $\mathcal{C} = \{[v] : v \in V\}$ be the set of formulae extracted from each node of \mathcal{M} by extraction-step II. It is easy to check that $\mathcal{G} = (V, E, \mathcal{C})$ constitutes a substitution graph according to Definition 12. Henceforth, we consider \mathcal{G} to be the outcome of applying the extraction algorithm to \mathcal{N} , and take $[\mathcal{G}]$ as the formula extracted from \mathcal{N} .

Note that the order of substitution as defined in Definition 12 is different from that followed by extraction-step III in Section 2. The substitution in (30) in Definition 12 proceeds from the output layer towards the input layer; in extraction-step III, we start from the input layer and substitute the formulae associated with each individual nodes into its child nodes, all the way until the output node. In the following, we show that $[\mathcal{G}]$ is identical to the formula produced by extraction-step III. In fact, the order of substitution does not matter. To see this point, recall that syntactic substitution amounts semantically to functional composition. For any three functions f_1, f_2, f_3 with appropriate input and output dimensions, $f_1 \circ (f_2 \circ f_3)$ —first composing f_2 and f_3 and then composing the resulting function with f_1 —gives the same function as $(f_1 \circ f_2) \circ f_3$ —first composing f_1 and f_2 and then composing the resulting function with f_3 .

Below, we first define the notion of composition for substitutions. The claim that, for every substitution graph \mathcal{G} , $[\mathcal{G}]$ is identical to the formula produced by extraction-step III follows immediately.

Definition 13. [28, pp.74] [29] Let $k \in \mathbb{N}$ and $\{i_1, \dots, i_k\} \subset \mathbb{N}$. Consider two substitutions $\zeta = \{x_{i_1} \mapsto \delta_1, \dots, x_{i_k} \mapsto \delta_k\}$ and ζ' . Define their composition, denoted by $\zeta \bullet \zeta'$, to be the substitution

$$\{x_{i_1} \mapsto \delta_1\zeta', \dots, x_{i_k} \mapsto \delta_k\zeta'\}.$$

Lemma 2. For a formula τ and two substitutions ζ, ζ' ,

$$\tau(\zeta \bullet \zeta') = (\tau\zeta)\zeta'.$$

Proof. See Section C.1. □

Proposition 3. Let $\mathcal{G} = (V, E, \mathcal{C})$ be a substitution graph. Applying extraction-step III on \mathcal{G} returns the formula $[\mathcal{G}]$.

Proof. Assume \mathcal{G} has depth $L \in \mathbb{N}$. Denote the substitution associated with the edges from level j to level $j+1$ by

$$\zeta^{(j,j+1)} = \{x_i \mapsto [v_i^{(j)}] : i = 1, \dots, d_j\},$$

for $j \in \{0, 1, \dots, L-1\}$. Applying extraction-step III on \mathcal{G} returns the formula

$$[v_{\text{out}}](\zeta^{(L-1,L)} \bullet \dots \bullet (\zeta^{(1,2)} \bullet (\zeta^{(1,2)} \bullet \zeta^{(0,1)})))$$

By Lemma 2,

$$[v_{\text{out}}](\zeta^{(L-1,L)} \bullet \dots \bullet (\zeta^{(1,2)} \bullet (\zeta^{(1,2)} \bullet \zeta^{(0,1)}))) = ([v_{\text{out}}]\zeta^{(L-1,L)}\zeta^{(L-2,L-1)} \dots \zeta^{(0,1)}) = [\mathcal{G}].$$

□

3.1 A normal form based on substitution

A truth function (realized by a ReLU network) in Łukasiewicz logic can be expressed by different formulae, e.g., both $x_1^{\mathbb{I}}$ and $(\neg\neg x_1)^{\mathbb{I}}$ is the identity function $x_1 \mapsto x_1, \forall x_1 \in [0, 1]$. A formula can also be expressed by different substitution graphs, c.f. Figure 11. To facilitate the conversion between truth functions and formulae in Łukasiewicz logic, in this subsection, we propose a new normal form based on the graphical representation above.

Recall the basic elements required to define a normal form: (1) a family of the so-called *minterms* that work as elementary building blocks to construct normal formulae; (2) a way to build the minterms into formulae. We first define the family of minterms.

Definition 14. For $n \in \mathbb{N}$, $m_1, \dots, m_n, b \in \mathbb{Z}$, denote the formula extracted from the function $\sigma(m_1x_1 + \dots + m_nx_n + b)$ by the algorithm *EXTR* in Section 2 by $\text{EXTR}(\sigma(m_1x_1 + \dots + m_nx_n + b))$. We define a family of minterms, denoted by $\mathcal{C}_{\text{norm}}$, to be the collection of all such formulae. That is,

$$\mathcal{C}_{\text{norm}} = \{\text{EXTR}(\sigma(m_1x_1 + \dots + m_nx_n + b)) : n \in \mathbb{N}, m_1, \dots, m_n, b \in \mathbb{Z}\}.$$

Denote by $C = \{\sigma(m_1x_1 + \dots + m_nx_n + b) : n \in \mathbb{N}, m_1, \dots, m_n, b \in \mathbb{Z}\}$ the set of all the functional expressions of local maps of σ -nodes. For every formula $\tau \in \mathcal{C}_{\text{norm}}$, its truth function $\tau^\mathbb{I}$ clearly is a member of C . Let $\kappa : \mathcal{C}_{\text{norm}} \rightarrow C$ be the function that maps formulae in $\mathcal{C}_{\text{norm}}$ to their functional expressions. Specifically,

$$\kappa(\tau) = \begin{cases} 0, & \tau = 0 \\ 1, & \tau = 1 \\ \tau^\mathbb{I}, & \text{otherwise} \end{cases}. \quad (31)$$

For later use, we state a technical lemma.

Lemma 3. Consider a non-degenerate ReLU network \mathcal{N} . Let \mathcal{M} be the σ -network converted from \mathcal{N} by extraction-step I in Section 2.1. Denote the set of σ -nodes of \mathcal{M} by V , and by $\mathcal{C} = \{[v] : v \in V\}$ the set of formulae associated with the individual nodes of \mathcal{M} . For every $v \in V$,

$$\kappa([v]) = \langle v \rangle.$$

Proof. See Section C.2. □

As to (2), we employ the notion of graphical representations above to define how the minterms are connected to build normal formulae. Formally,

Definition 15. Let $\mathcal{G} = (V, E, \mathcal{C})$ be a substitution graph. We call it normal if for every $v \in V$, $[v] \in \mathcal{C}_{\text{norm}}$. We say a formula is in normal form if it can be represented by a normal substitution graph.

Note that for every ReLU network \mathcal{N} realizing a Łukasiewicz truth function, applying the (adapted) extraction algorithm always results in a normal substitution graph. Furthermore, we also show that the new normal form can exhaustively represent all truth functions in Łukasiewicz logic. Formally,

Proposition 4. Let $n \in \mathbb{N}$, for every McNaughton function $f : [0, 1]^n \rightarrow [0, 1]$, there exists a normal formula τ satisfying $\tau^\mathbb{I}(x) = f(x)$, $\forall x \in [0, 1]^n$.

Proof. By Lemma 6 in Section C, there exists a ReLU network \mathcal{N} with integer weights and biases satisfying

$$\langle \mathcal{N} \rangle(x) = f(x), \forall x \in [0, 1]^n.$$

Applying the extraction algorithm to \mathcal{N} returns a normal substitution graph \mathcal{G} , which represents the normal formula $[\mathcal{G}]$, satisfying

$$[\mathcal{G}]^\mathbb{I}(x) = \langle \mathcal{N} \rangle(x) = f(x), \quad \forall x \in [0, 1]^n.$$

□

Two other normal forms for Łukasiewicz logic [30, 31] have been proposed in the literature. Boolean logic as a special case of Łukasiewicz logic also has different normal forms, namely the conjunctive normal form and the disjunctive normal form. We now briefly review these existing normal forms and compare them with the new normal form we propose above.

Mundici [30] proposed a normal form whose minterms are formulae associated with Schauder hats, which are functions of pyramidal shape supported on unions of simplices. Formulae in this normal form are built up by concatenating the minterms by the operation \oplus . Di Nola and Lettieri [31] proposed a normal form whose minterms are same as $\mathcal{C}_{\text{norm}}$ in Definition 14, and formulae are built up from minterms by concatenation with $x \wedge y := \neg(\neg x \odot y) \odot y$ and $x \vee y := \neg(\neg x \oplus y) \oplus y$. For Boolean disjunctive normal form, the minterms are clauses consisting of propositional variables (or negations) concatenated by \odot , e.g., $x_1 \odot x_2 \odot x_3$, which are further concatenated by \oplus to form normal formulae. Conversely, the conjunctive normal form in Boolean logic, the minterms are clauses consisting of propositional variables (or negations) concatenated by \oplus , which are further concatenated by \odot to form normal formulae.

Our normal form differs from the existing ones most prominently in the way the minterms are connected. In Definition 15, the minterms are substituted following a graph structure to form a normal formula. In contrast, all other normal forms mentioned above build normal formulae by way of concatenation.

Finally, we remark that the existing normal forms are proposed for certain utilitarian purposes. Disjunctive and conjunctive normal forms are useful for automated theorem proving, Di Nola and Lettieri's normal form is proposed to study the length of Łukasiewicz logic formulae, and Mundic's normal form is proposed as a consequence of a constructive proof of the McNaughton theorem. Similarly, we propose the substitution-based normal form above in the context of ReLU network identification. The further development of this normal form and the systematic study of its computational complexity and conversion with other normal forms are outside the scope of this paper; we leave it to future work.

4 Syntactic derivation of Łukasiewicz formulae

Recall the three pillars discussed in Section 1 that guarantee the completeness of ReLU network identification: (a) The input-output map of every ReLU network can be expressed by a formula. (b) For every two functionally equivalent formulae τ, τ', τ'' can be derived from τ by the MV axioms. (c) Every ReLU network can be constructed from a Łukasiewicz formula. Among them, (b) is proved by Chang's completeness theorem [19, 24]. In Section 2 and 3, we established (a) by way of an extraction algorithm that outputs formulae represented by substitution graphs. In this section, we introduce the derivation of formulae in more detail. In particular, we shall show that the derivation can be equivalently carried out on their representing graphs.

We first introduce the relevant concepts by way of a simple example. Consider the formula $\tau = ((x_1 \oplus x_2) \odot \neg(x_1 \oplus x_2)) \oplus x_3$. We can apply the MV axiom Ax.3', namely $x \odot \neg x = 0$ to manipulate it according to

$$\begin{aligned} & ((x_1 \oplus x_2) \odot \neg(x_1 \oplus x_2)) \oplus x_3 \\ &= 0 \oplus x_3 \end{aligned}$$

and then apply the MV axiom Ax.1., namely $x \oplus y = y \oplus x$, to manipulate the resulting formula by

$$\begin{aligned} & 0 \oplus x_3 \\ &= x_3 \oplus 0 \end{aligned}$$

Finally, by Ax.5, namely $x \oplus 0 = 0$, we manipulate the formula by

$$\begin{aligned} & x_3 \oplus 0 \\ &= 0. \end{aligned}$$

In the example above, at each manipulation step, we take a formula τ and replace a *subformula* γ of it by another formula γ' . The formula remains functionally equivalent after replacement because the logic equation $\gamma = \gamma'$ is an *instantiation* of an MV axiom. We say τ' can be derived from τ if τ' can be obtained from τ after one or finitely many manipulation steps. Below we formally define the notion of subformula, logic equation, and axiom instantiation.

Definition 16. Let τ be a formula. We say that γ is a *subformula* of τ if it is a substring of τ and is a formula.

Note that every string is a substring of itself. Hence every formula is a subformula of itself.

Definition 17. A *logic equation* is an expression of the form

$$\tau = \tau',$$

where τ and τ' are formulae.

Axioms are equations by definition. Aside from axioms, we also obtain equations by instantiating axioms as follows.

Definition 18. Let the equation $\epsilon = \epsilon'$ be an axiom. Consider an equation $\tau = \tau'$. We say that $\tau = \tau'$ is an *instantiation* of the axiom $\epsilon = \epsilon'$ if there exists a substitution ζ such that τ is identical to $\epsilon\zeta$, and τ' is identical to $\epsilon'\zeta$.

For example, $(x_1 \oplus x_2) \odot \neg(x_1 \oplus x_2) = 0$ is an instantiation of the axiom $x \odot \neg x = 0$ with the substitution $\{x \mapsto (x_1 \oplus x_2)\}$, $0 \oplus x_3 = x_3 \oplus 0$ is an instantiation of the axiom $x \oplus y = y \oplus x$ with the substitution $\{x \mapsto 0, y \mapsto x_3\}$, and $x_3 \oplus 0 = 0$ is an instantiation of the axiom $x \oplus 0 = 0$ with the substitution $\{x \mapsto x_3\}$.

We proceed to formally define the notion of derivation.

Definition 19. Let \mathcal{E} be a set of axioms. Consider two formulae τ and τ' . We say that τ' is derived from τ by the axiom $e \in \mathcal{E}$, denoted by $\tau \xrightarrow{e} \tau'$, if there a subformula γ of τ and a subformula γ' of τ' , such that replacing γ by γ' in τ results in τ' , and the equation $\gamma = \gamma'$ is an instantiation of e . We say that τ' can be derived from τ by the set of axioms \mathcal{E} , denoted by $\tau \xrightarrow{\mathcal{E}} \tau'$, if there exist a finite sequence of formulae τ_1, \dots, τ_T , and $e_t \in \mathcal{E}$, for $t = 1, \dots, T-1$, such that $\tau = \tau_1$, $\tau' = \tau_T$, and $\tau_t \xrightarrow{e_t} \tau_{t+1}$, for $t = 1, \dots, T-1$.

By the notation in Definition 19,

$$((x_1 \oplus x_2) \odot \neg(x_1 \oplus x_2)) \oplus x_3 \xrightarrow{\text{MV}} 0$$

We proceed to define the counterpart operation on substitution graphs that effects as syntactic derivation of their represented formulae.

Definition 20. Let \mathcal{E} be a set of axioms. Let $L \in \mathbb{N}$. Consider two substitution graphs $\mathcal{G} = (V, E, \mathcal{C})$ and \mathcal{G}' . Assume \mathcal{G} has architecture (d_0, \dots, d_L) . Denote the set of nodes of \mathcal{G} at level j , for $j \in \{0, \dots, L\}$, by $V^{(j)}$ with $|V^{(j)}| = d_j$. We say that \mathcal{G}' is derived from \mathcal{G} by applying the axiom $e \in \mathcal{E}$, denoted by $\mathcal{G} \xrightarrow{e} \mathcal{G}'$, if there exists a node v of \mathcal{G} with $\text{lv}(v) \in \{1, \dots, L\}$ and associated formula $[v] = \tau$, and a formula τ' , such that

- $\tau \xrightarrow{e} \tau'$
- \mathcal{G}' is obtained by replacing the associated formula of v by τ' .

We demonstrate Definition 20 by a simple example.

Example 5. Consider the substitution graph \mathcal{G} in Figure 12. It represents the formula $((x_1 \oplus 0) \odot (x_1 \oplus 0)) \oplus \neg(\neg x_1 \odot 0)$. The node $v_1^{(1)}$ has associated formula $[v_1^{(1)}] = x_1 \oplus 0$. The formula x_1 can be derived from $x_1 \oplus 0$ by the MV axiom Ax.5. in Definition 3. Letting $[v_1^{(1)}] = x_1$ results in the substitution graph \mathcal{G}_2 in Figure 12, which represents the formula $(x_1 \odot x_1) \oplus \neg(\neg x_1 \odot 0)$.

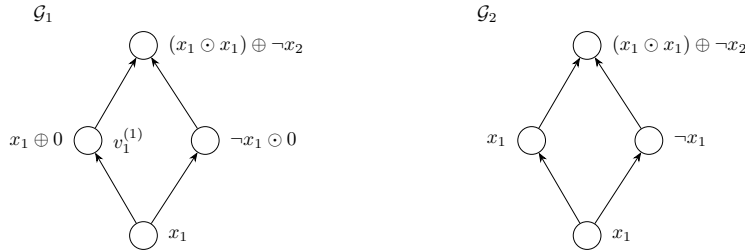


Figure 12: Two substitution graphs $\mathcal{G}_1, \mathcal{G}_2$. \mathcal{G}_2 is derived from \mathcal{G}_1 by the MV axiom Ax.5.

As mentioned before, a formula can be represented by different graphs. To allow the transformation between graphs representing the same formula, we define two auxiliary operations below, namely substitution collapse and substitution expansion. Informally, substitution collapse merges two adjacent substitutions $\zeta^{(k,k+1)}$ and $\zeta^{(k+1,k+2)}$ into their composition and remove all the nodes at level k ; conversely, substitution expansion expands some substitution $\zeta^{(k,k+1)}$ into two substitutions ζ_1, ζ_2 satisfying $\zeta_1 \bullet \zeta_2 = \zeta^{(k,k+1)}$ so as to split layer k into two layers.

Definition 21. Let $L \in \mathbb{N}$. Consider two substitution graphs $\mathcal{G} = (V, E, \mathcal{C})$ and \mathcal{G}' . Assume \mathcal{G} has architecture (d_0, \dots, d_L) . Denote the set of nodes of \mathcal{G} at level j by $V^{(j)}$ with $|V^{(j)}| = d_j$, for $j \in \{0, \dots, L\}$. For $j \in \{0, \dots, L-1\}$, denote the substitution associated with the edges from level j to level $j+1$ by

$$\zeta^{(j,j+1)} = \{x_i \mapsto [v_i^{(j)}] : i = 1, \dots, d_j\}.$$

We say that \mathcal{G}' can be derived from \mathcal{G} by substitution collapse, denoted by $\mathcal{G} \rightsquigarrow^{\downarrow} \mathcal{G}'$, if there exists $k \in \{1, \dots, L-1\}$ such that \mathcal{G}' is obtained by

- replacing the formula associated with each node $v_i^{(k+1)}$, for $i \in \{d_1, \dots, d_{k+1}\}$, by $[v_i^{(k+1)}]_{\zeta^{(k,k+1)}}$
- adding edges between nodes in level $k-1$ and level $k+1$

$$(v_{i'}^{(k-1)}, v_i^{(k+1)}), \quad \forall i \in \{1, \dots, d_{k+1}\}, \forall i' \in \{1, \dots, d_{k-1}\}$$

- removing all the nodes at level k along with the incoming and outgoing edges.

Definition 22. Let $L \in \mathbb{N}$. Consider two substitution graphs $\mathcal{G} = (V, E, \mathcal{C})$ and \mathcal{G}' . Assume \mathcal{G} has architecture (d_0, \dots, d_L) . Denote the set of nodes of \mathcal{G} at level j by $V^{(j)}$ with $|V^{(j)}| = d_j$, for $j \in \{0, \dots, L\}$. For $j \in \{0, \dots, L-1\}$, denote the substitution associated with the edges from level j to level $j+1$ by

$$\zeta^{(j,j+1)} = \{x_i \mapsto [v_i^{(j)}] : i = 1, \dots, d_j\}.$$

We say that \mathcal{G}' can be derived from \mathcal{G} by substitution expansion, denoted by $\mathcal{G} \rightsquigarrow^{\uparrow} \mathcal{G}'$, if there exists $k \in \{1, \dots, L\}$, formulae $\tau_1, \dots, \tau_{d_k}$ and a substitution $\zeta = \{x_1 \mapsto \gamma_1, \dots, x_d \mapsto \gamma_d\}$ satisfying

$$[v_i^{(k)}] = \tau_i \zeta, \text{ for } i \in \{1, \dots, d_k\},$$

and \mathcal{G}' is obtained by

- replacing the formula associated with the node $v_i^{(k)}$ by τ_i , for $i \in \{1, \dots, d_k\}$,
- removing all the edges from level $k-1$ to level k
- between level k and $k-1$, inserting nodes v_1, \dots, v_d with associated formula $[v_1] = \gamma_1, \dots, [v_d] = \gamma_d$, along with the edges

$$(v_p, v_i^{(k)}), \quad \forall i \in \{1, \dots, d_k\}, \forall p \in \{1, \dots, d\}$$

$$(v_{i'}^{(k-1)}, v_p), \quad \forall i' \in \{1, \dots, d_{k-1}\}, \forall p \in \{1, \dots, d\}$$

We demonstrate Definition 21 and Definition 22 by a simple example.

Example 6. In Figure 13, \mathcal{G}_1 is a clip from some substitution graph. We demonstrate on \mathcal{G}_1 how to perform substitution collapse to remove the nodes at level k . Specifically, change the formula associated with the nodes $v_1^{(k+1)}, v_2^{(k+1)}, v_3^{(k+1)}$ by $[v_1^{(k+1)}]_{\zeta^{(k,k+1)}}$, $[v_2^{(k+1)}]_{\zeta^{(k,k+1)}}$, $[v_3^{(k+1)}]_{\zeta^{(k,k+1)}}$, respectively. Then add edges between all the nodes at level $k+1$ and level $k-1$. Finally, removing all the nodes at level k along with the associated incoming and outgoing edges returns the graph \mathcal{G}_2 in Figure 13.

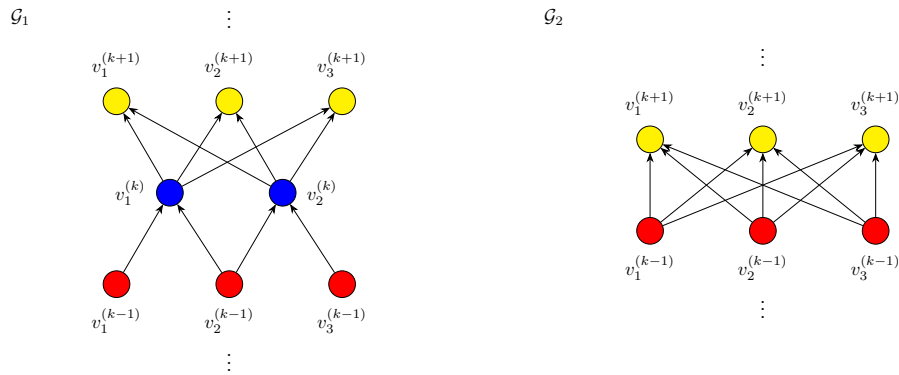


Figure 13: \mathcal{G}_2 is derived from \mathcal{G}_1 by substitution collapse.

In Figure 14, \mathcal{G}_3 is also a clip from some substitution graph. Assume there exist formulae τ_1, τ_2, τ_3 and a substitution $\zeta = \{x_1 \mapsto \gamma_1, \dots, x_4 \mapsto \gamma_4\}$, such that $[v_1^{(k)}] = \tau_1\zeta$, $[v_2^{(k)}] = \tau_2\zeta$, $[v_3^{(k)}] = \tau_3\zeta$. Then we can rewrite the substitution $\zeta^{(k,k+1)}$ into the composition of the substitution $\{x_1 \mapsto \tau_1, x_2 \mapsto \tau_2, x_3 \mapsto \tau_3\}$ with ζ , and so as to expand the graph by one layer, as shown in \mathcal{G}_4 .

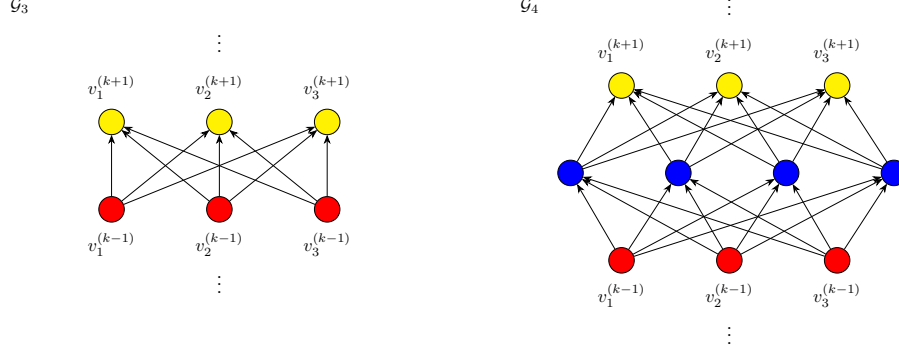


Figure 14: \mathcal{G}_2 is derived from \mathcal{G}_1 by substitution expansion.

Substitution collapse and expansion do not change the formula represented by the graph, c.f. Lemma 7 and Lemma 8 in Section D. Moreover, all substitution graphs representing the same formula can be transformed from one another by a sequence of substitution collapses and expansions.

Lemma 4. Let \mathcal{G} and \mathcal{G}' be two substitution graphs representing the same formula, i.e., $[\mathcal{G}] = [\mathcal{G}']$. Then there exists a finite sequence of substitution graphs $\mathcal{G}_1, \dots, \mathcal{G}_T$ such that $\mathcal{G}_1 = \mathcal{G}, \mathcal{G}_T = \mathcal{G}'$, and for $t \in \{1, \dots, T-1\}$, $\mathcal{G}_t \xrightarrow{\downarrow} \mathcal{G}_{t+1}$ or $\mathcal{G}_t \xrightarrow{\uparrow} \mathcal{G}_{t+1}$.

Proof. See Section D.1. □

For two substitution graphs \mathcal{G} and \mathcal{G}' , we say that \mathcal{G}' is derived from \mathcal{G} by applying a set of axioms if \mathcal{G}' is obtained from \mathcal{G} after a finite sequence of operations including the axiom derivation in Definition 20, substitution collapse, and substitution expansion. Formally,

Definition 23. Let \mathcal{E} be a set of axioms. Consider two substitution graphs \mathcal{G} and \mathcal{G}' . We say that \mathcal{G}' is derived from \mathcal{G} by applying the set of axioms \mathcal{E} , denoted by $\mathcal{G} \xrightarrow{\mathcal{E}} \mathcal{G}'$, if there exist a finite sequence of substitution graphs $\mathcal{G}_1, \dots, \mathcal{G}_T$, such that $\mathcal{G}_1 = \mathcal{G}, \mathcal{G}_T = \mathcal{G}'$, and for $t \in \{1, \dots, T-1\}$, one of the following three conditions holds:

- $\mathcal{G}_t \xrightarrow{\downarrow} \mathcal{G}_{t+1}$,
- $\mathcal{G}_t \xrightarrow{\uparrow} \mathcal{G}_{t+1}$,
- $\exists e \in \mathcal{E}, \mathcal{G}_t \xrightarrow{e} \mathcal{G}_{t+1}$.

Finally, we state that the syntactic manipulation of formulae in Definition 19 can be equivalently carried out on their representation graphs, and vice versa.

Proposition 5. Let \mathcal{E} be a set of axioms. For two substitution graphs \mathcal{G} and \mathcal{G}' , $[\mathcal{G}] \xrightarrow{\mathcal{E}} [\mathcal{G}']$ iff $\mathcal{G} \xrightarrow{\mathcal{E}} \mathcal{G}'$.

Proof. See Section D.2. □

A direct corollary of Proposition 5 is that the syntactic graphical derivation is complete for Łukasiewicz logic.

Proposition 6. Let $d_0 \in \mathbb{N}$. For two substitution graphs \mathcal{G} and \mathcal{G}' with d_0 input nodes, if their represented formulae are functionally equivalent, i.e., $[\mathcal{G}]^{\mathbb{I}}(x) = [\mathcal{G}']^{\mathbb{I}}(x)$, for all $x \in [0, 1]^{d_0}$ then $\mathcal{G} \xrightarrow{\text{MV}} \mathcal{G}'$.

Proof. As $[\mathcal{G}]$ and $[\mathcal{G}']$ are functionally equivalent, by Theorem 1.2 [19, 24], $[\mathcal{G}] \stackrel{\mathcal{MV}}{\sim} [\mathcal{G}']$. Then by Proposition 5, $\mathcal{G} \stackrel{\mathcal{MV}}{\sim} \mathcal{G}'$. \square

Note that after one manipulation step in the form of substitution collapse, expansion, or the operation in Definition 20, a normal substitution graph might not be normal anymore. But Proposition 6 implies that if two normal substitution graphs represent functionally equivalent formulae, then they can be always derived from one another by the MV axioms.

5 Constructing ReLU networks from formulae

This section is devoted to developing a construction algorithm that, for any given formula τ , constructs a ReLU network realizing its truth function. We start by reviewing the construction procedure proposed in [21]. It takes three ReLU networks

$$\begin{aligned}\mathcal{N}^\neg(x) &= 1 - x \\ \mathcal{N}^\oplus(x, y) &= \min\{x + y, 1\} \\ \mathcal{N}^\odot(x, y) &= \max\{x + y - 1, 0\},\end{aligned}$$

which are depicted in Figure 15, as basic building blocks to construct ReLU networks for general formulae by way of network concatenation. Specifically, given a formula τ , a ReLU network is obtained by concatenating \mathcal{N}^\neg , \mathcal{N}^\oplus , and \mathcal{N}^\odot according to the occurrences of \neg , \oplus , and \odot in τ . For example, for the formula $\neg((x_1 \oplus x_2) \odot \neg x_3)$, the network in Figure 16 is constructed.

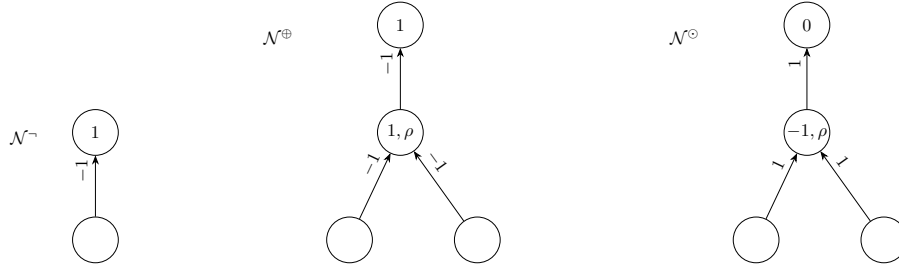


Figure 15: Building blocks for the construction algorithm in [21].

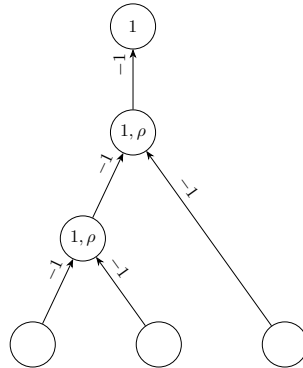


Figure 16: The network constructed from the formula $\neg((x_1 \oplus x_2) \odot \neg x_3)$ by applying the algorithm in [21].

But this construction procedure is not suitable for the identification problem considered in this paper for the following reason. Recall the proof of Theorem 1.3 in Section 1 requires the following property: for every ReLU network \mathcal{N} with integer weights and biases realizing a function $f : [0, 1]^{d_0} \rightarrow [0, 1]$, there exists a formula τ satisfying $\tau^\mathbb{I}(x) = f(x), \forall x \in [0, 1]^{d_0}$, such that applying the extraction algorithm on τ returns \mathcal{N} .

The procedure in [21], however, does not satisfy this property. Because \mathcal{N}^\neg and \mathcal{N}^\oplus have fan-in equal to 2, and \mathcal{N}^\odot has fan-in equal to 1, so simply concatenating them only produces networks where each non-input node has one or two incoming edges.

In the rest of the section, we propose a different construction algorithm that satisfies the property required by the proof of Theorem 1.3. Since the extraction algorithm produces normal substitution graphs, and the manipulation of formulae, as discussed in the previous section, is also carried out on substitution graphs, our construction algorithm also works off formulae represented by normal substitution graphs. Let $\mathcal{G} = (V, E, \mathcal{C})$ be a normal substitution graph. The construction algorithm consists of two steps, each of which is discussed in a subsection below.

5.1 Construction-step I: construct a σ -network from the normal substitution graph

At construction-step I, we build a σ -network that realizes the truth function of $[\mathcal{G}]$. Specifically, first make a verbatim copy of the layered graph (V, E) as the network architecture. Denote the depth of \mathcal{G} by L . Denote the set of nodes at level $j \in \{1, \dots, L\}$ by $V^{(j)}$, with $|V^{(j)}| = d_j$. For each node $v_i^{(j)} \in V^{(j)}$, $i \in \{1, \dots, d_j\}$, $j \in \{1, \dots, L\}$, as $[v_i^{(j)}] \in \mathcal{C}_{\text{norm}}$, applying the mapping κ in (31) returns a function of the form

$$\sigma \left(b_{v_i^{(j)}} + \sum_{1 \leq i' \leq d_{j-1}} m_{i'} x_{i'} \right). \quad (32)$$

or the constant functions 0 or 1.

If a constant function is returned, assign the weight 0 to the edge $(v_{i'}^{(j-1)}, v_i^{(j)})$, for $i' \in \{1, \dots, d_{j-1}\}$, $i \in \{1, \dots, d_j\}$, $j \in \{1, \dots, L\}$. If the zero-constant function is returned, assign the bias 0 to the node $v_i^{(j)}$, for $i \in \{1, \dots, d_j\}$, $j \in \{1, \dots, L\}$. If the one-constant function is returned, assign the bias 0 to the node $v_i^{(j)}$, for $i \in \{1, \dots, d_j\}$, $j \in \{1, \dots, L\}$.

Otherwise, assign the weight $m_{i'}$ to the edge $(v_{i'}^{(j-1)}, v_i^{(j)})$, for $i' \in \{1, \dots, d_{j-1}\}$, $i \in \{1, \dots, d_j\}$, $j \in \{1, \dots, L\}$. Assign the bias $b_{v_i^{(j)}}$ to the node $v_i^{(j)}$, for $i \in \{1, \dots, d_j\}$, $j \in \{1, \dots, L\}$.

For each non-input node, assign σ as its activation function. If a node has only zero-weight incoming edges and has bias 0, then we remove the node along with its incoming and outgoing edges. If a node has only zero-weight incoming edges and has bias 1, then we remove the node along with its incoming and outgoing edges, and merge the bias 1 into the biases of nodes in its next layer.

Denote by \mathcal{W} the set of weights associated with all edges, by \mathcal{B} the set of all biases associated with all non-input nodes, and by Ψ the set of activation functions associated with all non-input nodes. Let $\mathcal{M} = (V, E, \mathcal{W}, \mathcal{B}, \Psi)$. For each node $v \in V$, its local map in \mathcal{M} is the truth function of the formula $[v]$ associated with v in \mathcal{G} . Therefore, the σ -network \mathcal{M} realizes the truth function of $[\mathcal{G}]$.

5.2 Construction-step II: convert σ -networks to ρ -networks

At this step, we transform the σ -network \mathcal{M} into a ρ -network realizing the same function. This is done by exploiting the equalities

$$\sigma(x) = \rho(x), \quad \forall x \leq 1 \quad (33)$$

$$\sigma(x) = \rho(x) - \rho(x - 1), \quad \forall x \in \mathbb{R} \quad (34)$$

For every node $v_i^{(j)}$, $i \in \{1, \dots, d_j\}$, $j \in \{1, \dots, L - 1\}$, its local map in \mathcal{M} is

$$\langle v_i^{(j)} \rangle(x) = \sigma \left(\sum_{1 \leq i' \leq d_{j-1}} w_{v_i^{(j)}, v_{i'}^{(j-1)}} x_{i'} + b_{v_i^{(j)}} \right), \quad x \in [0, 1]^{d_{j-1}}.$$

The input interval inside $\sigma(\cdot)$ can be computed according to

$$\begin{aligned}\ell_{v_i^{(j)}} &= \min_{x \in [0,1]^{d_{j-1}}} \sum_{1 \leq i' \leq d_{j-1}} w_{v_i^{(j)}, v_{i'}^{(j-1)}} x_{i'} + b_{v_i^{(j)}} \\ &= b_{v_i^{(j)}} + \sum_{1 \leq i' \leq d_{j-1}} \frac{w_{v_i^{(j)}, v_{i'}^{(j-1)}} - |w_{v_i^{(j)}, v_{i'}^{(j-1)}}|}{2} \\ \mathcal{L}_{v_i^{(j)}} &= \max_{x \in [0,1]^{d_{j-1}}} \sum_{1 \leq i' \leq d_{j-1}} w_{v_i^{(j)}, v_{i'}^{(j-1)}} x_{i'} + b_{v_i^{(j)}} \\ &= b_{v_i^{(j)}} + \sum_{1 \leq i' \leq d_{j-1}} \frac{w_{v_i^{(j)}, v_{i'}^{(j-1)}} + |w_{v_i^{(j)}, v_{i'}^{(j-1)}}|}{2}\end{aligned}$$

For every node $v_i^{(L-1)}$ at level $L-1$, we consider two cases $\mathcal{L}_{v_i^{(L-1)}} \leq 1$ and $\mathcal{L}_{v_i^{(L-1)}} > 1$. If $\mathcal{L}_{v_i^{(L-1)}} \leq 1$, directly replace the activation function of $v_i^{(L-1)}$ by ρ . By (33), the local map of $v_i^{(L-1)}$, and hence the function realized by \mathcal{M} remain unchanged. If $\mathcal{L}_{v_i^{(L-1)}} > 1$, first change the activation function of $v_i^{(L-1)}$ to ρ . Then add another node, denote by $v_{i1}^{(L-1)}$, at level $L-1$ with the incoming edges

$$(v', v_{i1}^{(L-1)}), \quad \forall v' \in V^{(L-2)}$$

and weights

$$w_{v_{i1}^{(L-1)}, v'} = w_{v_i^{(L-1)}, v'}, \quad \forall v' \in V^{(L-2)}$$

and outgoing edges

$$(v_{i1}^{(L-1)}, \tilde{v}), \quad \forall \tilde{v} \in V^{(L)}$$

with weights

$$w_{\tilde{v}, v_{i1}^{(L-1)}} = -w_{\tilde{v}, v_i^{(L-1)}} \quad \forall \tilde{v} \in V^{(L)},$$

as well as the bias

$$b_{v_{i1}^{(L-1)}} = b_{v_i^{(L-1)}} - 1.$$

By (34), the function realized by \mathcal{M} remains unchanged. In this way, all the nodes at level $L-1$ has the activation function ρ . We then aggregate all the ρ -nodes at level $L-1$ that have the same local map to meet the non-degeneracy condition in Definition 10. Proceeding to level $L-2, L-1, \dots, 1$ and repeat the same operation until all the hidden σ -nodes are replaced by ρ -nodes.

Now for the output node v_{out} at level L , we compute its input interval by the Branch-and-Bound method in [32], which can return the exact lower and upper bounds $[\ell_{v_{\text{out}}}, \mathcal{L}_{v_{\text{out}}}]$ over the domain $[0, 1]^{d_0}$. If $\ell_{v_{\text{out}}} > 0$ and $\mathcal{L}_{v_{\text{out}}} \leq 1$, we remove its activation function. As

$$\sigma(x) = x, 0 \leq x \leq 1,$$

the local map of v_{out} , and thus the function realized by \mathcal{M} remains unchanged. Otherwise, first replace the activation function of v_{out} by ρ . Then add another node, denote by $v_{\text{out}1}$, at the same level as v_{out} along with the edges

$$(v', v_{\text{out}1}), \quad \forall v' \in V^{(L-1)}$$

with associated weights

$$w_{v_{\text{out}1}, v'} = w_{v_{\text{out}}, v'}, \quad \forall v' \in V^{(L-1)}$$

and bias

$$b_{v_{\text{out}1}} = b_{v_{\text{out}}} - 1.$$

Finally, add another node v^* with incoming edges $(v_{\text{out}}, v^*), (v_{\text{out}1}, v^*)$ and associated weights

$$w_{v^*, v_{\text{out}}} = 1, \quad w_{v^*, v_{\text{out}1}} = -1.$$

By (34), the function realized by \mathcal{M} remains unchanged.

We demonstrate construction-step II by an example.

Example 7. Consider the neural network in Figure 17 of depth 3. The map realized by the network is plotted in Figure 18.

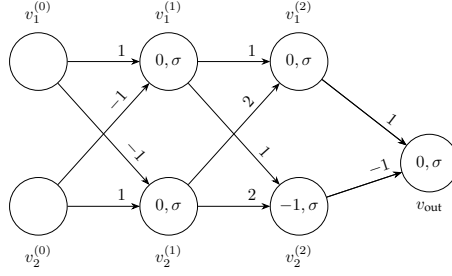


Figure 17

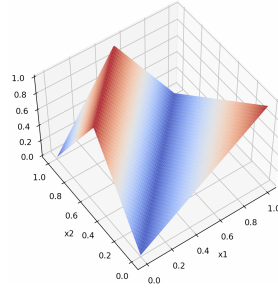


Figure 18

We start with nodes at level 2. For the node $v_{11}^{(2)}$, its input interval is $\ell_{v_{11}^{(2)}} = 0$ and $\mathcal{L}_{v_{11}^{(2)}} = 3$. We replace its activation by ρ and add another node $v_{11}^{(2)}$ with ρ -activation into level 2. Likewise for the node $v_{21}^{(2)}$. The resulting network is shown in Figure 19 left. Since $v_{11}^{(2)}$ and $v_{21}^{(2)}$ are in the same layer and have the same local map, we aggregate them into one to remove redundancy, as in Figure 19 right. Proceed to process the nodes at level 1, we end up with the network in Figure 20 left. Applying the Branch-and-Bound method in [32] gives $\ell_{v_{out}} > 0, \mathcal{L}_{v_{out}} \leq 1$, therefore, we directly remove the activation function of v_{out} . The resulting ρ -network is in Figure 20 right.

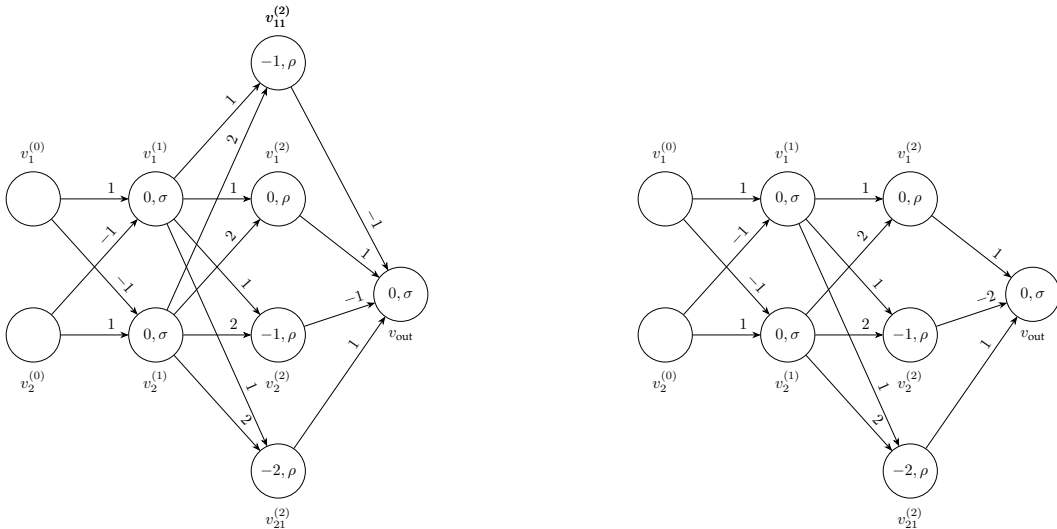


Figure 19

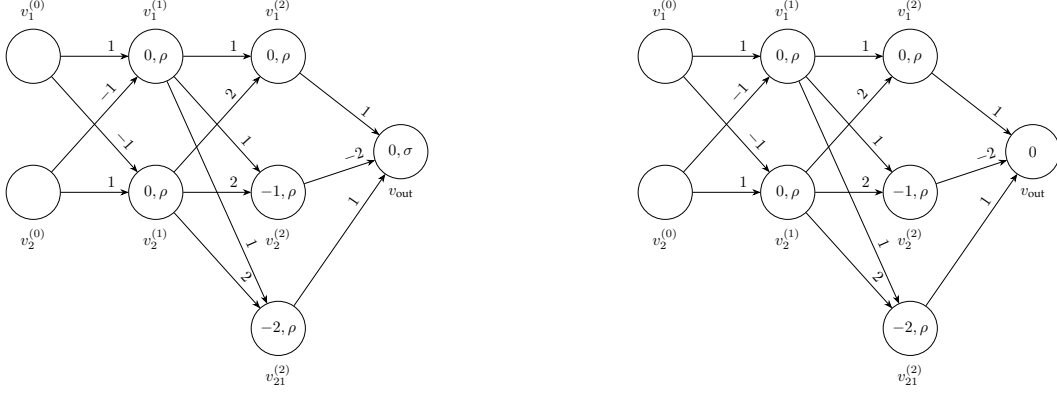


Figure 20

Before we prove that the construction algorithm satisfies the property discussed at the beginning of this section, we state a technical lemma that connects extraction-step I and construction-step II.

Lemma 5. *Consider a ReLU network with integer weights and biases realizing a McNaughton function. Let \mathcal{M} be the σ -network obtained by applying extraction-step I in Section 2.1 on \mathcal{N} . Let \mathcal{N}' be the ρ -network obtained by applying construction-step II in Section 5.2 to \mathcal{M} . Then \mathcal{N} and \mathcal{N}' are identical.*

Proof. First note that \mathcal{N} and \mathcal{M} have the same depth, denote it by L .

If $L = 1$, then \mathcal{M} is obtained from \mathcal{N} by adding the activation function σ to its output node, and, conversely, \mathcal{N}' is obtained from \mathcal{M} by removing the activation function. Therefore, \mathcal{N}' and \mathcal{N} are identical.

If $L \geq 2$, extraction-step I processes \mathcal{N} by layers, proceeding from the first hidden layer until the $(L - 1)$ -th hidden layer. Denote the intermediate network after processing the first j layers by $\mathcal{N}^{(j)}$, for $j \in \{1, \dots, L - 1\}$. Conversely, construction-step II processes \mathcal{M} from the $(L - 1)$ -th hidden layer backwards to the first hidden layer. Denote the intermediate networks after processing layers $L - 1, \dots, j$ by $\mathcal{M}^{(j)}$, for $j \in \{1, \dots, L - 1\}$. We shall show that $\mathcal{N}^{(j)}$ and $\mathcal{M}^{(j+1)}$ are identical except for the activation function associated with the output node, for $j \in \{1, \dots, L - 2\}$.

To see that $\mathcal{N}^{(L-2)}$ and $\mathcal{M}^{(L-1)}$ are identical (except for the output node activation), first note that $\mathcal{M}^{(L-1)}$ is obtained by modifying the nodes of $\mathcal{N}^{(L-2)}$ at level $L - 1$ and the incoming and outgoing edges thereof. Conversely, $\mathcal{M}^{(L-1)}$ is obtained from \mathcal{M} by modifying the nodes at layer $L - 1$ and the incoming and outgoing edges thereof. Therefore $\mathcal{N}^{(L-2)}$ and $\mathcal{M}^{(L-1)}$ are identical up until level $L - 2$.

Now take an arbitrary node $v_i^{(L-1)}$ of $\mathcal{N}^{(L-2)}$ from layer $L - 1$. We write its local map in vector form according to

$$\langle v_i^{(L-1)} \rangle(x) = \rho(wx + b), \quad x \in [0, 1]^{d_{L-2}}$$

for some $w \in \mathbb{Z}^{d_{L-2}}$ and $b \in \mathbb{Z}$.

Case 1 The input interval upper bound is $\mathcal{L}_{v_i^{(L-1)}} \leq 1$. Extraction-step I directly replaces its activation function by σ . The construction-step II procedure then reverse the activation function back to ρ .

Case 2 $k := \mathcal{L}_{v_i^{(L-1)}} \geq 2$. extraction-step I replaces its activation by σ and add into $(L - 1)$ -layer $(k - 1)$ other σ -nodes whose local maps are

$$\begin{aligned} \langle v_1 \rangle(x) &= \sigma(wx + b - 1) \\ &\vdots \\ \langle v_{k-1} \rangle(x) &= \sigma(wx + b - k + 1) \end{aligned}$$

Conversely, the construction procedure would process $v_i^{(L-1)}, v_1, \dots, v_{k-1}$ by replacing them by two ρ -nodes according to (33); for v_{k-1} , since its input interval upper bound is $\mathcal{L}_{v_{k-1}} = k - k + 1 = 1$, its activation function is replaced by ρ according to (34). By the telescoping sum

$$\rho(wx + b) - \rho(wx + b - 1) + \dots + \rho(wx + b - k + 1) - \rho(wx + b - k) + \rho(wx + b - k) = \rho(wx + b),$$

these nodes are finally aggregated into a single node with local map $\rho(wx + b)$. Therefore $\mathcal{N}^{(L-2)} = \mathcal{M}^{(L-1)}$.

In both Case 2a and Case 2b, we get that $\mathcal{N}^{(L-2)}$ and $\mathcal{M}^{(L-1)}$ are identical. By the same argument, $\mathcal{N}^{(j)} = \mathcal{M}^{(j+1)}$ are identical, for $j \in \{1, \dots, L-3\}$. Finally, as \mathcal{N} realizes a McNaughton function, the interval of the output node satisfies $\ell_{\text{out}} > 0$ and $\mathcal{L}_{v_{\text{out}}} < 1$. Therefore, \mathcal{N} and \mathcal{N}' are identical. \square

Finally, we prove that the construction algorithm satisfied the property required for the proof of Theorem 1.3 in Section 1.

Proposition 7. *Let \mathcal{N} be a ReLU network with integer weights and biases realizing a McNaughton function. Then, there exists a formula τ represented by a normal substitution graph \mathcal{G} , such that applying the construction algorithm to \mathcal{G} returns the network \mathcal{N} .*

Proof. Let \mathcal{M} be the σ -network obtained by applying extraction-step I in Section 2 to \mathcal{N} , and let \mathcal{G} be the normal substitution graph obtained by applying extraction-step III to \mathcal{M} . By Lemma 3, applying construction-step I to \mathcal{G} returns \mathcal{M} . Then, by Lemma 5, applying construction-step II to \mathcal{M} returns the ReLU network \mathcal{N} . \square

6 Extension to other cases

As mentioned in Section 1, by replacing Łukasiewicz logic with other appropriate logic systems and following the same program established so far, the complete identification result for ReLU networks with integer coefficients over $[0, 1]^n$ can be easily extended to other cases. In this section, we describe the extension to the finite subsets of $[0, 1]^n$ as well as to ReLU networks with rational and real weights, respectively.

6.1 The finite case

For $k \in \mathbb{N}$, $(k+1)$ -valued Łukasiewicz logic \mathcal{L}_k have truth values in $I_k = \{0, 1/k, \dots, (k-1)/k, 1\}$. The class of formulae in \mathcal{L}_k coincides with that of infinite valued Łukasiewicz logic as defined in Definition 2. The algebraic counterpart is the so-called $(k+1)$ -valued MV algebra defined as follows.

Definition 24. [33] *For $k = 1$, a 2-valued MV algebra is an MV algebra $\mathcal{A} = (A, \oplus, \odot, \neg, 0, 1)$ satisfying the following axioms:*

$$\text{Ax. F1. } x \oplus x = x \quad \text{Ax. F1'. } x \odot x = x$$

Let $\oplus^0 x$ be 0, and inductively define $\oplus^n x$ to be $(\oplus^{n-1} x) \oplus x$, for $n \in \mathbb{N}$. Define $\odot^n x$ likewise. For $k \in \mathbb{N}, k \geq 2$, a $(k+1)$ -valued MV algebra is an MV algebra $\mathcal{A} = (A, \oplus, \odot, \neg, 0, 1)$ satisfying the axioms

$$\begin{aligned} \odot^k ((\oplus^j x) \odot (\neg x \oplus \neg \odot^{j-1} x)) &= 0 \\ \oplus^k ((\odot^j x) \oplus (\neg x \odot \neg \oplus^{j-1} x)) &= 1 \end{aligned}$$

for $1 < j < k$ and j does not divide k .

From Definition 24, $(k+1)$ -valued MV algebras are special cases of MV algebra. The logic systems \mathcal{L}_k , as defined in Definition 25 below, therefore, can also be regarded as special cases of Łukasiewicz logic.

Definition 25. *For $k \in \mathbb{N}$, let $I_k = \{0, 1/k, \dots, (k-1)/k, 1\}$. Define $x \odot y = \max(0, x + y - 1)$, $x \oplus y = \min(1, x + y)$, $\neg x = 1 - x$, for $x, y \in I_k$. It can be verified that the structure $\mathcal{I}_k = (I_k, \oplus, \odot, \neg, 0, 1)$ is a $(k+1)$ -valued MV algebra. In particular, \mathcal{I}_k constitutes the algebraic counterpart of \mathcal{L}_k .*

Other notions in infinite-valued Łukasiewicz logic, e.g., truth functions and manipulation of formulae, directly carry to \mathcal{L}_k . In particular, it is proven in [33] that Chang's completeness theorem also holds true for \mathcal{L} . Denote by \mathcal{MV}_k the set of axioms of $(k+1)$ -valued MV algebra. We restate the result in [33] below.

Theorem 6.1. [33] For $k, n \in \mathbb{N}$, let τ, τ' be two formulae in \mathcal{L}_k of variables x_1, \dots, x_n . If τ and τ' are functionally equivalent, that is, $\tau^{\mathcal{I}_k}(x) = \tau'^{\mathcal{I}_k}(x)$, for $x \in I_k^n$, then τ can be manipulated into τ' by applying the set of axioms \mathcal{MV}_k .

We next extend Theorem 1.3 to the finite sets I_k^n .

Theorem 6.2. For $n \in \mathbb{N}$, let \mathfrak{N} be the class of ReLU networks with integer coefficients realizing functions $f : [0, 1]^n \rightarrow [0, 1]$. For $k \in \mathbb{N}$, the set of axioms \mathcal{MV}_k completely identifies \mathfrak{N} over I_k^n . In other words, for all $\mathcal{N}, \mathcal{N}' \in \mathfrak{N}$, if $\mathcal{N} \sim_{I_k^n} \mathcal{N}'$, then \mathcal{N}' can be derived from \mathcal{N} in a finite sequence of modifications induced by \mathcal{MV}_k .

Proof. Since the class of formulae in Łukasiewicz logic and \mathcal{L}_k coincides, the extraction and construction algorithms established in the previous sections can be directly to \mathcal{L}_k . Specifically, for every $\mathcal{N} \in \mathfrak{N}$, applying the extraction algorithm on \mathcal{N} returns a formula τ (in graphical representation) in \mathcal{L} , satisfying

$$\tau^{\mathcal{I}_k}(x) = \tau^{\mathcal{I}}(x) = \langle \mathcal{N} \rangle(x), \quad \forall x \in I_k;$$

likewise, there exists a formula τ' (in graphical representation) in \mathcal{L}_k satisfying

$$\tau'^{\mathcal{I}_k}(x) = \tau'^{\mathcal{I}}(x) = \langle \mathcal{N}' \rangle(x), \quad \forall x \in I_k$$

such that applying the construction algorithm to τ' returns \mathcal{N}' . The manipulation of graphical representations of Łukasiewicz formulae established in Section 4 is established for general axioms, and, therefore, directly applies to \mathcal{MV}_k . Following the same reasoning as the proof of Theorem 1.3 and further taking into account Theorem 6.1, Theorem 6.2 then follows. \square

When we are not concerned with the functional equivalence over the entire set $[0, 1]^n$, but only over the finite subsets I_k , the nonuniqueness in ReLU network representations, as mentioned in Section 1, should be richer. Such richness is explicitly demonstrated in Theorem 1.3 and 6.2 through the corresponding set of axioms: \mathcal{MV}_k is a strict superset of \mathcal{MV} —with more flexibility in the manipulation of formulae, more ReLU networks can be arrived.

6.2 The rational case

Rational Łukasiewicz logic extends Łukasiewicz logic by adding a division (by integers) operation. Specifically,

Definition 26. In Rational Łukasiewicz logic, a formula is a finite string that is

1. a propositional variable x_1, x_2, \dots
- or
2. the constant element 0 or 1
- or
3. is built up by applying the following formula-building operations a finite number of times

$$\frac{\tau}{(\neg\tau)} \tag{35}$$

$$\frac{\tau}{(\delta_i\tau)}, \quad i \in \mathbb{N} \tag{36}$$

$$\frac{\tau, \gamma}{(\tau \oplus \gamma)} \tag{37}$$

$$\frac{\tau, \gamma}{(\tau \odot \gamma)} \tag{38}$$

where τ, γ are formulae.

For example, $(\delta_3 x_1) \oplus \neg x_2$ is a formula in Rational Łukasiewicz logic. The algebraic counterpart is given by the so-called divisible many-valued (DMV) algebras [25].

Definition 27. A divisible many-valued algebra is a structure $\mathbb{D} = (D, \oplus, \odot, \neg, 0, 1, \{\delta_i\}_{i \in \mathbb{N}})$ consisting of a nonempty set D , two distinct constants $0, 1 \in D$, binary operations \oplus and \odot , a unary operation \neg , and a family of unary operations $\{\delta_i\}_{i \in \mathbb{N}}$, such that

- $(D, \oplus, \odot, \neg, 0, 1)$ is an MV algebra, i.e., all the MV axioms in Definition 3 are satisfied,
- the following axioms are satisfied:

$$\begin{aligned} \odot^n \delta_n x &= x \\ \delta_n x \odot (\odot^{n-1} \delta_n x) &= 0, \quad \forall n \in \mathbb{N}. \end{aligned}$$

Based on DMV algebra, Rational Łukasiewicz logic is defined semantically on the interval $[0, 1]$ as follows.

Definition 28. [[25]] Consider the interval $I = [0, 1]$. Define $x \odot y = \max(0, x + y - 1)$, $x \oplus y = \min(1, x + y)$, $\neg x = 1 - x$, and $\delta_i x = \frac{x}{i}$, $\forall i \in \mathbb{N}$, for $x, y \in [0, 1]$. It can be verified that the structure $\mathbb{I}_D = (I, \oplus, \odot, \neg, 0, 1, \{\delta_i\}_{i \in \mathbb{N}})$ is a DMV algebra. In particular, \mathbb{I}_D constitutes the algebraic counterpart of Rational Łukasiewicz logic.

The class of truth functions in \mathbb{I}_D is given by the continuous piecewise linear functions as in Theorem 1.1 but with rational coefficients [25, 34], hereafter referred to as rational McNaughton functions.

Denote by \mathcal{DMV} the set of DMV axioms. The completeness of \mathcal{DMV} for Rational Łukasiewicz logic is established [25]. We restate it here.

Theorem 6.3 ([25]). Let τ_1 and τ_2 be two Rational Łukasiewicz logic formulae. If $\tau_1^{\mathbb{I}_D} = \tau_2^{\mathbb{I}_D}$, then $\tau_1 \stackrel{\mathcal{DMV}}{\sim} \tau_2$.

We proceed to extend the extraction algorithm in Section 2 to the rational case. Consider a ReLU network \mathcal{N} with rational weights and biases realizing a rational McNaughton function. Extraction-step I and extraction-step III remain unaltered. We remark that extraction-step I results in a σ -network with rational weights and biases. Extraction-step II needs to be modified as the σ -neurons are now of the form

$$h = \sigma(m_1 x_1 + \dots + m_n x_n + b), \quad (39)$$

with $m_1, \dots, m_n, b \in \mathbb{Q}$, rendering Lemma 1, which requires $m_1, \dots, m_n, b \in \mathbb{Z}$, inapplicable. We employ an idea from [34] to transform a given σ -neuron with rational coefficients m_1, \dots, m_n, b into multiple σ -neurons with integer coefficients. Concretely, let $s \in \mathbb{N}$ be the least common multiple of the denominators of m_1, \dots, m_n, b . Recognizing that

$$s\sigma(x) = \sigma(sx) + \sigma(sx - 1) + \dots + \sigma(sx - (s - 1)), \quad (40)$$

for $x \in \mathbb{R}$, and setting $h_i = \sigma(s(m_1 x_1 + \dots + m_n x_n + b) - i)$, it follows that $h = \sum_{i=0}^{s-1} \frac{1}{s} h_i$. As $h = \sum_{i=0}^{s-1} \frac{1}{s} h_i \leq 1$, the DMV term corresponding to h is given by $\bigoplus_{i=0}^{s-1} \delta_s \tau_i$, where τ_i denotes the MV term associated with h_i .

We illustrate the modification of Step 2 through the simple example $\sigma(\frac{1}{2}x_1 + \frac{1}{2}x_2 - \frac{1}{2})$, which has $s = 2$. The transformation (40) reads

$$2\sigma\left(\frac{1}{2}x_1 + \frac{1}{2}x_2 - \frac{1}{2}\right) = \sigma(x_1 + x_2 - 1) + \sigma(x_1 + x_2 - 2),$$

with the σ -terms on the RHS corresponding to the MV terms $x_1 \odot x_2$ and 0, respectively. The DMV term associated with $\sigma(\frac{1}{2}x_1 + \frac{1}{2}x_2 - \frac{1}{2})$ is hence given by $\delta_2(x_1 \odot x_2) \oplus \delta_2 0 = \delta_2(x_1 \odot x_2)$.

As in the integer case, we take the substitution graph produced at the end of extraction-step II to represent the extracted formula. Denote by $\mathcal{C}_{\text{norm}}^D$ the set of all formulae generated by the modified extraction-step II from σ -neurons of the form (39). The notion of normal substitution graph is easily extended to the rational case by replacing $\mathcal{C}_{\text{norm}}$ by $\mathcal{C}_{\text{norm}}^D$ in Definition 15. We conclude that for every ReLU network \mathcal{N} with rational weights and biases realizing a rational McNaughton function, applying the extraction algorithm returns a Rational Łukasiewicz logic formula τ represented by normal substitution graph \mathcal{G} , satisfying $\tau^{\mathbb{I}_D} = \langle \mathcal{N} \rangle$.

For the construction of ReLU networks from Rational Łukasiewicz logic formulae, both construction-step I and construction-step II remain unchanged, except replacing $\mathcal{C}_{\text{norm}}$ by $\mathcal{C}_{\text{norm}}^D$. Therefore, for every

ReLU network \mathcal{N} with rational weights and biases realizing a rational McNaughton function, there exists a Rational Łukasiewicz logic formula τ' represented by normal substitution graph \mathcal{G}' , such that applying the construction algorithm on \mathcal{G}' returns \mathcal{N} .

Now by the same reasoning as the proof of Theorem 1.3

Theorem 6.4. *For $n \in \mathbb{N}$, let \mathfrak{N} be the class of ReLU networks with rational weights and biases realizing functions $f : [0, 1]^n \rightarrow [0, 1]$. For all $\mathcal{N}_1, \mathcal{N}_2 \in \mathfrak{N}$, if $\mathcal{N} \sim_{[0,1]^n} \mathcal{N}'$, then $\mathcal{N}_1 \stackrel{\mathcal{D}, \mathcal{MV}}{\sim} \mathcal{N}_2$.*

6.3 The real case

The logic $\mathbb{R}\mathcal{L}$ extends Łukasiewicz logic by adding a multiplication operation. Specifically,

Definition 29. *In Rational Łukasiewicz logic, a formula is a finite string that is*

1. *a propositional variable x_1, x_2, \dots*
- or
2. *the constant element 0 or 1*
- or
3. *is built up by applying the following formula-building operations a finite number of times*

$$\begin{aligned} & \frac{\tau}{(\neg\tau)} \\ & \frac{\tau}{(\Delta_r\tau)}, \quad r \in [0, 1] \\ & \frac{\tau, \gamma}{(\tau \oplus \gamma)} \\ & \frac{\tau, \gamma}{(\tau \odot \gamma)} \end{aligned}$$

where τ, γ are formulae.

The algebraic counterpart is given by the Riesz many-valued (RMV) algebra [26].

Definition 30. *A Riesz many-valued algebra is a structure $\mathbb{R} = (R, \oplus, \odot, \neg, 0, 1, \{\Delta_r\}_{r \in [0,1]})$ consisting of a nonempty set D , two distinct constants $0, 1 \in D$, binary operations \oplus and \odot , a unary operation \neg , and a family of unary operations $\{\Delta_r\}_{r \in [0,1]}$, such that*

- *$(D, \oplus, \odot, \neg, 0, 1)$ is an MV algebra, i.e., all the MV axioms in Definition 3 are satisfied,*
- *the following axioms are satisfied:*

$$\begin{aligned} \Delta_r(x \odot \neg y) &= (\Delta_r x) \odot \neg(\Delta_r y) \\ \Delta_{r \odot \neg q} &= (\Delta_r x) \odot \neg(\Delta_q x), \quad \forall r \in [0, 1]. \\ \Delta_r(\Delta_q x) &= \Delta_{rq} x \\ \Delta_1 x &= x \end{aligned}$$

Based on RMV algebra, logic $\mathbb{R}\mathcal{L}$ logic is defined semantically on the interval $[0, 1]$ as follows.

Definition 31. *[[26]] Consider the interval $I = [0, 1]$. Define $x \odot y = \max(0, x+y-1)$, $x \oplus y = \min(1, x+y)$, $\neg x = 1-x$, and $\Delta_r x = rx, \forall r \in [0, 1]$, for $x, y \in [0, 1]$. It can be verified that the structure $\mathbb{I}_R = (I, \oplus, \odot, \neg, 0, 1, \{\Delta_r\}_{r \in [0,1]})$ is an RMV algebra. In particular, \mathbb{I}_R constitutes the algebraic counterpart of $\mathbb{R}\mathcal{L}$.*

The class of truth functions in \mathbb{I}_D is given by the continuous piecewise linear functions with real coefficients [26], hereafter referred to as real McNaughton functions. Denote by \mathcal{RMV} the set of RMV axioms. The completeness of \mathcal{RMV} for $\mathbb{R}\mathcal{L}$ is established [26]. We restate it here.

Theorem 6.5 ([25]). *Let τ_1 and τ_2 be two formulae in $\mathbb{R}\mathcal{L}$. If $\tau_1^{\mathbb{I}_R} = \tau_2^{\mathbb{I}_R}$, then $\tau_1 \stackrel{\mathcal{RMV}}{\sim} \tau_2$.*

We now generalize our algorithm to extract formulae in \mathbb{RL} from ReLU networks with real weights. Again, extraction-step I and III in Section 2 remain unaltered. In extraction-step II Step 2, instead of Lemma 1, we apply the following result.

Lemma 6.6 ([26]). *Consider the function $f(x_1, \dots, x_n) = m_1x_1 + \dots + m_nx_n + b$, $(x_1, \dots, x_n) \in [0, 1]^n$, with $m_1, \dots, m_n, b \in \mathbb{R}$. For all $m \in (0, 1]$ and $i \in \{1, \dots, n\}$, with $f_\circ(x_1, \dots, x_n) = m_1x_1 + \dots + m_{i-1}x_{i-1} + (m_i - m)x_i + m_{i+1}x_{i+1} + \dots + m_nx_n + b$, it holds that*

$$\sigma(f) = (\sigma(f_\circ) \oplus (mx_i)) \odot \sigma(f_\circ + 1). \quad (41)$$

As in the case of MV algebras, we iteratively extract the formula underlying $\sigma(f)$ by first removing the decimal part of each m_i and then iteratively apply Lemma 6.6 with $m = 1$ until m_ix_i has been removed completely. Similar to the rational case, the notion of normal substitution graph and the extraction algorithm can be extended to the real case. We refrain from repeating it. In summary, replacing Łukasiewicz logic by \mathbb{RL} leads to the following identification result.

Theorem 6.7. *For $n \in \mathbb{N}$, let \mathfrak{N} be the class of ReLU networks with real weights and biases realizing functions $f : [0, 1]^n \rightarrow [0, 1]$. For all $\mathcal{N}_1, \mathcal{N}_2 \in \mathfrak{N}$, if $\mathcal{N} \sim_{[0,1]^n} \mathcal{N}'$, then $\mathcal{N}_1 \stackrel{\mathcal{RMV}}{\sim} \mathcal{N}_2$.*

References

- [1] G. Cybenko, “Approximation by superpositions of a sigmoidal function,” *Mathematics of Control, Signals and Systems*, vol. 2, no. 4, pp. 303–314, Dec. 1989.
- [2] B. Hanin, “Universal function approximation by deep neural nets with bounded width and relu activations,” *Mathematics*, vol. 7, no. 10, p. 992, Oct. 2019.
- [3] R. Arora, A. Basu, P. Mianjy, and A. Mukherjee, “Understanding deep neural networks with rectified linear units,” *ICLR*, 2018.
- [4] M. Phuong and C. H. Lampert, “Functional vs. parametric equivalence of relu networks,” in *International Conference on Learning Representations (ICLR)*, 2020.
- [5] E. Grigsby, K. Lindsey, and D. Rolnick, “Hidden symmetries of ReLU networks,” in *Proceedings of the 40th International Conference on Machine Learning*. PMLR, Jul. 2023, pp. 11 734–11 760.
- [6] D. Rolnick and K. Kording, “Reverse-engineering deep ReLU networks,” in *Proceedings of the 37th International Conference on Machine Learning*, Nov. 2020, pp. 8178–8187.
- [7] N. Carlini, M. Jagielski, and I. Mironov, “Cryptanalytic extraction of neural network models,” in *Advances in Cryptology – CRYPTO 2020*, D. Micciancio and T. Ristenpart, Eds. Cham: Springer International Publishing, 2020, pp. 189–218.
- [8] I. A. Canales-Martínez, J. Chávez-Saab, A. Hambitzer, F. Rodríguez-Henríquez, N. Satpute, and A. Shamir, “Polynomial time cryptanalytic extraction of neural network models,” in *Advances in Cryptology – EUROCRYPT 2024*, M. Joye and G. Leander, Eds. Springer Nature Switzerland, 2024, pp. 3–33.
- [9] N. Carlini, J. Chávez-Saab, A. Hambitzer, F. Rodríguez-Henríquez, and A. Shamir, “Polynomial time cryptanalytic extraction of deep neural networks in the hard-label setting,” in *Advances in Cryptology – EUROCRYPT 2025*, S. Fehr and P.-A. Fouque, Eds. Springer Nature Switzerland, 2025, pp. 364–396.
- [10] V. Vlačić and H. Bölcskei, “Affine symmetries and neural network identifiability,” *Advances in Mathematics*, vol. 376, 2021.
- [11] H. J. Sussmann, “Uniqueness of the weights for minimal feedforward nets with a given input-output map,” *Neural Networks*, vol. 5, no. 4, pp. 589–593, Jul. 1992.

- [12] C. Fefferman, "Reconstructing a neural net from its output," *Revista Matemática Iberoamericana*, vol. 10, no. 3, pp. 507–556, 1994.
- [13] B. Neyshabur, Y. Wu, R. R. Salakhutdinov, and N. Srebro, "Path-normalized optimization of recurrent neural networks with ReLU activations," in *Advances in Neural Information Processing Systems*, 2016.
- [14] V. Badrinarayanan, B. Mishra, and R. Cipolla, "Symmetry-invariant optimization in deep networks," Nov. 2015.
- [15] Q. Meng, S. Zheng, H. Zhang, W. Chen, Z.-M. Ma, and T.-Y. Liu, "G-SGD: Optimizing ReLU neural networks in its positively scale-invariant space," in *ICLR*, 2019.
- [16] L. Huang, X. Liu, J. Qin, F. Zhu, L. Liu, and L. Shao, "Projection based weight normalization: Efficient method for optimization on oblique manifold in DNNs," *Pattern Recognition*, vol. 105, p. 107317, Sep. 2020.
- [17] D. Rolnick and K. P. Kording, "Reverse-Engineering Deep ReLU Networks," Feb. 2020.
- [18] J. E. Grigsby, K. Lindsey, R. Meyerhoff, and C. Wu, "Functional dimension of feedforward ReLU neural networks," Sep. 2022.
- [19] C. C. Chang, "Algebraic analysis of many valued logics," *Transactions of the American Mathematical Society*, vol. 88, no. 2, pp. 467–490, 1958.
- [20] R. McNaughton, "A theorem about infinite-valued sentential logic," *The Journal of Symbolic Logic*, vol. 16, no. 1, pp. 1–13, 1951.
- [21] Y. Zhang and H. Bölcskei, "Extracting formulae in many-valued logic from deep neural networks," *IEEE Transactions on Signal Processing*, Mar. 2025.
- [22] C. E. Shannon, "A symbolic analysis of relay and switching circuits," *Transactions of the American Institute of Electrical Engineers*, vol. 57, no. 12, pp. 713–723, 1938.
- [23] Claude. E. Shannon, "The synthesis of two-terminal switching circuits," *The Bell System Technical Journal*, vol. 28, no. 1, pp. 59–98, Jan. 1949.
- [24] C. C. Chang, "A new proof of the completeness of the Łukasiewicz axioms," *Transactions of the American Mathematical Society*, vol. 93, no. 1, pp. 74–80, 1959.
- [25] B. Gerla, "Rational Łukasiewicz logic and DMV-algebras," *Neural Network World*, vol. 6, no. 6, 2001.
- [26] A. Di Nola and I. Leuştean, "Łukasiewicz logic and Riesz spaces," *Soft Computing*, vol. 18, no. 12, pp. 2349–2363, 2014.
- [27] A. Rose and J. B. Rosser, "Fragments of many-valued statement calculi," *Transactions of the American Mathematical Society*, vol. 87, no. 1, pp. 1–53, 1958.
- [28] D. A. Duffy, "Principles of automated theorem proving."
- [29] F. Baader and W. Snyder, *Handbook of automated reasoning*, A. J. Robinson and A. Voronkov, Eds. Elsevier, 2001, vol. 1.
- [30] D. Mundici, "A constructive proof of McNaughton's theorem in infinite-valued logic," *The Journal of Symbolic Logic*, vol. 59, no. 2, pp. 596–602, 1994.
- [31] A. Di Nola and A. Lettieri, "On normal forms in Łukasiewicz logic," *Archive for Mathematical Logic*, vol. 43, no. 6, pp. 795–823, Aug. 2004.
- [32] R. Bunel, J. Lu, I. Turkaslan, P. H. S. Torr, P. Kohli, and M. P. Kumar, "Branch and bound for piecewise linear neural network verification," *Journal of Machine Learning Research*, vol. 21, no. 42, pp. 1–39, 2020.

- [33] R. Grigolia, "Algebraic analysis of Lukasiewicz-Tarski's n -valued logical systems," *Selected papers on Lukasiewicz sentential calculi*, pp. 81–92, 1977.
- [34] M. Baaz and H. Veith, "Interpolation in fuzzy logic," *Archive for Mathematical Logic*, vol. 38, no. 7, pp. 461–489, Oct. 1999.
- [35] S. Wang and X. Sun, "Generalization of hinging hyperplanes," *IEEE Transactions on Information Theory*, vol. 51, no. 12, pp. 4425–4431, Dec. 2005.

A Symmetries by MV axioms

By

$$\begin{aligned}x \odot y &= \max\{x + y - 1, 0\} = \rho(x + y - 1) \\x \oplus y &= \min\{x + y, 1\} = 1 - \rho(-x - y + 1) \\ \neg x &= 1 - x,\end{aligned}$$

we can express the MV axioms in Definition 3 in terms of compositions of affine maps and ρ . Below we list each MV axiom with its associated symmetry.

- Ax. 1. $x \oplus y = y \oplus x$

$$1 - \rho(-x - y + 1) = 1 - \rho(-y - x + 1), \quad x, y \in [0, 1].$$

- Ax. 1'. $x \odot y = y \odot x$

$$\rho(x + y - 1) = \rho(y + x - 1), \quad x, y \in [0, 1].$$

- Ax. 2. $x \oplus (y \oplus z) = (x \oplus y) \oplus z$

$$1 - \rho(-x - 1 + \rho(-y - z + 1)) = 1 - \rho(-1 + \rho(-x - y + 1) - z), \quad x, y, z \in [0, 1].$$

- Ax. 2'. $x \odot (y \odot z) = (x \odot y) \odot z$

$$\rho(x + \rho(y + z - 1) - 1) = \rho(\rho(x + y - 1) + z - 1), \quad x, y, z \in [0, 1].$$

- Ax. 3. $x \oplus \neg x = 1$

$$1 - \rho(-x - (1 - x) + 1) = 1, \quad x \in [0, 1]$$

- Ax. 3'. $x \odot \neg x = 0$

$$\rho(x + 1 - x - 1) = 0, \quad x \in [0, 1]$$

- Ax. 4. $x \oplus 1 = 1$

$$1 - \rho(-x - 1 + 1) = 1, \quad x \in [0, 1]$$

- Ax. 4'. $x \odot 0 = 0$

$$\rho(x + 0 - 1) = 0, \quad x \in [0, 1]$$

- Ax. 5. $x \oplus 0 = x$

$$1 - \rho(-x - 0 + 1) = x, \quad x \in [0, 1]$$

- Ax. 5'. $x \odot 1 = x$

$$\rho(x + 1 - 1) = x, \quad x \in [0, 1]$$

- Ax. 6. $\neg(x \oplus y) = \neg x \odot \neg y$

$$-1 + \rho(-x - y + 1) = \rho(1 - x + 1 - y - 1), \quad x, y \in [0, 1]$$

- Ax. 7. $x = \neg(\neg x)$

$$x = 1 - (1 - x), \quad x \in [0, 1]$$

- Ax. 8. $\neg 0 = 1$

$$1 - 0 = 1$$

- Ax. 9. $(x \odot \neg y) \oplus y = (y \odot \neg x) \oplus x$

$$1 - \rho(-\rho(x + 1 - y - 1) - y + 1) = 1 - \rho(-\rho(y + 1 - x - 1) - x + 1), \quad x, y \in [0, 1]$$

- Ax. 9'. $(x \oplus \neg y) \odot y = (y \oplus \neg x) \odot x$

$$\rho(1 - \rho(-x - 1 + y - 1) + y - 1) = \rho(1 - \rho(-y - 1 + x + 1) + x - 1), \quad x, y \in [0, 1]$$

Proof. use the proof by arora, emphasize the integer. □

B Proof of Lemma 1

Proof. For all $t \in \mathbb{R}$, $\sigma(t) = 1 - \sigma(1 - t)$, therefore (24) holds. To show (23), We follow the line of arguments in [30] and consider four different cases.

Case 1: $f_{\circ}(x) \geq 1$, for all $x \in [0, 1]^n$. In this case, the LHS of (23) is

$$\sigma(f) = 1$$

and the RHS evaluates to

$$(\sigma(f_{\circ}) \oplus x_1) \odot \sigma(f_{\circ} + 1) = (1 \oplus x_1) \odot 1 = 1.$$

Case 2: $f_{\circ}(x) \leq -1$, for all $x \in [0, 1]^n$. In this case, the LHS of (23) is

$$\sigma(f) = 0$$

and the RHS satisfies

$$(\sigma(f_{\circ}) \oplus x_1) \odot \sigma(f_{\circ} + 1) = (0 \oplus x_1) \odot 0 = 0.$$

Case 3: $-1 < f_{\circ}(x) \leq 0$, for all $x \in [0, 1]^n$. In this case, $f \in (-1, 1]$ as $x_i \in [0, 1]$. The RHS of (23) becomes

$$\begin{aligned} & (\sigma(f_{\circ}) \oplus x_1) \odot \sigma(f_{\circ} + 1) \\ &= (0 \oplus x_1) \odot (f_{\circ} + 1) \\ &= x_1 \odot (f_{\circ} + 1) \\ &= \max\{0, x_1 + f_{\circ} + 1 - 1\} \\ &= \max\{0, f\} \\ &= \sigma(f). \end{aligned}$$

Case 4: $0 < f_{\circ}(x) < 1$, for all $x \in [0, 1]^n$. In this case, $f \in (0, 2)$. The RHS of (23) becomes

$$\begin{aligned} & (\sigma(f_{\circ}) \oplus x_1) \odot \sigma(f_{\circ} + 1) \\ &= (f_{\circ} \oplus x_1) \odot 1 \\ &= f_{\circ} \oplus x_1 \\ &= \min\{1, f_{\circ} + x_1\} \\ &= \min\{1, f\} \\ &= \sigma(f). \end{aligned}$$

□

C Deferred proofs in Section 3

Lemma 6. *Let $n \in \mathbb{N}$, for every McNaughton function $f : [0, 1]^n \rightarrow [0, 1]$, there exists a ReLU network with integer weights and biases satisfying $\langle \mathcal{N} \rangle(x) = f(x), \forall x \in [0, 1]^n$.*

Proof. Denote the linear pieces of f by f_1, \dots, f_m . By [35], there exists $s \in \mathbb{N}$, $I_1, \dots, I_s \subset \{1, \dots, s\}$ and $c_1, \dots, c_s \in \{-1, 1\}$ such that

$$f = \sum_{1 \leq k \leq s} c_k \max_{p \in I_k} f_p. \quad (42)$$

Each linear piece $f_p, p \in \{1, \dots, m\}$, has integer coefficients, and can be realized by a shallow ReLU network with integer weights and biases. The “max” function can be realized by a single-hidden-layer ReLU network according to

$$\max\{x_1, x_2\} = \rho(x_2 - x_1) + \rho(x_1) - \rho(-x_1).$$

As compositions of ReLU networks with integer weights and biases preserve the integer nature, we conclude that (42) can be realized by a ReLU network with integer weights.

□

C.1 Proof of Lemma 2

Proof. We prove by generalized mathematical induction. For the base case,

$$\{x_{i_1} \mapsto \delta_1 \zeta', x_{i_k} \mapsto \delta_k \zeta'\}.$$

- $\tau = 0$, then applying every substitution to τ returns 0. Therefore $\tau(\zeta \zeta') = (\tau \zeta) \zeta' = 0$
- $\tau = 1$, then applying every substitution to τ returns 1. Therefore $\tau(\zeta \zeta') = (\tau \zeta) \zeta' = 1$
- τ is a propositional variable. If $\tau \in \{x_{i_1}, \dots, x_{i_k}\}$, w.l.o.g assume $\tau = x_{i_1}$, then $\tau(\zeta \zeta') = (\tau \zeta) \zeta' = \delta_1 \zeta'$.

For the induction step,

- if there exists a formula τ' such that $\tau = (\neg \tau')$. Then $\tau(\zeta \zeta') = (\neg \tau')(\zeta \zeta') = \neg(\tau'(\zeta \zeta'))$, while $(\tau \zeta) \zeta' = ((\neg \tau') \zeta) \zeta' = (\neg(\tau' \zeta)) \zeta' = \neg((\tau' \zeta) \zeta')$. By the induction hypothesis, $\tau'(\zeta \zeta') = (\tau' \zeta) \zeta'$. Therefore, $\tau(\zeta \zeta') = (\tau \zeta) \zeta'$.
- if there exist two formulae γ and η such that $\tau = \gamma \oplus \eta$, then $\tau(\zeta \zeta') = (\gamma(\zeta \zeta')) \oplus (\eta(\zeta \zeta'))$, while $(\tau \zeta) \zeta' = ((\gamma \zeta) \oplus (\eta \zeta)) \zeta' = ((\gamma \zeta) \zeta') \oplus ((\eta \zeta) \zeta')$. By the induction hypothesis, $(\gamma \zeta) \zeta' = \gamma(\zeta \zeta')$ and $(\eta \zeta) \zeta' = \eta(\zeta \zeta')$. Therefore $\tau(\zeta \zeta') = (\tau \zeta) \zeta'$.
- if there exist two formulae γ and η such that $\tau = \gamma \odot \eta$, then $\tau(\zeta \zeta') = (\gamma(\zeta \zeta')) \odot (\eta(\zeta \zeta'))$, while $(\tau \zeta) \zeta' = ((\gamma \zeta) \odot (\eta \zeta)) \zeta' = ((\gamma \zeta) \zeta') \odot ((\eta \zeta) \zeta')$. By the induction hypothesis, $(\gamma \zeta) \zeta' = \gamma(\zeta \zeta')$ and $(\eta \zeta) \zeta' = \eta(\zeta \zeta')$. Therefore $\tau(\zeta \zeta') = (\tau \zeta) \zeta'$.

□

C.2 Proof of Lemma 3

Proof. As

$$\sigma(t) = \begin{cases} 0, & t \leq 0 \\ t, & 0 < t < 1 \\ 1, & t \geq 1 \end{cases}$$

we can partition the set of functions $C = \{\sigma(m_1 x_1 + \dots + m_n x_n + b) : n \in \mathbb{N}, m_1, \dots, m_n, b \in \mathbb{Z}\}$ into three disjoint subsets: the subset of zero-constant functions C_0 , the subset of one-constant functions C_1 , and the subset of nonconstant functions $C_{\text{nonconstant}}$. Specifically, let

$$\begin{aligned} \ell(\sigma(m_1 x_1 + \dots + m_n x_n + b)) &= \min_{x \in [0,1]^n} \{m_1 x_1 + \dots + m_n x_n + b\} = b + \sum_{k=1}^n \frac{m_k - |m_k|}{2} \\ \mathcal{L}(\sigma(m_1 x_1 + \dots + m_n x_n + b)) &= \max_{x \in [0,1]^n} \{m_1 x_1 + \dots + m_n x_n + b\} = b + \sum_{k=1}^n \frac{m_k + |m_k|}{2} \end{aligned}$$

A function $\sigma(m_1 x_1 + \dots + m_n x_n + b)$ is zero-constant if $\mathcal{L}(\sigma(m_1 x_1 + \dots + m_n x_n + b)) \leq 0$, is one-constant if $\ell(\sigma(m_1 x_1 + \dots + m_n x_n + b)) \geq 1$, and is nonconstant otherwise.

For every two functions $f_1, f_2 \in C_{\text{nonconstant}}$, $\text{EXTR}(f_1) \neq \text{EXTR}(f_2)$. Applying κ to $\text{EXTR}(f_1)$ returns the functional expression f_1 .

For every two functions $f_1, f_2 \in C_0$, $\text{EXTR}(f_1) = \text{EXTR}(f_2) = 0$. Applying κ to $\text{EXTR}(f_1)$ does not necessarily returns the functional expression of f_1 . For example, $\sigma(x_1 + x_2 - 3) \in C_0$, $\text{EXTR}(\sigma(x_1 + x_2 - 3)) = 0$, and apply to the formula 0 returns the function $x \mapsto 0$.

For every two functions $f_1, f_2 \in C_1$, $\text{EXTR}(f_1) = \text{EXTR}(f_2) = 1$. Applying κ to $\text{EXTR}(f_1)$ does not necessarily returns the functional expression of f_1 . For example, $\sigma(x_1 + x_2 + 2) \in C_1$, $\text{EXTR}(\sigma(x_1 + x_2 + 2)) = 1$, and apply to the formula 1 returns the function $x \mapsto 1$.

Therefore, for a σ -node v , $\kappa([v]) = \langle v \rangle$ iff $\langle v \rangle$ is nonconstant. That is, iff its input interval $[\ell_v, \mathcal{L}_v]$ satisfies $\ell_v < 1$ and $\mathcal{L}_v > 0$. We now show that this is the case when the ReLU network \mathcal{N} is non-degenerate.

At extraction-step I, the σ -nodes are transformed from the ρ -nodes. Assume a ρ -node has input upper bound $[\ell, \mathcal{L}]$. If $\mathcal{L} \leq 1$, a σ -node is obtained by directly changing the activation function to σ . In this case, the input lower and upper bounds of the σ -node coincides with those of the original ρ -node. If otherwise the ρ -node has input upper bound $\mathcal{L} > 1$, then it is replaced by $\lceil \mathcal{L} \rceil$ σ -nodes, each with input interval $[\ell, \mathcal{L}], [\ell - 1, \mathcal{L} - 1], \dots, [\ell - \lceil \mathcal{L} \rceil + 1, \mathcal{L} - \lceil \mathcal{L} \rceil + 1]$. Since \mathcal{N} is non-degenerate, we know $\ell \leq 0$ and $\mathcal{L} > 0$. Therefore, for a σ -node v , its input interval $[\ell_v, \mathcal{L}_v]$ always satisfies $\ell < 1$ and $\mathcal{L} > 0$. \square

D Deferred proofs in Section 4

Lemma 7. Consider two substitution graphs \mathcal{G} and \mathcal{G}' . If \mathcal{G}' is derived from \mathcal{G} by substitution collapse, then $[\mathcal{G}'] = [\mathcal{G}]$.

Proof. We use the notation in Definition 21. The substitutions associated with the edges between each pairs of adjacent layers of \mathcal{G}' are

$$\zeta^{(0,1)}, \dots, \zeta^{(k-1,k)}, \zeta^{(k+1,k)} \bullet \zeta^{(k,k-1)}, \zeta^{(k+2,k+1)}, \dots, \zeta^{(L-1,L)}$$

Therefore,

$$\begin{aligned} [\mathcal{G}'] &= ([v_{\text{out}}] \zeta^{(L-1,L)} \zeta^{(k+2,k+1)} \zeta^{(k+1,k)} \bullet \zeta^{(k,k-1)} \zeta^{(k-1,k)} \dots \zeta^{(0,1)}) \\ &= [v_{\text{out}}] (\zeta^{(0,1)} \bullet \dots \bullet \zeta^{(k-1,k)} \bullet \zeta^{(k+1,k)} \bullet \zeta^{(k,k-1)} \bullet \zeta^{(k+2,k+1)} \bullet \dots \bullet \zeta^{(L-1,L)}) \\ &= [\mathcal{G}] \end{aligned}$$

\square

Lemma 8. Consider two substitution graphs \mathcal{G} and \mathcal{G}' . If \mathcal{G}' is derived from \mathcal{G} by substitution expansion, then $[\mathcal{G}'] = [\mathcal{G}]$.

Proof. We use the notation in Definition 22. Let $\zeta' = \{x_1 \mapsto \tau_1, \dots, x_{d_k} \mapsto \tau_{d_k}\}$. The substitutions associated with the edges between each pairs of adjacent layers of \mathcal{G}' are

$$\zeta^{(0,1)}, \dots, \zeta^{(k-1,k)}, \zeta, \zeta', \zeta^{(k+1,k+2)}, \dots, \zeta^{(L-1,L)}.$$

Therefore,

$$\begin{aligned} [\mathcal{G}'] &= [v_{\text{out}}] (\zeta^{(L-1,L)} \bullet \dots \bullet \zeta^{(k+1,k+2)} \bullet \zeta' \bullet \zeta \bullet \zeta^{(k-1,k)} \bullet \dots \bullet \zeta^{(0,1)}) \\ &= [v_{\text{out}}] (\zeta^{(L-1,L)} \bullet \dots \bullet \zeta^{(k+1,k+2)} \bullet \zeta^{(k,k-1)} \bullet \zeta^{(k-1,k)} \bullet \dots \bullet \zeta^{(0,1)}) \\ &= [\mathcal{G}] \end{aligned}$$

\square

D.1 Proof of Lemma 4

Proof. Let $\tau = [\mathcal{G}] = [\mathcal{G}']$. Let $L, L' \in \mathbb{N}$, assume \mathcal{G} and \mathcal{G}' has depth L and L' , respectively. Denote the substitutions associated with the edges between adjacent layers in \mathcal{G} by $\zeta^{(0,1)}, \dots, \zeta^{(L-1,L)}$. Denote the substitutions associated with the edges between adjacent layers in \mathcal{G}' by $\zeta_*^{(0,1)}, \dots, \zeta_*^{(L'-1,L')}$.

Denote the output node of \mathcal{G} by v_{out} . Let \mathcal{G}_1 be the graph obtained by collapsing the last hidden layer of \mathcal{G} , i.e., the substitutions associated with the edges between adjacent layers of \mathcal{G}_1 are

$$\zeta^{(0,1)}, \zeta^{(1,2)}, \dots, \zeta^{(L-1,L)} \bullet \zeta^{(L-2,1)}.$$

Let \mathcal{G}_2 be the graph obtained by collapsing, again, the last hidden layer of \mathcal{G}_1 . Proceeding until no hidden layer is left. Denote the resulting network by \mathcal{G}_{L-1} . In \mathcal{G}_{L-1} , the output node is associated with the formula τ .

Denote the output node of \mathcal{G}' by v_{out}' . As $\tau = [v_{\text{out}}']_{\zeta_*}^{(L'-1, L')} \bullet \dots \bullet \zeta_*^{(0,1)}$, conversely, we can use the equality

$$\begin{aligned}\tau &= ([v_{\text{out}}']_{\zeta_*}^{(L'-1, L')} \bullet \dots \bullet)_{\zeta_*}^{(0,1)} \\ &= ([v_{\text{out}}']_{\zeta_*}^{(L'-1, L')} \bullet \dots \bullet)_{\zeta_*}^{(1,2)} \zeta_*^{(0,1)} \\ &\vdots \\ &= ([v_{\text{out}}']_{\zeta_*}^{(L'-1, L')} \dots)_{\zeta_*}^{(1,2)} \zeta_*^{(0,1)}\end{aligned}$$

to expand \mathcal{G}_{L-1} . $L' - 1$ times to arrive at the graph \mathcal{G}' . \square

D.2 Proof of Proposition 5

To prove Proposition 5, it suffices to prove the follow two propositions.

Proposition 8. *Let \mathcal{E} be a set of axioms. For two substitution graphs $\mathcal{G}, \mathcal{G}'$, if $\mathcal{G} \stackrel{e}{\sim} \mathcal{G}'$ for some axiom $e \in \mathcal{E}$, then $[\mathcal{G}] \stackrel{\mathcal{E}}{\sim} [\mathcal{G}']$.*

Proposition 9. *Let \mathcal{E} be a set of axioms. For two substitution graphs $\mathcal{G}, \mathcal{G}'$, if $[\mathcal{G}] \stackrel{e}{\sim} [\mathcal{G}']$ for some axiom $e \in \mathcal{E}$, then $\mathcal{G} \stackrel{\mathcal{E}}{\sim} \mathcal{G}'$.*

Before showing Proposition 8 and Proposition 9, we state three technical lemmata.

Lemma 9. *Let \mathcal{E} be a set of axioms and let $e \in \mathcal{E}$. For $n, k, p \in \mathbb{N}, n \geq k \geq p$, and $\{i_1, \dots, i_k\} \subset \{1, \dots, n\}$. Consider a formula $\tau(x_1, \dots, x_n)$ and a substitution $\zeta = \{x_{i_1} \mapsto \delta_1, \dots, x_{i_k} \mapsto \delta_k\}$. Let δ'_p be a formula satisfying $\delta_p \stackrel{e}{\sim} \delta'_p$. Denote by ζ' the substitution $\{x_{i_1} \mapsto \delta_1, \dots, x_{i_{p-1}} \mapsto \delta_{p-1}, x_{i_p} \mapsto \delta'_p, x_{i_{p+1}} \mapsto \delta_{p+1}, \dots, x_{i_k} \mapsto \delta_k\}$. Then*

$$\tau\zeta \stackrel{\mathcal{E}}{\sim} \tau\zeta'. \quad (43)$$

Proof. Let the number of occurrences of x_{i_p} in τ be ℓ . If $\ell = 1$, Then δ_p is a subformula of $\tau\zeta$ and replacing it by δ'_p gives $\tau\zeta'$. Hence $\tau\zeta \stackrel{e}{\sim} \tau\zeta'$. If $\ell > 1$, then replacing all the ℓ occurrences of δ_p in $\tau\zeta$ gives $\tau\zeta'$. Let γ^q , for $q \in \{1, \dots, \ell\}$, be the formula obtained by replacing q occurrences of δ_p in $\tau\zeta$ by δ'_p . Then we have

$$\begin{aligned}\tau\zeta &\stackrel{e}{\sim} \gamma^1 \\ \gamma^1 &\stackrel{e}{\sim} \gamma^2 \\ &\vdots \\ \gamma^1 &\stackrel{e}{\sim} \gamma^\ell\end{aligned}$$

Therefore $\tau\zeta \stackrel{\mathcal{E}}{\sim} \tau\zeta'$. \square

Lemma 10. *Let \mathcal{E} be a set of axioms and let $e \in \mathcal{E}$. For two formulae τ, τ' and a substitution ζ , if $\tau \stackrel{e}{\sim} \tau'$, then*

$$\tau\zeta \stackrel{\mathcal{E}}{\sim} \tau'\zeta.$$

Proof. Assume the axiom e is $\epsilon = \epsilon'$. Since $\tau \stackrel{e}{\sim} \tau'$, there exists a substitution ζ_* such that $\epsilon\zeta_*$ is a subformula of τ , and replacing $\epsilon\zeta_*$ in τ by $\epsilon'\zeta_*$ gives the formula τ' . Therefore, $(\epsilon\zeta_*)\zeta$ is a subformula of $\tau\zeta$, and replacing $(\epsilon\zeta_*)\zeta$ in $\tau\zeta$ by $(\epsilon'\zeta_*)\zeta$ gives the formula $\tau'\zeta$. But $(\epsilon\zeta_*)\zeta = (\epsilon'\zeta_*)\zeta$ is an instantiation of the axiom e , therefore $\tau\zeta \stackrel{\mathcal{E}}{\sim} \tau'\zeta$. \square

Lemma 11. *Let \mathcal{E} be a set of axioms and let $e \in \mathcal{E}$. For two formulae τ, τ' and a substitution ζ , if $\tau \stackrel{\mathcal{E}}{\sim} \tau'$, then*

$$\tau\zeta \stackrel{\mathcal{E}}{\sim} \tau'\zeta.$$

Proof. Since $\tau \stackrel{\mathcal{E}}{\sim} \tau'$, there exists a finite sequence of formulae τ_1, \dots, τ_T and $e_t \in \mathcal{E}$, for $t \in \{1, \dots, T-1\}$, such that $\tau_1 = \tau, \tau_T = \tau'$, and $\tau_t \stackrel{e_t}{\sim} \tau_{t+1}$, for $t \in \{1, \dots, T-1\}$. By Lemma 10, $\tau_t \zeta \stackrel{\mathcal{E}}{\sim} \tau_{t+1} \zeta$, for $t \in \{1, \dots, T-1\}$. Therefore, $\tau \zeta \stackrel{\mathcal{E}}{\sim} \tau' \zeta$. \square

Now we prove Proposition 8. By Definition 20, \mathcal{G}' is obtained by replacing the formula $[v]$ associated with some node v of \mathcal{G} by another formula τ' satisfying $[v] \stackrel{\mathcal{E}}{\sim} \tau'$. Assume \mathcal{G} has depth $L \in \mathbb{N}$. Denote the substitutions associated with the edges of \mathcal{G} from level j to level $j+1$ by $\zeta^{(j,j+1)}$, for $j \in \{0, \dots, L-1\}$. We consider two cases.

Case 1. v is the output node of \mathcal{G} .

$$[\mathcal{G}] = ([v] \zeta^{(L,L-1)} \dots \zeta^{(2,1)}) = [v] (\zeta^{(L,L-1)} \dots \zeta^{(2,1)}).$$

Since $[v] \stackrel{\mathcal{E}}{\sim} \tau'$, by Lemma 10,

$$[v] (\zeta^{(L,L-1)} \dots \zeta^{(2,1)}) \stackrel{\mathcal{E}}{\sim} \tau' (\zeta^{(L,L-1)} \dots \zeta^{(2,1)}).$$

That is,

$$[\mathcal{G}] \stackrel{\mathcal{E}}{\sim} [\mathcal{G}'].$$

Case 2. $L \geq 2$ and v is the i -th node at level $k \leq L-1$. First rewrite by $[\mathcal{G}]$ by

$$\begin{aligned} [\mathcal{G}] &= [v] (\zeta^{(L,L-1)} \bullet \dots \bullet \zeta^{(k+1,k+2)} \bullet \zeta^{(k,k+1)} \bullet \zeta^{(k-1,k)} \bullet \dots \bullet \zeta^{(2,1)}) \\ &= ([v] (\zeta^{(L,L-1)} \bullet \dots \bullet \zeta^{(k+1,k+2)})) \zeta^{(k,k+1)} (\zeta^{(k-1,k)} \bullet \dots \bullet \zeta^{(2,1)}) \end{aligned}$$

Let

$$\zeta' = \{x_1 \mapsto [v_1^{(k)}], \dots, x_{i-1} \mapsto [v_{i-1}^{(k)}], x_i \mapsto \tau', x_{i+1} \mapsto [v_{i+1}^{(k)}], \dots, x_{d_k} \mapsto [v_{d_k}^{(k)}]\}.$$

Then

$$\begin{aligned} [\mathcal{G}'] &= [v] (\zeta^{(L,L-1)} \bullet \dots \bullet \zeta^{(k+1,k+2)} \bullet \zeta' \bullet \zeta^{(k-1,k)} \bullet \dots \bullet \zeta^{(2,1)}) \\ &= ([v] (\zeta^{(L,L-1)} \bullet \dots \bullet \zeta^{(k+1,k+2)})) \zeta' (\zeta^{(k-1,k)} \bullet \dots \bullet \zeta^{(2,1)}). \end{aligned}$$

As $[v] \stackrel{\mathcal{E}}{\sim} \tau'$, by Lemma 9,

$$([v] (\zeta^{(L,L-1)} \bullet \dots \bullet \zeta^{(k+1,k+2)})) \zeta \stackrel{\mathcal{E}}{\sim} ([v] (\zeta^{(L,L-1)} \bullet \dots \bullet \zeta^{(k+1,k+2)})) \zeta'.$$

Then by Lemma 11,

$$\begin{aligned} &([v] (\zeta^{(L,L-1)} \bullet \dots \bullet \zeta^{(k+1,k+2)})) \zeta^{(k,k+1)} (\zeta^{(k-1,k)} \bullet \dots \bullet \zeta^{(2,1)}) \\ &\stackrel{\mathcal{E}}{\sim} ([v] (\zeta^{(L,L-1)} \bullet \dots \bullet \zeta^{(k+1,k+2)})) \zeta' (\zeta^{(k-1,k)} \bullet \dots \bullet \zeta^{(2,1)}) \end{aligned}$$

That is,

$$[\mathcal{G}] \stackrel{\mathcal{E}}{\sim} [\mathcal{G}']$$

In both cases, $\mathcal{G} \stackrel{\mathcal{E}}{\sim} \mathcal{G}'$ implied $[\mathcal{G}] \stackrel{\mathcal{E}}{\sim} [\mathcal{G}']$. This finalizes the proof of Proposition 8.

We proceed to prove Proposition 9. Let \mathcal{G}_\circ be the substitution graph with depth 1 whose output node is associated with the formula $[\mathcal{G}]$. Let \mathcal{G}'_\circ be the substitution graph with depth 1 whose output node is associated with the formula $[\mathcal{G}']$. Then \mathcal{G}_\circ can be derived from \mathcal{G} by a finite sequence of substitution collapses, and \mathcal{G}'_\circ can be derived from \mathcal{G}' by a finite sequence of substitution expansions.

As $[\mathcal{G}] \stackrel{\mathcal{E}}{\sim} [\mathcal{G}']$, we know $\mathcal{G}_\circ \stackrel{\mathcal{E}}{\sim} \mathcal{G}'_\circ$. Therefore $\mathcal{G} \stackrel{\mathcal{E}}{\sim} \mathcal{G}'$.

E Similarity between the idea in this paper and Shannon’s analysis of switching circuits [22, 23]

The family of formulae in Boolean logic coincides with that in Łukasiewicz logic. The Boolean algebra is defined as follows.

Definition 32. A Boolean algebra is a structure $\mathbb{B} = (B, \oplus, \odot, \neg, 0, 1)$ consisting of a nonempty set B , two distinct constants $0, 1 \in M$, binary operations \oplus and \odot , and a unary operation \neg , such that \mathbb{B} is a many-valued algebra satisfying the axiom

$$x \oplus x = x.$$

By Definition 32, every Boolean algebra is an MV algebra, but not vice versa. Boolean logic is defined semantically on the set $B = \{0, 1\}$ with the operations \oplus, \odot, \neg defined as below.

$$\begin{array}{lll} 0 \oplus 0 = 0 & 0 \odot 0 = 0 & \\ 0 \oplus 1 = 1 & 0 \odot 1 = 0 & \neg 0 = 1 \\ 1 \oplus 0 = 1 & 1 \odot 0 = 0 & \neg 1 = 0 \\ 1 \oplus 1 = 1 & 1 \odot 1 = 1 & \end{array}$$

The idea behind such the extraction-derivation-construction procedure in this paper is not new. In 1938, Shannon initiated the application of Boolean logic to the design of switching circuits in his seminal work [22]. At the heart of Shannon’s theory is a systematic correspondence between switching circuits and Boolean formulae. The correspondence is achieved by interpreting a propositional variable x_1 and its negation $\neg x_1$ as a make and break contact, respectively, and the operations \oplus and \odot as parallel and series connections of switches⁴, respectively. As such, every switching circuit can be associated with a Boolean formula to represent its functionality; conversely, starting from a formula, one can draw a switching circuit to implement the function underlying the formula. The significance of such correspondence is that the physical laws of circuits can be disregarded, and the design of switching circuits can be carried out purely algebraically by manipulating the associated Boolean formulae.

Let us take a simple example to illustrate Shannon’s approach. Consider the circuit in Figure 21.

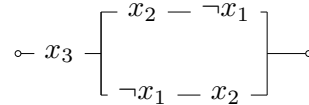


Figure 21: A switching circuit

Its associated formula is $x_3 \odot ((x_2 \odot \neg x_1) \oplus (\neg x_1 \odot x_2))$. To find a circuit that is functionally equivalent to the one in Figure 21 but with fewer switches, we apply the axioms of Boolean algebra in Definition 32 to simplify the formula as follows.

$$\begin{aligned} & x_3 \odot ((x_2 \odot \neg x_1) \oplus (\neg x_1 \odot x_2)) \\ &= x_3 \odot ((x_2 \odot \neg x_1) \oplus (x_2 \odot \neg x_1)) \\ &= x_3 \odot (x_2 \odot \neg x_1) \end{aligned}$$

The formula $x_3 \odot (x_2 \odot \neg x_1)$ can be implemented by the circuit in Figure 22.



Figure 22: A switching circuit equivalent to the one in Figure 21

We summarize the common idea behind Shannon’s theory of switching circuits and our algebraic approach to ReLU neural networks in the diagrams in Figure 23. In both diagrams, the extraction procedure

⁴Shannon’s original setting was slightly different. Here we take the version adapted by modern electrical engineering.

translates a circuit into an algebraic expression, while the construction step translates from the logic domain back into the circuit domain. The problem of analyzing and designing circuits is reduced into algebraic derivations of logic formulae.



Figure 23: Logic and circuit