

Does Algorithmic Uncertainty Sway Human Experts? Evidence from a Field Experiment in Selective College Admissions

HANSOL LEE, Stanford University, USA

AJ ALVERO, Cornell University, USA

RENÉ F. KIZILCEC, Cornell University, USA

THORSTEN JOACHIMS, Cornell University, USA

Algorithmic predictions are inherently uncertain: even models with similar aggregate accuracy can produce different predictions for the same individual, raising concerns that high-stakes decisions may become sensitive to arbitrary modeling choices. In this paper, we define *algorithmic reliance* as the extent to which a decision outcome depends on whether a more favorable versus less favorable algorithmic prediction is presented to the decision-maker. We estimate this in a randomized field experiment ($n = 19,545$) embedded in a selective U.S. college admissions cycle, in which admissions officers reviewed each application alongside an algorithmic score while we randomly varied whether the score came from one of two similarly accurate prediction models. Although the two models performed similarly in aggregate, they frequently assigned different scores to the same applicant, creating exogenous variation in the score shown. Surprisingly, we find little evidence of algorithmic reliance: presenting a more favorable score does not meaningfully increase an applicant’s probability of admission on average, even when the models disagree substantially. These findings suggest that, in this expert, high-stakes setting, human decision-making is largely invariant to arbitrary variation in algorithmic predictions, underscoring the role of professional discretion and institutional context in mediating the downstream effects of algorithmic uncertainty.

Additional Key Words and Phrases: algorithmic reliance, predictive multiplicity, human-algorithm interaction, decision support systems, algorithmic fairness, randomized field experiment, college admissions

1 Introduction

Algorithmic predictions are inherently uncertain. Even when trained on similar data and exhibiting comparable aggregate accuracy, different models can produce meaningfully different predictions for the same individual—a phenomenon known as *predictive multiplicity* [2]. This instability raises a fundamental concern for high-stakes decision-making: whether outcomes become sensitive to arbitrary modeling choices rather than substantively meaningful differences between individuals. A growing literature has raised normative and practical concerns about such algorithmic uncertainty, emphasizing the risk that consequential decisions may depend on modeling choices that are difficult to justify on substantive grounds [6, 21].

Much of this concern implicitly assumes settings in which algorithmic predictions are treated as authoritative or determinative. In practice, however, many high-stakes decisions remain human-mediated, with algorithms deployed as inputs to human decision-making rather than automated decision-makers [16, 30]. In these contexts, the central question is not whether algorithms are correct—since many such decisions lack a canonical notion of correctness [5]—but whether, and how, variation in algorithmic assessments influences high-stakes human decisions.

This issue is increasingly salient as algorithm-assisted decision-making becomes embedded in consequential decision-making processes. Colleges and universities, in particular, face rapidly growing application volumes and have begun

⁰This is the author’s version of the work. It is posted here for personal use. Not for redistribution.

integrating algorithmic tools into admissions review. For example, Virginia Tech recently announced a new undergraduate admissions process that pairs human essay readers with an AI-supported scoring system developed by university researchers [23]. The system is explicitly framed as a support tool rather than a decision-maker: discrepancies between human and AI assessments trigger additional human review, and final admissions decisions are made exclusively by trained admissions professionals. This design reflects a broader institutional emphasis on human–algorithm collaboration, while underscoring the importance of understanding how algorithmic assessments interact with human judgment in practice.

In human-mediated settings, the central risk posed by predictive multiplicity is not that algorithms make incorrect decisions, but that human decision-makers may place undue weight on the particular algorithmic score they observe. We refer to this phenomenon as **algorithmic reliance**: a decision-making pattern in which algorithmic predictions exert disproportionate influence on human judgments, even when those predictions reflect model-contingent variation rather than substantively meaningful differences between individuals.

This conception of algorithmic reliance differs from much of the prior literature, which evaluates reliance relative to a known ground truth and defines appropriate use in terms of improved decision accuracy. In domains such as college admissions, decisions are not objectively optimal in this sense [5, 29], making such definitions inapplicable. Instead, the relevant normative concern is whether human decisions become sensitive to algorithmic variation that lacks substantive justification. In contexts characterized by predictive multiplicity, algorithmic reliance is present if different algorithmic scores—produced by similarly accurate and equally defensible models for the same individual—lead to meaningfully different human decisions.

Empirically identifying algorithmic reliance in real-world settings is challenging. Directly randomizing whether decision-makers observe higher versus lower algorithmic predictions is typically infeasible or unethical in high-stakes contexts, as it would deliberately disadvantage some individuals. As a result, existing evidence on human–algorithm interaction largely comes from observational studies (e.g., [3, 16]) or controlled laboratory experiments that abstract away from organizational context and stakes (e.g., [10]). These approaches provide limited insight into whether algorithmic uncertainty affects decisions in real institutional settings.

In this paper, we leverage predictive multiplicity to overcome this challenge. We study a randomized field experiment embedded in a selective U.S. college admissions process ($n = 19,545$ applications). During the 2022 admissions cycle, admissions officers reviewed applications alongside an algorithmic score intended as a coarse, directional signal to support attention allocation. We developed two predictive models using the same features and modeling pipeline but trained on slightly different historical data. Although the two models achieved similar aggregate predictive performance, they frequently assigned different scores to the same applicant. For each application, we randomized which of the two models’ score is presented to the admissions officers. This design generates ethically supportable exogenous variation in the algorithmic prediction presented to decision-makers, without explicitly altering the model prediction. By conditioning on the pair of model predictions and exploiting randomized score presentation, we identify the causal effect of presenting a more favorable versus less favorable algorithmic prediction for the same applicant.

We find substantial individual-level algorithmic disagreement: the two models assign different score deciles to over 70% of applicants, with disagreement concentrated among borderline cases. Despite this, we find little evidence of algorithmic reliance. Presenting a more favorable score does not meaningfully increase an applicant’s probability of admission on average, even when the models disagree substantially. Across specifications, admission outcomes are largely invariant to which of the two disagreeing algorithmic scores is shown. These findings suggest that, in this expert, high-stakes decision-making setting, algorithmic uncertainty does not mechanically propagate into final decision

outcomes. Rather than responding directly to arbitrary variation in algorithmic assessments, admissions officers appear to integrate algorithmic scores as one input among many within a holistic evaluation process.

This paper makes three contributions. First, we conceptualize algorithmic reliance as sensitivity of human decisions to model-contingent variation in algorithmic predictions, a notion particularly suited to human-mediated settings that lack an objective ground truth. Second, we introduce an ethically supportable experimental approach for identifying algorithmic reliance in high-stakes contexts by leveraging predictive multiplicity to generate exogenous variation in algorithmic assessments without degrading advice quality or disadvantaging individuals. Third, we apply this framework in a real institutional setting, providing rare field-based causal evidence on how algorithmic uncertainty interacts with expert human judgment in practice.

2 Related Work

Our study sits at the intersection of research on human reliance on algorithmic advice and research on instability and arbitrariness in predictive models.

2.1 Human Reliance on Algorithmic Advice

A large literature examines how humans respond to algorithmic advice. Prior work shows that algorithmic decision aids can improve efficiency and accuracy in a range of domains [16, 20]. At the same time, a growing body of research highlights risks of miscalibrated reliance, including excessive deference to algorithmic outputs (often termed automation bias) [12] and systematic discounting of algorithmic advice following observed errors (algorithmic aversion) [10]. Recent work has proposed formal frameworks for evaluating reliance and decision quality [14] and documented reliance failures in settings such as policing, hiring, and social services [3, 27, 31, 32].

Importantly, the degree of reliance often depends on the user’s expertise and the task at hand. In web search, for example, it is well documented that algorithmic advice in the form of rankings has profound impact on outcomes [15]. On other tasks, experts may act as a corrective force, overriding or contextualizing algorithmic recommendations using domain knowledge and professional judgment [9, 26]. However, this literature typically studies reliance with respect to a single, fixed algorithm. It largely leaves open how human decision-makers respond when algorithmic assessments themselves are unstable, and when different, equally defensible models produce conflicting recommendations for the same case.

2.2 Model Instability and Algorithmic Arbitrariness

A parallel line of research shows that instability is a structural feature of modern predictive modeling. Early work on the *Rashomon Effect* emphasized that many distinct models can achieve similar aggregate performance on the same task [4]. More recent work formalizes this phenomenon as *predictive multiplicity* [2, 21] or *underspecification* [8], highlighting that equally accurate models may yield different predictions for the same individual.

This instability has raised normative concerns about arbitrariness and procedural fairness. When outcomes depend on which of several equally defensible models is deployed, decisions may appear difficult to justify on substantive grounds [6]. Such arbitrariness threatens perceived legitimacy and trust, which are central to the acceptance of algorithmic systems [11, 19]. However, this literature primarily documents instability at the level of model outputs. It often implicitly assumes that model-level disagreement translates directly into outcome-level arbitrariness, without empirically testing whether or how such instability propagates through human-mediated decision processes.

3 Context: Algorithm-assisted college admissions at a selective U.S. university

Selective college admissions provides a natural and consequential setting for studying human–algorithm interaction. Admissions decisions are not reducible to ranking applicants by a single notion of merit; instead, they involve constructing a class that satisfies multiple, often competing institutional goals [29]. Admissions officers therefore engage in holistic review, synthesizing quantitative indicators with qualitative assessments of context, potential, and institutional fit [22]. As a result, admissions decisions are inherently judgment-based and normatively contested, rather than objectively correct [5].

Our study is situated at a highly selective U.S. university during the 2021–2022 admissions cycle, following the widespread adoption of test-optional policies in response to the COVID-19 pandemic. These changes substantially reduced the availability of standardized test scores—historically a central quantitative input into admissions decisions—while application volumes increased, placing additional time and attention constraints on admissions officers [1]. To support holistic review under these conditions, the case institution introduced predictive algorithms trained on historical admissions data. The goal was not to automate admissions decisions, but to provide an additional, test-free signal that could help reviewers allocate limited attention and ensure that strong applicants were not inadvertently overlooked (for details on the design of these algorithms, see [17, 18]).

The algorithms generated predicted probabilities of admission based on information available at the time of application, including academic records and other observed characteristics. For operational use, these predictions were discretized into deciles (1–10, with 10 indicating the highest predicted probabilities) and displayed to admissions officers to guide their workflow, for example by prioritizing higher-scoring applications for earlier review. Importantly, admissions officers retained full discretion to make holistic judgments based on essays, recommendation letters, contextual background, and institutional priorities not captured by the model.

A key feature of this setting (not uncommon in social prediction contexts) is that predictive models are inherently uncertain [25]. Even when trained on similar data and achieving comparable aggregate performance, different models can assign meaningfully different scores to the same applicant [2]. As a result, the specific algorithmic score shown to a reviewer may depend on modeling choices rather than substantively meaningful differences between applicants. If admissions officers place undue weight on the particular score they observe, such model-contingent variation could propagate into high-stakes downstream decisions.

Directly manipulating or degrading algorithmic advice to study reliance would be ethically impermissible in consequential domains such as college admissions. Our study addresses this common challenge by exploiting predictive multiplicity [2] as a source of naturally occurring, ecologically valid variation. By randomly assigning applications to be accompanied by a score from one of two similarly accurate models that sometimes disagree at the individual level, we test whether, and to what extent, variation in algorithmic assessments causally influences human decision-making. In this setting, systematic sensitivity to which of two equally plausible scores is presented constitutes evidence of algorithmic reliance.

4 Methods

In the following, we define algorithmic reliance and introduce an experimental design that permits its estimation in a field setting.

4.1 Defining Algorithmic Reliance

We study whether decision outcomes for the same individual depend on which algorithmic prediction is presented when multiple plausible predictions exist. We define *algorithmic reliance* as the population-level causal effect of presenting a more favorable algorithmic prediction rather than a less favorable one on downstream decisions, holding fixed the individual. Throughout, algorithmic reliance is the estimand of interest. In settings of predictive multiplicity, positive reliance reflects sensitivity to model-contingent variation in algorithmic scores (over-reliance), while negative reliance reflects systematic counteracting of the algorithmic signal (algorithmic aversion).

Let A denote the space of algorithmic predictions that may be presented to a decision-maker. For any $a \in A$, let

$$Y_i(a) \in \{0, 1\}$$

denote the potential decision outcome for individual i if prediction a were presented, where $Y_i(a) = 1$ indicates a favorable decision outcome (e.g., admission).

Let \succ denote an ordering over A such that $a^H \succ a^L$ means a^H is more favorable than a^L . For any ordered pair $(a^H, a^L) \in A \times A$ with $a^H \succ a^L$, define *algorithmic reliance* as

$$\text{AR}(a^H, a^L) := \mathbb{E}[Y_i(a^H) - Y_i(a^L)]. \quad (1)$$

Under this definition, algorithmic reliance has the following behavioral interpretation:

- (1) $\text{AR}(a^H, a^L) \approx 0$: showing a^H rather than a^L does not materially change decisions.
- (2) $\text{AR}(a^H, a^L) > 0$: showing a^H rather than a^L *increases* the likelihood of a favorable decision; larger values indicate stronger reliance on the algorithmic signal.
- (3) $\text{AR}(a^H, a^L) < 0$: showing a^H rather than a^L *decreases* the likelihood of a favorable decision; larger negative values indicate stronger counteracting or aversive responses to the algorithmic signal.

This definition does not assume the existence of a ground-truth or objectively correct decision, nor does it require that either the human decision or the algorithmic prediction be accurate. Algorithmic reliance is defined purely in terms of how observed decisions respond to changes in the algorithmic input, holding the individual fixed.

For example, if across individuals decisions are favorable 40% of the time when a^H is shown and 30% of the time when a^L is shown, then $\text{AR}(a^H, a^L) = 0.10$. This means that presenting a^H rather than a^L increases the probability of a favorable decision by 10 percentage points on average, regardless of whether either prediction—or the resulting decisions—is correct. In settings characterized by predictive multiplicity, algorithmic reliance captures whether model-contingent differences in algorithmic scores translate into differences in real outcomes for the same individual.

4.2 Experiment Design

Studying algorithmic reliance in high-stakes decision settings poses an ethical challenge. Directly randomizing whether a decision-maker is presented with a higher versus a lower algorithmic score would require intentionally disadvantaging some individuals by exposing reviewers to systematically less favorable information, which is infeasible in consequential domains such as college admissions. This constraint has contributed to the prevalence of reliance studies in low-stakes or synthetic settings.

We address this challenge by leveraging *predictive multiplicity* [2]: the fact that multiple predictive models can achieve similar aggregate performance while producing different scores for the same individual. Rather than manipulating the favorability or quality of algorithmic advice, our design exploits naturally occurring, model-contingent variation

among equally plausible predictions. This approach generates exogenous variation in the algorithmic score observed by decision-makers without degrading model accuracy or explicitly disadvantaging any applicant.

Our field experiment was conducted during the 2022 Regular Decision admissions cycle at a highly selective U.S. university with $n = 19,545$ applications. At the time of the experiment, the institution used algorithmic scores as a coarse, directional signal to help organize reviewer attention within a large and competitive applicant pool. The scores were explicitly framed as decision aids rather than determinative inputs, with final admissions decisions made exclusively by trained admissions professionals.

4.2.1 Model development. We developed two predictive models, Model 1 and Model 2, using the same modeling pipeline but slightly different training data. Both models are gradient boosted decision tree classifiers trained to predict the probability of admission, following prior work in this setting [17, 18]. The data used to train the two models comes from the university’s 2019–20 and 2020–21 admissions cycles. This includes all information submitted via the Common Application, such as:

- **Academic Information:** High school GPA, class rank, courses taken, AP/IB scores, and optional SAT subject scores.
- **Personal Information:** Personal essays, descriptions of extracurricular activities, honors and awards, intended major, legacy status, and demographic indicators (gender, race and ethnicity, first-generation status).
- **Not included in the feature set:** We did not have access to recommendation letters or school-specific counselor reports. To simulate the test-optional environment of our experiment, we explicitly excluded SAT/ACT and TOEFL/IELTS scores from the feature set.

The two models differ only in their training data, designed to induce realistic variation:

- **Model 1** was trained only on applicants from the 2020–21 Regular Decision cycle.
- **Model 2** was trained on a larger dataset including applicants from both the 2019–20 and 2020–21 Regular Decision cycles.

Each model outputs a predicted probability of admission, which is discretized into deciles (1–10) before being displayed to reviewers. This discretization aligns with institutional practice and reflects the goal of providing a coarse, directional signal rather than a precise probability.

Table 1. Out-of-sample model validation performance.

	2020–21 RD		2021–22 ED	
	AUROC	Avg. Precision	AUROC	Avg. Precision
Model 1	86.9	32.5	80.9	52.1
Model 2	87.8	34.5	82.0	54.9

Despite being trained on different samples (specifically, Model 2 being trained on an additional year of data), the two models exhibit similar aggregate predictive performance on out-of-sample validation data. As reported in Table 1, Model 2 performs slightly better on average in terms of Area Under the Receiver Operating Characteristic Curve (AUROC) and Average Precision, but the differences are modest. Furthermore, it was unclear whether this slight advantage of Model 2 would persist in the upcoming admission cycle, since the inclusion of the older data may make Model 2 more outdated. While the two models have similar aggregate performance, they show substantial individual-level disagreement: **the two models assign different score deciles to 73.2% of applicants** in the experimental

sample. This disagreement provides the variation in algorithmic scores that we exploit to study presentation bias, which we will further analyze in Section 5.2.

4.2.2 Randomized Algorithmic Score Presentation. For each applicant i , both model scores are computed offline prior to human review, denoted $(S_{i1}, S_{i2}) \in \{1, \dots, 10\}^2$. Exactly one of these scores is shown to admissions officers. Which model’s score is displayed is randomly assigned for each i :

$$W_i \sim \text{Bernoulli}(0.5), \quad W_i = \begin{cases} 0, & \text{Model 1 score presented,} \\ 1, & \text{Model 2 score presented.} \end{cases}$$

All other aspects of the applications and the decision-making processes are held fixed. Admissions officers were blind to which model produced the scores they were presented with.

Randomization yielded 9,765 applications assigned to the Model 1 condition and 9,780 to the Model 2 condition. The outcome of interest, $Y_i \in \{0, 1\}$, indicates whether applicant i was ultimately admitted; the overall admission rate in the analytic sample is 5.44%. Applicant characteristics are well balanced across experimental arms (Table 2), consistent with successful randomization.

Table 2. Proportion of applicants by demographic group between the two experimental conditions.

Condition	First-generation	International	URM	Female
Model 1 presented	0.171	0.269	0.144	0.298
Model 2 presented	0.165	0.262	0.147	0.310

4.3 Estimating Algorithmic Reliance

Our experimental design randomizes which model’s score is displayed, not whether reviewers see a more favorable versus a less favorable prediction. When the two models disagree for a given applicant, however, the randomized model assignment induces exogenous variation in the favorability of the displayed score. We show how this permits identification and unbiased estimation of algorithmic reliance for the subset of prediction pairs that arise from model disagreement.

4.3.1 Setup and estimand. For each applicant i , two model scores are computed prior to review,

$$(S_{i1}, S_{i2}) \in \{1, \dots, 10\}^2,$$

corresponding to Model 1 and Model 2. Exactly one score is shown to admissions officers. Let $W_i \in \{0, 1\}$ indicate which model is displayed, where $W_i = 0$ denotes Model 1 and $W_i = 1$ denotes Model 2, with $\Pr(W_i = 1) = \Pr(W_i = 0) = 1/2$ by random assignment. Let $Y_i \in \{0, 1\}$ denote the realized admission outcome.

Define the disagreement set $\mathcal{D} := \{i : S_{i1} \neq S_{i2}\}$. For each $i \in \mathcal{D}$, define the more and less favorable realized scores as

$$H_i := \max(S_{i1}, S_{i2}), \quad L_i := \min(S_{i1}, S_{i2}).$$

Let $Y_i(H_i)$ and $Y_i(L_i)$ denote the potential admission outcomes if the more favorable versus less favorable score were shown. We define algorithmic reliance in our setting as

$$\text{AR} := \mathbb{E}[Y_i(H_i) - Y_i(L_i) \mid i \in \mathcal{D}]. \quad (2)$$

4.3.2 *Decomposition.* By the law of iterated expectations,

$$\begin{aligned} \text{AR} = & \underbrace{\Pr(S_{i1} > S_{i2} \mid i \in \mathcal{D})}_{\omega_{1>2}} \cdot \underbrace{\mathbb{E}[Y_i(H_i) - Y_i(L_i) \mid S_{i1} > S_{i2}]}_{\text{AR}_{1>2}} \\ & + \underbrace{\Pr(S_{i1} < S_{i2} \mid i \in \mathcal{D})}_{\omega_{2>1}} \cdot \underbrace{\mathbb{E}[Y_i(H_i) - Y_i(L_i) \mid S_{i1} < S_{i2}]}_{\text{AR}_{2>1}}. \end{aligned} \quad (3)$$

Here $\omega_{1>2}$ and $\omega_{2>1}$ are the frequencies of the two disagreement directions, and $\text{AR}_{1>2}$ and $\text{AR}_{2>1}$ are the corresponding stratum-specific components of algorithmic reliance.

4.3.3 *Identification.* Within \mathcal{D} , whether the higher score is shown is a deterministic function of (S_{i1}, S_{i2}) and W_i :

- If $S_{i1} > S_{i2}$, the higher score is shown if and only if $W_i = 0$.
- If $S_{i1} < S_{i2}$, the higher score is shown if and only if $W_i = 1$.

Since W_i is randomized, the stratum-specific components satisfy

$$\text{AR}_{1>2} = \mathbb{E}[Y_i \mid W_i = 0, S_{i1} > S_{i2}] - \mathbb{E}[Y_i \mid W_i = 1, S_{i1} > S_{i2}],$$

and

$$\text{AR}_{2>1} = \mathbb{E}[Y_i \mid W_i = 1, S_{i1} < S_{i2}] - \mathbb{E}[Y_i \mid W_i = 0, S_{i1} < S_{i2}].$$

In our analysis, we therefore estimate $\text{AR}_{1>2}$ and $\text{AR}_{2>1}$ by sample differences in means and combine them using the empirical weights $\widehat{\omega}_{1>2}$ and $\widehat{\omega}_{2>1}$ to obtain

$$\widehat{\text{AR}} = \widehat{\omega}_{1>2} \widehat{\text{AR}}_{1>2} + \widehat{\omega}_{2>1} \widehat{\text{AR}}_{2>1}.$$

5 Results

Our analysis proceeds in three steps. First, we establish that the algorithmic scores shown to admissions officers are decision-relevant inputs: higher scores are associated with higher admission probabilities, and this relationship is similar between the two models. Second, we characterize the nature of the algorithmic variation introduced by the experiment, documenting how often and in what ways the two models disagree in their predictions of the same applicant. Finally, leveraging this randomized variation in score presentation, we estimate algorithmic reliance: whether admission decisions are systematically influenced by which of two disagreeing but equally plausible algorithmic scores is shown. Together, these analyses allow us to assess whether individual-level algorithmic instability propagates into downstream admission decisions made by admissions officers.

5.1 How do algorithmic scores relate to admission decisions?

Before presenting our estimates of algorithmic reliance, we first examine how the algorithmic scores used in the experiment relate to downstream admission outcomes. Understanding this relationship is important for two reasons. Substantively, it establishes whether the scores are meaningful inputs into the decision process. Methodologically, it clarifies whether the two models operate on comparable score scales, which matters for interpreting the experimental manipulation.

Figure 1 plots observed admission rates by presented score, shown separately for applicants randomly assigned to present the score from Model 1 or Model 2. We observe two things: first, in both conditions, admission rates increase monotonically with the presented score. Second, we observe that across the full score distribution, the two curves

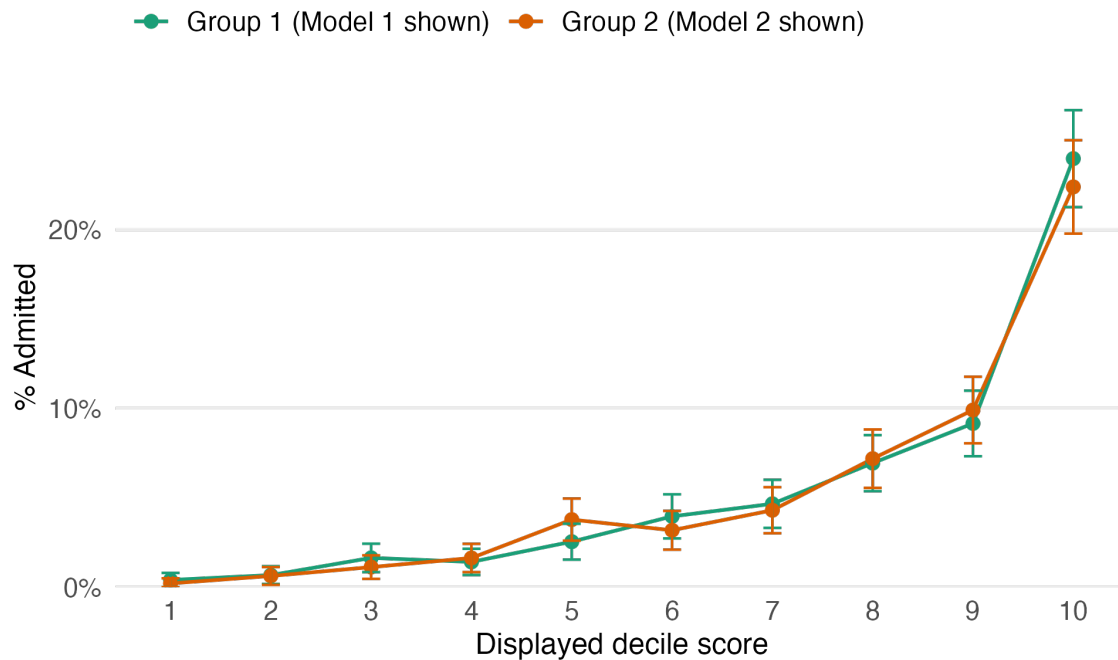


Fig. 1. Proportion of applicants admitted, by displayed algorithmic score decile, shown separately for applicants randomly assigned to display Model 1 scores (green) or Model 2 scores (orange) to admissions officers. Error bars indicate 95% confidence intervals.

closely overlap. This indicates that although the two models may differ in their assessments of individual applicants, a given score value corresponds to similar admission outcomes regardless of which model generates it. In other words, the score scales produced by the two models are similarly calibrated with respect to observed decisions.

Taken together, these results show that algorithmic scores are strongly predictive of admission outcomes and are comparably situated across models. At the same time, calibration alone does not describe the experimental manipulation itself. The experiment operates by randomly revealing one of two potentially different scores for the same applicant. To interpret the causal analyses that follow to estimate algorithmic reliance, we therefore next characterize the nature and extent of the algorithmic disagreement induced by this design. This establishes that the algorithmic scores are consequential inputs into the admissions process, so differences in which score is shown could plausibly affect decisions if reviewers are sensitive to them.

5.2 What algorithmic disagreement does the experiment introduce?

Although the two models are trained on the same feature set and achieve comparable predictive performance, they need not assign identical scores to the same applicant. This implies that even equally accurate models can disagree at the individual level. The experiment exploits this disagreement by randomly revealing one model's score rather than the other.

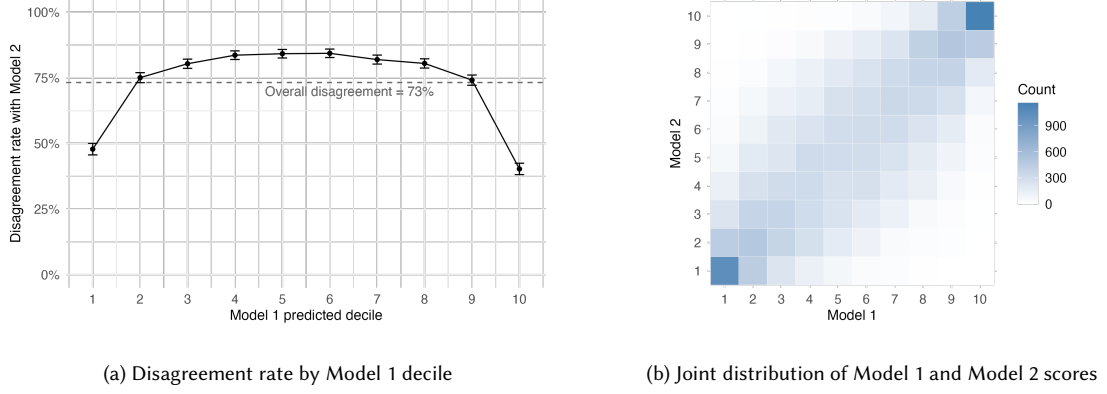


Fig. 2. Individual-level disagreement between Model 1 and Model 2. Panel (a) shows the probability that the two models assign different decile scores, conditional on the Model 1 decile; error bars indicate 95% confidence intervals and the dashed line denotes the overall disagreement rate. Panel (b) shows the joint distribution of decile scores assigned by the two models, where darker shading indicates a higher number of applicants and diagonal cells correspond to exact agreement.

5.2.1 How much do the models disagree at the individual level? We begin by quantifying the extent of individual-level disagreement between the two models. Although the models are similar in aggregate, they frequently diverge in their assessments of the same applicant. In our analytic sample, the two models assign different decile scores to 73.2% of applicants. The mean absolute difference in assigned scores is 1.49 deciles (SD = 1.38), and the correlation between the two scores is moderate ($\rho = 0.75$).

Figure 2 illustrates both the prevalence and structure of this disagreement. Panel (a) shows that disagreement is lowest at the extremes of the score distribution, corresponding to clearer admit and clearer deny decisions, and highest in the middle of the score distribution, which contain the majority of applicants for whom admission decisions are less certain. Panel (b) shows that while many applicants lie near the diagonal, indicating agreement or near-agreement, there is substantial mass off the diagonal, including cases where the two models differ by three or more deciles.

Together, these patterns indicate that the experimental manipulation introduces meaningful variation in the algorithmic scores shown to admissions officers—variation that is more concentrated among applicants for whom decision-making is most difficult. This individual-level disagreement, despite similar aggregate model performance, provides the key source of variation we exploit to study algorithmic reliance in subsequent analyses. Because applicants are randomly assigned to which model’s score is shown, this disagreement creates exogenous variation in the algorithmic information presented to reviewers.

5.2.2 Is one model systematically more favorable? Despite substantial individual-level disagreement, the two models are intentionally constructed to be symmetric in the aggregate. The mean predicted score is 5.4822 under Model 1 and 5.4821 under Model 2, with no statistically significant difference, and the distribution of signed score differences (Model 2 minus Model 1) is approximately symmetric and centered near zero (Figure 3) by design. This symmetry is also evident conditional on disagreement. In the notation of Section 4.3, the weights in the decomposition of algorithmic reliance satisfy

$$\omega_{1>2} = \Pr(S_{i1} > S_{i2} \mid i \in \mathcal{D}) = 0.501, \quad \omega_{2>1} = \Pr(S_{i1} < S_{i2} \mid i \in \mathcal{D}) = 0.499.$$

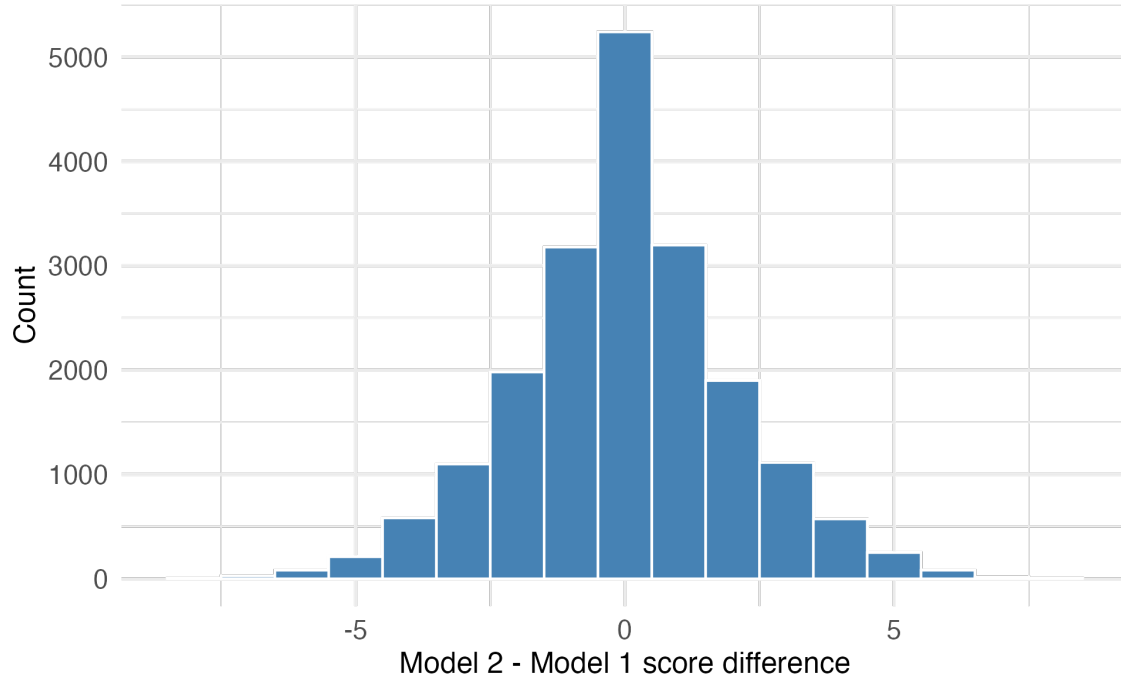


Fig. 3. Distribution of signed score differences (Model 2 minus Model 1) on the analytic sample.

Table 3. Estimates of algorithmic reliance (effect of showing the higher vs. lower score)

Case	N	$\mathbb{E}[Y \mid W=0]$	$\mathbb{E}[Y \mid W=1]$	\widehat{AR}	SE	p -value
$S_1 > S_2$ (Model 1 assigns the higher score)	7,166	0.0448	0.0420	+0.0029	0.0048	0.554
$S_1 < S_2$ (Model 2 assigns the higher score)	7,139	0.0371	0.0427	+0.0056	0.0046	0.225
$S_1 \neq S_2$ (All disagreement cases, \mathcal{D})	14,305	—	—	+0.0042	0.0033	0.206

Notes. Y indicates admission. $W = 0$ denotes that the Model 1 score is shown and $W = 1$ denotes that the Model 2 score is shown. Rows labeled $S_1 > S_2$ and $S_1 < S_2$ report estimates of the stratum-specific components $AR_{1>2}$ and $AR_{2>1}$ of algorithmic reliance as defined in Section 4.3. The pooled estimate \widehat{AR} is the weighted average $\omega_{1>2}AR_{1>2} + \omega_{2>1}AR_{2>1}$. Positive values indicate that showing the more favorable score increases the probability of admission. Standard errors are from linear probability models with HC3 robust standard errors.

Thus, the two disagreement directions occur with nearly equal frequency. Neither model is systematically more lenient or more stringent in the aggregate, so the weighting in the algorithmic reliance estimand does not mechanically favor one model's scores over the other. Consequently, any estimated algorithmic reliance reflects sensitivity to individual-level disagreement rather than global, systematic differences between the models.

5.3 Is there algorithmic reliance in admission decisions?

We now report estimates of the algorithmic reliance defined in Section 4.3: the average causal effect, among applicants for whom the models disagree, of showing the more favorable rather than the less favorable algorithmic score. Of the 19,545 applicants in the analytic sample, the models disagree for 14,305 applicants (73.2%). For the remaining

Table 4. Estimates of algorithmic reliance (effect of showing the higher vs. lower score) by magnitude of model disagreement

$ S_1 - S_2 $	N	$\mathbb{E}[Y \mid W=0]$	$\mathbb{E}[Y \mid W=1]$	\widehat{AR}	SE	p -value
<i>Case 1: $S_1 > S_2$ (Model 1 assigns the higher score)</i>						
1	3,178	0.0442	0.0516	+0.0074	0.0076	0.326
2	1,981	0.0533	0.0426	-0.0108	0.0096	0.262
3	1,099	0.0531	0.0157	-0.0374	0.0111	0.001
4	583	0.0179	0.0461	+0.0281	0.0144	0.052
5	211	0.0094	0.0476	+0.0382	0.0229	0.097
6	82	0.0238	0.0000	-0.0238	0.0238	0.320
Overall	7,166	0.0448	0.0420	+0.0029	0.0048	0.554
<i>Case 2: $S_1 < S_2$ (Model 2 assigns the higher score)</i>						
1	3,197	0.0509	0.0480	-0.0029	0.0077	0.705
2	1,899	0.0307	0.0450	+0.0143	0.0088	0.102
3	1,114	0.0164	0.0265	+0.0102	0.0087	0.242
4	573	0.0204	0.0573	+0.0369	0.0162	0.023
5	251	0.0472	0.0000	-0.0472	0.0189	0.013
6	82	0.0244	0.0244	-0.0000	0.0345	1.000
Overall	7,139	0.0371	0.0427	+0.0056	0.0046	0.225

Notes. Y indicates admission. $W = 0$ denotes that the Model 1 score is shown and $W = 1$ denotes that the Model 2 score is shown. Within each panel, \widehat{AR} denotes the estimated component of algorithmic reliance, where positive values indicate a higher probability of admission when the more favorable score is shown. Rows labeled "Overall" correspond to $\widehat{AR}_{1>2}$ and $\widehat{AR}_{2>1}$ as reported in Table 3. Standard errors are from linear probability models with HC3 robust standard errors.

5,240 applicants (26.8%), the models assign identical scores. This agreement group provides no identifying variation for algorithmic reliance, because the favorability of the displayed score does not change with random assignment. Consistent with this, we observe no statistically detectable difference in admission outcomes across experimental arms (absolute difference = 0.34 pp, SE = 0.79 pp, $p = 0.67$).

Table 3 reports estimates of algorithmic reliance by disagreement direction. When Model 1 assigns the higher score ($S_1 > S_2$), showing the more favorable rather than the less favorable score increases admission probability by an estimated 0.29 percentage points (SE = 0.48 pp, $p = 0.55$). When Model 2 assigns the higher score ($S_1 < S_2$), showing the more favorable score increases admission probability by an estimated 0.56 percentage points (SE = 0.46 pp, $p = 0.23$). Pooling across disagreement directions yields an overall estimate of $\widehat{AR} = 0.42$ percentage points (SE = 0.33 pp, $p = 0.21$). None of these estimates are statistically distinguishable from zero at conventional significance levels.

5.4 Does algorithmic reliance vary with the magnitude of score disagreement?

Thus far, we have shown that algorithmic reliance is small and statistically indistinguishable from zero when aggregating across all disagreement cases. We next examine whether algorithmic reliance varies with the magnitude of disagreement between the two model scores. Specifically, we restrict attention to applicants in the disagreement set \mathcal{D} and stratify the sample by the absolute score gap, $|S_{i1} - S_{i2}|$. Within each stratum and disagreement direction, estimated effects correspond to conditional versions of algorithmic reliance that hold fixed both the direction and magnitude of model disagreement.

Table 4 reports the resulting estimates. Across most values of $|S_{i1} - S_{i2}|$, estimated effects are small and statistically indistinguishable from zero. Although a small number of strata exhibit statistically significant estimates at the 5% level, most notably $|S_{i1} - S_{i2}| = 3$ when Model 1 assigns the higher score, and $|S_{i1} - S_{i2}| = 4$ and 5 when Model 2 assigns the higher score, these effects do not follow a consistent or monotonic pattern as disagreement increases.

The sign of the estimated effects is unstable across adjacent disagreement magnitudes, even within the same disagreement direction. For example, in the $S_{i1} > S_{i2}$ case, the estimate at $|S_{i1} - S_{i2}| = 3$ is negative and statistically significant, while neighboring strata exhibit estimates of opposite sign. Similarly, in the $S_{i1} < S_{i2}$ case, statistically significant positive and negative estimates appear at adjacent disagreement levels.

Consistent with this lack of systematic structure, the overall disagreement-specific estimates reported at the bottom of each panel recover the small and imprecise effects reported in Table 3. Taken together, these results provide no evidence that algorithmic reliance systematically increases with the magnitude of score disagreement. If decision-makers were increasingly influenced by score favorability as disagreement grows, we would expect effects to become larger in magnitude and more consistently signed at higher values of $|S_{i1} - S_{i2}|$. Instead, estimated effects fluctuate in both direction and size, suggesting that the isolated statistically significant estimates are unlikely to reflect a coherent reliance mechanism.

6 Discussion

This study asks whether exposure to a more favorable algorithmic assessment biases human decisions through *algorithmic reliance*. In a randomized field experiment embedded in a selective U.S. college admissions process, we find little evidence of such reliance. Although algorithmic scores are strongly associated with admission outcomes and the two models frequently disagree at the individual level, particularly for applicants near the margin, these disagreements do not translate into systematic differences in admission decisions based on which score is shown. Across multiple specifications, estimated reliance effects are small in magnitude, often statistically insignificant, and inconsistent in direction, indicating neither over-reliance nor algorithmic aversion on average.

These findings directly address concerns about algorithmic arbitrariness: the possibility that equally reasonable models yield conflicting evaluations for the same individual, rendering high-stakes decisions sensitive to arbitrary modeling choices [2, 6, 21]. While predictive multiplicity is substantial in our setting, we find that it does not propagate into final outcomes through algorithmic reliance. In this human-mediated context, instability at the level of model outputs does not imply instability at the level of realized decisions.

The absence of systematic reliance likely reflects key features of the decision-making context. Admissions decisions are holistic, integrating rich qualitative materials—such as essays, letters, and contextual background—alongside quantitative indicators [29]. Algorithmic scores were explicitly framed as coarse, directional signals intended to support attention allocation rather than as prescriptive recommendations, which likely discouraged over-reliance. In addition, decisions were made by expert admissions officers operating under strong institutional norms and accountability structures. Together, these features plausibly reduce sensitivity to modest, model-contingent variation in algorithmic scores by enabling decision-makers to contextualize, cross-check, and discount signals that conflict with broader assessments [26].

From a policy perspective, our results suggest that the risks posed by predictive multiplicity depend critically on how algorithms are embedded within organizational decision processes. Much concern about arbitrariness implicitly assumes settings in which algorithmic outputs directly determine outcomes or are treated as authoritative judgments. Our evidence highlights the role of professional discretion as a buffering mechanism. At the same time, this buffering

role should not be assumed to generalize. In settings with less expertise, weaker accountability, or tighter coupling between algorithmic predictions and downstream decisions, algorithmic arbitrariness may have more pronounced downstream effects. In this admissions context, human judgment appears to attenuate, rather than amplify, algorithmic reliance on unstable model outputs.

More broadly, this study contributes to the literature on human–algorithm collaboration by emphasizing that the consequences of algorithmic uncertainty are properties of socio-technical systems, not models alone. Prior work shows that reliance on algorithmic advice varies with task structure, incentives, expertise, and institutional context [10, 13, 28]. The admissions process studied here is highly structured and staffed by expert reviewers, conditions that may facilitate calibrated algorithmic reliance rather than mechanical adoption. Identifying when such calibration holds, and when it breaks down, remains a central challenge for the design of responsible algorithm-supported decision-support systems.

Methodologically, our study offers a field-based approach to evaluating algorithmic reliance under predictive multiplicity. Whereas prior work has documented disagreement across models in static datasets or examined advice-taking in laboratory settings [7, 10, 16, 31], our randomized design isolates model-contingent variation within an operational decision process. By constructing two counterfactual algorithmic environments that differ only in which similarly accurate model is shown, we provide direct causal evidence on whether realistic modeling variation induces algorithmic reliance in consequential human decisions. This design can be extended to other domains, such as hiring, lending, or peer review, where predictive multiplicity is common and final decisions remain human-mediated.

Several limitations warrant consideration. First, the two models were trained on temporally adjacent cohorts rather than randomized splits of identical data, so some of the observed disagreement may reflect cohort-level distributional shifts rather than pure sampling variability [24]. While this reflects realistic deployment conditions, future work could more cleanly isolate responses to sampling noise—for example, by training multiple models on random subsets of the same underlying data. Second, our findings are specific to a setting with substantial procedural structure and expert reviewers; different dynamics may emerge in less structured environments, where algorithmic outputs are more tightly coupled to decisions or where decision-makers have less discretion or expertise.

Finally, interpreting estimates of algorithmic reliance requires care. Because our estimand captures the causal effect of being shown one algorithmic score rather than another, a null effect does not by itself imply robustness to algorithmic information. Little or no reliance ($AR \approx 0$) may arise either because decision-makers largely ignore algorithmic scores, as in settings where professional judgment dominates [3], or because expert decision-makers actively incorporate algorithmic information while discounting modest or unstable variation across models [26]. Positive reliance ($AR > 0$) occurs when more favorable scores increase the likelihood of favorable decisions and, in contexts characterized by predictive multiplicity, is consistent with over-reliance on model-contingent variation. Negative reliance ($AR < 0$) reflects counteracting responses to algorithmic recommendations, consistent with algorithmic aversion [10, 12]. Our results suggest that the admissions context we study falls into the first of these regimes: across specifications, we find little evidence of reliance in either direction. However, because our estimates capture an intent-to-treat effect of score presentation, the design cannot distinguish between indifference to algorithmic information and calibrated discretionary use that corrects for algorithmic uncertainty—an important direction for future work.

References

- [1] Christopher T Bennett. 2022. Untested admissions: Examining changes in application behaviors and student demographics under test-optional policies. *American Educational Research Journal* 59, 1 (2022), 180–216.
- [2] Emily Black, Manish Raghavan, and Solon Barocas. 2022. Model multiplicity: Opportunities, concerns, and solutions. In *Proceedings of the 2022 ACM conference on fairness, accountability, and transparency*. 850–863.

- [3] Sarah Brayne and Angèle Christin. 2021. Technologies of crime prediction: The reception of algorithms in policing and criminal courts. *Social problems* 68, 3 (2021), 608–624.
- [4] Leo Breiman. 2001. Statistical modeling: The two cultures (with comments and a rejoinder by the author). *Statistical science* 16, 3 (2001), 199–231.
- [5] Elizabeth Bruch and Fred Feinberg. 2017. Decision-making processes in social contexts. *Annual review of sociology* 43, 1 (2017), 207–227.
- [6] A Feder Cooper, Katherine Lee, Madiha Zahrah Choksi, Solon Barocas, Christopher De Sa, James Grimmelmann, Jon Kleinberg, Siddhartha Sen, and Baobao Zhang. 2024. Arbitrariness and social prediction: The confounding role of variance in fair classification. In *Proceedings of the AAAI Conference on Artificial Intelligence*, Vol. 38. 22004–22012.
- [7] Bo Cowgill. 2018. Bias and productivity in humans and algorithms: Theory and evidence from resume screening. *Columbia Business School, Columbia University* 29 (2018), 679–681.
- [8] Alexander D’Amour, Katherine Heller, Dan Moldovan, Ben Adlam, Babak Alipanahi, Alex Beutel, Christina Chen, Jonathan Deaton, Jacob Eisenstein, Matthew D Hoffman, et al. 2022. Underspecification presents challenges for credibility in modern machine learning. *Journal of Machine Learning Research* 23, 226 (2022), 1–61.
- [9] Maria De-Arteaga, Riccardo Fogliato, and Alexandra Chouldechova. 2020. A case for humans-in-the-loop: Decisions in the presence of erroneous algorithmic scores. In *Proceedings of the 2020 CHI conference on human factors in computing systems*. 1–12.
- [10] Berkeley J Dietvorst, Joseph P Simmons, and Cade Massey. 2015. Algorithm aversion: people erroneously avoid algorithms after seeing them err. *Journal of experimental psychology: General* 144, 1 (2015), 114.
- [11] Mary T Dzindolet, Scott A Peterson, Regina A Pomranky, Linda G Pierce, and Hall P Beck. 2003. The role of trust in automation reliance. *International journal of human-computer studies* 58, 6 (2003), 697–718.
- [12] Kate Goddard, Abdul Roudsari, and Jeremy C Wyatt. 2012. Automation bias: a systematic review of frequency, effect mediators, and mitigators. *Journal of the American Medical Informatics Association* 19, 1 (2012), 121–127.
- [13] Ben Green and Yiling Chen. 2021. Algorithmic risk assessments can alter human decision-making processes in high-stakes government contexts. *Proceedings of the ACM on Human-Computer Interaction* 5, CSCW2 (2021), 1–33.
- [14] Ziyang Guo, Yifan Wu, Jason D Hartline, and Jessica Hullman. 2024. A decision theoretic framework for measuring AI reliance. In *Proceedings of the 2024 ACM Conference on Fairness, Accountability, and Transparency*. 221–236.
- [15] Thorsten Joachims, Laura Granka, Bing Pan, Helene Hembrooke, and Geri Gay. 2005. Accurately interpreting clickthrough data as implicit feedback. In *Proceedings of the 28th Annual International ACM SIGIR Conference on Research and Development in Information Retrieval (Salvador, Brazil) (SIGIR ’05)*. Association for Computing Machinery, New York, NY, USA, 154–161. doi:10.1145/1076034.1076063
- [16] Jon Kleinberg, Himabindu Lakkaraju, Jure Leskovec, Jens Ludwig, and Sendhil Mullainathan. 2017. Human Decisions and Machine Predictions. *The Quarterly Journal of Economics* (Aug. 2017).
- [17] Hansol Lee, René F Kizilcec, and Thorsten Joachims. 2023. Evaluating a learned admission-prediction model as a replacement for standardized tests in college admissions. In *Proceedings of the tenth acm conference on learning@ scale*. 195–203.
- [18] Jinsook Lee, Emma Harvey, Joyce Zhou, Nikhil Garg, Thorsten Joachims, and René F Kizilcec. 2024. Algorithms for college admissions decision support: Impacts of policy change and inherent variability. *arXiv preprint arXiv:2407.11199* (2024).
- [19] John D Lee and Katrina A See. 2004. Trust in automation: Designing for appropriate reliance. *Human factors* 46, 1 (2004), 50–80.
- [20] Jennifer M Logg, Julia A Minson, and Don A Moore. 2019. Algorithm appreciation: People prefer algorithmic to human judgment. *Organizational Behavior and Human Decision Processes* 151 (2019), 90–103.
- [21] Charles Marx, Flavio Calmon, and Berk Ustun. 2020. Predictive multiplicity in classification. In *International conference on machine learning*. PMLR, 6765–6774.
- [22] Rochelle S Michel, Vinetha Belur, Bobby Naemi, and Harrison J Kell. 2019. Graduate admissions practices: A targeted review of the literature. *ETS Research Report Series* 2019, 1 (2019), 1–18.
- [23] Virginia Tech News. 2025. Virginia Tech updates undergraduate admissions process. *Virginia Tech News* (2025). <https://news.vt.edu/articles/2025/07/admissions-changes-2025.html>
- [24] Joaquin Quiñero-Candela, Masashi Sugiyama, Anton Schwaighofer, and Neil D Lawrence. 2022. *Dataset shift in machine learning*. Mit Press.
- [25] Matthew J Salganik, Ian Lundberg, Alexander T Kindel, Caitlin E Ahearn, Khaled Al-Ghoneim, Abdullah Almaatouq, Drew M Altschul, Jennie E Brand, Nicole Bohme Carnegie, Ryan James Compton, et al. 2020. Measuring the predictability of life outcomes with a scientific mass collaboration. *Proceedings of the National Academy of Sciences* 117, 15 (2020), 8398–8403.
- [26] Kara Schechtman, Benjamin Brandon, Jenise Stafford, Hannah Li, and Lydia T Liu. 2025. Discretion in the Loop: Human Expertise in Algorithm-Assisted College Advising. *arXiv preprint arXiv:2505.13325* (2025).
- [27] Jakob Schoeffer, Maria De-Arteaga, and Niklas Kuehl. 2024. Explanations, fairness, and appropriate reliance in human-AI decision-making. In *Proceedings of the 2024 CHI Conference on Human Factors in Computing Systems*. 1–18.
- [28] Daniela Sele and Marina Chugunova. 2024. Putting a human in the loop: Increasing uptake, but decreasing accuracy of automated decision-making. *Plos one* 19, 2 (2024), e0298037.
- [29] Mitchell L Stevens. 2009. *Creating a class*. Harvard University Press.
- [30] Megan T Stevenson and Jennifer L Doleac. 2024. Algorithmic risk assessment in the hands of humans. *American Economic Journal: Economic Policy* 16, 4 (2024), 382–414.

- [31] Kyra Wilson, Mattea Sim, Anna-Maria Gueorgieva, and Aylin Caliskan. 2025. No Thoughts Just AI: Biased LLM Hiring Recommendations Alter Human Decision Making and Limit Human Autonomy. In *Proceedings of the AAAI/ACM Conference on AI, Ethics, and Society*, Vol. 8. 2692–2704.
- [32] John Zerilli, Alistair Knott, James Maclaurin, and Colin Gavaghan. 2019. Algorithmic decision-making and the control problem. *Minds and Machines* 29, 4 (2019), 555–578.