

SurfelSoup: Learned Point Cloud Geometry Compression With a Probabilistic SurfelTree Representation

Tingyu Fan¹ Yueyu Hu¹ Ran Gong¹ Yao Wang¹

Abstract

This paper presents SurfelSoup, an end-to-end learned surface-based framework for point cloud geometry compression, with surface-structured primitives for representation. It proposes a probabilistic surface representation, pSurfel, which models local point occupancies using a bounded generalized Gaussian distribution. In addition, the pSurfels are organized into an octree-like hierarchy, pSurfelTree, with a Tree Decision module that adaptively terminates the tree subdivision for rate-distortion optimal Surfel granularity selection. This formulation avoids redundant point-wise compression in smooth regions and produces compact yet smooth surface reconstructions. Experimental results under the MPEG common test condition show consistent gain on geometry compression over voxel-based baselines and MPEG standard G-PCC-GesTM-TriSoup, while providing visually superior reconstructions with smooth and coherent surface structures.

1. Introduction

Point clouds, which represent the 3D structures using colored points, have emerged as a crucial 3D data representation in the field of immersive media, autonomous driving, and virtual/augmented reality (Huang et al., 2025; Jiang et al., 2025), where compression is necessary to reduce the storage and transmission costs. To this end, the Moving Picture Experts Group (MPEG) established two standards for point cloud compression (PCC): video-based PCC (V-PCC) (Schwarz et al., 2018) and geometry-based PCC (G-PCC) (Zhang et al., 2024). Beyond these standards, numerous learning-based methods have emerged (Quach et al., 2020; Wang et al., 2021b;a; 2023; 2024; Que et al., 2021; Fan et al., 2022; You et al., 2025). Despite these advancements, the fact that points are unevenly distributed in the 3D

¹ Department of Electrical and Computer Engineering, New York University Tandon School of Engineering, Brooklyn, NY, USA . Correspondence to: Tingyu Fan <tf2387@nyu.edu>.

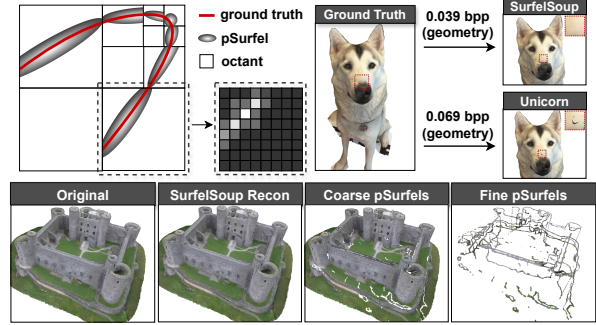


Figure 1. An illustration of SurfelSoup. Top Left: a toy 2D example for the pSurfelTree structure. Top Right: Example reconstruction comparison of a 3D Husky. Bottom: Example of pSurfelTree’s multi-granularity reconstruction.

space poses significant challenges to the design of efficient PCC schemes.

The main difficulty of point cloud compression lies in establishing an expressive and compression-friendly 3D representation. G-PCC-Octree uses the octree structure, which transfers the non-uniform points into a tree. To exploit the surface prior, G-PCC-TriSoup represents a point cloud as a set of triangles, significantly outperforming G-PCC-Octree on dense point clouds. Meanwhile, several learned point cloud compression methods (Wang et al., 2021b; 2022; 2024; Wang & Gao, 2025) have been proposed to leverage sparse convolution (Choy et al., 2019) on the voxelized point clouds. Although these learned approaches improve compression efficiency, they remain fundamentally tied to voxelized representations and octree-based structures, with redundant voxel divisions in smooth regions ignoring the underlying surface structure, leading to inherently less efficient compression. In addition, voxel-based methods often struggle to preserve continuous surfaces and tend to produce artifacts such as gaps at low bit rates.

To this end, we break from the voxel-based paradigm and introduce SurfelSoup. To the best of our knowledge, this is the first end-to-end surface-based framework for point cloud compression, with surface primitives for reconstruction. SurfelSoup models a point cloud as a composition of probabilistic surfaces, termed pSurfels, organized in an octree-like structure called pSurfelTree (Fig. 1). Each pSurfel describes voxel occupancy likelihoods within an octree

node using a differentiable bounded 3D generalized Gaussian distribution, enabling end-to-end optimization. A Tree Decision module adaptively decides whether to terminate a tree node with a pSurfel, or to further split it into children nodes, based on the desired rate-distortion trade-off. Experiments show that, compared with voxel baselines, SurfelSoup achieves greater coding efficiency and qualitatively superior reconstructions with smooth and coherent surface structures. Our main contributions include:

- **The first end-to-end learned surface-based point cloud geometry compression framework, SurfelSoup**, leveraging a probabilistic surface representation, termed **pSurfel**. This representation models the voxel occupancies by a bounded 3D generalized Gaussian function, which induces a differentiable likelihood over voxel occupancies for end-to-end optimization.
- **A pSurfelTree hierarchy for adaptive surfel granularity assignment**. pSurfelTree makes rate-distortion optimal assignment of pSurfels at different granularities. This is achieved through the proposed Tree Decision module, and a corresponding formulation of the expected total rate and distortion.
- **Validations according to the MPEG common test condition (CTC) for AI-PCC**. Our experimental results show that SurfelSoup outperforms the previous state-of-the-art voxel-based method Unicorn (Wang et al., 2024) and other voxel-based approaches, as well as MPEG G-PCC-TriSoup, under the Common Test Condition. Models trained using human datasets according to the MPEG CTC further show strong generalization to object and scene point clouds.

2. Related Work

2.1. Rule-based Point Cloud Compression

The Moving Picture Experts Group (MPEG) specifies video-based PCC (V-PCC) and geometry-based PCC (G-PCC). V-PCC projects 3D point clouds onto 2D. G-PCC encodes the geometry directly in 3D using regularized data structures. G-PCC-Octree represents the geometry as an occupancy octree, while G-PCC-TriSoup approximates points under each octree node with triangles at a chosen octree level. TriSoup has been shown to outperform G-PCC-Octree (Quach et al., 2020) for dense point clouds, as it encodes surfaces with far fewer parameters than the voxel occupancies.

2.2. Learning-based Point Cloud Compression

Early learning-based point cloud compression methods borrow the idea of end-to-end entropy models (Ballé et al., 2017; 2018; Minnen et al., 2018) and adopt 3D convolutions to process volumetric inputs (Quach et al., 2020; Wang et al.,

2021b; Nguyen et al., 2021). However, the excessive computational complexity of dense 3D convolutions requires pre-partitioning of the input (Quach et al., 2020; Wang et al., 2021b), resulting in long encoding/decoding times and degraded efficiency. To address this, PCGCv2 (Wang et al., 2021a) first introduces 3D sparse convolutions (Choy et al., 2019) into point cloud compression, greatly reducing computational cost. Building upon this, SparsePCGC (Wang et al., 2022) proposes a unified N -stage Sparse Octree Probability Aggregation (SOPA) module for both lossless and lossy compression, which auto-regressively models octant occupancy distribution in a fixed Morton order. View-PCGC (Zheng et al., 2024) further introduces view information into point cloud compression. More recently, UniPCGC (Wang & Gao, 2025) introduces a Variable Rate and Complexity Module that enables adaptive rate control, further improving over SparsePCGC. Unicorn (Wang et al., 2024) proposes a unified architecture for geometry and attribute compression, which incorporates a Neighborhood Point Attention (NPA) module for geometry compression. There are also works that focus on LiDAR point clouds (Huang et al., 2020; Biswas et al., 2020; Fu et al., 2022; You et al., 2025), exploiting sparsity and range-image structures. These designs are effective for LiDAR, but do not generalize well to non-LiDAR point clouds.

2.3. 3D Representations

Representing 3D surfaces for reconstruction, processing, and rendering has been a fundamental research problem. To this end, both implicit (Park et al., 2019; Fridovich-Keil et al., 2022; Mildenhall et al., 2021; Chibane et al., 2020) and explicit surface representations (Pfister et al., 2000; Dai et al., 2024; Gao et al., 2023; Aliev et al., 2020) have been developed. Notably, surfel (Pfister et al., 2000) proposes to represent a surface with isolated surface elements without storing the connectivity, hence achieving efficient rendering and processing flexibility. Later works introduce the surface splatting (Zwicker et al., 2001; Kobbelt & Botsch, 2004) techniques and non-square shapes (Botsch et al., 2005) to address the visibility issues in rendering. By designing the primitives with differentiability, surfels and more generally 3D Gaussians have been shown to facilitate 3D reconstruction from multi-view images and novel view rendering (Kerbl et al., 2023; Dai et al., 2024).

However, the above representations, including neural implicit surfaces and 3D Gaussian splatting, are primarily designed for 3D reconstruction and rendering, where the objective is to fit 3D structures to a given scene. In contrast, SurfelSoup is explicitly formulated for learned point cloud geometry compression under a rate-distortion objective. A systematic comparison with these representations is provided in Appendix A.4. Our work is inspired by (Pfister et al., 2000), but extends the surfel primitives to differen-

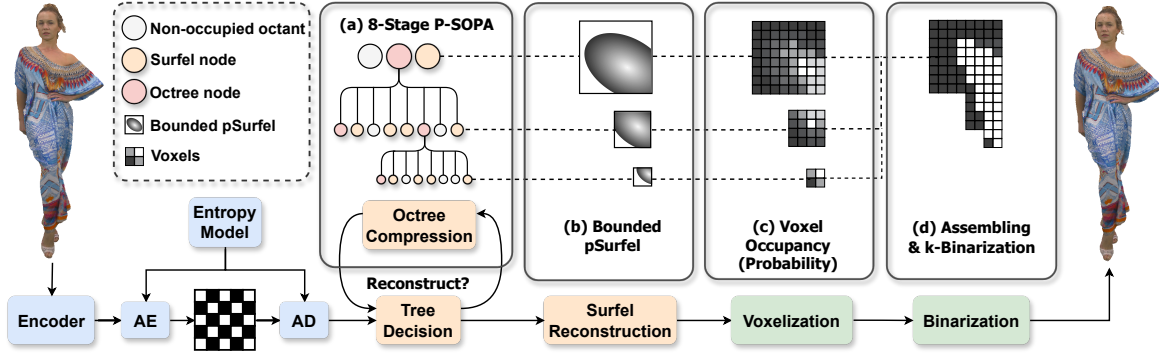


Figure 2. The overall architecture of SurfelSoup. Encoder and Entropy Model correspond to Sec. 3.2. Surfel Reconstruction, Voxelization and Binarization correspond to Sec. 3.3. Decision corresponds to Sec. 3.4. Octree Compression corresponds to Sec. 3.5.

tiable pSurfels for end-to-end point cloud compression.

Our work is most related to TeSO (Hu et al., 2025), where the 3D scene is described by cube-bounded surfels organized on an octree, with the geometry of each surfel parameterized by a normal vector, an octree bounding box, a center, and a radius. However, the TeSO is constructed based on a hand-crafted criterion then compressed without the joint optimization, thus leading to rate-distortion suboptimality.

3. Methodology

3.1. Overview

The architecture of SurfelSoup is illustrated in Figure 2. We provide a notation table in Appendix A.1. The input point cloud \mathbf{p} is represented as a sparse tensor $\mathbf{p} = [\mathbf{p}_C, \mathbf{p}_A]$, where \mathbf{p}_C denotes the 3D coordinates and \mathbf{p}_A the associated attributes. For geometry compression, $\mathbf{p}_A = 1$ to indicate occupancy. The encoder module (Sec. 3.2) maps \mathbf{p} into latent \mathbf{f}^L via sparse convolution, where the superscript “ L ” denotes L stages of octree-based downsampling. \mathbf{f}^L is quantized, arithmetically coded and decoded (AE/AD) to yield $\hat{\mathbf{f}}^L$. For each non-empty node \mathbf{u}_i^L with latent $\hat{\mathbf{f}}_i^L$, the Tree Decision module (Sec. 3.4) selects between:

1. reconstructing a pSurfel via the surfel reconstruction module (Sec. 3.3), or
2. compressing the occupancy information of the eight child octants of the current node using the octree compression module (Sec. 3.5).

The above process is then recursively applied on non-empty octants generated by Decision 2. The recursive process yields a tree-structured representation, termed the pSurfel-Tree, where a node is a leaf if and only if it reconstructs a pSurfel. At octree layer $l \in [0, L]$, we denote by \mathbf{s}^l the set of nodes following Decision 1 (surfel nodes), and \mathbf{o}^l the set of nodes following Decision 2 (octree nodes). Finally, each surfel node \mathbf{s}_i^l is converted into a local point set with

assigned occupancy likelihoods based on the decoded pSurfel parameters via the voxelization module, and all such sets are assembled and reconstructed into a point cloud through the binarization module.

3.2. Encoder & Entropy Coding

The encoder module maps the input point cloud \mathbf{p} into a latent \mathbf{f}^L . It consists of L downsampling stages following the design of (Wang et al., 2024), implemented via sparse convolutions. The latent representation is decomposed as $\mathbf{f}^L = [\mathbf{f}_C^L, \mathbf{f}_A^L]$, where the geometric coordinates \mathbf{f}_C^L are losslessly compressed using the G-PCC-Octree, while the attributes \mathbf{f}_A^L (containing the latent features) are quantized and entropy coded using the hyperprior entropy model (Ballé et al., 2018). The reconstructed attribute latent $\hat{\mathbf{f}}^L$ is then upsampled to each octree level l via sparse transposed convolutions (See Appendix A.3), yielding $\hat{\mathbf{f}}^l, l = 1, 2, \dots, L - 1$ for subsequent pSurfelTree construction.

3.3. pSurfel Representation

We model local geometry using a learnable surface primitive, termed pSurfel, which defines a continuous occupancy likelihood field within a spatial cell. Concretely, a pSurfel is parameterized as a bounded 3D generalized Gaussian:

$$P(\mathbf{x}) = \exp\left(-\frac{1}{2} r(\mathbf{x}, \Sigma)^{2\beta}\right), \quad (1)$$

$$r(\mathbf{x}, \Sigma) = \sqrt{(\mathbf{x} - \mu)^T \Sigma^{-1} (\mathbf{x} - \mu)}.$$

where $\mathbf{x} \in \mathbb{R}^3$ denotes any location in 3D space.

Following 3D Gaussian splatting (Kerbl et al., 2023), each pSurfel associated with node \mathbf{s}_i^l is parameterized by 11 learnable variables: mean $\mu_i^l \in \mathbb{R}^3$, standard deviation $\sigma_i^l \in \mathbb{R}^3$, quaternion $\mathbf{q}_i^l \in \mathbb{R}^4$, and shape coefficient $\beta_i^l \in \mathbb{R}$.

Note that the 3D GG function reduces to a 2D function describing a planar surfel when one of its rotated axes has a very small variance. This axis is the normal vector of the surfel, and the other two axes define two orthogonal

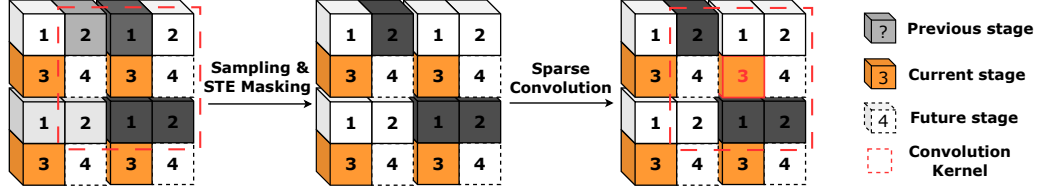


Figure 3. A 2D example to explain P-SOPA. The octants labeled 1 and 2 have been coded, with gray intensities indicating the existence probabilities (the darker the higher probability). Octants labeled 3 are being coded, and octants labeled 4 are yet to be coded and unseen. In the middle figure, some octants labeled 1 and 2 were randomly masked out (set as white). Real P-SOPA is done on 3D.

Algorithm 1 pSurfelTree Construction

Require: Latent feature $\hat{\mathbf{f}}_i^l$, octants \mathcal{O}_i^l

- 1: **function** CONSTRUCTTREE($\hat{\mathbf{f}}_i^l$)
- 2: $\tilde{p}_i^l, \tilde{q}_i^l \leftarrow \text{DECISIONMODULE}(\hat{\mathbf{f}}_i^l)$
- 3: $\mathcal{D}(\mathbf{s}_i^l) \leftarrow \text{SURFELRECON}(\hat{\mathbf{f}}_i^l)$
- 4: $\mathcal{B}(\mathbf{o}_i^l), \hat{\mathbf{f}}_{i,[0:7]}^l \leftarrow \text{P-SOPA}(\hat{\mathbf{f}}_i^l)$
- 5: **for** $j = 0$ **to** 7 **do**
- 6: **if** $\mathcal{O}_{i,j}^l = 1$ **and** (train **or** $\tilde{q}_i^l < \epsilon$) **then**
- 7: CONSTRUCTTREE($\hat{\mathbf{f}}_{i,j}^l$)
- 8: **end if**
- 9: **end for**
- 10: **end function**

axes on the surfel. The σ_i along each plane axis defines the spread of the surfel. The parameter β controls the sharpness of the drop off beyond the respective σ in each axis. The GG function reduces to the Gaussian function when $\beta = 2$, which has slower drop-off.

Bounding Box. We restrict the influence of each pSurfel to the bounding box defined by the octree, *i.e.* the coverage region of \mathbf{s}_i^l with side length 2^l , as shown in Fig. 2 (b). Such bounded pSurfels at different granularities can represent complex surface geometries.

Voxelization and Distortion. Eq. 1 defines a continuous occupancy probability field over 3D space. For each voxel $\mathbf{v}_{i,k}^l$ within the bounding box, we evaluate its occupancy probability $P(\mathbf{v}_{i,k}^l)$. The distortion incurred by classifying \mathbf{u}_i^l as a surfel node \mathbf{s}_i^l is defined as the negative log-likelihood of the ground truth occupancies:

$$\mathcal{D}(\mathbf{u}_i^l) = - \sum_{\mathbf{v}_{i,k}^l \in \mathcal{V}_i^l} \left[Q(\mathbf{v}_{i,k}^l) \log P(\mathbf{v}_{i,k}^l) + (1 - Q(\mathbf{v}_{i,k}^l)) \log (1 - P(\mathbf{v}_{i,k}^l)) \right], \quad (2)$$

where $Q(\mathbf{v}_{i,k}^l)$ denotes the ground truth occupancy of $\mathbf{v}_{i,k}^l$, \mathcal{V}_i^l denotes the set of voxels within the bounding box.

Binarization. At the inference time, the binarization module converts the occupancy probability into binary occupancy codes for point cloud reconstruction. Specifically,

Algorithm 2 P-SOPA

Require: Latent feature $\hat{\mathbf{f}}_i^l$, octants \mathcal{O}_i^l

- 1: **function** P-SOPA($\hat{\mathbf{f}}_i^l$)
- 2: **for** $j = 0$ **to** 7 **do**
- 3: $\mathcal{P}_{[j-1]}^l \leftarrow \{\tilde{p}_{i',j'}^l \mid \forall i', j' \in [0:j-1]\}$
- 4: $m_{[j-1]}^l \sim \text{Bernoulli}(\mathcal{P}_{[j-1]}^l)$
- 5: $\bar{m}_{[j-1]}^l \leftarrow \text{STE}(m_{[j-1]}^l)$
- 6: $[\theta, \hat{\mathbf{f}}]_{i,j}^l \leftarrow \text{SOPA}(\hat{\mathbf{f}}_i^l, \mathcal{O}_{[j-1]}^l, \bar{m}_{[j-1]}^l)$
- 7: **end for**
- 8: $\mathcal{B}(\mathbf{o}_i^l) \leftarrow \text{ARITHMCODER}(\theta_i^l, \mathcal{O}_i^l)$
- 9: **return** $\mathcal{B}(\mathbf{o}_i^l), \hat{\mathbf{f}}_{i,[0:7]}^l$
- 10: **end function**

all \mathcal{V}_i^l are assembled into a global set \mathcal{V} , among which the top ρN voxels with the highest occupancy probabilities are selected as the reconstructed point cloud, where N denotes the number of points in the original point cloud, and ρ is a user-defined scaling factor (set to 1 in our experiment).

3.4. pSurfelTree Decision

To adaptively assign pSurfels at different tree levels, the Tree Decision module governs whether a tree node \mathbf{u}_i^l is further subdivided or terminates as a pSurfel. To enable the joint training of the Tree Decision with other modules, we replace the binary decisions with differentiable probabilistic assignments during training. However, directly computing the **marginal probability** that a node \mathbf{u}_i^l is an octree node (denoted as \tilde{p}_i^l) or a surfel node (\tilde{q}_i^l) is intractable, since a node exists only if its parent is an octree node requiring further splitting. Therefore, the decision module generates a **conditional probability** p_i^l that the node \mathbf{u}_i^l is an octree node from its latent $\hat{\mathbf{f}}_i^l$, conditioned on either 1) its parent is also an octree node with probability $\tilde{p}_{\pi(i,l)}^{l+1}$; or 2) it is a top-level node ($l = L$). The probabilities \tilde{p}_i^l and \tilde{q}_i^l are therefore recursively computed as:

$$\begin{aligned} \tilde{p}_i^l &= p_i^l \tilde{p}_{\pi(i,l)}^{l+1}, & \tilde{p}_i^L &= p_i^L, \\ \tilde{q}_i^l &= (1 - p_i^l) \tilde{p}_{\pi(i,l)}^{l+1}, & \tilde{q}_i^L &= 1 - p_i^L. \end{aligned} \quad (3)$$

where $\pi(i, l)$ denotes the index of the parent of \mathbf{u}_i^l .

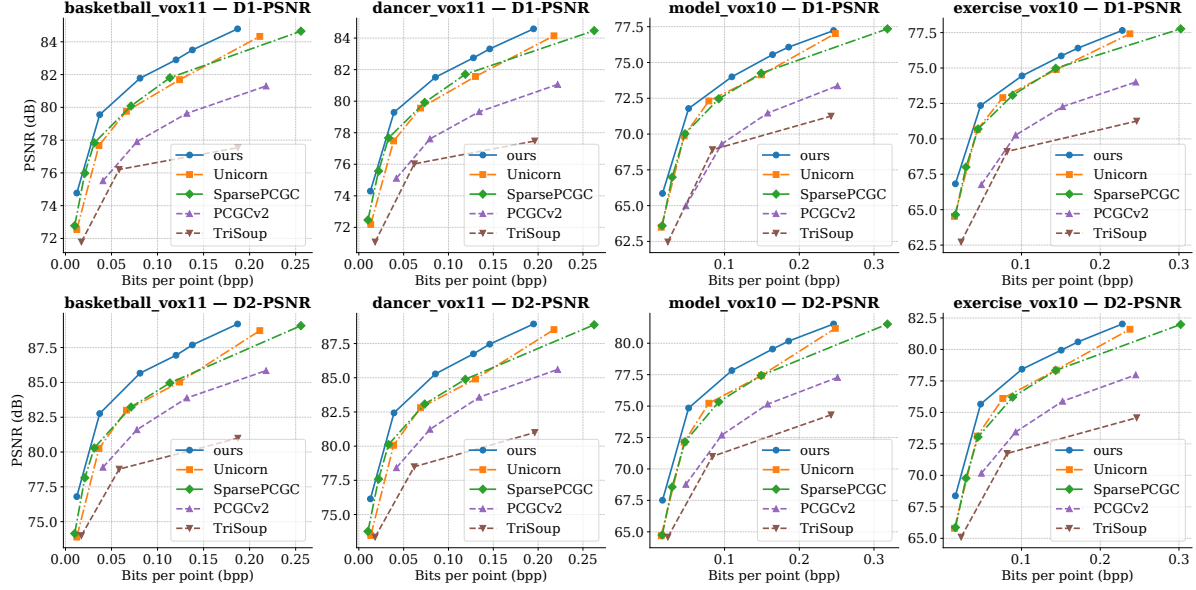


Figure 4. The comparison between SurfelSoup (ours) and baselines on OwlII.

To make the decisions differentiable while binary during evaluation, we adopt the Gumbel–Sigmoid reparameterization (Jang et al., 2017), providing a continuous sampling relaxation.

During inference, nodes with $\hat{q}_i^l \geq 1 - \epsilon$ are classified as surfel nodes s_i^l and the recursion terminates. During training, however, no hard termination is applied; each node is represented in a probabilistic manner, allowing all branches to remain active and differentiable. The overall tree construction procedure is summarized in Alg. 1.

3.5. Octree Node Occupancy Compression: P-SOPA

We model an octree node’s octant occupancies using a local autoregressive probability model: 8-stage SOPA (Wang et al., 2021a). Define the octants of an octree node \mathbf{o}_i^l as $\mathcal{O}_i^l = \{\mathcal{O}_{i,j}^l \mid j \in \{0, 1, \dots, 7\}\}$, where $\mathcal{O}_{i,j}^l \in \{0, 1\}$ denotes the j -th octant in Morton order. For each octree layer l , octants with the same index j , i.e. $\mathcal{O}_{[j]}^l = \{\mathcal{O}_{i,j}^l \mid \forall i\}$, are grouped together and coded in parallel. Specifically, SOPA estimates the conditional probability $\theta_{[j]}^l$ of $\mathcal{O}_{[j]}^l$ given the already decoded octants $\mathcal{O}_{[j-1]}^l$ and latent $\hat{\mathbf{f}}^l$:

$$\theta_{[j]}^l = \Psi_j^l(\hat{\mathbf{f}}_{[j]}^l, \hat{\mathbf{f}}^l; \psi_j^l), \quad \hat{\mathbf{f}}_{[j]}^l = \Phi_j^l(\mathcal{O}_{[j-1]}^l, \hat{\mathbf{f}}^l; \phi_j^l), \quad (4)$$

where $\Psi_j^l / \Phi_j^l(\cdot)$ are sparse convolution networks for probability estimation/latent reconstruction, parameterized by ψ_j^l / ϕ_j^l . $\hat{\mathbf{f}}_{[j]}^l = \{\hat{\mathbf{f}}_{i,j}^l \mid \forall i\}$ is the union of group j ’s reconstructed latents, which integrates the information of $\hat{\mathbf{f}}^l$ and already decoded context $\mathcal{O}_{[j]}^l$.

When \mathbf{u}_i^l is classified as an octree node \mathbf{o}_i^l , the bits required for compressing the octant occupancy information is the negative log-likelihood of octant occupancies:

$$\mathcal{B}(\mathbf{u}_i^l) = - \sum_{j=0}^7 [\mathcal{O}_{i,j}^l \log_2 \theta_{i,j}^l + (1 - \mathcal{O}_{i,j}^l) \log_2 (1 - \theta_{i,j}^l)]. \quad (5)$$

As shown in Alg. 1, during training each node $\mathbf{u}_{i,j}^l$ is always divided with probabilities rather than prematurely terminated as a surfel node. This creates a mismatch between the training and inferencing of the autoregressive SOPA model: naive convolutions may access contextual octants whose parent nodes would not exist at evaluation time, violating the intended conditional structure (See Appendix A.2 and Fig. 10 for an example). We therefore propose **P-SOPA**, a probabilistic extension of SOPA that explicitly accounts for node existence. As illustrated in Fig. 3, when coding Group j , we sample a Bernoulli mask $m_{[j-1]}^l$ from context $\mathcal{O}_{[j-1]}^l$ ’s existence probabilities: $\mathcal{P}_{[j-1]}^l = \{\mathcal{P}_{i,j'}^l = \tilde{p}_i^l \mid \forall i; j' \in [j-1]\}$, where \tilde{p}_i^l is defined in Eq. 3 indicating the probability of a node terminate. In addition, to preserve gradient flow, we apply a straight-through estimator (STE) (Bengio et al., 2013):

$$\bar{m}_{[j-1]}^l = \text{sg}(m_{[j-1]}^l - \mathcal{P}_{[j-1]}^l) + \mathcal{P}_{[j-1]}^l, \quad (6)$$

where $\text{sg}(\cdot)$ denotes the stop-gradient operator. The STE mask $\bar{m}_{[j-1]}^l$ is then applied to SOPA’s context extraction network on $\mathcal{O}_{[j-1]}^l$. More information of P-SOPA and its implementation is shown in Appendix A.2 and A.3. The whole algorithm of P-SOPA is shown in Alg. 2.

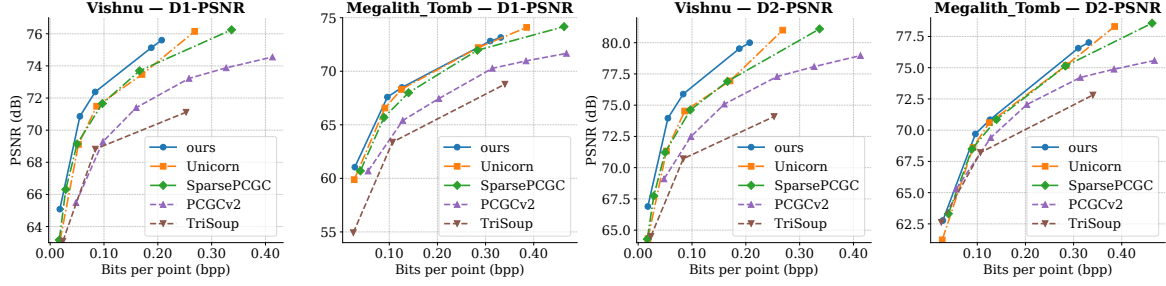


Figure 5. The comparison between SurfelSoup (ours) and baselines on RWTT dataset.

Table 1. BD-rate (%) comparison of our method against different baselines. Negative values indicate bitrate savings over the baseline.

Baseline	Basketball		Dancer		Model		Exercise		Megalith Tomb		Vishnu	
	D1	D2	D1	D2	D1	D2	D1	D2	D1	D2	D1	D2
Unicorn	-35.81	-38.73	-34.08	-36.15	-24.50	-28.81	-24.17	-28.97	-13.13	-13.60	-28.27	-32.85
SparsePCGC	-28.87	-34.23	-26.41	-31.00	-28.18	-33.53	-28.32	-34.12	-24.03	-14.88	-26.09	-33.44
PCGCv2	-69.37	-61.99	-68.42	-60.51	-69.41	-63.52	-68.71	-65.43	-51.28	-28.55	-60.24	-55.98
TriSoup	-74.98	-73.98	-73.62	-72.82	-68.44	-69.55	-74.14	-71.50	-62.95	-29.10	-57.28	-63.57

3.6. Loss Function Formulated as Expectations

We formulate learning as a rate–distortion optimization:

$$\mathcal{L} = \lambda \cdot \mathcal{D} + \mathcal{R}_f + \mathcal{R}_o, \quad (7)$$

where \mathcal{R}_f denotes the bit rate of compressing latent \mathbf{f}^L using the hyperprior entropy model (Ballé et al., 2018). Due to the probabilistic Tree Decision, both the distortion $\mathcal{D}(\mathbf{u}_i^l)$ and the octree bit rate $\mathcal{R}_o(\mathbf{u}_i^l)$, $\forall \mathbf{u}_i^l$, are random variables. We therefore optimize their expectations:

$$\mathcal{D} = \frac{1}{N} \sum_{l,i} \tilde{q}_i^l \mathcal{D}(\mathbf{u}_i^l), \quad \mathcal{R}_o = \frac{1}{N} \sum_{l,i} \tilde{p}_i^l \mathcal{B}(\mathbf{u}_i^l), \quad (8)$$

where $\mathcal{D}(\mathbf{u}_i^l)$ is the distortion in Eq. 2 when \mathbf{u}_i^l is classified as a surfel node, $\mathcal{B}(\mathbf{u}_i^l)$ is the octree coding cost in Eq. 5 when \mathbf{u}_i^l is classified as an octree node. The marginal probabilities \tilde{p}_i^l and \tilde{q}_i^l are determined according to Eq. 3.

4. Experiments

4.1. Datasets

We train our model on the training dataset that the MPEG Common Test Condition (CTC) specifies: 8i Voxelized Full Bodies (8iVFB) (d’Eon et al., 2017). We use the five sequences in 8iVFB for training, including *longdress*, *redand-black*, *soldier*, *loot* and *queen*. We evaluate on the CTC-specified testing dataset: OwlII (Keming et al., 2018). We use the four sequences in OwlII for evaluation. We put the MPEG CTC’s 12-bit sequence *ThaiDancer* in Appendix B.5. To evaluate the generalization ability of our model, we also evaluate on the object and scene dataset: Real World Texture Things (RWTT) (Maggiordomo et al., 2020); and the scene dataset: ScanNet (Dai et al., 2017) (See Appendix B.2).

4.2. Experiment Setup

Baselines. We compare with: Unicorn (Wang et al., 2024), SparsePCGC (Wang et al., 2022) and PCGCv2 (Wang et al., 2021a) retrained on the same 8iVFB dataset as our method, which show better performance under MPEG CTC test condition compared with the original version trained on ShapeNet (Chang et al., 2015). We retrain the baselines with the same training time as our method. We also compare with MPEG G-PCC-TriSoup (Zhang et al., 2024), which outperforms G-PCC-Octree. We did not compare with UniPCGC (Wang & Gao, 2025) because its Variable Rate and Complexity Module (VRCM) is for fine-grained rate control rather than improving geometry modeling.

4.3. Experimental Results

OwlII. The rate–distortion (RD) curves on OwlII are shown in Fig. 4. The BD-rate results are summarized in Tab. 1. Due to the pSurfel representation that compactly models smooth point cloud surfaces, our method achieves an average BD-rate of -29.64% (D1) and -33.17% (D2) over Unicorn, the current state-of-the-art method for dense point cloud geometry compression (Xu et al., 2025). SurfelSoup also achieves consistent gain compared with other baselines. Notably, the improvements are more significant on the two 11-bit (vox11) sequences, which exhibit more smooth surfaces that are easily fitted by pSurfels.

RWTT. To further validate the generalization ability of our model, we evaluate **without finetuning** on the RWTT dataset, specifically the two sequences *Megalith Tomb* and *Vishnu*, which are also included in MPEG’s test set. The RD-curves are shown in Fig. 5. Note that *Vishnu* is an




Figure 6. Visual comparison of decoded point clouds. The colors are interpolated from the original point cloud.

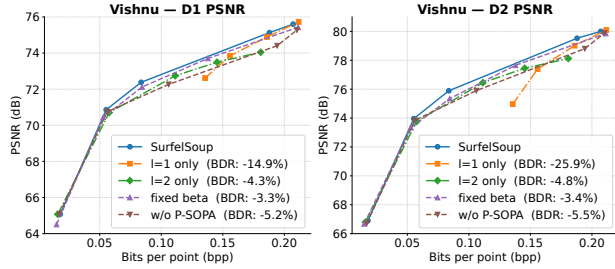


Figure 7. Ablation studies done on RWTT-Vishnu. “ $l = 1$ only” and “ $l = 2$ only”: removing the pSurfelTree decision and constructs pSurfels on only one layer. “fixed beta”: fixing the shape coefficient $\beta = 2$. “w/o P-SOPA”: replacing P-SOPA with SOPA.

object point cloud and *Megalith Tomb* is a scene point cloud. Our method shows great generalization ability on both non-human objects and sparse scenes. The test result on ScanNet (Appendix B.2) further validates our model’s performance on scene point clouds.

Visual Comparison. We compare the rendered views of compressed point clouds in Fig. 6. We color the geometry-only reconstruction by interpolation, because human eyes are more sensitive to geometry distortion with color. Pure geometry visualization is shown in Appendix B.4. Voxel-based baselines suffer from the discontinuity of voxel representations. This manifests especially under low bitrates due to **error propagation**: when coarse octree layers are lossy coded, dropping a single occupied octant removes all the corresponding fine-level voxels, leading to large gaps. This issue is especially pronounced on flat surfaces, where the resulting holes and cracks become highly visible. In

contrast, SurfelSoup models the whole node as a continuous surface element, which exhibits no error propagation and preserves smooth and coherent geometry even under low bit rate.

4.4. Ablation Studies

Decision Module. We test SurfelSoup without the decision module. As shown in Fig. 7, forcing the pSurfel Nodes to terminate at $l = 1$ only (2^3 cubes) or at $l = 2$ only (4^3 cubes) leads to inferior performance at low or high bitrates.

P-SOPA. We test SurfelSoup trained without probabilistic masking in P-SOPA. As shown in Fig. 7, the model has a huge performance drop in middle rate points, where the surfel nodes spread in different octree layers. Under that case, conducting SOPA on a node during training will face serious information leakage (See example in Appendix A.2 and Fig. 10). Therefore, the information leakage during training is not negligible, leading to a mismatch between training and evaluation.

Shape coefficient β . We retrain by fixing $\beta = 2$. We can witness a consistent performance drop when replacing the generalized Gaussian function by the Gaussian function.

4.5. pSurfel Parameter Distribution

Variance: At octree layer $l = 2$, there are typically two axes with large variances (σ_0 and σ_1) and one with smaller variance (σ_2). For quantification, we define the planarity ratio $r = \min(\sigma_0, \sigma_1)/\sigma_2$, where σ_2 corresponds to the




Figure 8. Visualization of different layers of decoded point clouds. It is noted that coarse layers capture flat surfaces (base, ground), while fine layers capture detailed non-surface structures (Buddha statue, trees).

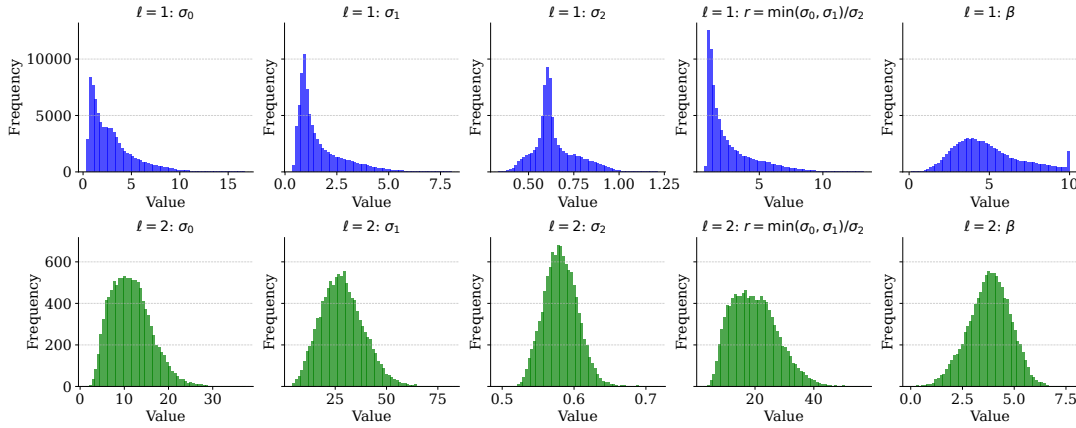


Figure 9. Distribution of pSurfel Parameters. σ_i : the i -th dimension of variance, l : layer index. β : shape coefficient.

smallest variance (surfel thickness along normal). A high r indicates that the pSurfel is effectively constrained to a thin surface. At $l = 2$, the ratio r is consistently large, confirming that $l = 2$ pSurfels behave as planar structures bounded by the octree box. In contrast, at $l = 1$, the variances across the three dimensions are more balanced, leading to smaller values of r . This suggests that the pSurfels at $l = 1$ tend to approximate Gaussian-like blobs rather than thin planes, enabling the capture of non-planar local structures.

Shape coefficient β : β exhibits a wider distribution at $l = 1$. At this resolution, β plays a stronger role in controlling the drop-off sharpness of occupancy distribution, leading to greater variability. In contrast, at $l = 2$, the pSurfels are coarser and often extend beyond the bounding box, making the influence of β less significant.

4.6. Visualization of Different Layers

Fig. 8 visualizes the point cloud reconstructed from pSurfels at different layers of pSurfelTree. We pick a middle rate point where around half of the surfel nodes terminates at $l = 2$ and the remaining at $l = 1$. We can observe that

pSurfels at coarser layers capture the smooth surfaces (*e.g.* the ground). pSurfels at finer layers usually represent high-frequency details with uneven surface normals (*e.g.* trees). This indicates that the decision module learns to distinguish between different geometry complexities and adaptively selects the surfel granularity for rate-distortion trade-off.

5. Conclusion

This paper proposes the first end-to-end surface-based point cloud geometry compression framework. It proposes a novel probabilistic surface representation termed pSurfel, which provides a differentiable likelihood over voxel occupancies. We further introduce a pSurfelTree structure assigning pSurfels to different tree levels to reach optimal trade-off between rate and distortion. The whole network is end-to-end trained under the expected joint rate and distortion loss. Experiments show significant improvement over voxel-based baselines. Our future work will extend this work for color compression. In addition, we plan to explore SurfSoup’s extension to LiDAR point clouds without explicit surface structures (See Appendix B.8).

References

- Aliev, K.-A., Sevastopolsky, A., Kolos, M., Ulyanov, D., and Lempitsky, V. Neural point-based graphics. In *ECCV*, pp. 696–712. Springer, 2020.
- Ballé, J., Laparra, V., and Simoncelli, E. P. End-to-end optimized image compression. In *5th International Conference on Learning Representations, ICLR 2017*, 2017.
- Ballé, J., Minnen, D., Singh, S., Hwang, S. J., and Johnston, N. Variational image compression with a scale hyperprior. In *International Conference on Learning Representations*, 2018.
- Bengio, Y., Léonard, N., and Courville, A. Estimating or propagating gradients through stochastic neurons for conditional computation. *arXiv preprint arXiv:1308.3432*, 2013.
- Biswas, S., Liu, J., Wong, K., Wang, S., and Urtasun, R. Muscle: Multi sweep compression of lidar using deep entropy models. *Advances in Neural Information Processing Systems*, 33:22170–22181, 2020.
- Botsch, M., Hornung, A., Zwicker, M., and Kobbelt, L. High-quality surface splatting on today’s gpus. In *Proceedings Eurographics/IEEE VGTC Symposium Point-Based Graphics, 2005.*, pp. 17–141. IEEE, 2005.
- Chang, A. X., Funkhouser, T., Guibas, L., Hanrahan, P., Huang, Q., Li, Z., Savarese, S., Savva, M., Song, S., Su, H., Xiao, J., Yi, L., and Yu, F. Shapenet: An information-rich 3d model repository. *arXiv preprint arXiv:1512.03012*, 2015.
- Chao, B., Tseng, H.-Y., Porzi, L., Gao, C., Li, T., Li, Q., Saraf, A., Huang, J.-B., Kopf, J., Wetzstein, G., et al. Textured gaussians for enhanced 3d scene appearance modeling. In *Proceedings of the Computer Vision and Pattern Recognition Conference*, pp. 8964–8974, 2025.
- Chen, Y., Lyu, Z., He, B., Cao, N., Chen, G., Lu, G., and Zhang, W. Knowledge distillation for learned image compression. In *Proceedings of the IEEE/CVF International Conference on Computer Vision*, pp. 4996–5006, 2025.
- Chibane, J., Pons-Moll, G., et al. Neural unsigned distance fields for implicit function learning. *Advances in Neural Information Processing Systems*, 33:21638–21652, 2020.
- Choy, C., Gwak, J., and Savarese, S. 4d spatio-temporal convnets: Minkowski convolutional neural networks. In *CVPR*, pp. 3075–3084, 2019.
- Dai, A., Chang, A. X., Savva, M., Halber, M., Funkhouser, T., and Nießner, M. Scannet: Richly-annotated 3d reconstructions of indoor scenes. In *Proceedings of the IEEE conference on computer vision and pattern recognition*, pp. 5828–5839, 2017.
- Dai, P., Xu, J., Xie, W., Liu, X., Wang, H., and Xu, W. High-quality surface reconstruction using gaussian surfels. In *ACM SIGGRAPH 2024 conference papers*, pp. 1–11, 2024.
- d’Eon, E., Harrison, B., Myers, T., and Chou, P. A. 8i voxelized full bodies-a voxelized point cloud dataset. *ISO/IEC JTC1/SC29 Joint WG11/WG1 (MPEG/JPEG) input document WG11M40059/WG1M74006*, 7:8, 2017.
- Fan, T., Gao, L., Xu, Y., Li, Z., and Wang, D. D-dpcc: Deep dynamic point cloud compression via 3d motion prediction. In Raedt, L. D. (ed.), *Proceedings of the Thirty-First International Joint Conference on Artificial Intelligence, IJCAI-22*, pp. 898–904. International Joint Conferences on Artificial Intelligence Organization, 7 2022. doi: 10.24963/ijcai.2022/126. URL <https://doi.org/10.24963/ijcai.2022/126>. Main Track.
- Fridovich-Keil, S., Yu, A., Tancik, M., Chen, Q., Recht, B., and Kanazawa, A. Plenoxels: Radiance fields without neural networks. In *Proceedings of the IEEE/CVF conference on computer vision and pattern recognition*, pp. 5501–5510, 2022.
- Fu, C., Li, G., Song, R., Gao, W., and Liu, S. Octattention: Octree-based large-scale contexts model for point cloud compression. In *Proceedings of the AAAI conference on artificial intelligence*, volume 36, pp. 625–633, 2022.
- Gao, Y., Cao, Y.-P., and Shan, Y. Surfelnerf: Neural surfel radiance fields for online photorealistic reconstruction of indoor scenes. In *Proceedings of the IEEE/CVF Conference on Computer Vision and Pattern Recognition*, pp. 108–118, 2023.
- Han, S., Mao, H., and Dally, W. J. Deep compression: Compressing deep neural network with pruning, trained quantization and huffman coding. In *ICLR*, 2016.
- Hu, Y., Gong, R., Fan, T., and Wang, Y. Teso: Representing and compressing 3d point cloud scenes with textured surfel octree. *arXiv preprint arXiv:2508.07083*, 2025.
- Huang, L., Wang, S., Wong, K., Liu, J., and Urtasun, R. Otsqueeze: Octree-structured entropy model for lidar compression. In *Proceedings of the IEEE/CVF conference on computer vision and pattern recognition*, pp. 1313–1323, 2020.
- Huang, T., Yan, Z., Zhao, Y., and Lee, G. H. CompC: Completing a 3d point cloud with 2d diffusion priors. In Yue, Y., Garg, A., Peng, N., Sha, F., and Yu, R. (eds.), *International Conference on Representation Learning*, volume 2025, pp. 51765–51784, 2025.

- Jang, E., Gu, S., and Poole, B. Categorical reparameterization with gumbel-softmax. In *International Conference on Learning Representations (ICLR)*, 2017.
- Jiang, J., Gu, C., Chen, Y., and Zhang, L. Gs-lidar: Generating realistic lidar point clouds with panoramic gaussian splatting. In Yue, Y., Garg, A., Peng, N., Sha, F., and Yu, R. (eds.), *International Conference on Representation Learning*, volume 2025, pp. 56631–56645, 2025.
- Keming, C., Yi, X., Yao, L., and Ziyu, W. OwlII dynamic human mesh sequence dataset. *Document ISO/IEC JTC1/SC29/WG11 m42816*, San Diego, 2018.
- Kerbl, B., Kopanas, G., Leimkühler, T., and Drettakis, G. 3d gaussian splatting for real-time radiance field rendering. *ACM Trans. Graph.*, 42(4):139–1, 2023.
- Kobbelt, L. and Botsch, M. A survey of point-based techniques in computer graphics. *Computers & Graphics*, 28(6):801–814, 2004.
- Luo, A., Song, L., Nonaka, K., Unno, K., Sun, H., Goto, M., and Katto, J. Scp: Spherical-coordinate-based learned point cloud compression. In *Proceedings of the AAAI Conference on Artificial Intelligence*, volume 38, pp. 3954–3962, 2024.
- Maggiordomo, A., Ponchio, F., Cignoni, P., and Tarini, M. Real-world textured things: A repository of textured models generated with modern photo-reconstruction tools. *Computer Aided Geometric Design*, 83:101943, 2020.
- Mildenhall, B., Srinivasan, P. P., Tancik, M., Barron, J. T., Ramamoorthi, R., and Ng, R. Nerf: Representing scenes as neural radiance fields for view synthesis. *Communications of the ACM*, 65(1):99–106, 2021.
- Minnen, D., Ballé, J., and Toderici, G. D. Joint autoregressive and hierarchical priors for learned image compression. *Advances in neural information processing systems*, 31, 2018.
- Nguyen, D. T., Quach, M., Valenzise, G., and Duhamel, P. Learning-based lossless compression of 3d point cloud geometry. In *ICASSP 2021-2021 IEEE International Conference on Acoustics, Speech and Signal Processing (ICASSP)*, pp. 4220–4224. IEEE, 2021.
- Park, J. J., Florence, P., Straub, J., Newcombe, R., and Lovegrove, S. DeepSDF: Learning continuous signed distance functions for shape representation. In *Proceedings of the IEEE/CVF conference on computer vision and pattern recognition*, pp. 165–174, 2019.
- Pfister, H., Zwicker, M., Van Baar, J., and Gross, M. Surfels: Surface elements as rendering primitives. In *Proceedings of the 27th annual conference on Computer graphics and interactive techniques*, pp. 335–342, 2000.
- Quach, M., Valenzise, G., and Dufaux, F. Improved deep point cloud geometry compression. In *2020 IEEE 22nd International Workshop on Multimedia Signal Processing (MMSP)*, pp. 1–6. IEEE, 2020.
- Que, Z., Lu, G., and Xu, D. Voxelcontext-net: An oc-tree based framework for point cloud compression. In *Proceedings of the IEEE/CVF Conference on Computer Vision and Pattern Recognition*, pp. 6042–6051, 2021.
- Schwarz, S., Preda, M., Baroncini, V., Budagavi, M., Cesar, P., Chou, P. A., Cohen, R. A., Krivokuća, M., Lasserre, S., Li, Z., et al. Emerging mpeg standards for point cloud compression. *IEEE Journal on Emerging and Selected Topics in Circuits and Systems*, 9(1):133–148, 2018.
- Wang, J., Ding, D., Li, Z., and Ma, Z. Multiscale point cloud geometry compression. In *2021 Data Compression Conference (DCC)*, pp. 73–82. IEEE, 2021a.
- Wang, J., Zhu, H., Liu, H., and Ma, Z. Lossy point cloud geometry compression via end-to-end learning. *IEEE Transactions on Circuits and Systems for Video Technology*, 31(12):4909–4923, 2021b.
- Wang, J., Ding, D., Li, Z., Feng, X., Cao, C., and Ma, Z. Sparse tensor-based multiscale representation for point cloud geometry compression. 45(7):9055–9071, 2022.
- Wang, J., Ding, D., Chen, H., and Ma, Z. Dynamic point cloud geometry compression using multiscale inter conditional coding. *arXiv preprint arXiv:2301.12165*, 2023.
- Wang, J., Xue, R., Li, J., Ding, D., Lin, Y., and Ma, Z. A versatile point cloud compressor using universal multiscale conditional coding—part i: Geometry. *IEEE transactions on pattern analysis and machine intelligence*, 2024.
- Wang, K. and Gao, W. Unipcgc: Towards practical point cloud geometry compression via an efficient unified approach. In *Proceedings of the AAAI Conference on Artificial Intelligence*, volume 39, pp. 12721–12729, 2025.
- Xu, Y., Zhang, Y., Xia, S., Yang, K., Huang, H., Shan, Z., Huang, W., Yang, Q., and Yang, L. Point cloud compression and objective quality assessment: A survey. *arXiv preprint arXiv:2506.22902*, 2025.
- You, K., Chen, T., Ding, D., Asif, M. S., and Ma, Z. Reno: Real-time neural compression for 3d lidar point clouds. In *Proceedings of the Computer Vision and Pattern Recognition Conference*, pp. 22172–22181, 2025.
- Zhang, W., Yang, F., Xu, Y., and Preda, M. Standardization status of mpeg geometry-based point cloud compression (g-pcc) edition 2. In *2024 Picture Coding Symposium (PCS)*, pp. 1–5, 2024. doi: 10.1109/PCS60826.2024.10566443.

Zheng, H., Gao, W., Yu, Z., Zhao, T., and Li, G. Viewpcgc: view-guided learned point cloud geometry compression. In *Proceedings of the 32nd ACM International Conference on Multimedia*, pp. 7152–7161, 2024.

Zhou, Q.-Y., Park, J., and Koltun, V. Open3d: A modern library for 3d data processing. *arXiv preprint arXiv:1801.09847*, 2018.

Zwicker, M., Pfister, H., Van Baar, J., and Gross, M. Surface splatting. In *Proceedings of the 28th annual conference on Computer graphics and interactive techniques*, pp. 371–378, 2001.

Table 2. Summary of Notation.

Symbol	Description
L	Maximum number of downsampling in feature encoding (set as 3)
$l \in \{0, \dots, L\}$	Octree level index, 0 denotes the finest level, L the coarsest level.
\mathbf{u}_i^l	A node i at level l
$\mathbf{u}_{i,j}^l$	The j -th octant of node \mathbf{u}_i^l
$\hat{\mathbf{f}}_i^l$	Latent feature of \mathbf{u}_i^l
$\hat{\mathbf{f}}_{i,j}^l$	Latent feature of octant $\mathbf{u}_{i,j}^l$
\mathbf{s}_i^l	\mathbf{u}_i^l classified as a surfel node
\mathbf{o}_i^l	\mathbf{u}_i^l classified as an octree node
$\mathbf{v}_{i,k}^l$	the k -th voxel (point with integer coordinate) in \mathbf{s}_i^l
\mathcal{V}_i^l	The set of voxels $\mathbf{v}_{i,k}^l$ in the bounding box defined by \mathbf{s}_i^l
μ, σ, q, β	Mean, variance, quaternion and shape of pSurfels
$\mathcal{D}(\mathbf{s}_i^l)$	Distortion incurred by representing \mathbf{u}_i^l as a surfel
$\pi(i, l)$	The index of the parent of \mathbf{u}_i^l in layer $l + 1$
\tilde{p}_i^l	Probability of \mathbf{u}_i^l being an octree node estimated by the decision module
\tilde{q}_i^l	Probability of \mathbf{u}_i^l being a surfel node estimated by the decision module
$\mathcal{O}_{i,j}^l \in \{0, 1\}$	Ground truth occupancy of j -th octant under node i , $\mathbf{u}_{i,j}^l$
$\mathcal{O}_i^l \in \{0, 1\}^8$	Occupancy of 8 octants under node \mathbf{u}_i^l , $\mathcal{O}_i^l = \{\mathcal{O}_{i,j}^l j \in [1: 8]\}$
$\mathcal{O}_{[j]}^l$	The set of octants in layer l with group index j , $\mathcal{O}_{[j]}^l = \{\mathcal{O}_{i,j}^l \forall i\}$
$\mathcal{O}_{[:j-1]}^l$	The set of octants in layer l with group index $j' < j$, $\mathcal{O}_{[:j-1]}^l = \{\mathcal{O}_{i,j'}^l \forall i; j' \in [1: j-1]\}$
$\theta_{i,j}^l$	P-SOPA-predicted probability that $\mathcal{O}_{i,j}^l = 1$
$\theta_{[j]}^l$	P-SOPA-predicted probabilities of group j octants, $\theta_{[j]}^l = \{\theta_{i,j}^l \forall i\}$
$\mathcal{P}_{[:j-1]}^l$	Probability of existence of $\mathcal{O}_{[:j-1]}^l$, $\mathcal{P}_{[:j-1]}^l = \{\mathcal{P}_{i,j'}^l = \tilde{p}_i^l \forall i; j' \in [1: j-1]\}$
$m_{[:j-1]}^l$	Bernoulli sampled mask based on $\mathcal{P}_{[:j-1]}^l$
$\bar{m}_{[:j-1]}^l$	STE version of $m_{[:j-1]}^l$
$\mathcal{B}(\mathbf{o}_i^l)$	Bit rate estimation of coding the occupancy of octants of \mathbf{o}_i^l , \mathcal{O}_i^l
ϵ	Threshold for surfel termination during evaluation
Bernoulli(\cdot)	Bernoulli distribution

A. Appendix for Methods

A.1. Notations

We summarize the main notation used throughout the paper in Tab. 2. For better understanding, we further provide an illustration of each notation in Fig. 10 (a).

A.2. More Information on P-SOPA

We give a toy example about why we care about the information leakage during training in the middle of Fig. 10, with explanations why information leakage occur in the caption. Therefore, to make training more close to real decoding, we apply a Bernoulli-STE mask $\bar{m}_{[:j-1]}^l$ on the already decoded octants $\mathcal{O}_{[:j-1]}^l$, to simulate the process during evaluation that some octants in $\mathcal{O}_{[:j-1]}^l$ do not exist, because their parents are classified as surfel nodes (which are no further divided). This mask, $\bar{m}_{[:j-1]}^l$, is generated by duplicating the parents' probability of being classified as octree nodes, *i.e.* \tilde{p}^l . Because octants exist iff. their parents are octree nodes that need further division.

A.3. Network Structures

This section introduces the network architecture of SurfelSoup, including the encoder module (Sec. 3.2), pSurfel Reconstruction (Sec. 3.3), decision module (Sec. 3.4) and P-SOPA (Sec. 3.5).

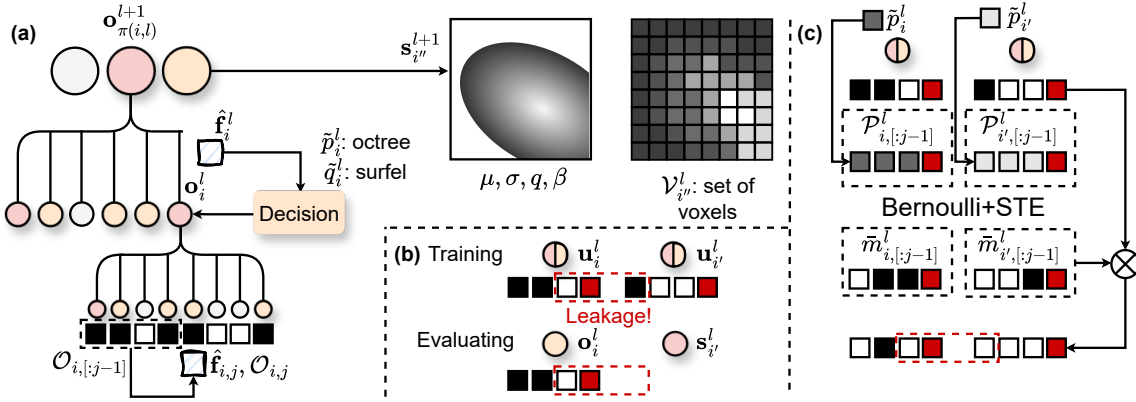


Figure 10. (a) Illustrations of notations. (b) a toy example of information leakage during training. The red dashed box indicates convolution, only four octants out of the eight octants are drawn. Black/white/red indicate that an octant is occupied/unoccupied/unknown (not decoded yet). The decoding of groups is conducted from left to right. When decoding the last group of \mathbf{u}_i^l , we apply a convolution (red dashed line) on the nearby already decoded groups for context generation. However, during evaluation, some decoded octants may not exist (e.g. $\mathbf{u}_{i'}^l$'s first node) because its parent is classified as a surfel ($\mathbf{s}_{i'}^l$), while during training the network can still access it because no actual termination is performed. (c) a toy example with only two nodes of P-SOPA. The color of $\tilde{\mathbf{p}}_i^l$ and $\tilde{\mathbf{p}}_{i'}^l$ indicates the value of probability, with darker color indicating higher probability of existence. We sample a Bernoulli-STE mask $\tilde{\mathbf{m}}_{i,j-1}^l$ from $\mathcal{P}_{i,j-1}^l$ to prune the already decoded octants, so that the training better simulates the actual decoding.

A.3.1. ENCODER

The encoder architecture is shown in Fig. 11 (a). We follow the encoder design in SparsePCGC (Wang et al., 2022) and Unicorn (Wang et al., 2024), consisting of two ResNet-3 Modules (Wang et al., 2024) and one stride-two sparse convolution layer for downsampling.

A.3.2. P-SOPA

The detailed architecture of P-SOPA is shown in Fig. 11 (c). P-SOPA follows the design of the SOPA module in SparsePCGC (Wang et al., 2022). However, the ResNet-3 is replaced by P-ResNet-3, where an STE mask in Sec. 4.4 is applied to the input of every convolution layer.

A.3.3. DECISION/PSURFEL RECONSTRUCTOR

The decision module/pSurfel Reconstructor is shown in Fig. 11 (b), with one ResNet-1 Module and a stride-one sparse convolution module that changes the output to the desired dimension. For decision module, there is an additional Gumbel-Softmax. Note that we use stride-one instead of stride-three convolutions to avoid the information leakage mentioned in Sec. 3.5.

pSurfel parameters. A pSurfel is defined by its mean $\mu \in \mathbb{R}^3$, variance $\sigma \in \mathbb{R}^3$, quaternion $q \in \mathbb{R}^4$ and shape coefficient $\beta \in \mathbb{R}^3$. The rotation matrix is derived by $q = [w, x, y, z]$:

$$R(q) = \begin{bmatrix} w^2 + x^2 - y^2 - z^2 & 2(xy - wz) & 2(xz + wy) \\ 2(xy + wz) & w^2 - x^2 + y^2 - z^2 & 2(yz - wx) \\ 2(xz - wy) & 2(yz + wx) & w^2 - x^2 - y^2 + z^2 \end{bmatrix}. \quad (9)$$

The covariance matrix is derived by the rotation matrix $R(q)$ and variance σ :

$$\Sigma = R \text{diag}(\sigma_0^2, \sigma_1^2, \sigma_2^2) R^\top, \quad \varepsilon = \Sigma^{-1} = R \text{diag}(\sigma_0^{-2}, \sigma_1^{-2}, \sigma_2^{-2}) R^\top. \quad (10)$$

A.4. Comparison with Other 3D Representation

It is worth clarifying how SurfelSoup differs from recent 3D representation techniques such as Gaussian splatting, neural implicit fields, signed distance functions, and surfels. These methods aim to build continuous or differentiable scene

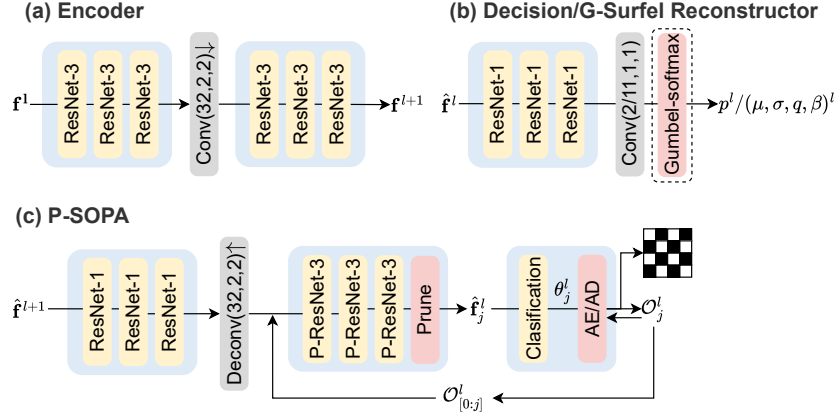


Figure 11. The architecture for (a) Encoder, (b) Decision Module/pSurfel Reconstructor and (c) P-SOPA. ResNet- x denotes the Sparse ResNet structure (Wang et al., 2024) constructed by stride- x convolutions. $\text{Conv}(C, K, S)$ denotes convolution with channel size C , kernel size K and stride S . The dashed-line box indicates that Gumbel-Softmax is only for decision module. AE/AD denotes the arithmetic encoder and arithmetic decoder.

representations from multi-view supervision and per-scene optimization. These methods often targets at the quality of novel-view rendering, and often have huge amount of parameters ($>20\text{MB}$) because no rate constraint is applied. In contrast, our setting focuses on point cloud geometry compression, where the goal is to encode the input 3D point cloud into a compact bitstream ($<0.05\text{MB}$) under standardized rate-distortion constraints, while ensuring the quality of the 3D reconstructed point cloud. For concreteness, we provide a qualitative comparison with 3D Gaussian Splatting in Tab. 3, while the same mismatch in assumptions and objectives applies broadly to other 3D representation families.

Table 3. Comparison between SurfelSoup and 3D Gaussian Splatting (3DGS).

Property	SurfelSoup	3DGS
Representation primitives	Probabilistic pSurfels	3D Gaussians
Structure	Hierarchical pSurfelTree	unstructured set of Gaussians
Training paradigm	Dataset-level learning	Per-scene optimization
Objective	Rate-distortion optimization	Photometric rendering loss
Representation target	Geometry only	Geometry + color + opacity
Compressibility	Built-in entropy coding	External compression required
Granularity control	Learned adaptive decision	Hand-crafted prune/densify
Scene generalization	Yes	Scene-specific optimization
Primary use-case	Point cloud geometry compression	3D reconstruction for rendering
Speed	Feed-forward inference	Per-scene optimization

B. Appendix for Experiments

B.1. Surfel Rendering.

In Fig. 12, we compare rendered images by three methods: OpenGL point cloud rendering for SurfelSoup reconstructed points, Our bounded 2D surfel based rendering for surfelSoup directly, and OpenGL point cloud rendering for Unicorn.

OpenGL Rendering. In OpenGL (Zhou et al., 2018) rendering, each point is splatted on to the screen using a fixed $n \times n$ pixel patch, where n is manually set. To ensure fairness, we determine n by selecting the minimum number that eliminates visible gaps in the rendered images from the ground-truth uncompressed point cloud. This chosen point size is then applied to both pSurfel (PC) and Unicorn.




Figure 12. Comparison between rendered images from the decoded point clouds using different methods. Column pSurfel denotes visualization of decoded surfels by SurfelSoup. Column pSurfel (PC) denotes visualization of decoded points by SurfelSoup using OpenGL. Unicorn indicates the rendered images of decoded points by Unicorn using OpenGL. The color of a decoded point is obtained by interpolating on the colors of the original point cloud. Row 1, 2 and 3 are three samples from RWTT (Maggiordomo et al., 2020).

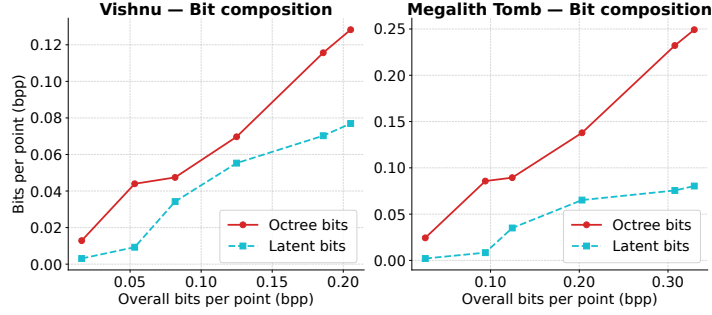


Figure 13. Bit rate composition (octree bits and latent bits).

Surfel Rendering In addition to rendering the decoded point clouds by SurfelSoup using OpenGL, we can also render the decoded surfels directly. For each cube decoded to a pSurfel, we identify the direction with the minimal variance and use it as the normal direction of the surfel plane. We define the two axes of the surfel by a rotation aligning the global z -axis with the normal. We construct an $n \times n$ texture map on this tangent plane, where n varies with the octree level, so that it covers the largest possible surfel bounded by the cube. All decoded points within the cube and its neighbors are projected to this plane, which ensures consistency of texture samples across neighboring cubes. For each pixel in the texture map, we query the k -nearest projected points and assign the pixel a color equal to the inverse-distance-weighted average of these k neighbors. We use $k = 3$, $n = 7$ for $l = 1$, $n = 15$ for $l = 2$.

For rendering, we perform rasterization from the given camera view. We first sort all potential surfels for a pixel by their distances to the camera center. Then, along each camera ray, we compute the intersection point between the ray and the surfel surface. If this point lies inside the surfel’s bounding box, we convert this point into the tangent plane coordinate and query the corresponding texture map using bilinear interpolation to shade the pixel from the texture patch. Otherwise, we proceed to the next surfel until a valid hit is found. This design enables efficient CUDA-based rasterization, follows the logic of textured 2D Gaussians(Chao et al., 2025), but leverages a bounded surfel representations(Hu et al., 2025).

Rendering Result We can observe that at similar geometry rates, both pSurfel and pSurfel (PC) significantly outperform Unicorn, which suffer from visible gaps in some areas. Compared with the pSurfel renders using OpenGL, surfel rendering provides slightly more smooth color and geometry distribution (the readers may need to further zoom in).

B.2. Test Results on ScanNet

To validate our model’s generalization ability to scene point clouds, we further provide comparison on ScanNet dataset **without finetuning**. We test on the first four sequences, and the result is shown in Fig. 15. Our model, trained on human data, shows great generalization on scene point clouds, and still outperforms other baselines.

B.3. Bits Composition

We visualize the bit rate composition (bpp for octree compression and bpp for latent compression) in Fig. 13. Compared with voxel baselines (Wang et al., 2021a; 2024; 2022) which codes the entire octree to some level, our method supports terminating a portion of the octree as surfels through the decision module. This gives the network great flexibility in adaptively selecting data structures (voxels or surfels) for geometric representation.

We can further observe that: 1) the octree takes more bits as total rate goes higher, indicating that more nodes in coarser layers are represented as octree nodes for better quality surfels in higher layers; and 2) compared with Megalith Tomb, the percentage of octree bits of Vishnu is lower, indicating that Vishnu has more smooth surface structures. This aligns with the fact that Megalith Tomb is an irregular scene point cloud, while Vishnu is a dense object point cloud.

B.4. Visual Comparison

We compare the surface normal visualization between SurfelSoup and baselines in Fig. 14. Different from Fig. 6, the visualization in this section does not carry color information. Because human eyes are more sensitive to distortion when color is rendered, we put the pure geometry visualization in the Appendix.

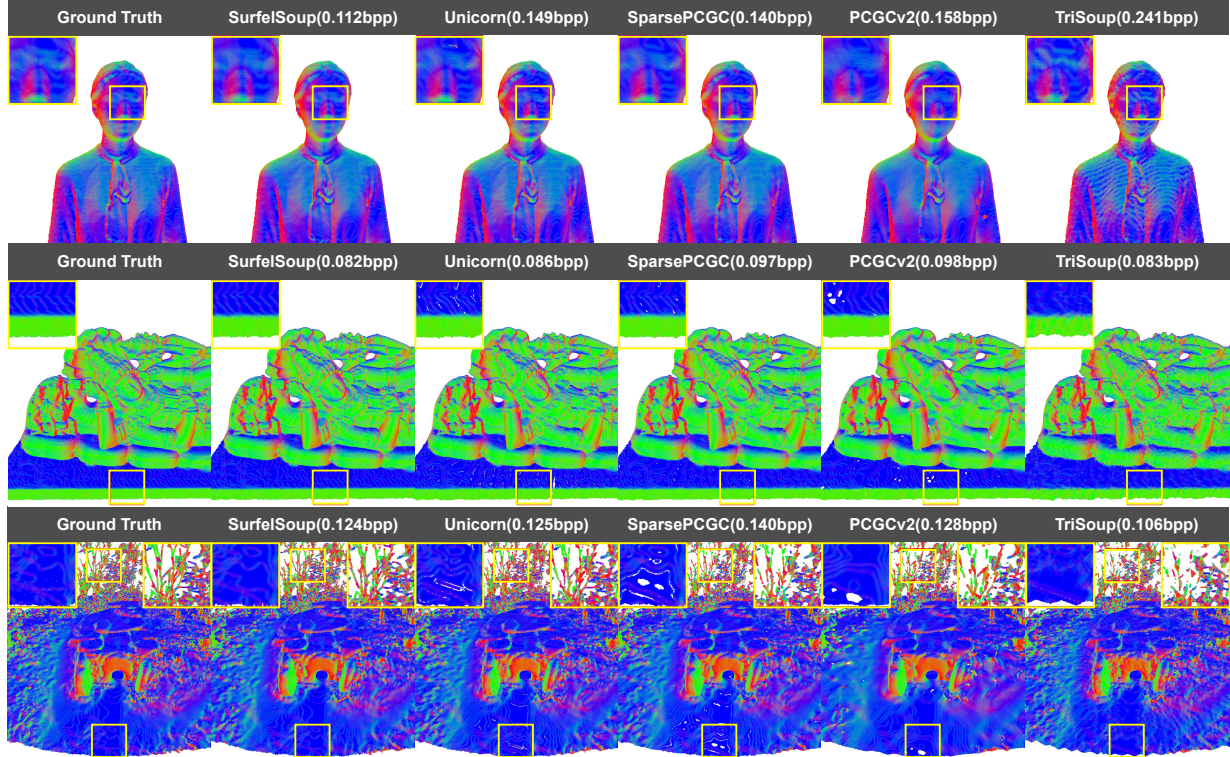


Figure 14. Visual comparison between SurfelSoup and baselines. The point color is visualized by the normal vector.

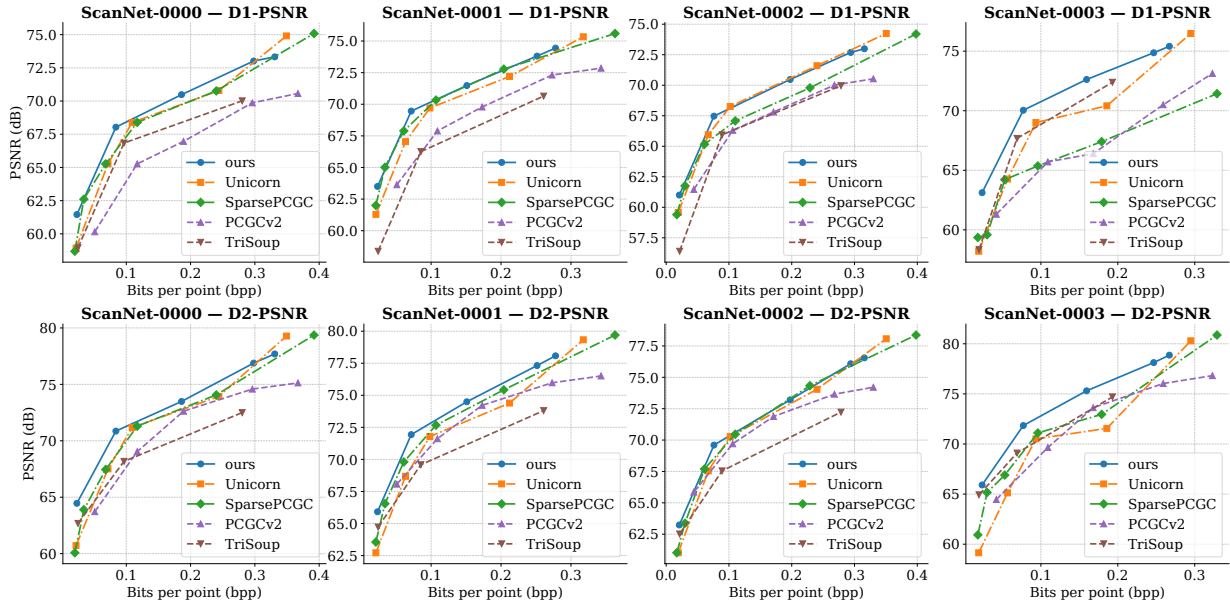


Figure 15. RD-curves on ScanNet-0001 → -0003.

B.5. Additional Results

ThaiDancer: To further demonstrate the generalizability of our models trained on the 10-bit 8iVFB dataset, Fig. 16 shows the testing result on the 12-bit MPEG CTC test sequence *ThaiDancer_vox12*.

8iVFB: To provide test result on 8iVFB, we retrain our model on another MPEG CTC-specified training set: RWTT (Magiordomo et al., 2020). The result is provided in Fig. 17. We compare with Unicorn and SparsePCGC by retraining SparsePCGC also on RWTT. We do not compare with PCGCv2 because its performance is shown to be worse than Unicorn and SparsePCGC in previous studies. In addition, we compare with MPEG standard G-PCC-TriSoup. SurfelSoup consistently outperformed both SparsePCGC and G-PCC-TriSoup over the entire rate range.

B.6. Training Details

We train five models with $\lambda = 0.1, 0.3, 0.8, 1.0, 1.5$. The initial learning rate is set as 0.0001, which is multiplied by 0.85 after every 15 epochs. Batch size is set as 1. The model for each rate point is trained for one day. The lowest λ ($\lambda = 0.1$) corresponds to $\text{bpp} \approx 0.05$. To obtain even lower rate points, we adopt the super-resolution approach in SparsePCGC (Wang et al., 2022) and Unicorn (Wang et al., 2024). Specifically we downsample the original point cloud by a stride-2 pooling layer, and compress this down-sampled point cloud by our trained model with $\lambda = 0.1$. We then leverage a super-resolution network (Wang et al., 2024) to upsample the decoded point cloud to the original scale.

Model Configuration. The number of down-sampling stages L is set to 3. The geometry coordinates up to layer $L = 3$ are losslessly coded with G-PCC-Octree. Furthermore, given the excessive complexity and bit rate to code the occupancy information at $l = 0$, nodes at $l = 1$ are forced to be classified as surfel nodes.

Due to the different convergence speeds of different octree layer’s pSurfel Reconstruction (finer layer converges faster because it has less points inside each surfel node), the network cannot be trained from scratch. Otherwise, the decision module converges to a local minimum, which classifies all the nodes in coarser layers as octree nodes. Instead, we first pre-train a model by setting $\tilde{q}_i^l = 0.5, \forall i$, and $\lambda = 2.0$ to better support the convergence of different layers’ pSurfel Reconstruction. We then fine-tune this pre-trained model with different λ .

For Gumbel Softmax, the temperature coefficient is set as $\tau = 1.5 \times \exp(-0.0002 \times \text{step})$.

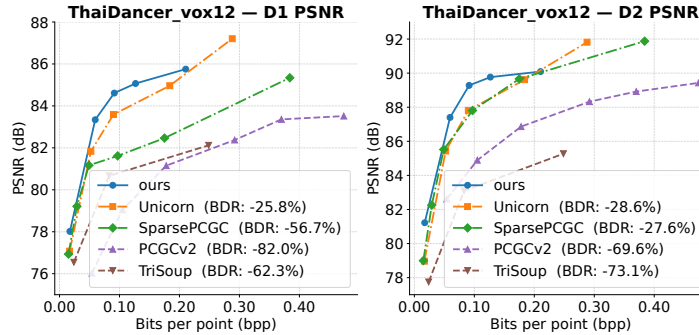


Figure 16. Comparison of SurfelSoup and baselines on *ThaiDancer_vox12*.

B.7. Complexity

Encoding/Decoding Time. As shown in Table 4, despite the introduction of pSurfel, our encoding/decoding time is almost identical compared with Unicorn and SparsePCGC, because the bulk of time is on SOPA’s auto-regressive coding of octree nodes.

Model Size. Our model has larger size compared with Unicorn due to the introduction of pSurfel Reconstruction and decision module (Table 4). However, the overall model size is only moderately larger than that of Unicorn. In addition, the model size can be further reduced before real applications, with the pruning, distillation and quantization of model parameters (See Appendix B.8).

To better contextualize the model size difference, we additionally evaluate Unicorn with an increased channel width,

enlarging the channel number from 32 to 48. This modification increases Unicorn’s model size from 22 MB to 49 MB, making it comparable to or even larger than SurfelSoup. However, this larger Unicorn variant does not lead to improved rate–distortion performance. Instead, we observe a **0.6% BD-rate degradation** compared to the original 32-channel Unicorn. This result indicates that simply scaling up the network capacity does not necessarily improve compression efficiency, and suggests that the performance gain of SurfelSoup mainly comes from the proposed surface-based representation and stochastic structure modeling, rather than from increased model size.

Table 4. Comparison of Method Complexities.

Metric	Method					
	SurfelSoup	Unicorn	Unicorn (large)	SparsePCGC	PCGCv2	TriSoup
Enc Time (s)	1.1	1.1	1.1	1.2	0.4	2.8
Dec Time (s)	1.4	1.2	1.4	1.3	0.5	1.1
Model Size (MB)	33	22	49	12	4	0

B.8. Limitations and Future Work

Scene Point Clouds: SurfelSoup shows significant gain against voxel-based baselines on dense point clouds with smooth surface structures. However, the gain on structurally complex scenes is limited because most surface areas need to be divided to the finest layer $l = 1$. The potential improvements include:

- **Coordinate system:** SCP (Luo et al., 2024) provides one way of preprocessing sparse LiDAR point clouds by transferring the xyz coordinate system into spherical coordinate system for more regularized point clouds. Experimental result shows around 30% gain by simply changing the coordinate system. SurfelSoup can follow the same pipeline to make the scene point cloud denser, and more surface-like.
- **Dataset** SurfelSoup actually has the potential of dealing with sparse point clouds due to the flexibility of pSurfels. We have mentioned in Sec. 3.3 that when the variance $\sigma \in \mathbb{R}^3$ is large in two axis and small in the other one, the produced pSurfel approximates a surface structure. On the other hand, when σ is small in all the three axis, the produced pSurfel can represent tiny and irregular geometry structures, which is widely observed in sparse point clouds. Under extreme case when $\sigma \rightarrow 0$, pSurfel represents a single point defined by the center μ , which can perfectly depict the isolated points in sparse point clouds. Therefore, SurfelSoup may be greatly improved on sparse point clouds, if it can be trained on sparse datasets like SemanticKITTI.

Color: Although SurfelSoup can be easily integrated with any point cloud attribute (color) compression codec (by recoloring the geometry, as every codec does), SurfelSoup currently does not support attribute (color) compression. However, SurfelSoup can be extended to include attribute compression by 1) adding a texture map representation for each surfel as shown in Appendix B.1 and compressing the texture maps; or 2) adding a separate color attribute $\mathbf{c} \in \mathbb{R}^3$ to pSurfel parameters. Note that a flat surface may have a complex texture pattern. Therefore, we may need multiple single-colored surfels to represent a flat surface area.

Model Size: SurfelSoup’s model size is 33MB. Although this is substantially smaller than widely-used vision backbones such as VGG-16 (~528 MB) or ResNet-50 (~98 MB), the model size can be further reduced by model pruning, model distillation and model quantization. Classic “Deep Compression” (Han et al., 2016) pipelines have shown up to 49× reduction without sacrificing accuracy on vision backbones. Recent learned image compression models demonstrate that distillation (Chen et al., 2025) can reduce parameters by about 40%.

C. Technical Clarification Note

Intuition behind pSurfel as Primitive: A pSurfel models a local point set as a small surface patch parameterized by a generalized Gaussian (GG) function. The key intuitions are as follows:

- Surface (surfel) is a more compact representation than voxels/points, when a scene contains mainly smooth surfaces and the points in each local are can be approximated by a small planar surface. This leads to both structural compactness and reconstruction smoothness.

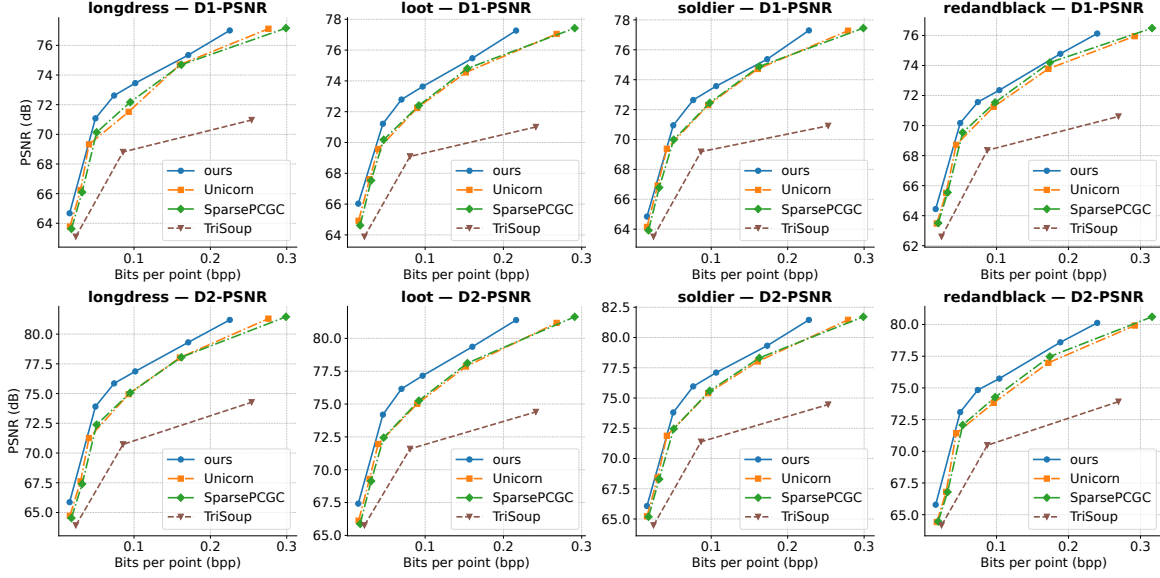


Figure 17. Comparison of SurfelSoup and baselines on 8iVFB. SurfelSoup and SparsePCGC are retrained on RWTT.

- An explicit surfel representation (e.g. using a normal vector, a center position, and a radius in the tangent plane) is hard to optimize. Naively using the point-to-plane distance (D2) can be ambiguous as it restricts nothing about surfel size. Optimizing the surfel parameters using the point-to-plane distance is also complicated and difficult to converge. Therefore, we turn to a probabilistic representation, with a continuous 3D GG function depicting the occupancy probability of each voxel. This enables us to simply use the binary cross entropy to measure the distortion, facilitating gradient backpropagation during training. Recall that when one of the variances in the GG function is very small, it effectively represents a thin plane, and the variances in the other two axes describe the size of the plane. The “soft” nature of this representation allows more efficient gradient passing during training. It is also more flexible and can represent points clustered in a small area.

D. Reproducibility Statement

Code Release: We plan to publicly release the full implementation, including training and evaluation scripts and model weights upon acceptance of this paper.

Datasets: Our experiments use publicly available datasets under MPEG Common Test Condition (CTC). Note that RWTT (Maggiordomo et al., 2020) is a mesh dataset, where we use the script from MPEG for point cloud sampling and quantization.

Compute Resource: The training is done on single NVIDIA A100 GPU for one day, identical to the training time of baselines. The peak memory consumption during training is 23 GB.