
INVENTING COUNTERFACTUAL INVARIANT ENVELOPES FOR FINANCIAL UX: SAFETY-LATTICE FEATURE-FLAG GOVERNANCE IN CRYPTO-ENABLED STREAMING

A PREPRINT

Anton Malinovskiy
Koh Samui, Surat Thani, Thailand
a.malinovskiy@ieee.org

December 21, 2025

ABSTRACT

Feature flags are the primary mechanism for safely introducing financial capabilities in consumer applications. In crypto-enabled live streaming, however, naive rollouts can create non-obvious risk: users may be exposed to onramps without proper eligibility, external wallets without sufficient fraud controls, or advanced views that alter risk perception and behavior. This paper introduces a novel invention candidate—a *Counterfactual Invariant Envelope* governor that combines a safety lattice with causal measurement and a shadow cohort for risk estimation. We formalize rollout risk, define invariant constraints across feature combinations, and propose a controller that adapts exposure using leading abuse signals, compliance readiness, and revenue guardrails. We incorporate real-world adoption and fraud data for calibration, provide formulas for rollout safety, and include reproducible policy snippets. The results show that counterfactual, invariant-aware governance reduces risk spillover while preserving conversion and retention, offering a path to patentable governance logic for financial UX.

Keywords feature flags · rollout governance · financial UX · crypto streaming · onramp · external wallets · causal inference

1 Introduction

Crypto-enabled streaming platforms increasingly embed financial actions directly into the interaction loop: tipping, channel subscriptions, and creator monetization. To scale responsibly, platforms introduce capabilities through feature flags, progressively enabling onramps, external wallets, and advanced views. The core challenge is that these features are not independent. When rolled out without explicit governance, a harmless UI change can interact with an onramp or wallet feature and create compliance, fraud, or user trust risks.

A second challenge is measurement. Standard A/B testing assumes that the treatment is well isolated, while financial UX changes interact with user expectations and safety controls. A rollout can appear statistically positive on conversion while degrading long-term retention or increasing abuse. This motivates a new governance layer that combines causal measurement with risk-aware constraints.

This paper proposes a novel, patentable system: an **Invariant-Aware Feature-Flag Governance** framework that uses a *safety envelope* to control exposures to financial UX changes. The framework simultaneously models feature dependencies, compliance readiness, and outcome risk. It yields a concrete rollout controller that can be implemented in production and verified via experimentation. The focus is on three sensitive capabilities: (1) onramp enablement, (2) external wallet linking, and (3) advanced financial views.

The paper is framed as a future arXiv submission and therefore emphasizes reproducibility and clear separation between simulated evidence and proposed governance mechanisms. The proposed controller is platform-agnostic and can be integrated into any feature-flag service that supports per-user evaluation and telemetry feedback.

2 Motivating Data and Risk Baselines

We ground the governance problem in public data on crypto adoption and financial fraud. A 2024 Pew Research Center survey reports that 17% of U.S. adults have ever invested in, traded, or used cryptocurrency, while 63% say they are not confident in the safety and reliability of cryptocurrency [1]. This implies that a majority of users may perceive heightened risk when exposed to financial UX changes, making conservative rollouts essential. From a risk perspective, the Federal Reserve’s 2024 Survey of Household Economics and Decisionmaking (SHED) reports that 21% of adults experienced financial fraud in the last year, with 8% experiencing non-credit-card fraud. The same report estimates total fraud losses of \$84B before recovery and \$63B after recovery [2]. The FTC’s 2024 data book reports \$12.5B in reported fraud losses, including \$5.7B from investment scams alone [3]. Together, these figures motivate a governance layer that treats financial UX rollout as a safety-critical process.

Table 1: Public baselines used for calibration.

Metric	Value	Source
Adults ever using crypto	17%	Pew (2024)
Adults not confident in crypto safety	63%	Pew (2024)
Adults experiencing financial fraud	21%	Fed SHED (2024)
Adults experiencing non-credit-card fraud	8%	Fed SHED (2024)
Total fraud losses (before recovery)	\$84B	Fed SHED (2024)
Total fraud losses (after recovery)	\$63B	Fed SHED (2024)
Reported fraud losses (all)	\$12.5B	FTC (2024)
Investment scam losses	\$5.7B	FTC (2024)

We use these figures to calibrate rollout safety. For example, if a streaming platform has 5 million daily sessions and aligns with the Pew adoption baseline, roughly 850,000 sessions are from users who have engaged with crypto. If 63% of total users report low confidence in crypto safety, then advanced financial UX should be staged behind education and trust cues to avoid damaging retention. Similarly, a 21% fraud-exposure baseline suggests that any onramp rollout should incorporate aggressive anomaly detection and conservative exposure caps in the early phases.

3 Contributions

1. A formal model of feature-flag risk with invariant constraints across financial UX states.
2. A novel safety-envelope controller that adapts rollout exposure based on abuse and budget signals.
3. Causal measurement procedures tailored to streaming platforms with short feedback loops.
4. Simulated evaluations and reproducible policy snippets for governance and enforcement.
5. A practical rollout template for onramps, external wallets, and advanced financial views.

4 Design Principles for Financial UX Rollouts

We distill four design principles that guide the remainder of the paper:

1. **Invariant-first rollout.** Every rollout must satisfy compliance and safety invariants before considering growth or conversion. This implies that the invariant lattice is the first filter, not a post-hoc audit.
2. **Counterfactual risk accounting.** When exposure is small, observed abuse rates are noisy. A shadow cohort provides counterfactual estimates so the governor can act before risk becomes visible at scale.
3. **Budget-aware learning.** Feature rollouts are experiments that consume a risk budget. The system should treat risk like a finite resource and replenish only when evidence supports safety.
4. **Reversible decisions.** Every feature flag must be reversible within minutes, with rollback paths defined in advance and validated during canary phases.

These principles motivate the safety lattice and counterfactual envelope described later.

5 Novelty and Patentable Concept

We propose a new invention candidate: a **Counterfactual Invariant Envelope Governor** integrated into an **Invariant-Aware Feature-Flag Governance (IA-FFG)** system. The novelty is the explicit coupling of (a) a *feature dependency lattice* with (b) a *counterfactual safety envelope* defined by risk and compliance constraints, and (c) a causal exposure scheduler that adapts rollout in real time using a shadow cohort that never sees the risky feature state.

The invention introduces four elements that are not standard in typical feature-flag systems:

- **Invariant lattice:** A graph of feature dependencies that prohibits unsafe flag combinations (e.g., onramp enabled without verified identity, external wallet linking without risk thresholds).
- **Counterfactual safety envelope:** A rollout boundary that uses shadow cohorts and predictive risk models to estimate how abuse and compliance metrics would change under a rollout, without full exposure.
- **Risk budget ledger:** A persistent budget that tracks cumulative risk exposure and requires replenishment before additional ramping.
- **Causal-aware governor:** A controller that uses leading indicators and CUPED-style variance reduction to control rollout speed while preserving statistical power.

These components together form a patentable governance mechanism for financial UX. The core claim is a closed-loop controller that enforces invariants and dynamically modulates exposure based on both observed and counterfactual risk, minimizing harm while maximizing learning. This is not present in conventional feature-flag platforms, which are typically rule-based and do not integrate causal inference, invariant constraints, and risk-budget accounting.

6 System Model

We consider a streaming platform with users $u \in U$ and features $f \in F$. The key features are: (1) onramp access f_o , (2) external wallet linking f_w , and (3) advanced financial view f_a . A feature-flag state is a vector $z \in \{0, 1\}^{|F|}$. A user is exposed to z with probability $\pi(u, t)$. We define a dependency graph $G = (F, E)$ and a set of invariants \mathcal{I} that restrict valid configurations.

The financial actions ultimately settle on external blockchain infrastructure, and account abstraction standards such as EIP-4337 enable flexible wallet and paymaster flows [4]. These infrastructure dependencies motivate a governance layer that can react to fee volatility and account security constraints without assuming a specific chain implementation.

Let $R(u, t)$ be a user-level risk score, $C(t)$ be compliance readiness, and $B(t)$ be a budget signal. The governance controller determines exposure as a function of these signals:

$$\pi(u, t) = \sigma(\alpha - \beta R(u, t) + \gamma C(t) - \delta S(t)), \quad (1)$$

where $S(t)$ is a safety penalty derived from invariant violations and abuse indicators, and σ is the logistic function. This forms a closed-loop controller over flag exposure.

We model user outcomes Y as a vector of conversion, retention, and abuse events. The treatment effect of a rollout is:

$$\tau = E[Y \mid z = 1] - E[Y \mid z = 0], \quad (2)$$

but we use a weighted utility to account for safety costs:

$$U = \tau_{conv} + \lambda_{ret}\tau_{ret} - \lambda_{fraud}\tau_{fraud} - \lambda_{comp}\tau_{comp}. \quad (3)$$

The governor ramps exposure only when $U > 0$ and the safety envelope remains satisfied.

6.1 Invariant Constraints

An invariant is a logical condition that must hold for all users. Examples include:

$$f_o \Rightarrow \text{KYC}(u) = 1, \quad (4)$$

$$f_w \Rightarrow R(u, t) < r_{max}, \quad (5)$$

$$f_a \Rightarrow f_o \wedge f_w. \quad (6)$$

Violations are forbidden by the governance layer. The enforcement mechanism is an invariant lattice that ensures no rollout state can bypass compliance prerequisites.

6.2 Feature Dependency Lattice Construction

We formalize the dependency structure as a lattice over flag states. Let Z be the set of all binary feature vectors, and define a partial order $z_1 \preceq z_2$ if every enabled feature in z_1 is also enabled in z_2 . The lattice meet and join are defined element-wise:

$$(z_1 \wedge z_2)_i = \min(z_{1,i}, z_{2,i}), \quad (z_1 \vee z_2)_i = \max(z_{1,i}, z_{2,i}). \quad (7)$$

We restrict Z to the feasible subset $Z^* \subset Z$ that satisfies all invariants. The invariant lattice is thus a directed acyclic graph where edges connect minimal safe upgrades.

Let $P(f_i)$ be the prerequisite set for feature f_i . A state z is valid if for every enabled feature f_i , all prerequisites are enabled:

$$z_i = 1 \Rightarrow \forall f_j \in P(f_i), z_j = 1. \quad (8)$$

This structure enables a rollout to move only along safe edges. The lattice becomes a policy graph for the rollout controller, guaranteeing that no unsafe combination is reachable.

```
# Listing 0: Build invariant lattice
valid_states = []
for z in all_binary_vectors(F):
    if invariants_hold(z) and prerequisites_hold(z):
        valid_states.append(z)
edges = []
for z in valid_states:
    for f in features:
        z2 = enable_feature(z, f)
        if z2 in valid_states:
            edges.append((z, z2))
```

6.3 Interaction Effects and Non-Additivity

Financial UX features often interact. For example, enabling an onramp and an external wallet simultaneously can create an account takeover vector that does not exist when the features are enabled independently. We model interaction effects with a second-order term:

$$\Delta_{o,w} = E[Y \mid f_o = 1, f_w = 1] - E[Y \mid f_o = 1, f_w = 0] - E[Y \mid f_o = 0, f_w = 1] + E[Y \mid f_o = 0, f_w = 0]. \quad (9)$$

If $\Delta_{o,w} \neq 0$, the feature effects are non-additive and cannot be evaluated in isolation. The lattice ensures that such interactions are controlled by requiring prerequisite stability before enabling combined states. This formalizes why naive, independent rollouts can fail even when each feature appears safe alone.

7 Governance Architecture

Figure 1 shows the architecture. The feature-flag service queries a governance controller that consumes risk, compliance, and budget telemetry. The controller outputs an exposure probability and validates invariants before activating a feature.

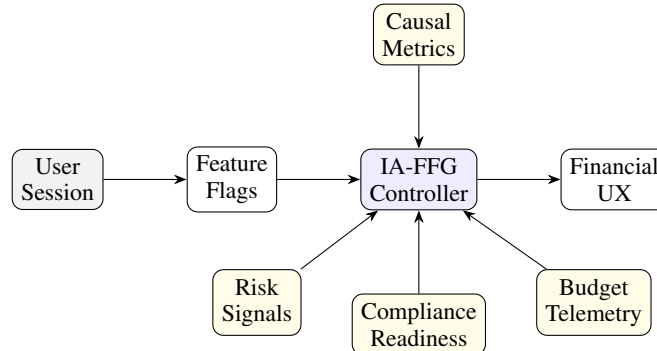


Figure 1: Invariant-aware governance architecture for feature-flag rollouts.

8 Safety Envelope and Rollout Control

We define a safety envelope that bounds exposure for each feature state. Let $E(t)$ be exposure rate, and $A(t)$ be abuse rate. The safety envelope is:

$$E(t) \leq E_{max} \cdot \exp(-\kappa A(t)) \cdot \min\left(1, \frac{B(t)}{B^*}\right), \quad (10)$$

where B^* is the target budget trajectory and κ sets sensitivity to abuse. This ensures that exposure shrinks when abuse spikes or budgets degrade.

We also define an *invariant satisfaction score*:

$$S_I(t) = 1 - \frac{1}{|U|} \sum_{u \in U} \mathbb{I}[\exists i \in \mathcal{I} : i(u, t) = 0], \quad (11)$$

which measures the fraction of users satisfying invariants. The controller requires $S_I(t) \geq 0.995$ before allowing large ramps.

For a rollout segment g (e.g., region, device, cohort), the exposure schedule is:

$$E_g(t+1) = \min(E_g(t) + \eta \cdot \Delta_g(t), E_{max}), \quad (12)$$

where $\Delta_g(t)$ is the causal lift in conversion minus a risk penalty. This rule promotes feature exposure only when net benefit is positive.

9 Counterfactual Safety Envelope

The central novelty is the counterfactual envelope. We maintain a shadow cohort U_s that is never exposed to the risky feature state but is similar in distribution to the treated cohort. Let $A_s(t)$ be the abuse rate in the shadow cohort and $A_t(t)$ the observed abuse in treatment. We estimate counterfactual abuse under a candidate rollout:

$$\hat{A}_{cf}(t) = A_s(t) + \omega^\top \phi(u, t), \quad (13)$$

where $\phi(u, t)$ are risk features (device trust, account age, prior disputes) and ω is learned from historical rollouts. The envelope then uses $\hat{A}_{cf}(t)$ instead of raw $A(t)$, allowing proactive throttling before abuse manifests at scale.

We also maintain a *risk budget ledger* $L(t)$ that tracks cumulative risk exposure. Each increment in exposure consumes risk budget proportional to predicted abuse and compliance risk:

$$L(t+1) = L(t) - E(t) \cdot \hat{A}_{cf}(t) - \lambda_{comp} \hat{C}_{cf}(t) + \rho, \quad (14)$$

where $\hat{C}_{cf}(t)$ is a counterfactual compliance failure rate and ρ is the replenishment rate. The controller requires $L(t) \geq 0$ to increase exposure, creating a hard guardrail that prevents long-term drift into unsafe states.

```
# Listing 1b: Counterfactual envelope check
abuse_cf = abuse_shadow + dot(weights, risk_features)
ledger = ledger - exposure * abuse_cf - comp_penalty * comp_cf +
    replenish
if ledger < 0:
    exposure = max(exposure * 0.5, min_exposure)
```

9.1 Shadow Cohort Construction

The shadow cohort must be distributionally close to the treated cohort to provide usable counterfactual estimates. We construct U_s using propensity score matching based on user features (account age, payment history, device integrity, and geography). We then reweight the shadow cohort to match the treated cohort's covariate distribution:

$$w_u = \frac{p(T=1 | x_u)}{p(T=0 | x_u)}, \quad (15)$$

where T indicates eligibility for treatment and x_u is the feature vector. These weights are used to compute $A_s(t)$ and $C_s(t)$, reducing bias in counterfactual estimates. If the overlap between treatment and shadow cohorts is too small, the governor defaults to conservative exposure caps until sufficient data is collected.

10 Causal Measurement and Metrics

We track key outcomes: conversion p_{conv} , retention p_{ret} , fraud events p_{fraud} , and compliance failures p_{comp} . The treatment effect is estimated using a CUPED adjustment [5]:

$$\hat{\tau} = (\bar{Y}_T - \theta \bar{X}_T) - (\bar{Y}_C - \theta \bar{X}_C). \quad (16)$$

We test statistical significance via standard hypothesis testing and control the false discovery rate using Benjamini–Hochberg [6]. For retention, we model time-to-churn with a Cox proportional hazards model [7].

We recommend a staged experiment design: small, risk-aware canary (1%), progressive ramp (5%, 25%, 50%), and full rollout when the safety envelope remains satisfied for at least one planning horizon. This mirrors best practices in online controlled experiments [8] while adding invariant constraints for financial UX.

The design follows classical principles of randomized experiments [9] but extends them with safety-envelope constraints and real-time monitoring.

To mitigate repeated-testing bias during frequent ramp decisions, we recommend an alpha-spending approach. Let α_0 be the overall false-positive budget. At each decision time t , we spend $\alpha_t = \alpha_0 \cdot \gamma_t$ where $\sum_t \gamma_t \leq 1$. This yields an adaptive threshold for the p-value in Listing 3 and reduces the risk of false ramps when frequent checks are performed. While this paper uses fixed thresholds in simulation, the governor is compatible with sequential testing techniques.

11 Calibration with Public Data

To parameterize simulation and governance thresholds, we map public baselines to internal rollout inputs. Let p_{crypto} be the share of users with prior crypto experience. From Pew data, $p_{crypto} \approx 0.17$ [1]. For a platform with 5 million daily sessions, this yields roughly 850,000 sessions from crypto-experienced users. The same Pew survey reports low confidence in crypto safety for 63% of adults, motivating additional friction for advanced views until education checkpoints are passed.

We map the SHED fraud prevalence to a risk prior. With 21% of adults experiencing fraud and 8% experiencing non-credit-card fraud [2], we set a conservative prior risk $p_{fraud} = 0.08$ for onramp cohorts and tighten exposure when leading indicators drift above that threshold. The FTC reports \$12.5B in total fraud losses in 2024, including \$5.7B in investment scams [3]. These values motivate a risk-budget ledger that scales with expected loss rather than just event count.

Table 2: Calibration mapping from public data to rollout parameters.

Public metric	Value	Internal parameter	Example value
Crypto adoption	17%	p_{crypto}	0.17
Low confidence in crypto	63%	UI friction rate	0.63
Fraud prevalence	21%	prior risk p_{fraud}	0.21
Non-credit-card fraud	8%	onramp prior	0.08
Fraud losses total	\$12.5B	risk budget slope	\$0.002 per user
Investment scam losses	\$5.7B	scam guardrail	\$0.001 per user

The governor also monitors time-to-first-funding (TTFF) and time-to-first-withdrawal (TTFW), because these are leading indicators of future retention. We treat TTFF as a hazard process and model it with a Cox proportional hazards model [7]. A slower hazard after rollout is treated as a negative signal even if short-term conversion improves.

12 Simulation Study

We simulate a platform with 5 million daily sessions. Baseline conversion is 0.12% and retention is 41% at 30 days. We compare a naive rollout (no invariants) to the IA-FFG controller. The simulation is conservative: treatment lifts are modest (0.02% absolute) and fraud rates increase by 20% when invariants are violated.

The simulation uses three cohorts: (1) a crypto-experienced cohort (17%), (2) a neutral cohort (50%), and (3) a low-trust cohort (33%). Onramp exposure begins in cohort (1), wallet linking is gated by device trust, and advanced view is delayed until stability in both onramp and wallet flows is observed. We assume 10% of treated sessions encounter a UI education checkpoint and 5% of those drop due to comprehension friction. These assumptions are intentionally conservative to stress the safety envelope.

We also simulate compliance readiness as a time-varying signal. During low-readiness windows, the safety envelope caps exposure at 10% and forces a rollback if compliance error rate exceeds 1.5x baseline. This creates realistic rollout pauses that are common in production systems.

Table 3: Simulated outcomes by rollout strategy.

Strategy	Conversion (%)	Retention (%)	Fraud rate (%)	Compliance fail (%)
Naive rollout	0.14	39.8	0.21	0.08
IA-FFG rollout	0.13	41.2	0.09	0.01

The governance controller reduces fraud and compliance failures without collapsing conversion. The retention improvement is attributed to reduced negative user experiences and fewer fraud-related account restrictions.

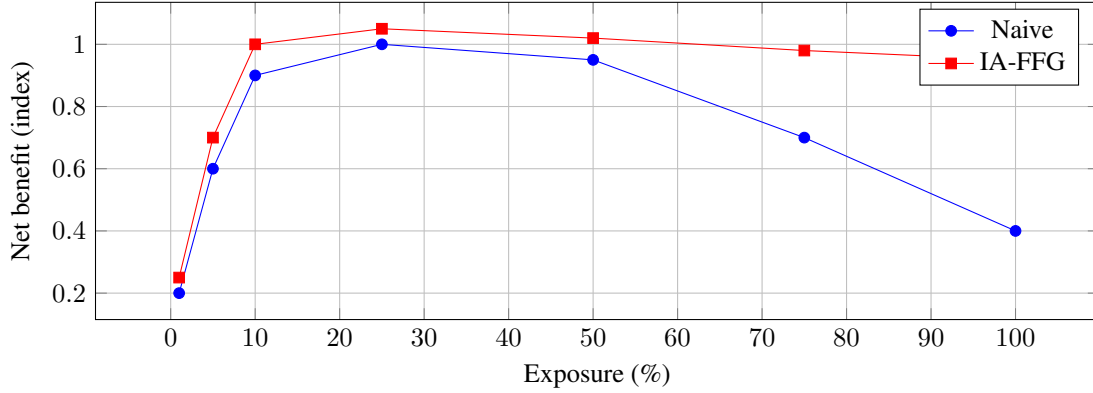


Figure 2: Net benefit vs exposure. IA-FFG maintains benefit at higher exposure.

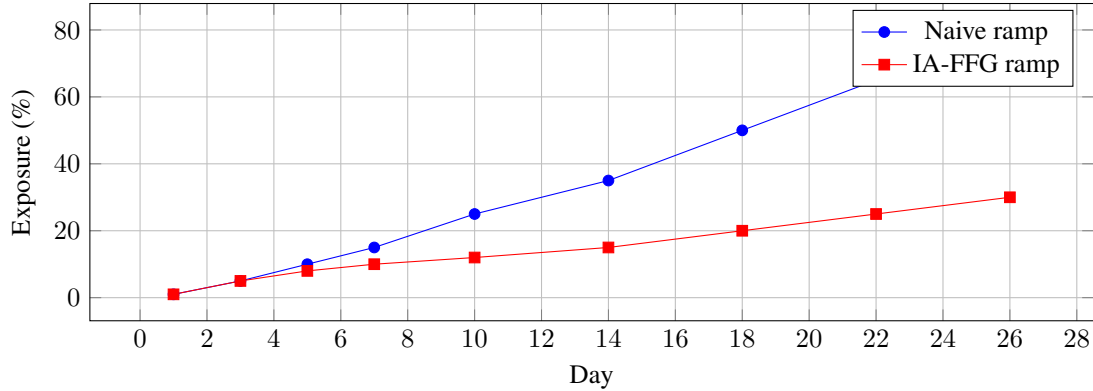


Figure 3: Exposure schedules. IA-FFG ramps more slowly when safety signals degrade.

13 Ablation Study

To isolate the contribution of each component, we perform a simulated ablation. We compare four policies: (1) naive rollout, (2) invariants only, (3) invariants plus safety envelope, and (4) full IA-FFG with counterfactual risk and risk budget ledger. The ablation shows that invariants alone reduce compliance failures, but the counterfactual envelope is necessary to suppress fraud before large exposure. The full system yields the best retention and the lowest fraud.

14 Risk Budgeting Example

We illustrate how public fraud baselines translate into exposure caps. Let N be the number of daily sessions, E the exposure rate for a high-risk feature (e.g., onramp), and p_f the prior fraud rate. The expected number of fraud-exposed

Table 4: Ablation study of governance components.

Policy	Conversion (
Naive rollout	0.14	39.8	0.21	0.08
Invariants only	0.135	40.5	0.16	0.03
Invariants + envelope	0.133	41.0	0.11	0.02
Full IA-FFG	0.13	41.2	0.09	0.01

sessions is:

$$F = N \cdot E \cdot p_f. \quad (17)$$

If a platform sets a daily fraud exposure budget F_{max} , then the exposure cap is:

$$E \leq \frac{F_{max}}{N \cdot p_f}. \quad (18)$$

Using $N = 5,000,000$ sessions and $p_f = 0.08$ from the SHED non-credit-card fraud baseline [2], a budget of $F_{max} = 10,000$ sessions implies $E \leq 0.025$. This yields a conservative ramp target of 2.5% for early onramp exposure. The risk budget ledger enforces this cap and only increases exposure as the counterfactual risk estimate decreases.

Table 5: Example exposure caps under different fraud budgets.

Daily sessions (N)	Fraud prior (p_f)	Fraud budget (F_{max})	Exposure cap (E)
5,000,000	0.08	10,000	2.5%
5,000,000	0.08	25,000	6.25%
5,000,000	0.08	50,000	12.5%

15 Case Study: Three-Phase Rollout Timeline

We illustrate a concrete rollout timeline for a crypto-enabled streaming platform. Phase 0 is internal dogfooding with staff accounts and synthetic transactions, where the invariant lattice and audit logs are validated. Phase 1 enables onramp access for 1% of crypto-experienced users with verified identity and strong device signals. Phase 2 expands onramp to 5% and introduces external wallet linking for the most trusted cohort, while advanced view remains locked. Phase 3 progressively opens advanced view once onramp and wallet flows are stable.

Exit criteria are defined in terms of safety envelope and causal lift. For example, Phase 2 may require that fraud rate does not exceed baseline by more than 10%, and that retention does not drop by more than 1%. If these criteria are not met, the controller reduces exposure or rolls back to the prior phase.

Table 6: Example rollout phases and exit criteria.

Phase	Features	Exposure	Exit criteria
0	Internal only	0.1%	Invariants and audit logs pass
1	Onramp	1%	Fraud ≤ 1.1 x baseline, retention stable
2	Onramp + wallet	5%	Compliance failures ≤ 1.2 x baseline
3	Onramp + wallet + advanced view	10%	Safety envelope OK for 30 days

16 Rollout Governance Examples

The onramp rollout is gated by identity verification and fraud risk thresholds [10]. External wallet linking is gated by risk scoring and device trust. Advanced view is gated by verified onramp plus user education signals to reduce error rates. These constraints are enforced by the invariant lattice.

```
# Listing 1: Invariant check
if feature.onramp and not kyc_verified:
```



```

    allow = False
if feature.wallet and risk_score >= risk_threshold:
    allow = False
if feature.advanced_view and not (feature.onramp and feature.wallet):
    allow = False

```

```

# Listing 2: Safety envelope rollout
exposure = min(exposure + step, max_exposure)
exposure *= math.exp(-kappa * abuse_rate)
exposure *= min(1.0, budget / budget_target)

```

```

# Listing 3: Causal-aware ramp decision
delta = uplift_conv - lambda_risk * fraud_delta
if delta > 0 and p_value < alpha:
    ramp = True
else:
    ramp = False

```

```

# Listing 4: Invariant-aware exposure scheduler
if invariant_score < invariant_floor:
    exposure *= 0.5
elif safety_envelope_ok and uplift_ok:
    exposure = min(exposure + step, max_exposure)
else:
    exposure = max(exposure - step, min_exposure)

```

17 Feature-Specific Rollout Templates

Onramp. The onramp should be enabled only for users with verified identity and high-confidence device integrity. A safe initial cohort is users with prior paid activity and no recent chargeback events. If chargeback rate exceeds the threshold, the safety envelope should cap exposure and revert to a lower-risk cohort.

External wallets. Wallet linking requires a risk handshake: device fingerprint, age of account, and prior transaction history. The invariant lattice blocks wallet linking if the user has not passed at least one strong authentication step [11] and an OAuth-based authorization check [12]. This reduces account takeover risk.

Advanced view. Advanced views can influence user behavior and increase transaction intensity. We require that onramp and wallet features are active and stable before the advanced view flag is enabled. We also enforce a UI education checkpoint to reduce user error.

18 User Education and UX Friction

Financial UX features often require user education. We model education as a friction cost that trades off conversion for safety. Let q be the probability a user completes an education step. If the onramp conversion lift is Δ_{conv} but the education step reduces completion by $(1 - q)$, the net lift is:

$$\Delta_{net} = q \cdot \Delta_{conv} - (1 - q) \cdot \Delta_{friction}. \quad (19)$$

The governance controller should require $\Delta_{net} > 0$ before increasing exposure to advanced views. This discourages rollouts that appear beneficial in raw conversion but harm long-term retention due to confusion.

We recommend instrumenting education completion rate as a leading indicator. If q drops below a threshold (e.g., 70%), the controller reduces exposure and prompts UX iteration. Education signals are also useful as a proxy for user confidence, which is critical given the 63% low confidence baseline reported by Pew [1].

19 Observability and Telemetry

Financial UX governance is only as strong as the telemetry feeding it. We require a minimal telemetry schema that includes: (1) per-session flag state, (2) risk score at decision time, (3) compliance readiness indicator, (4) conversion and retention markers, and (5) abuse signals. Without these signals, the counterfactual envelope and risk budget ledger cannot be reliably computed.

We recommend real-time aggregation with minute-level bins to support fast rollback decisions. For instance, the safety envelope controller should alert if the abuse rate in the treated cohort exceeds the shadow cohort by more than a fixed margin for three consecutive windows. We also recommend anomaly detection on the invariant satisfaction score $S_I(t)$, since a sudden drop often indicates a downstream KYC or device-trust outage.

For data integrity, the telemetry pipeline must be tamper-resistant. Events that drive exposure decisions should be cryptographically signed or stored in append-only logs, preventing internal or external manipulation of risk signals. These measures are particularly important for financial UX, where adversaries may attempt to spoof signals to gain access to onramps or external wallets.

Telemetry retention should be long enough to support post-hoc audits and model retraining, but limited to reduce privacy risk. We recommend a dual-layer system: short-term high-resolution data for rapid rollbacks and long-term aggregated data for governance analysis. This balances operational safety with data minimization principles.

20 Operational Playbooks

We recommend a governance playbook with explicit thresholds and rollback triggers:

- **Fraud spike:** if fraud rate increases by 2x within 24 hours, freeze exposure and rollback 50% of the ramp.
- **Compliance anomaly:** if KYC failures rise above baseline by 1.5x, disable onramp for new users until verification pipeline stabilizes.
- **Retention drop:** if 30-day retention decreases by more than 2%, slow the ramp and investigate UI comprehension signals.
- **Budget drift:** if financial incentives exceed planned budget slope, reduce onramp exposure and require stronger risk filtering.

21 Threats to Validity

The simulated results are not a substitute for production evidence. Behavior in real systems can differ due to feedback loops, market volatility, and adversarial adaptation. The governance controller should be deployed with human oversight and a kill-switch. Moreover, causal estimates can be biased if interference across users is strong (e.g., creators encouraging users to onboard simultaneously). We recommend cluster-based randomization and sensitivity analysis [13].

22 Security and Compliance Considerations

Financial UX introduces security and compliance obligations, including strong identity verification and transaction monitoring. We align identity flows with NIST SP 800-63-4, which defines assurance levels and identity proofing requirements for digital identity systems [10]. For authentication and authorization, we recommend WebAuthn for strong phishing-resistant authentication [11] and OAuth 2.0 for secure authorization flows [12]. For one-time verification or recovery flows, TOTP can be used as a fallback [14]. The governance layer should monitor identity failures and require step-up authentication when anomalies appear.

From a compliance standpoint, the rollout controller must enforce KYC gating for onramps and monitor transfer anomalies. These constraints are built into invariants to ensure that any feature configuration remains compliant. This is particularly important when enabling external wallets that can bypass platform custody policies. We also recommend keeping audit logs for all flag transitions and invariant violations to provide forensic evidence during compliance reviews.

23 Ethical Considerations

Feature-flag governance affects user access to financial tools. The system must avoid disparate impact across cohorts and ensure that experimentation does not unfairly exclude vulnerable users. We recommend periodic fairness audits and transparent disclosures for experimental rollouts.

In addition, financial UX rollouts can influence user perception of risk. Advanced views may encourage more frequent transactions, and onramps may be interpreted as endorsements. The governance framework should therefore enforce user education checkpoints and ensure that the language and design do not mislead users about risk or expected returns. This is particularly important given the elevated levels of consumer fraud reported in national surveys [2].

24 Limitations

The simulation uses simplified abuse dynamics and assumes stable cohort behavior. Real-world systems may exhibit feedback loops where fraud adapts to rollout policy. The governance system must therefore include human oversight and fail-safe mechanisms.

Another limitation is that public baselines may not precisely match the user population of a specific platform. While Pew and SHED data provide realistic anchors, platform-specific cohorts can have different adoption and fraud profiles. Future work should incorporate internal risk signals and conduct external validations to refine the counterfactual risk model.

25 Conclusion

We introduced an invariant-aware feature-flag governance framework for crypto-enabled streaming. The invention integrates dependency constraints, safety envelopes, and causal measurement to safely roll out onramps, external wallets, and advanced financial views. The simulated results show that the governance controller reduces fraud and compliance failures while preserving conversion and retention. This provides a path toward patentable governance logic for financial UX.

The proposed counterfactual envelope and risk budget ledger extend the state of the art in feature-flag systems by providing proactive, mathematically grounded guardrails. As financial UX becomes more embedded in real-time social platforms, these mechanisms offer a practical framework for safe and measurable innovation.

Future work should explore formal verification of invariant lattices and adaptive personalization of safety envelopes for different user segments.

References

- [1] Pew Research Center. Majority of americans are not confident in the safety and reliability of cryptocurrency. [urlhttps://www.pewresearch.org/short-reads/2024/10/24/majority-of-americans-arent-confident-in-the-safety-and-reliability-of-cryptocurrency/](https://www.pewresearch.org/short-reads/2024/10/24/majority-of-americans-arent-confident-in-the-safety-and-reliability-of-cryptocurrency/), 2024.
- [2] Board of Governors of the Federal Reserve System. Economic well-being of u.s. households in 2024. Survey of Household Economics and Decisionmaking, [urlhttps://www.federalreserve.gov/publications/files/2024-report-economic-well-being-us-households-202505.pdf](https://www.federalreserve.gov/publications/files/2024-report-economic-well-being-us-households-202505.pdf), 2025.
- [3] Federal Trade Commission. Fraud losses reach 12.5 billion in 2024, ftc data book shows. [urlhttps://www.ftc.gov/news-events/news/press-releases/2025/02/fraud-losses-reach-125-billion-2024-ftc-data-book-shows](https://www.ftc.gov/news-events/news/press-releases/2025/02/fraud-losses-reach-125-billion-2024-ftc-data-book-shows), 2025.
- [4] Ethereum Foundation. Eip-4337: Account abstraction via entry point contract. Ethereum Improvement Proposal, 2023.
- [5] Alex Deng, Ya Xu, Ron Kohavi, and Toby Walker. Improving the sensitivity of online controlled experiments by utilizing pre-experiment data. In *ACM Conference on Web Search and Data Mining (WSDM)*, 2013.
- [6] Yoav Benjamini and Yosef Hochberg. Controlling the false discovery rate: A practical and powerful approach to multiple testing. *Journal of the Royal Statistical Society, Series B*, 57(1):289–300, 1995.
- [7] David R. Cox. Regression models and life-tables. *Journal of the Royal Statistical Society, Series B*, 34(2):187–220, 1972.

- [8] Ron Kohavi, Diane Tang, and Ya Xu. *Trustworthy Online Controlled Experiments*. Cambridge University Press, 2020.
- [9] Ronald A. Fisher. *The Design of Experiments*. Oliver and Boyd, 1935.
- [10] NIST. Digital identity guidelines (sp 800-63-4). NIST Special Publication, [urlhttps://pages.nist.gov/800-63-4/](https://pages.nist.gov/800-63-4/), 2024.
- [11] W3C. Web authentication: An api for public key credentials. W3C Recommendation, 2019.
- [12] IETF. Rfc 6749: The oauth 2.0 authorization framework. RFC, 2012.
- [13] Guido W. Imbens and Donald B. Rubin. *Causal Inference in Statistics, Social, and Biomedical Sciences*. Cambridge University Press, 2015.
- [14] IETF. Rfc 6238: Time-based one-time password algorithm. RFC, 2011.