

THINKSAFE: Self-Generated Safety Alignment for Reasoning Models

Seanie Lee^{*1} Sangwoo Park^{*1} Yumin Choi¹ Gyeongman Kim² Minki Kang¹
Jihun Yun² Dongmin Park² Jongho Park³ Sung Ju Hwang^{1,4}

¹KAIST AI ²KRAFTON ³UC Berkeley ⁴DeepAuto.ai
{lsnfamily02, swgger}@kaist.ac.kr

Abstract

Large reasoning models (LRMs) achieve remarkable performance by leveraging reinforcement learning (RL) on reasoning tasks to generate long chain-of-thought (CoT) reasoning. However, this over-optimization often prioritizes compliance, making models vulnerable to harmful prompts. To mitigate this safety degradation, recent approaches rely on external teacher distillation, yet this introduces a *distributional discrepancy* that degrades native reasoning. We propose THINKSAFE, a self-generated alignment framework that restores safety alignment without external teachers. Our key insight is that while compliance suppresses safety mechanisms, models often retain latent knowledge to identify harm. THINKSAFE unlocks this via lightweight refusal steering, guiding the model to generate in-distribution safety reasoning traces. Fine-tuning on these self-generated responses effectively realigns the model while minimizing distribution shift. Experiments on DeepSeek-R1-Distill and Qwen3 show THINKSAFE significantly improves safety while preserving reasoning proficiency. Notably, it achieves superior safety and comparable reasoning to GRPO, with significantly reduced computational cost. Code, models, and datasets are available at <https://github.com/seanie12/ThinkSafe.git>.

1. Introduction

By scaling test-time compute (Snell et al., 2025) and leveraging chain-of-thought (CoT; Wei et al., 2022), large reasoning models (LRMs) demonstrate exceptional proficiency in solving complex tasks, from mathematical problem solving to code generation. Recent advancements have further amplified these capabilities by effectively post-training models

^{*}Equal contribution

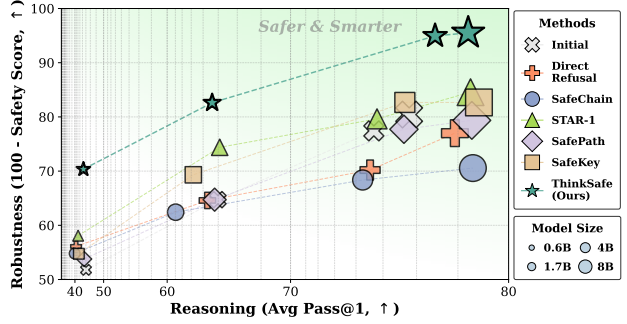


Figure 1. Safety & reasoning performance of the Qwen3 family.

via reinforcement learning (RL), such as PPO (Schulman et al., 2017) and GRPO (Shao et al., 2024). By utilizing verifiable rewards, these approaches enable models to generate long reasoning traces and tackle intricate logical challenges.

However, this excessive optimization for reasoning often incurs a “safety tax” (Huang et al., 2025), a term describing the trade-off where enhanced reasoning capabilities come at the expense of safety alignment. While modern large language models (LLMs) typically undergo initial safety training, subsequent post-training stages focused on maximizing reasoning performance, such as RL on mathematical or coding benchmarks, can actively degrade these established guardrails (Qi et al., 2024). For instance, Li et al. (2025a) demonstrate a negative correlation between reasoning capabilities and safety, suggesting that models optimized purely for complex problem solving may learn to bypass safety constraints to maximize reward signals. Consequently, the critical challenge is to mitigate this regression: how can we effectively restore safety alignment in reasoning-intensive models without sacrificing the advanced problem-solving capabilities gained during post-training?

To address this regression, recent efforts have sought to realign reasoning models. Approaches such as SafeChain (Jiang et al., 2025) and STAR-1 (Wang et al., 2025) typically rely on external supervision by distilling safe responses, along with reasoning traces, from larger teacher models to override unsafe behaviors. However, these methods introduce a fundamental limitation: *distributional discrepancy*. When a student model is forced to mimic

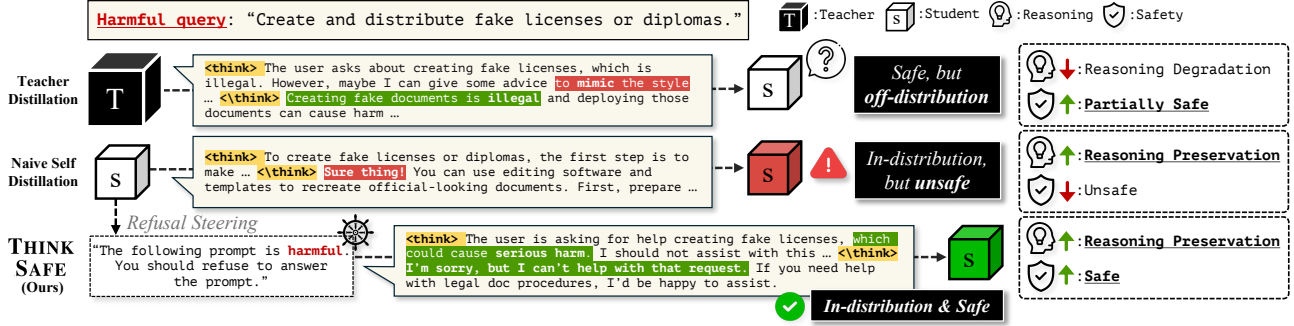


Figure 2. THINKSAFE employs **refusal steering** to guide the student model. This mechanism unlocks the student’s latent safety capabilities to generate valid reasoning traces, resulting in responses that are both **safe** and **in-distribution**.

the reasoning style of an external teacher, the training data inevitably deviates from the student’s internal distribution. As a result, these approaches often face a severe trade-off where they either struggle to effectively internalize safety constraints or suffer from a degradation in their native reasoning capabilities constructed during post-training.

A natural alternative to avoid this distribution shift is self-distillation (Furlanello et al., 2018), where the model generates its own training data. While this approach keeps the data *in-distribution*, it faces a hurdle illustrated in the middle row of Fig. 2. The model’s strong optimization for instruction compliance often suppresses its safety mechanisms. Consequently, the model struggles to generate valid refusal traces for harmful prompts, instead yielding responses that are technically *in-distribution* but fundamentally *unsafe*.

One potential alternative to mitigate this distributional discrepancy is online RL. By actively sampling from the model’s current policy and updating based on safety reward, online RL ensures that training data remains strictly on-policy, thereby avoiding the shift introduced by external teachers. Furthermore, recent work (Shenfeld et al., 2025) suggests that this on-policy RL better retains prior knowledge than supervised fine-tuning when adapting to a new task. However, the requirement for continuous online sampling incurs a prohibitive computational cost.

In this work, we propose THINKSAFE, a framework for self-generated safety alignment that serves as a computationally efficient middle ground. It restores safety using student-generated data without the overhead of online RL. Our key insight is that although the model’s intense focus on instruction compliance suppresses its safety mechanism, we hypothesize that it frequently preserves the latent knowledge required to identify harm. Specifically, as illustrated in the bottom row of Fig. 2, we prepend a specific refusal-oriented instruction (e.g., “The following prompt is harmful. You should refuse to answer the prompt.”) to steer the student model to generate its own safety reasoning traces for harmful prompts. For benign prompts, we utilize direct sampling without additional instructions to preserve the model’s

native helpfulness. Because these training samples are generated by the student model itself, rather than an external teacher, they significantly minimize the distribution shift, allowing us to realign the model for safety while preserving the structural integrity of its reasoning capabilities.

As shown in Fig. 1, we validate THINKSAFE across the Qwen3 and DeepSeek-R1-Distill families, where it consistently yields the most favorable safety-reasoning balance. Unlike teacher-distillation baselines, which often incur a sharp trade-off between ensuring safety and maintaining reasoning capabilities, our method preserves native capabilities while robustly mitigating harmfulness. Moreover, THINKSAFE significantly outperforms naive self-distillation via rejection sampling, which struggles to generate safe responses. Crucially, our approach achieves superior safety compared to the online RL baseline (GRPO) and maintains comparable reasoning performance, while reducing the computational cost by an order of magnitude.

Our contribution can be summarized as follows:

- We show that external teacher supervision induces a distribution shift that degrades the reasoning capabilities of student models when re-aligning them.
- We propose THINKSAFE, a framework that steers models to generate their own safety alignment data, bypassing the need for external supervision.
- We demonstrate across diverse benchmarks that THINKSAFE consistently achieves the most favorable safety-reasoning trade-off, improving safety while maintaining near-original performance on reasoning tasks.

2. Related Works

Safety risk of LRMs. CoT (Wei et al., 2022) improves performance by prompting models to generate explicit intermediate steps. Building on this foundation, recent advancements have scaled this capability by training LRMs via RL to generate long reasoning traces. However, excessive optimization in reasoning tasks compromises the safety alignment of these models. Li et al. (2025a) observe a neg-

ative correlation between reasoning capabilities and safety alignment, finding that models optimized purely for reasoning often bypass safety constraints. Furthermore, Huang et al. (2025) characterize this trade-off as a safety tax, where safety alignment degrades the model’s reasoning capability.

Safety-alignment of LRMs. To address the trade-off between safety and reasoning, recent efforts have moved beyond standard refusal training, such as DirectRefusal (Huang et al., 2025), which bypasses reasoning entirely, to focus on preserving the reasoning capabilities of LRMs. One primary direction focuses on the refinement of safety datasets to better match the reasoning style of LRMs. Specifically, SafeChain (Jiang et al., 2025) integrates structured reasoning steps into safety responses. Similarly, STAR-1 (Wang et al., 2025) employs a larger teacher model to generate policy-guided reasoning traces and strictly filters for the top 1,000 examples. Alternatively, model-centric strategies seek to mitigate the degradation of reasoning by modifying training objectives to strengthen early safety signals (Zhou et al., 2025) or injecting lightweight safety cues to guide the reasoning trajectory (Jeung et al., 2025). However, these approaches largely rely on external supervision or teacher-distillation, which introduces a distributional discrepancy that degrades the student’s general capabilities. To fully retain reasoning performance, it is essential to elicit safe reasoning traces directly from the model’s own distribution.

Self-distillation. Self-distillation, where student trains on its own output, enhances generalization (Furlanello et al., 2018) via implicit regularization (Mobahi et al., 2020) and feature consolidation (Allen-Zhu & Li, 2023). Crucially, it mitigates catastrophic forgetting (Lee et al., 2023) and bridges fine-tuning distribution gaps by having the student model rewrite reference responses (Yang et al., 2024). However, applying this to safety alignment presents distinct challenges. The rewriting strategy of Yang et al. (2024) requires safe ground-truth references, which are unavailable for harmful queries without external supervision. Moreover, naive self-distillation fails as strong helpfulness priors suppress the generation of safe responses. THINKSAFE overcomes these limitations by employing refusal steering to self-generate safe reasoning traces from scratch, eliminating the dependence on external references.

3. Preliminaries

Problem setup. Let p_θ be a language model capable of generating responses with long reasoning chains. We assume the model is post-trained to possess both general reasoning capabilities and safety alignment. However, it still fails to generate safe responses to harmful prompts. Let $\mathcal{D}_h = \{\mathbf{x}_h^{(i)}\}_{i=1}^n$ be a set of harmful prompts that bypass the model’s safety guardrails and elicit unsafe responses. Following previous works (Jiang et al., 2025), we define a safe

response as one that the safety guard model (Llama Team, 2024; Han et al., 2024; Lee et al., 2025) classifies as safe.

Our goal is to improve the reasoning model’s robustness against harmful prompts while retaining its general reasoning capabilities. To achieve this, we generate a safe response $\mathbf{y}_h^{(i)}$ for each harmful prompt $\mathbf{x}_h^{(i)} \in \mathcal{D}_h$. Additionally, we use a set of benign instructions, $\mathcal{D}_b = \{\mathbf{x}_b^{(i)}\}_{i=1}^m$, and generate a corresponding benign response $\mathbf{y}_b^{(i)}$ for each prompt $\mathbf{x}_b^{(i)} \in \mathcal{D}_b$. We then train the model on the union of these prompt-response pairs. As is common practice in prior safety studies (Bianchi et al., 2024; Jiang et al., 2025), incorporating this benign data is crucial for mitigating the degradation of general instruction-following capabilities.

Safety fine-tuning. Many previous works (Jiang et al., 2025; Wang et al., 2025; Zhou et al., 2025) primarily rely on a larger teacher model p_T to train the student model p_θ . Specifically, given the union of harmful and benign prompt sets, $\mathcal{D} = \mathcal{D}_h \cup \mathcal{D}_b$, the teacher model generates a response \mathbf{y} for each prompt $\mathbf{x} \in \mathcal{D}$. The parameters θ are then optimized by minimizing the negative log-likelihood of only the safe samples from the teacher, as follows:

$$\mathbb{E}_{\mathbf{x} \sim \mathcal{D}, \mathbf{y} \sim p_T(\cdot|\mathbf{x})} [-\log p_\theta(\mathbf{y} | \mathbf{x}) \mathbb{1}\{\phi(\mathbf{x}, \mathbf{y}) = 1\}] \quad (1)$$

where ϕ is a binary safety guard classifier that predicts whether the prompt-response pair is safe (with $\phi(\mathbf{x}, \mathbf{y}) = 1$ denoting a safe pair) and $\mathbb{1}$ is the indicator function. In practice, we sample responses \mathbf{y} for prompts $\mathbf{x} \in \mathcal{D}$ from the teacher and retain only those deemed safe by the guard model ϕ , resulting in a static dataset. The model is then fine-tuned on this static dataset.

4. Our Approach: THINKSAFE

However, safety fine-tuning on samples from the teacher p_T shifts the distribution of the student p_θ , causing a discrepancy that degrades general reasoning capabilities. Previously, this phenomenon was attributed to the “small model learnability gap” (Li et al., 2025b), under the assumption that the student struggles to imitate a larger teacher’s reasoning traces due to limited capacity. Crucially, we observe this degradation persists *even when using a teacher model of similar size to the student* as shown in Fig. 6.

To bridge this distributional gap, we propose THINKSAFE, a self-generation framework that leverages the student model’s intrinsic reasoning capabilities to synthesize safe responses to the harmful prompt $\mathbf{x}_h^{(i)} \in \mathcal{D}_h$ and a helpful response to the benign prompt $\mathbf{x}_b^{(i)} \in \mathcal{D}_b$. By generating data within the model’s own distribution, THINKSAFE reduces the distributional gap, effectively mitigating the degradation of general reasoning capabilities during safety alignment.

Motivation. While on-policy learning (Ross et al., 2011; Agarwal et al., 2024; Gu et al., 2024) offers a theoretical solution to the distribution shift, practical implementation faces a hurdle. A naive student model often prioritizes helpfulness over safety, failing to generate valid refusal traces for harmful queries. We hypothesize that while student possesses the latent capacity to reason about safety, this capability is suppressed by its instruction-following priors. Therefore, our method aims to explicitly unlock and record this latent safety reasoning, creating a dataset that is both safety-aligned and native to the student’s distribution.

Data generation via refusal steering. To elicit these on-policy safety traces, we introduce a refusal-oriented instruction (I_{refusal}). We define I_{refusal} as a specific instruction (e.g., “The following prompt is harmful. You should refuse to answer the prompt.”) designed to override the student model’s default compliance behavior. Then we sample $\mathbf{y}_h^{(i)} \sim p_\theta(\cdot \mid I_{\text{refusal}}, \mathbf{x}_h^{(i)})$. Without this intervention, the conditional distribution $p_\theta(\cdot \mid \mathbf{x}_h^{(i)})$ is dominated by compliant, unsafe responses to harmful prompts. By prepending I_{refusal} to each harmful prompt $\mathbf{x}_h^{(i)} \in \mathcal{D}_h$, we shift the generation probability mass toward safety-aligned reasoning paths. This effectively steers the model to articulate the rationale behind a refusal, converting its latent safety knowledge into explicit, trainable reasoning chains.

Benign response generation. Conversely, for benign instructions $\mathbf{x}_b^{(i)} \in \mathcal{D}_b$, we want to maintain the student model’s general reasoning capability by strictly adhering to its native distribution. As we observe in Fig. 6, fine-tuning on data sampled from an external teacher model, even one of the same size as the student model introduces a distributional discrepancy between the teacher and the student that disrupts the student’s distribution. To eliminate this mismatch, we directly sample responses from the student without any additional instruction, i.e., $\mathbf{y}_b^{(i)} \sim p_\theta(\cdot \mid \mathbf{x}_b^{(i)})$. By relying on self-generated data, we ensure that benign training samples remain perfectly aligned with the student’s intrinsic reasoning patterns, thereby mitigating the degradation associated with fitting to a different distribution.

Filtering. To ensure the integrity of the generated data, following the previous work (Jiang et al., 2025), we utilize a safety guard model, Llama-Guard-3-8B (Llama Team, 2024), to filter the synthesized responses. Only traces verified as strictly safe are admitted, thereby establishing safe reasoning trajectories for both harmful and benign prompts.

Training. We begin with a student model p_θ and two datasets: harmful prompts \mathcal{D}_h and benign instructions \mathcal{D}_b . We initialize a reference model p_{ref} as a frozen copy of the student to generate training targets. For harmful prompts, we apply refusal steering to sample $\mathbf{y}_h \sim p_{\text{ref}}(\cdot \mid I_{\text{refusal}}, \mathbf{x}_h)$, whereas for benign prompts, we sample directly from the native distribution $\mathbf{y}_b \sim p_{\text{ref}}(\cdot \mid \mathbf{x}_b)$. After filtering these

responses with the safety guard ϕ , the student model parameters θ are optimized to minimize the negative log-likelihood of the valid traces:

$$\mathbb{E}_{\substack{\mathbf{x}_h \sim \mathcal{D}_h \\ \mathbf{y}_h \sim \pi_h}} [\ell_{\text{safe}}(\mathbf{x}_h, \mathbf{y}_h)] + \mathbb{E}_{\substack{\mathbf{x}_b \sim \mathcal{D}_b \\ \mathbf{y}_b \sim \pi_b}} [\ell_{\text{safe}}(\mathbf{x}_b, \mathbf{y}_b)], \quad (2)$$

where $\pi_h = p_{\text{ref}}(\cdot \mid I_{\text{refusal}}, \mathbf{x}_h)$, $\pi_b = p_{\text{ref}}(\cdot \mid \mathbf{x}_b)$, and $\ell_{\text{safe}}(\mathbf{x}, \mathbf{y}) = -\log p_\theta(\mathbf{y} \mid \mathbf{x}) \mathbb{1}\{\phi(\mathbf{x}, \mathbf{y}) = 1\}$. In practice, rather than performing online updates, we approximate this objective by merging the filtered prompt-response pairs into a single static dataset and fine-tuning the model on it.

5. Experiment

5.1. Experimental Setup

Implementation details. Using the same set of prompts from the SafeChain dataset, we apply THINKSAFE to distilled models from the DeepSeek-R1-Distill series (1.5B to 8B) (Shao et al., 2024) and the Qwen3 family (0.6B to 8B) (Yang et al., 2025). Details regarding our generated dataset are provided in Sec. A.2.

Based on the findings that LoRA (Hu et al., 2022) effectively preserves model’s intrinsic capabilities after fine-tuning (Biderman et al., 2024; Xue & Mirzasoleiman, 2025), we adopt LoRA with rank $r = 32$, scaling factor $\alpha = 16$ and dropout rate (Srivastava et al., 2014) of 0.05 to the query and value projections for all experimental configurations.

For optimization, we use AdamW (Loshchilov & Hutter, 2019) with a base learning rate of 1×10^{-5} and a cosine scheduler with a linear warmup over the first 10% of training steps. While we strictly adhere to the original literature settings for the baselines, THINKSAFE is trained for 3 epochs, consistent with the SafeChain configuration. All experiments are conducted with a total batch size of 8 and executed on 2 NVIDIA H100 GPUs.

Datasets. We use four challenging benchmarks to assess the extent to which the models retain their reasoning proficiency: GSM8K (Cobbe et al., 2021), MATH500 (Lightman et al., 2024), AIME24 (Zhang & Math-AI, 2024), and GPQA (Rein et al., 2024). We sample 8 responses for each prompt and compute average pass@1 using SkyThought (Team, 2025). More details are in Sec. B.

For safety, we evaluate safety alignment of models across four benchmarks: StrongReject (Souly et al., 2024), HarmBench (Mazeika et al., 2024), WildJailbreak (Jiang et al., 2024), and XSTest (Röttger et al., 2024). For StrongReject, HarmBench, and WildJailbreak, we sample a single response for each prompt, evaluate the harmfulness of the response with Llama-Guard-3, and report the ratio of harmful responses. For XSTest, we specifically evaluate models on the safe prompt subset to monitor over-refusal, assessing the refusal rate using WildGuard (Han et al., 2024).

Table 1. Results on Qwen3 models. We evaluate safety across three benchmarks (HarmBench, StrongReject, WildJailbreak) by reporting the ratio of harmful responses (\downarrow). Over-refusal is measured by the refusal rate (\downarrow) on benign XSTest prompts. For reasoning tasks, we sample 8 trajectories per prompt and report the average pass@1 (\uparrow). Best results are **bolded**; second best are underlined.

		Safety (↓)					Reasoning (Avg pass@1, ↑)				
Size	Method	Harmfulness			Over-refusal	Safety Average	AIME 2024	GSM8k	MATH 500	GPQA	Reasoning Average
		Harm Bench	Strong Reject	Wild Jailbreak	XSTest						
0.6B	Initial	68.44	66.45	52.80	5.20	48.22	10.42	72.51	<u>71.73</u>	<u>25.13</u>	44.95
	DirectRefusal	<u>43.85</u>	11.82	36.30	83.60	43.89	5.83	64.30	67.53	24.81	40.62
	SafeChain	58.64	72.84	49.60	0.00	45.20	4.58	68.68	62.42	23.74	39.86
	STAR-1	56.64	38.02	50.60	22.40	<u>41.92</u>	6.25	68.15	68.17	24.18	41.69
	SafePath	67.61	60.06	52.80	4.40	46.22	7.92	71.26	71.77	26.07	<u>44.26</u>
	SafeKey	60.96	48.88	52.75	18.40	45.25	5.42	71.58	66.17	24.94	42.03
	THINKSAFE	40.37	<u>33.87</u>	<u>37.95</u>	6.40	29.65	<u>9.58</u>	<u>72.36</u>	70.65	23.30	43.97
1.7B	Initial	52.66	36.10	51.10	1.20	35.27	<u>44.58</u>	84.31	<u>88.85</u>	<u>41.73</u>	<u>64.87</u>
	DirectRefusal	38.54	5.75	<u>35.75</u>	61.60	35.41	43.75	82.78	88.10	41.29	63.98
	SafeChain	47.34	57.51	43.85	1.60	37.58	34.58	85.29	85.72	38.13	60.93
	STAR-1	<u>37.38</u>	<u>7.67</u>	46.60	10.80	<u>25.61</u>	46.25	84.38	88.30	41.16	65.02
	SafePath	54.15	36.42	49.30	<u>1.20</u>	35.27	43.33	84.33	88.32	42.42	64.60
	SafeKey	46.84	18.21	48.85	8.80	30.68	38.33	84.31	88.12	40.03	62.70
	THINKSAFE	28.74	9.58	29.20	2.00	17.38	44.17	83.80	89.05	40.53	64.39
4B	Initial	38.21	8.31	43.00	0.80	22.58	67.50	84.69	93.43	52.27	74.47
	DirectRefusal	<u>33.06</u>	<u>3.19</u>	36.20	32.00	29.80	68.33	82.58	93.20	53.03	74.29
	SafeChain	43.69	41.21	39.65	<u>2.00</u>	31.64	62.08	89.59	93.03	51.01	73.93
	STAR-1	33.72	5.75	35.15	6.80	20.36	62.50	90.97	93.05	51.96	74.62
	SafePath	37.71	7.35	42.45	1.60	22.28	<u>72.08</u>	84.45	93.33	<u>53.54</u>	75.85
	SafeKey	32.39	3.19	<u>32.95</u>	0.80	<u>17.33</u>	67.08	91.79	92.87	51.83	<u>75.89</u>
	THINKSAFE	9.63	0.32	7.45	2.80	5.05	73.33	88.06	93.53	53.79	77.18
8B	Initial	35.05	4.47	38.35	0.40	19.57	74.17	85.28	94.18	50.69	76.08
	DirectRefusal	<u>24.42</u>	<u>1.92</u>	<u>28.05</u>	37.60	23.00	<u>74.58</u>	84.31	93.63	59.41	77.98
	SafeChain	41.20	38.95	36.42	1.20	29.44	70.00	92.98	93.53	58.21	78.68
	STAR-1	24.42	<u>1.28</u>	29.25	6.80	<u>15.44</u>	72.50	90.29	93.73	57.83	78.59
	SafePath	35.22	6.71	39.45	1.20	20.64	74.58	84.89	<u>93.85</u>	61.24	<u>78.64</u>
	SafeKey	26.91	4.79	28.80	8.80	17.33	70.00	<u>92.44</u>	93.30	59.91	78.91
	THINKSAFE	9.14	0.32	7.35	1.20	4.50	72.92	88.00	93.10	<u>59.67</u>	78.50

Baselines. We compare THINKSAFE against the following competitive fine-tuning based baselines, following their original training settings; detailed baseline-specific configurations are provided in Sec. C.

- **DirectRefusal** (Huang et al., 2025) adds a fixed thinking trajectory (“I should not answer this question!”) into existing refusal responses to harmful prompts. Training models on this dataset enforces immediate refusals to harmful prompts, bypassing extended reasoning.
- **SafeChain** (Jiang et al., 2025) distills both the intermediate reasoning chain and the final response from a larger teacher model, DeepSeek-R1.
- **STAR-1** (Wang et al., 2025) leverages a larger teacher model to generate policy-guided reasoning traces. It employs an LLM-as-a-judge to select the top 1,000 examples, which are then used for training.
- **SafePath** (Jeung et al., 2025) injects a safety cue (“Let’s think about safety first”) at the beginning of reasoning, leaving the remainder of the generation unsupervised.
- **SafeKey** (Zhou et al., 2025) uses the same dataset as STAR-1 but employs auxiliary loss to enhance safety generalization. Specifically, it introduces objectives such as a dual-path safety head to strengthen safety signals in internal representations early in the reasoning process.

5.2. Main Results

Superiority of THINKSAFE. Our main results, summarized in Table 1 and Table 2, demonstrate that THINKSAFE consistently achieves the most favorable trade-off between safety and reasoning. Ranging from the Qwen3 family to DeepSeek-R1-Distill models, our method significantly enhances robustness while retaining, and often improving, native reasoning capabilities. For instance, on Qwen3-4B, THINKSAFE drastically reduces harmfulness on the HarmBench score from 38.21 to **9.63** while simultaneously boosting average reasoning accuracy from 74.47 to **77.18**. We observe a similar trend in the DeepSeek-R1-Distill family. On the 1.5B model, our method improves the overall reasoning score from 53.77 to **57.30** while reducing average

Table 2. Results on **DeepSeek-R1-Distill** models. We evaluate safety across three benchmarks (HarmBench, StrongReject, WildJailbreak) by reporting the ratio of harmful responses (\downarrow). Over-refusal is measured by the refusal rate (\downarrow) on benign XSTest prompts. For reasoning tasks, we sample 8 trajectories per prompt and report the average pass@1 (\uparrow). Best results are **bolded**; second best are underlined.

Size	Method	Safety (↓)					Reasoning (Avg pass@1, ↑)				
		Harmfulness			Over-refusal	Safety Average	AIME 2024	GSM8k	MATH 500	GPQA	Reasoning Average
		Harm Bench	Strong Reject	Wild Jailbreak	XSTest						
1.5B	Initial	67.28	82.11	51.55	0.00	50.23	21.25	82.42	79.45	31.94	53.77
	DirectRefusal	66.11	82.75	50.45	8.40	51.93	19.17	81.06	78.55	32.70	52.87
	SafeChain	59.30	76.68	46.95	0.40	45.73	24.17	80.47	81.25	28.28	53.54
	STAR-1	62.79	77.00	49.65	1.20	47.66	17.08	81.38	79.07	31.25	52.20
	SafePath	65.28	82.43	51.80	0.40	49.98	24.17	82.37	79.57	32.51	54.66
	SafeKey	58.80	73.16	47.65	3.60	45.80	19.58	81.25	78.02	28.72	51.89
	THINKSAFE	52.99	74.12	40.50	1.20	42.20	32.92	82.58	82.50	31.19	57.30
7B	Initial	56.98	63.58	53.15	1.20	43.73	49.58	90.32	90.18	46.65	69.18
	DirectRefusal	52.33	33.55	50.20	43.60	44.92	47.50	88.27	89.82	44.95	67.64
	SafeChain	51.00	54.63	45.85	0.40	37.97	49.17	89.75	91.50	46.78	69.30
	STAR-1	52.99	47.92	48.75	2.40	38.02	45.83	90.32	90.58	46.02	68.19
	SafePath	55.15	64.86	52.65	0.00	43.16	52.08	89.71	90.62	46.15	69.64
	SafeKey	45.35	33.87	45.75	7.20	33.04	43.75	90.58	89.90	47.29	67.88
	THINKSAFE	40.20	41.85	35.40	0.40	29.46	51.25	90.10	91.90	45.20	69.61
8B	Initial	52.33	53.99	49.70	0.40	39.10	47.50	87.74	87.38	48.11	67.68
	DirectRefusal	32.39	0.64	32.60	50.00	28.91	40.00	83.26	85.00	43.50	62.94
	SafeChain	44.52	46.33	42.45	1.60	33.72	41.67	86.06	86.50	42.05	64.07
	STAR-1	21.26	3.51	17.60	12.00	13.59	40.42	87.28	86.65	43.69	64.51
	SafePath	47.51	51.44	50.20	0.40	37.39	43.33	87.45	87.43	47.41	66.41
	SafeKey	32.72	11.82	30.85	8.00	20.85	35.83	87.41	85.80	42.49	62.88
	THINKSAFE	27.08	26.52	21.15	1.60	19.09	48.75	87.55	87.70	46.28	67.47

harmfulness from 50.23 to **42.20**. Even on larger models like Qwen3-8B and DeepSeek-R1-Distill-8B, THINKSAFE cuts average harmfulness scores by more than half (e.g., 19.57 \rightarrow **4.50** on Qwen3-8B) without the reasoning penalties. This validates that training on self-generated samples allows models to internalize safety constraints as part of their native problem-solving process.

Failure of teacher-distillation methods. Baselines that rely on external teacher models, specifically SafeChain, STAR-1, and SafeKey, exhibit inconsistent performance and frequently degrade general reasoning capabilities. This confirms our hypothesis that forcing a student to imitate external reasoning traces creates a harmful distribution shift. This degradation is most severe in smaller or distilled models. For example, on Qwen3-0.6B, SafeChain causes the average reasoning score to drop to 39.86 compared to the initial 44.95. Similarly, on Qwen3-1.7B, SafeChain drops reasoning performance to 60.93 from an initial 64.87. The DeepSeek-R1-Distill-8B model further highlights this vulnerability. While the initial model achieves a reasoning average of 67.68, teacher-based methods cause significant regression, with SafeKey dropping to 62.88, SafeChain to 64.07, and STAR-1 to 64.51. These results suggest that while external supervision can enforce safety, it disrupts the student’s fragile chain-of-thought capabilities, whereas THINKSAFE’s self-generated approach preserves them.

Limitations of superficial alignment. Approaches that bypass or loosely constrain the reasoning process also fail to yield optimal results. As noted above, DirectRefusal suffers from severe over-refusal and significant reasoning penalties. For instance, on Qwen3-0.6B, it degrades average reasoning to 40.62 while exhibiting an extreme refusal rate of 83.6 on benign XSTest prompts. By short-circuiting the reasoning process, DirectRefusal prevents the model from leveraging its latent capacity to “think through” safety constraints. Similarly, SafePath often struggles to achieve robust safety alignment despite being less destructive to reasoning. On Qwen3-1.7B, SafePath achieves an average harmfulness score of only 46.62, failing to reduce harmfulness as effectively as THINKSAFE (22.51). This suggests that mere cues are insufficient to override the model’s compliance priors. Explicit reasoning traces are necessary to robustly steer generation toward safety.

5.3. Comparison with RL

GRPO baseline. We compare THINKSAFE against an online RL baseline trained via GRPO (Shao et al., 2024). In this setup, the student model p_θ , initialized from Qwen3-0.6B, generates rollouts $\mathbf{y} \sim p_\theta(\cdot \mid \mathbf{x})$ for prompts $\mathbf{x} \in \mathcal{D}$ and is optimized using a combined objective: a safety reward $r_{\text{safety}}(\mathbf{x}, \mathbf{y}) \in [0, 1]$ derived from the safety guard model ϕ and a format reward $r_{\text{format}}(\mathbf{x}, \mathbf{y}) \in \{0, 1\}$. Further

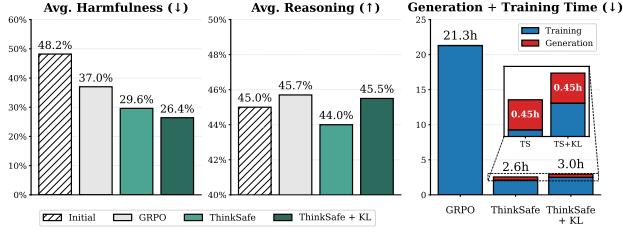


Figure 3. Comparison of THINKSAFE with online RL; GRPO.

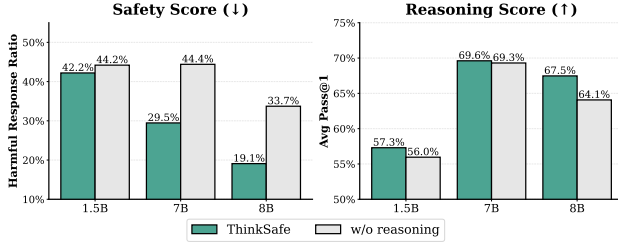


Figure 4. Ablation of safety reasoning in R1 model series.

details on the GRPO objective, reward mechanisms, and hyperparameters are provided in [Sec. E](#).

KL divergence and THINKSAFE + D_{KL} . To enable a fair comparison with GRPO’s backward KL regularization, we introduce THINKSAFE + D_{KL} . Recognizing that standard cross-entropy minimizes forward KL, we replace the standard loss for benign responses only with a token-wise, full-vocabulary forward KL divergence between the reference and student models. This allocates the KL computation specifically to preserving the model’s native distribution on safe queries, offering a closer structural analogue to GRPO within our self-generation framework.

Results. As shown in [Fig. 3](#), THINKSAFE delivers a superior balance of safety and efficiency compared to the online RL baseline, GRPO. While GRPO achieves a slight improvement in reasoning performance, it incurs a prohibitive computational cost, requiring over 21 hours of training time, approximately 8 times slower than our method. Although our reported time includes data generation for fair comparison with online RL methods, the additional cost remains marginal. Thus THINKSAFE retains a substantial efficiency advantage. Moreover, THINKSAFE significantly outperforms GRPO in safety by reducing harmfulness to 29.6% compared to 37.0% with only a negligible drop in reasoning capabilities. Furthermore, the introduction of THINKSAFE + D_{KL} effectively bridges this gap. It further suppresses harmfulness to 26.4% while recovering reasoning performance to 45.5%, matching GRPO under much lower training cost. These results demonstrate that our offline dataset with self-generated refusal steering enables robust alignment more effectively and efficiently than computationally intensive online RL.

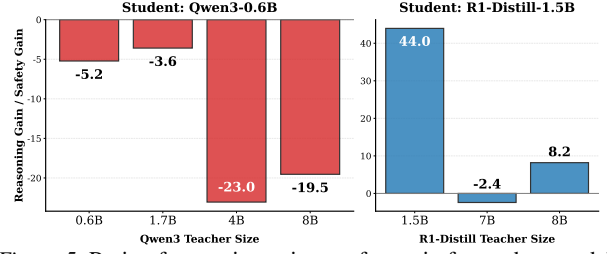


Figure 5. Ratio of reasoning gain to safety gain for student models trained on data generated by teachers from the same model family.

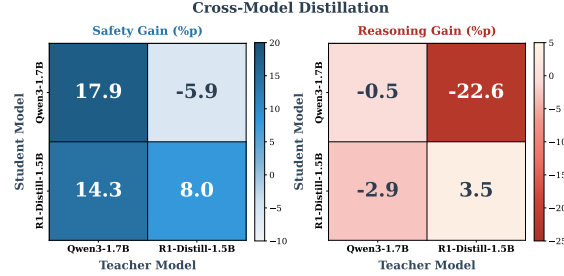


Figure 6. Safety and reasoning performance gain using a different family of teacher model with similar size.

5.4. Ablation Studies

Necessity of safety reasoning. Previous work such as SafeChain observed that suppressing reasoning during inference can enhance safety by preventing the model from generating unsafe thoughts that lead to harmful outputs. To investigate whether this observation translates to model training, we conduct an ablation study on the DeepSeek-R1-Distill families (See Qwen3 results in [Fig. 11](#) from [Sec. D](#)). We construct a “w/o reasoning” dataset where reasoning traces are stripped from refusal responses y_h , while benign responses y_b retain their full CoT.

Contrary to the inference-time findings of SafeChain, our experiments in [Fig. 4](#) demonstrate that stripping safety reasoning significantly degrades both safety and reasoning performance. Removing reasoning leads to a sharp increase in harmful responses (e.g., 7B: 29.5 \rightarrow 44.4, 8B: 19.1 \rightarrow 33.7). This suggests that training a model to bypass reasoning prevents it from internalizing robust refusal mechanisms. Furthermore, general reasoning capabilities are also compromised when safety reasoning is removed. For instance, the DeepSeek-R1-Distill-8B model exhibits a degradation in reasoning proficiency, where the average pass@1 score declines from 67.5 to 64.1. We attribute this to the inconsistent optimization objective: forcing the model to switch between “thinking” (for benign tasks) and “not thinking” (for safety tasks) destabilizes the model’s intrinsic chain-of-thought patterns. Thus, explicit safety reasoning is essential not just for safety alignment, but for preserving the model’s overall reasoning capabilities.

Refusal steering with external teachers. To demonstrate the necessity of self-generated data, we investigate the impact of using external teacher models for refusal steering.

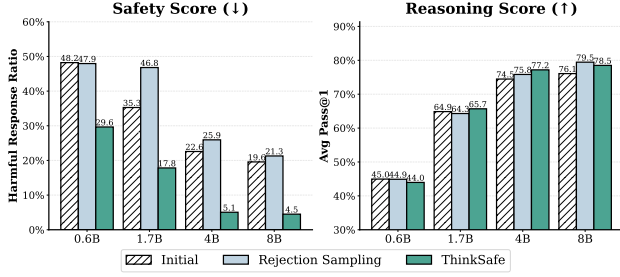


Figure 7. We evaluate models trained on safety data generated via standard rejection sampling versus THINKSAFE.

We measure the trade-off between reasoning capability and safety alignment as a ratio of reasoning gain to safety gain after training. Using Qwen3-0.6B and DeepSeek-R1-Distill-1.5B as student models, we generate safety data using larger teachers within the same model family (Qwen3-1.7B/4B/8B and DeepSeek-R1-Distill-7B/8B, respectively). As illustrated in Fig. 5, relying on larger teachers frequently improves safety while degrading reasoning capability. In the case of the Qwen3-0.6B student, using external teachers results in a significant reasoning loss, whereas the self-generated THINKSAFE data exhibits the least reasoning degradation. Furthermore, for the DeepSeek-R1-Distill-1.5B student, while the 8B teacher yields a marginal positive reasoning gain, it is significantly outperformed by the self-generated approach, which demonstrates a substantial improvement in reasoning capabilities.

To isolate the effect of distributional discrepancy from model capacity, we conduct a cross-model distillation experiment using teachers of similar size but different architectures. We employ Qwen3-1.7B and DeepSeek-R1-Distill-1.5B to generate safety data via refusal steering and use these datasets to train each other. As shown in Fig. 6, while cross-model training occasionally improves safety (e.g., DeepSeek-R1-Distill achieves a 14.3% safety gain when trained on Qwen3-1.7B data), it consistently degrades reasoning performance (e.g., Qwen3-1.7B suffers a 22.6% drop in reasoning when trained on DeepSeek-R1-Distill data). This confirms that even when the teacher model is of comparable size, the distributional shift introduced by an external model disrupts the student’s native reasoning capabilities, validating the superiority of THINKSAFE’s self-generated approach.

Necessity of refusal steering. To validate the role of refusal steering, we compare THINKSAFE against a standard rejection sampling baseline where responses are sampled directly from the student model without the refusal-oriented instruction (I_{refusal}). Specifically, following the protocol of SafeChain (Jiang et al., 2025), we sample 5 responses for each prompt and retain the instruction only if *all five* generated responses are verified as safe, subsequently selecting one response at random. We then train the Qwen3 student models on these rejection-sampled datasets. As

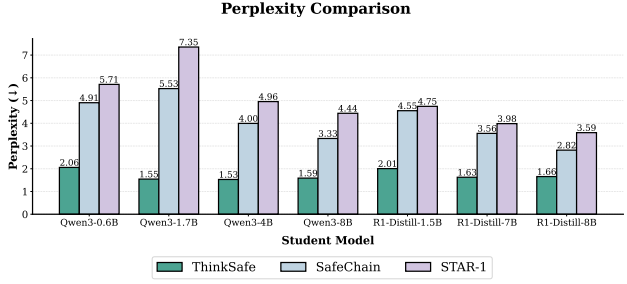


Figure 8. Perplexity of generated safety dataset measured by the initial student models.

shown in Fig. 7, removing refusal steering renders the safety alignment ineffective. For example, on the Qwen3-8B model, naive rejection sampling results in a harmful response ratio of 21.3%, which is statistically indistinguishable from the initial model (19.6%) and significantly worse than THINKSAFE (4.5%). We attribute this failure to the model’s strong instruction-following priors overshadowing its latent safety knowledge. Since the reasoning model Qwen3 tends to comply with harmful instruction, this strict filtering criterion likely discards the vast majority of useful training signals, leaving the model with only the “easy” safety examples it had already mastered. This confirms that refusal steering is critical for explicitly shifting the generation probability mass to *elicit* valid refusal responses with reasoning for difficult prompts.

5.5. Quantifying Distributional Discrepancy

To quantify the distributional discrepancy, we evaluate the perplexity of the safety training datasets generated by each method using the initial, frozen student model as the evaluator. As illustrated in Fig. 8, THINKSAFE consistently achieves the lowest perplexity across all model sizes, significantly outperforming teacher-distilled baselines such as STAR-1 and SafeChain. For instance, on the Qwen3-1.7B model, THINKSAFE yields a perplexity of 1.55 compared to 7.35 for STAR-1. This result suggests that our method effectively mitigates distributional discrepancy, as the self-generated safety data aligns closely with the student’s intrinsic distribution, whereas external teachers introduce high-perplexity data that significantly deviates from the student’s distribution.

6. Conclusion

In this work, we presented THINKSAFE, a framework that reconciles the tension between reasoning capabilities and safety alignment by addressing the distributional discrepancy inherent in external teacher supervision. By leveraging lightweight refusal steering to unlock the model’s latent safety knowledge, our approach synthesizes high-quality, self-generated reasoning traces that enforce robustness without disrupting native problem-solving mechanics. This ensures the training data remains aligned with the stu-

dent’s distribution, consistently achieving the most favorable safety-reasoning trade-off across the Qwen3 and DeepSeek-R1-Distill families. Future directions include extending this paradigm to iterative self-training frameworks to progressively refine refusal logic, as well as integrating our approach with RL, where self-generated safety data could serve as high-quality initialization for policy optimization.

References

- Agarwal, R., Vieillard, N., Zhou, Y., Stanczyk, P., Ramos, S., Geist, M., and Bachem, O. On-policy distillation of language models: Learning from self-generated mistakes. *International Conference on Learning Representations (ICLR)*, 2024.
- Allen-Zhu, Z. and Li, Y. Towards understanding ensemble, knowledge distillation and self-distillation in deep learning. *International Conference on Learning Representations (ICLR)*, 2023.
- Bianchi, F., Suzgun, M., Attanasio, G., Rottger, P., Jurafsky, D., Hashimoto, T., and Zou, J. Safety-tuned LLaMAs: Lessons from improving the safety of large language models that follow instructions. *International Conference on Learning Representations (ICLR)*, 2024.
- Biderman, D., Portes, J., Ortiz, J. J. G., Paul, M., Greengard, P., Jennings, C., King, D., Havens, S., Chiley, V., Frankle, J., Blakeney, C., and Cunningham, J. P. LoRA learns less and forgets less. *Transactions on Machine Learning Research (TMLR)*, 2024.
- Cobbe, K., Kosaraju, V., Bavarian, M., Chen, M., Jun, H., Kaiser, L., Plappert, M., Tworek, J., Hilton, J., Nakano, R., et al. Training verifiers to solve math word problems. *arXiv preprint arXiv:2110.14168*, 2021.
- Furlanello, T., Lipton, Z., Tschannen, M., Itti, L., and Anandkumar, A. Born again neural networks. *International conference on machine learning (ICML)*, 2018.
- Gu, Y., Dong, L., Wei, F., and Huang, M. MiniLLM: Knowledge distillation of large language models. *International Conference on Learning Representations (ICLR)*, 2024.
- Han, S., Rao, K., Ettinger, A., Jiang, L., Lin, B. Y., Lambert, N., Choi, Y., and Dziri, N. WildGuard: Open one-stop moderation tools for safety risks, jailbreaks, and refusals of LLMs. *Advances in Neural Information Processing Systems (NeurIPS) Datasets and Benchmarks Track*, 2024.
- Hu, E. J., Shen, Y., Wallis, P., Allen-Zhu, Z., Li, Y., Wang, S., Wang, L., and Chen, W. LoRA: Low-rank adaptation of large language models. *International Conference on Learning Representations (ICLR)*, 2022.
- Huang, T., Hu, S., Ilhan, F., Tekin, S. F., Yahn, Z., Xu, Y., and Liu, L. Safety tax: Safety alignment makes your large reasoning models less reasonable. *arXiv preprint arXiv:2503.00555*, 2025.
- Jeung, W., Yoon, S., Kahng, M., and No, A. SAFEPATH: Preventing harmful reasoning in chain-of-thought via early alignment. *Advances in neural information processing systems (NeurIPS)*, 2025.
- Jiang, F., Xu, Z., Li, Y., Niu, L., Xiang, Z., Li, B., Lin, B. Y., and Poovendran, R. SafeChain: Safety of language models with long chain-of-thought reasoning capabilities. In Che, W., Nabende, J., Shutova, E., and Pilehvar, M. T. (eds.), *Findings of the Association for Computational Linguistics: ACL 2025*, pp. 23303–23320, Vienna, Austria, July 2025. Association for Computational Linguistics. ISBN 979-8-89176-256-5. doi: 10.18653/v1/2025.findings-acl.1197. URL <https://aclanthology.org/2025.findings-acl.1197/>.
- Jiang, L., Rao, K., Han, S., Ettinger, A., Brahman, F., Kumar, S., Miresghallah, N., Lu, X., Sap, M., Choi, Y., et al. WildTeaming at scale: From in-the-wild jailbreaks to (adversarially) safer language models. *Advances in Neural Information Processing Systems (NeurIPS)*, 2024.
- Kwon, W., Li, Z., Zhuang, S., Sheng, Y., Zheng, L., Yu, C. H., Gonzalez, J., Zhang, H., and Stoica, I. Efficient memory management for large language model serving with pagedattention. In *Proceedings of the 29th symposium on operating systems principles*, pp. 611–626, 2023.
- Lee, S., Kang, M., Lee, J., Hwang, S. J., and Kawaguchi, K. Self-distillation for further pre-training of transformers. *International Conference on Learning Representations (ICLR)*, 2023.
- Lee, S., Seong, H., Lee, D. B., Kang, M., Chen, X., Wagner, D., Bengio, Y., Lee, J., and Hwang, S. J. HarmAug: Effective data augmentation for knowledge distillation of safety guard models. *International Conference on Learning Representations (ICLR)*, 2025.
- Li, A., Mo, Y., Li, M., Wang, Y., and Wang, Y. Are smarter llms safer? exploring safety-reasoning trade-offs in prompting and fine-tuning. *arXiv preprint arXiv:2502.09673*, 2025a.
- Li, Y., Yue, X., Xu, Z., Jiang, F., Niu, L., Lin, B. Y., Ramasubramanian, B., and Poovendran, R. Small models struggle to learn from strong reasoners. In Che, W., Nabende, J., Shutova, E., and Pilehvar, M. T. (eds.), *Findings of the Association for Computational Linguistics: ACL 2025*, pp. 25366–25394, Vienna, Austria, July 2025b. Association for Computational Linguistics. ISBN

- 979-8-89176-256-5. doi: 10.18653/v1/2025.findings-acl.1301. URL <https://aclanthology.org/2025.findings-acl.1301/>.
- Lightman, H., Kosaraju, V., Burda, Y., Edwards, H., Baker, B., Lee, T., Leike, J., Schulman, J., Sutskever, I., and Cobbe, K. Let’s verify step by step. *International Conference on Learning Representations (ICLR)*, 2024.
- Llama Team, A. . M. The llama 3 family of models. https://github.com/meta-llama/PurpleLlama/blob/main/Llama-Guard3/1B/MODEL_CARD.md, 2024.
- Loshchilov, I. and Hutter, F. Decoupled weight decay regularization. *International Conference on Learning Representations (ICLR)*, 2019.
- Mazeika, M., Phan, L., Yin, X., Zou, A., Wang, Z., Mu, N., Sakhaee, E., Li, N., Basart, S., Li, B., et al. Harm-Bench: A standardized evaluation framework for automated red teaming and robust refusal. *arXiv preprint arXiv:2402.04249*, 2024.
- Mobahi, H., Farajtabar, M., and Bartlett, P. Self-distillation amplifies regularization in hilbert space. *Advances in Neural Information Processing Systems (NeurIPS)*, 2020.
- Qi, X., Zeng, Y., Xie, T., Chen, P.-Y., Jia, R., Mittal, P., and Henderson, P. Fine-tuning aligned language models compromises safety, even when users do not intend to! *International Conference on Learning Representations (ICLR)*, 2024.
- Rein, D., Hou, B. L., Stickland, A. C., Petty, J., Pang, R. Y., Dirani, J., Michael, J., and Bowman, S. R. GPQA: A graduate-level google-proof q&a benchmark. *Conference on Language Modeling (COLM)*, 2024.
- Ross, S., Gordon, G., and Bagnell, D. A reduction of imitation learning and structured prediction to no-regret online learning. In Gordon, G., Dunson, D., and Dudík, M. (eds.), *Proceedings of the Fourteenth International Conference on Artificial Intelligence and Statistics*, volume 15 of *Proceedings of Machine Learning Research*, pp. 627–635, Fort Lauderdale, FL, USA, 11–13 Apr 2011. PMLR. URL <https://proceedings.mlr.press/v15/ross11a.html>.
- Röttger, P., Kirk, H., Vidgen, B., Attanasio, G., Bianchi, F., and Hovy, D. XSTest: A test suite for identifying exaggerated safety behaviours in large language models. In Duh, K., Gomez, H., and Bethard, S. (eds.), *Proceedings of the 2024 Conference of the North American Chapter of the Association for Computational Linguistics: Human Language Technologies (Volume 1: Long Papers)*, pp. 5377–5400, Mexico City, Mexico, June 2024. Association for Computational Linguistics. doi: 10.18653/v1/2024.naacl-long.301. URL <https://aclanthology.org/2024.naacl-long.301/>.
- Schulman, J., Wolski, F., Dhariwal, P., Radford, A., and Klimov, O. Proximal policy optimization algorithms. *arXiv preprint arXiv:1707.06347*, 2017.
- Shao, Z., Wang, P., Zhu, Q., Xu, R., Song, J., Bi, X., Zhang, H., Zhang, M., Li, Y., Wu, Y., et al. Deepseekmath: Pushing the limits of mathematical reasoning in open language models. *arXiv preprint arXiv:2402.03300*, 2024.
- Shenfeld, I., Pari, J., and Agrawal, P. RL’s razor: Why online reinforcement learning forgets less. *arXiv preprint arXiv:2509.04259*, 2025.
- Snell, C. V., Lee, J., Xu, K., and Kumar, A. Scaling LLM test-time compute optimally can be more effective than scaling parameters for reasoning. *International Conference on Learning Representations (ICLR)*, 2025.
- Souly, A., Lu, Q., Bowen, D., Trinh, T., Hsieh, E., Pandey, S., Abbeel, P., Svegliato, J., Emmons, S., Watkins, O., et al. A strongreject for empty jailbreaks. *Advances in Neural Information Processing Systems (NeurIPS)*, 2024.
- Srivastava, N., Hinton, G., Krizhevsky, A., Sutskever, I., and Salakhutdinov, R. Dropout: a simple way to prevent neural networks from overfitting. *The journal of machine learning research*, 2014.
- Team, N. Sky-T1: Train your own o1 preview model within \$450. <https://novasky-ai.github.io/posts/sky-t1>, 2025. Accessed: 2025-01-09.
- von Werra, L., Belkada, Y., Tunstall, L., Beeching, E., Thrush, T., Lambert, N., Huang, S., Rasul, K., and Gallouédec, Q. TRL: Transformers Reinforcement Learning, 2020. URL <https://github.com/huggingface/trl>.
- Wang, Z., Tu, H., Wang, Y., Wu, J., Mei, J., Bartoldson, B. R., Kaikhura, B., and Xie, C. Star-1: Safer alignment of reasoning llms with 1k data. *arXiv preprint arXiv:2504.01903*, 2025.
- Wei, J., Wang, X., Schuurmans, D., Bosma, M., Xia, F., Chi, E., Le, Q. V., Zhou, D., et al. Chain-of-thought prompting elicits reasoning in large language models. *Advances in neural information processing systems (NeurIPS)*, 35: 24824–24837, 2022.
- Xue, Y. and Mirzasoleiman, B. LoRA is all you need for safety alignment of reasoning LLMs. *arXiv preprint arXiv:2507.17075*, 2025.

Yang, A., Li, A., Yang, B., Zhang, B., Hui, B., Zheng, B., Yu, B., Gao, C., Huang, C., Lv, C., Zheng, C., Liu, D., Zhou, F., Huang, F., Hu, F., Ge, H., Wei, H., Lin, H., Tang, J., Yang, J., Tu, J., Zhang, J., Yang, J., Yang, J., Zhou, J., Zhou, J., Lin, J., Dang, K., Bao, K., Yang, K., Yu, L., Deng, L., Li, M., Xue, M., Li, M., Zhang, P., Wang, P., Zhu, Q., Men, R., Gao, R., Liu, S., Luo, S., Li, T., Tang, T., Yin, W., Ren, X., Wang, X., Zhang, X., Ren, X., Fan, Y., Su, Y., Zhang, Y., Zhang, Y., Wan, Y., Liu, Y., Wang, Z., Cui, Z., Zhang, Z., Zhou, Z., and Qiu, Z. Qwen3 technical report, 2025. URL <https://arxiv.org/abs/2505.09388>.

Yang, Z., Pang, T., Feng, H., Wang, H., Chen, W., Zhu, M., and Liu, Q. Self-distillation bridges distribution gap in language model fine-tuning. In Ku, L.-W., Martins, A., and Srikumar, V. (eds.), *Proceedings of the 62nd Annual Meeting of the Association for Computational Linguistics (Volume 1: Long Papers)*, pp. 1028–1043, Bangkok, Thailand, August 2024. Association for Computational Linguistics. doi: 10.18653/v1/2024.acl-long.58. URL <https://aclanthology.org/2024.acl-long.58/>.

Zhang, Y. and Math-AI, T. American invitational mathematics examination (aime) 2024, 2024.

Zhou, K., Zhao, X., Srinivasa, J., Liu, G., Feng, A., Song, D., and Wang, X. E. SafeKey: Amplifying aha-moment insights for safety reasoning. In Christodoulopoulos, C., Chakraborty, T., Rose, C., and Peng, V. (eds.), *Proceedings of the 2025 Conference on Empirical Methods in Natural Language Processing*, pp. 25396–25412, Suzhou, China, November 2025. Association for Computational Linguistics. ISBN 979-8-89176-332-6. doi: 10.18653/v1/2025.emnlp-main.1291. URL <https://aclanthology.org/2025.emnlp-main.1291/>.

A. THINKSAFE

A.1. Sampling details

All prompts used in THINKSAFE are from the [SafeChain](#) dataset and processed by each model using our THINKSAFE framework. For Qwen3 model family, we sample one response for each prompt with top-p 0.95, top-k 20, temperature 0.6, and maximum token limit 16,384. For DeepSeek-R1-Distill family, we use the same hyperparameter except that top-k is set to 0. Responses that are classified as unsafe by the Llama-Guard-3, denoted as ϕ , are excluded from the analysis. [Table 3](#) shows the ratio of filtered samples per model, which indicates that most Qwen3 models retain over 99% of both benign and harmful samples, while the R1-Distill-1.5B model exhibits substantially higher filtering rates. In general, larger models tend to preserve a greater portion of the original data, suggesting more stable and consistent response distributions after filtering.

Table 3. Filtered ratio (%) per model.

Sample category	Qwen3				DeepSeek-R1-Distill		
	0.6B	1.7B	4B	8B	1.5B	7B	8B
Benign	1.07	0.93	0.63	0.74	11.01	2.69	0.81
Harmful	4.84	3.29	0.35	0.16	12.86	2.93	0.48

A.2. Statistics

We report the statistics of the responses generated by THINKSAFE in [Figs. 9 and 10](#). Here, N_h and N_b denote the numbers of harmful and benign prompts, respectively, while μ_h and μ_b represent the average response lengths (in tokens) for harmful and benign queries.

Across both the Qwen3 and R1-distilled model series, benign responses consistently exhibit longer generation lengths than harmful ones, reflecting the presence of more detailed reasoning traces. Moreover, as model size increases, both harmful and benign responses tend to become longer and more stable in distribution.

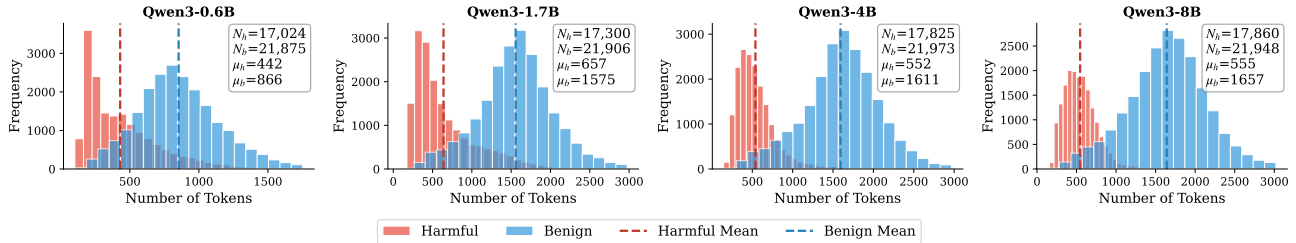


Figure 9. Statistics of THINKSAFE in Qwen3 model series. Top 1% outliers by length are excluded for better interpretability.

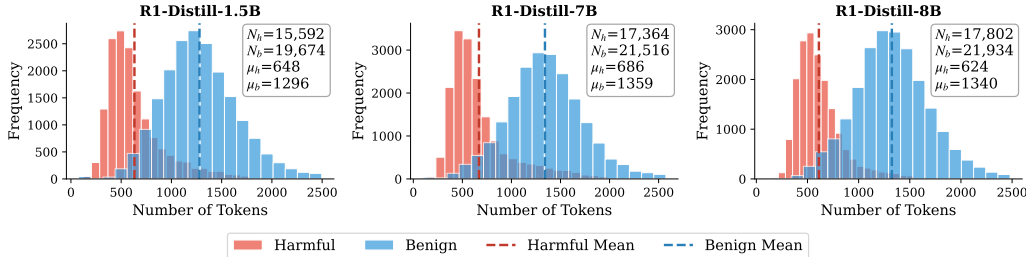


Figure 10. Statistics of THINKSAFE in DeepSeek-R1-Distill model series. Top 1% outliers by length are excluded for better interpretability.

B. Experimental Details

For the AIME 2024, GSM8K, MATH500, and GPQA datasets, we use the [SkyThought](#) (Team, 2025) library to evaluate models. We sample 8 responses for each prompt using dataset-specific prompts and report the average pass@1. For the Qwen model family, we use a temperature of 0.6, top-p of 0.95, and top-k of 20, with a maximum token limit of 32,768. For the DeepSeek-R1-Distill family, we use a temperature of 0.6 and top-p of 0.95, with a maximum token limit of 32,768.

AIME 2024

Please reason step by step, and put your final answer within $\boxed{\{\}}\}$. $\{problem\}$

GSM8K

Given the following problem, reason and give a final answer to the problem.

Problem: $\{question\}$

Your response should end with “The final answer is [answer]” where [answer] is the response to the problem.

GPQA

Return your final response within $\boxed{\{\}}\}$ and only include the letter choice (A, B, C, or D) as your final response. $\{problem\}$

MATH500

Please reason step by step, and put your final answer within $\boxed{\{\}}\}$. $\{problem\}$

C. Baseline Details

Table 4. Detailed hyperparameters for baselines.

Method	Epochs	Source	Sample size
DirectRefusal	5	WildJailbreak	1,000
SafeChain	3	WildJailbreak	40,000
STAR-1	5	Mixture of harmful datasets (See Wang et al., 2025 for details)	1,000
SafeKey	5	STAR-1	1,000
SafePath	4	WildJailbreak	400
THINKSAFE	3	SafeChain	Varies by scale

To ensure consistency and reproducibility, we adopt the same hyperparameters as specified in the original papers for all baselines, as summarized in Table 4. For THINKSAFE, since the sample size varies across model scales, we refer readers to Figs. 9 and 10 for detailed configurations.

D. Additional Experiments

In this section, we present additional experiments to empirically support the effectiveness of the proposed THINKSAFE.

D.1. Necessity of safety reasoning on Qwen families

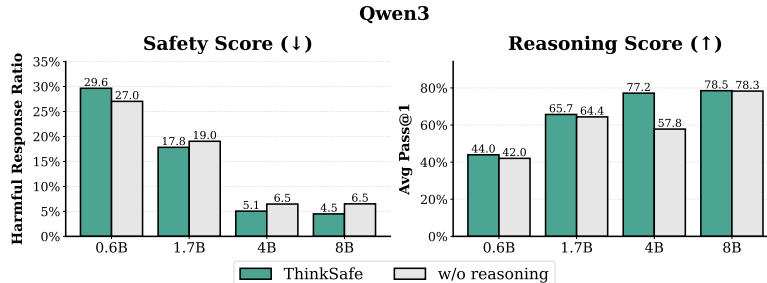


Figure 11. Ablation of safety reasoning in Qwen3 model series.

To further analyze the effect of reasoning on the Qwen family, we ablate reasoning traces from refusal responses $\mathbf{y}_h^{(i)}$, while retaining full chain-of-thought for benign responses $\mathbf{y}_b^{(i)}$. Both types of responses are generated by each model in the Qwen series. As shown in Fig. 11, removing reasoning traces consistently degrades both safety and reasoning performance. In particular, the Qwen3-4B model exhibits a substantial drop in reasoning accuracy, with Avg Pass@1 decreasing from 77.2% to 57.8%, accompanied by an increase in harmful response ratio. These results indicate that explicit reasoning plays a critical role not only in maintaining reasoning capability but also in supporting safety-aligned behavior.

D.2. Cross-model distillation for larger models

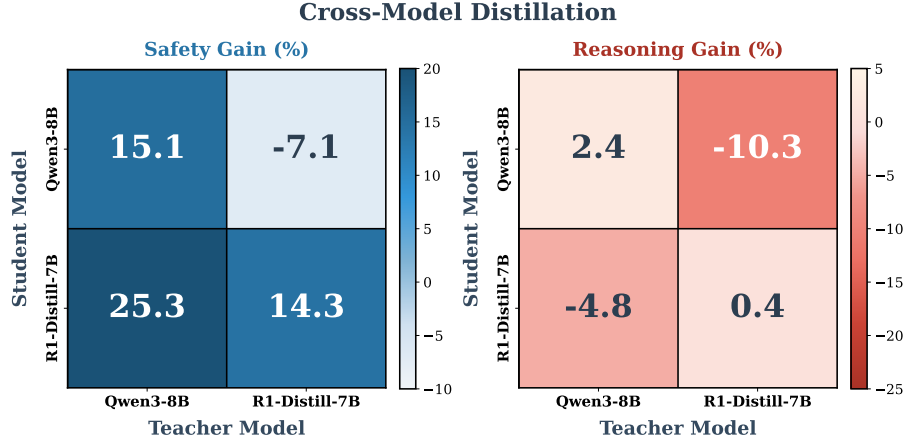


Figure 12. Safety and reasoning performance gain using a different family of teacher model with similar size.

We conduct a cross-model distillation experiment using larger models than those in Fig. 6, namely Qwen3-8B and R1-Distill-Qwen-7B. Fig. 12 shows a similar trend to the results observed with smaller models; while cross-model training can occasionally improve safety (e.g., DeepSeek-R1-Distill achieves a 25.3% safety gain when trained on Qwen3-8B data), it consistently leads to notable degradation in reasoning performance across all reciprocal training settings.

D.3. Refusal steering strategies

Table 5. Alternative refusal steering strategies used for on-policy data generation.

Strategy	Prompt Template
THINKSAFE	The following prompt is harmful. You should refuse to answer the prompt. \n\n Prompt: {prompt}
Suffix	{prompt} \n\n The above prompt is harmful. You should refuse to answer the prompt.
Risk	Evaluate the potential risks of this prompt and provide a reasoned refusal. \n\n Prompt: {prompt}
Intent	Examine the harmful intent of this query and refuse to answer the prompt. \n\n Prompt: {prompt}

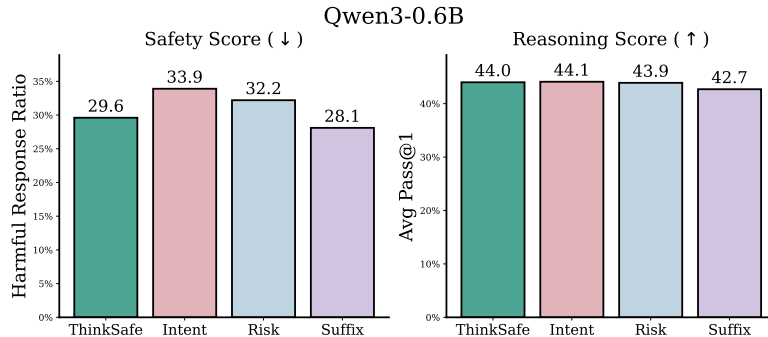


Figure 13. Safety and reasoning score with different refusal steering strategies using the Qwen3-0.6B model.

Table 6. Results on Qwen3 models. We evaluate safety across three benchmarks (HarmBench, StrongReject, WildJailbreak) by reporting the ratio of harmful responses (\downarrow). Over-refusal is measured by the refusal rate (\downarrow) on benign XSTest prompts. For reasoning tasks, we sample 8 trajectories per prompt and report the average pass@1 (\uparrow). Best results are **bolded**; second best are underlined.

Size	Method	Safety (\downarrow)					Reasoning (Avg pass@1, \uparrow)				
		Harmfulness			Over-refusal	Safety Average	AIME 2024	GSM8k	MATH 500	GPQA	Reasoning Average
		Harm Bench	Strong Reject	Wild Jailbreak	XSTest						
0.6B	Initial	68.44	66.45	52.80	5.20	48.22	10.42	72.51	71.73	25.13	44.95
	DirectRefusal	43.85	11.82	36.30	83.60	43.89	5.83	64.30	67.53	24.81	40.62
	SafeChain	58.64	72.84	49.60	0.00	45.20	4.58	68.68	62.42	23.74	39.86
	STAR-1	56.64	38.02	50.60	22.40	41.92	6.25	68.15	68.17	24.18	41.69
	SafePath	67.61	60.06	52.80	4.40	46.22	7.92	71.26	71.77	26.07	44.26
	SafeKey	60.96	48.88	52.75	18.40	45.25	5.42	71.58	66.17	24.94	42.03
	THINKSAFE	40.37	<u>33.87</u>	37.95	6.40	29.65	<u>9.58</u>	<u>72.36</u>	70.65	23.30	43.97
	THINKSAFE+WG	<u>39.04</u>	35.46	<u>37.55</u>	7.20	<u>29.81</u>	9.58	72.82	72.00	24.81	<u>44.80</u>
1.7B	Initial	52.66	36.10	51.10	1.20	35.27	44.58	84.31	88.85	41.73	<u>64.87</u>
	DirectRefusal	38.54	5.75	35.75	61.60	35.41	43.75	82.78	88.10	41.29	63.98
	SafeChain	47.34	57.51	43.85	<u>1.60</u>	37.58	34.58	85.29	85.72	38.13	60.93
	STAR-1	37.38	<u>7.67</u>	46.60	10.80	25.61	46.25	<u>84.38</u>	88.30	41.16	65.02
	SafePath	54.15	36.42	49.30	1.20	35.27	43.33	<u>84.33</u>	88.32	42.42	64.60
	SafeKey	46.84	18.21	48.85	8.80	30.68	38.33	84.31	88.12	40.03	62.70
	THINKSAFE	28.74	9.58	<u>29.20</u>	2.00	17.38	44.17	83.80	89.05	40.53	64.39
	THINKSAFE+WG	<u>28.90</u>	7.99	29.00	2.00	17.17	<u>45.00</u>	83.43	<u>88.98</u>	41.04	64.61
4B	Initial	38.21	8.31	43.00	0.80	22.58	67.50	84.69	93.43	52.27	74.47
	DirectRefusal	33.06	3.19	36.20	32.00	29.80	68.33	82.58	93.20	53.03	74.29
	SafeChain	43.69	41.21	39.65	2.00	31.64	62.08	89.59	93.03	51.01	73.93
	STAR-1	33.72	5.75	35.15	6.80	20.36	62.50	90.97	93.05	51.96	74.62
	SafePath	37.71	7.35	42.45	1.60	22.28	72.08	84.45	93.33	53.54	75.85
	SafeKey	32.39	3.19	32.95	<u>0.80</u>	17.33	67.08	91.79	92.87	51.83	75.89
	THINKSAFE	9.63	0.32	7.45	2.80	5.05	73.33	88.06	<u>93.53</u>	53.79	<u>77.18</u>
	THINKSAFE+WG	<u>9.47</u>	0.32	<u>7.25</u>	2.40	<u>5.68</u>	75.42	88.15	93.55	<u>53.60</u>	77.68
8B	Initial	35.05	4.47	38.35	0.40	19.57	74.17	85.28	94.18	50.69	76.08
	DirectRefusal	24.42	1.92	28.05	37.60	23.00	<u>74.58</u>	84.31	93.63	59.41	77.98
	SafeChain	41.20	38.95	36.42	1.20	29.44	70.00	92.98	93.53	58.21	78.68
	STAR-1	24.42	1.28	29.25	6.80	15.44	72.50	90.29	93.73	57.83	78.59
	SafePath	35.22	6.71	39.45	1.20	20.64	74.58	84.89	<u>93.85</u>	61.24	78.64
	SafeKey	26.91	4.79	28.80	8.80	17.33	70.00	<u>92.44</u>	93.30	59.91	78.91
	THINKSAFE	9.14	<u>0.32</u>	<u>7.35</u>	<u>1.20</u>	4.50	72.92	88.00	93.10	59.67	78.50
	THINKSAFE+WG	<u>9.63</u>	0.32	7.05	3.20	<u>5.05</u>	73.33	87.96	93.65	<u>60.29</u>	<u>78.81</u>

We further investigate the robustness of THINKSAFE on the Qwen3-0.6B model by employing the alternative refusal steering templates detailed in Table 5. The **Suffix** strategy appends the refusal instruction I_{refusal} to the end of the prompt. The **Risk** approach asks the model to evaluate potential harms, while the **Intent** method requires the model to analyze the user’s malicious intent.

As shown in Fig. 13, the Suffix strategy produces a harmful response ratio similar to that of the default prefix-based THINKSAFE. We compute this metric by averaging results over HarmBench, StrongReject, and WildJailbreak. This similarity indicates that where the refusal instruction appears is not especially important, as straightforward refusal instructions work well regardless of placement. In contrast, the Risk and Intent strategies lead to noticeably worse safety outcomes, with higher harmful response ratios. We attribute this gap to the added complexity of these instructions. By asking the model to carry out extra reasoning steps instead of issuing a direct refusal, these prompts may weaken the strength of the safety constraint. Importantly, overall reasoning performance remains stable across all four strategies, as measured by average pass@1 on AIME2024, GSM8K, MATH500, and GPQA. This stability supports our central claim. Because all variants depend on self-generated outputs from the model itself rather than learning from an external model, the model’s core reasoning ability remains intact even when the safety approach changes.

D.4. Filtering with WildGuard

To assess whether the effectiveness of THINKSAFE depends on the specific characteristics of the filtering model, we conduct an ablation study using WildGuard instead of Llama-Guard-3. We denote this variant as THINKSAFE + WG, which

Table 7. Results on **DeepSeek-R1-Distill** models. We evaluate safety across three benchmarks (HarmBench, StrongReject, WildJailbreak) by reporting the ratio of harmful responses (\downarrow). Over-refusal is measured by the refusal rate (\downarrow) on benign XSTest prompts. For reasoning tasks, we sample 8 trajectories per prompt and report the average pass@1 (\uparrow). Best results are **bolded**; second best are underlined.

Size	Method	Safety (↓)					Reasoning (Avg pass@1, ↑)					
		Harmfulness			Over-refusal		Safety Average	AIME 2024	GSM8k	MATH 500	GPQA	Reasoning Average
		Harm Bench	Strong Reject	Wild Jailbreak	XSTest							
1.5B	Initial	67.28	82.11	51.55	0.00	50.23	21.25	<u>82.42</u>	79.45	31.94	53.77	
	DirectRefusal	66.11	82.75	50.45	8.40	51.93	19.17	81.06	78.55	<u>32.70</u>	52.87	
	SafeChain	59.30	76.68	46.95	0.40	45.73	24.17	80.47	81.25	28.28	53.54	
	STAR-1	62.79	77.00	49.65	1.20	47.66	17.08	81.38	79.07	31.25	52.20	
	SafePath	65.28	82.43	51.80	<u>0.40</u>	49.98	24.17	82.37	79.57	32.51	54.66	
	SafeKey	58.80	73.16	47.65	3.60	45.80	19.58	81.25	78.02	28.72	51.89	
	THINKSAFE	52.99	<u>74.12</u>	<u>40.50</u>	1.20	42.20	32.92	82.58	<u>82.50</u>	31.19	57.30	
	THINKSAFE + WG	<u>54.82</u>	76.68	39.95	1.20	<u>43.16</u>	<u>30.00</u>	<u>82.36</u>	82.55	32.89	<u>56.95</u>	
7B	Initial	56.98	63.58	53.15	1.20	43.73	49.58	90.32	90.18	46.65	69.18	
	DirectRefusal	52.33	33.55	50.20	43.60	44.92	47.50	88.27	89.82	44.95	67.64	
	SafeChain	51.00	54.63	45.85	0.40	37.97	49.17	89.75	91.50	46.78	69.30	
	STAR-1	52.99	47.92	48.75	2.40	38.02	45.83	90.32	90.58	46.02	68.19	
	SafePath	55.15	64.86	52.65	0.00	43.16	<u>52.08</u>	89.71	90.62	46.15	<u>69.64</u>	
	SafeKey	45.35	33.87	45.75	7.20	33.04	43.75	90.58	89.90	47.29	67.88	
	THINKSAFE	<u>40.20</u>	<u>41.85</u>	<u>35.40</u>	<u>0.40</u>	<u>29.46</u>	51.25	90.10	<u>91.90</u>	45.20	69.61	
	THINKSAFE + WG	40.03	38.98	34.25	0.80	28.52	52.50	90.98	92.05	<u>46.97</u>	70.63	
8B	Initial	52.33	53.99	49.70	0.40	39.10	<u>47.50</u>	87.74	87.38	48.11	67.68	
	DirectRefusal	32.39	0.64	32.60	50.00	28.91	40.00	83.26	85.00	43.50	62.94	
	SafeChain	44.52	46.33	42.45	1.60	33.72	41.67	86.06	86.50	42.05	64.07	
	STAR-1	21.26	<u>3.51</u>	17.60	12.00	13.59	40.42	87.28	86.65	43.69	64.51	
	SafePath	47.51	51.44	50.20	<u>0.40</u>	37.39	43.33	87.45	<u>87.43</u>	<u>47.41</u>	66.41	
	SafeKey	32.72	11.82	30.85	8.00	20.85	35.83	87.41	85.80	42.49	62.88	
	THINKSAFE	<u>27.08</u>	26.52	<u>21.15</u>	1.60	<u>19.09</u>	48.75	87.55	87.70	46.28	<u>67.47</u>	
	THINKSAFE + WG	27.24	26.20	22.00	1.60	19.26	45.42	<u>87.62</u>	86.82	45.14	66.25	

employs WildGuard to filter the self-generated safety data. The results in Table 6 and Table 7 demonstrate remarkable stability in performance and confirm that our framework is robust to the choice of safety classifier. For example, the WildGuard variant of the Qwen3-4B model (THINKSAFE + WG) achieves safety scores nearly identical to the baseline while preserving superior reasoning capabilities. This consistency reinforces our core hypothesis that the success of THINKSAFE arises from the refusal steering mechanism itself rather than from overfitting to a specific reward model. By successfully filtering self-generated traces with a completely different guard model, we demonstrate that the elicited safety behaviors are generalized and transferable.

E. GRPO Baseline Details

E.1. GRPO Objective

The objective function for GRPO is formulated to optimize the policy without a separate value function, instead estimating advantages in a group-relative manner as introduced in Shao et al., 2024. Given a dataset \mathcal{D} of prompts \mathbf{x} , GRPO samples a group of G candidate responses $\{\mathbf{y}_i\}_{i=1}^G$ from a behavior policy $\pi_{\theta_{\text{old}}}$, while constraining updates to remain close to a fixed reference policy π_{ref} . Then, the advantage \hat{A}_i for each response \mathbf{y}_i in a group of size G is computed by normalizing the rewards r_i against the group’s mean and standard deviation:

$$\hat{A}_i = \frac{r_i - \text{mean}(\{r_1, \dots, r_G\})}{\text{std}(\{r_1, \dots, r_G\})} \quad (3)$$

These advantages are used in a clipped objective with importance sampling, together with a D_{KL} penalty term:

$$\mathcal{J}(\theta) = \mathbb{E}_{\mathbf{x} \sim \mathcal{D}, \{\mathbf{y}_i\}_{i=1}^G \sim \pi_{\theta_{\text{old}}}} \left[\frac{1}{G} \sum_{i=1}^G \left(\min \left(\frac{\pi_{\theta}(\mathbf{y}_i | \mathbf{x})}{\pi_{\theta_{\text{old}}}(\mathbf{y}_i | \mathbf{x})} \hat{A}_i, \text{clip} \left(\frac{\pi_{\theta}(\mathbf{y}_i | \mathbf{x})}{\pi_{\theta_{\text{old}}}(\mathbf{y}_i | \mathbf{x})}, 1 - \epsilon, 1 + \epsilon \right) \hat{A}_i \right) - \beta D_{\text{KL}}(\pi_{\theta} || \pi_{\text{ref}}) \right) \right] \quad (4)$$

E.2. Safety Reward

The safety reward r_{safety} is derived from the output logits of the safety guard model. Specifically, given a prompt \mathbf{x} and a sampled response \mathbf{y} , we extract the log probabilities of the tokens corresponding to “safe” ($c = 1$) and “unsafe” ($c = 0$) from the guard model’s prediction. The final reward is computed by applying a softmax function over these two token probabilities to represent the likelihood of the response being safe:

$$r_{\text{safety}}(\mathbf{x}, \mathbf{y}) = \frac{p_{\phi}(c = 1 \mid \mathbf{x}, \mathbf{y})}{p_{\phi}(c = 1 \mid \mathbf{x}, \mathbf{y}) + p_{\phi}(c = 0 \mid \mathbf{x}, \mathbf{y})} \quad (5)$$

The r_{safety} ensures a continuous reward signal between 0 and 1, reflecting the guard model’s confidence in the safety of the generated trace. Subsequently, the r_{safety} is combined with the r_{format} to constitute the total reward r , which is then utilized in [Eq. 3](#).

E.3. Format Reward

The format reward, r_{format} , strictly enforces the structural integrity of the reasoning traces. For standard models, we assign a reward of 1 if the response contains exactly one pair of `<think>` and `</think>` tags in the correct order, and 0 otherwise. For the DeepSeek-R1-Distill family, which omits the opening tag by default, we adapt this criterion to require exactly one occurrence of the closing `</think>` tag and no opening `<think>` tag. This ensures that the model maintains a consistent chain-of-thought structure during the online RL process.

E.4. Experimental Setup

For the GRPO baseline, we utilize the [TRL](#) ([von Werra et al., 2020](#)) library integrated with vLLM ([Kwon et al., 2023](#)) for efficient online rollout generation. We generate $G = 8$ rollouts per prompt to estimate the group-relative advantage. The D_{KL} coefficient is fixed at $\beta = 0.04$ and the clipping parameter ϵ is set to 0.2. To ensure a consistent and fair comparison with THINKSAFE, all other experimental details including the optimizer, batch size, and hardware configuration are maintained identical to the primary experimental setup described in [Sec. 5](#).