

Sifting the Noise: A Comparative Study of LLM Agents in Vulnerability False Positive Filtering

YUNPENG XIONG, University of Melbourne, Australia

TING ZHANG*, Monash University, Australia

Static Application Security Testing (SAST) tools are essential for identifying software vulnerabilities, but they often produce a high volume of false positives (FPs), imposing a substantial manual triage burden on developers. Recent advances in Large Language Model (LLM) agents offer a promising direction by enabling iterative reasoning, tool use, and environment interaction to refine SAST alerts. However, the comparative effectiveness of different LLM-based agent architectures for FP filtering remains poorly understood.

In this paper, we present a comparative study of three state-of-the-art LLM-based agent frameworks, i.e., AIDER, OPENHANDS, and SWE-AGENT, for vulnerability FP filtering. We evaluate these frameworks using the vulnerabilities from the OWASP Benchmark and real-world open-source Java projects. The experimental results show that LLM-based agents can remove the majority of SAST noise, reducing an initial FP detection rate of over 92% on the OWASP Benchmark to as low as 6.3% in the best configuration. On real-world dataset, the best configuration of LLM-based agents can achieve an FP identification rate of up to 93.3% involving CodeQL alerts. However, the benefits of agents are strongly backbone- and CWE-dependent: agentic frameworks significantly outperform vanilla prompting for stronger models such as Claude Sonnet 4 and GPT-5, but yield limited or inconsistent gains for weaker backbones. Moreover, aggressive FP reduction can come at the cost of suppressing true vulnerabilities, highlighting important trade-offs. Finally, we observe large disparities in computational cost across agent frameworks.

Overall, our study demonstrates that LLM-based agents are a powerful but non-uniform solution for SAST FP filtering, and that their practical deployment requires careful consideration of agent design, backbone model choice, vulnerability category, and operational cost.

ACM Reference Format:

Yunpeng Xiong and Ting Zhang. 2026. Sifting the Noise: A Comparative Study of LLM Agents in Vulnerability False Positive Filtering. 1, 1 (February 2026), 21 pages. <https://doi.org/10.1145/nnnnnnn.nnnnnnn>

1 Introduction

Recent years have seen a surge of software vulnerabilities, driven by the rapid growth of software systems and their increasing complexity [2, 3, 24]. The sheer number of reported vulnerabilities poses challenges to software security, as development teams struggle to detect, prioritize, and remediate security issues in a timely manner [12, 27].

Problem and its importance. Static Application Security Testing (SAST) tools have been widely adopted in both industry and open-source communities to identify vulnerabilities early in the software development lifecycle [11, 28, 34, 37]. These tools analyze source code without execution and can be seamlessly integrated into IDEs and CI/CD pipelines [1, 34, 38]. However, SAST tools

*Ting Zhang is the corresponding author.

Authors' Contact Information: Yunpeng Xiong, University of Melbourne, Australia, yunpeng.xiong@student.unimelb.edu.au; Ting Zhang, Monash University, Australia, ting.zhang@monash.edu.

Permission to make digital or hard copies of all or part of this work for personal or classroom use is granted without fee provided that copies are not made or distributed for profit or commercial advantage and that copies bear this notice and the full citation on the first page. Copyrights for components of this work owned by others than the author(s) must be honored. Abstracting with credit is permitted. To copy otherwise, or republish, to post on servers or to redistribute to lists, requires prior specific permission and/or a fee. Request permissions from permissions@acm.org.

© 2026 Copyright held by the owner/author(s). Publication rights licensed to ACM.

ACM XXXX-XXXX/2026/2-ART

<https://doi.org/10.1145/nnnnnnn.nnnnnnn>

are well known for producing a high volume of false positives (FPs) [5, 16, 22, 26], i.e., warnings that resemble vulnerabilities syntactically but are not exploitable in practice. This noise increases the manual triage burden on developers and often leads to alert fatigue, reduced trust in automated security tools, or even blanket suppression of warnings [5, 16, 18].

In our empirical evaluation on the OWASP Benchmark [35], we observe that this problem is particularly severe: When aggregating findings across multiple mainstream SAST tools, the vast majority of non-vulnerable cases are flagged as suspicious by at least one scanner. Moreover, many FPs are shared across tools, indicating correlated semantic blind spots rather than isolated tool-specific errors. These observations suggest that simply combining or tuning existing SAST tools is insufficient to make their outputs actionable at scale.

Existing techniques. To mitigate the FP problem, prior research has explored learning-based approaches that classify or prioritize static warnings [16, 22]. For example, Transformer-based models have been proposed to distinguish FPs from true vulnerabilities using learned representations of code and warnings [24]. More recently, large language models (LLMs) have been applied as semantic inspectors for static analysis results [13, 41]. The state-of-the-art approach, LLM4SA [41], demonstrates that prompting LLMs with SAST warnings and relevant code context can improve precision.

Despite these advances, existing LLM-based techniques primarily rely on *static prompting*, where the model is used as a one-shot classifier that produces a verdict in a single pass [13, 41]. Such approaches cannot actively explore codebases, gather additional evidence, or iteratively refine responses, in contrast to agentic frameworks that can interact with environments and tools [40, 42, 43]. However, these abilities are often essential for accurately assessing whether a reported vulnerability is real or a false positive, especially in the presence of complex control flow or object-level semantics [26, 31, 41].

Our insights. LLM-based agents have brought considerable breakthroughs in recent years by extending vanilla LLMs with iterative reasoning, tool use, and environment interaction [40, 42, 43]. In software engineering tasks, agent-based approaches have shown strong effectiveness in areas such as automatic program repair [8, 44], agile effort estimation [10], and code generation [32]. Unlike static prompting, these agents operate in multi-step *perceive-reason-act* loops, enabling them to inspect code, navigate repositories, and validate intermediate assumptions [40, 42, 43].

These capabilities naturally align with how human auditors triage SAST warnings, suggesting that LLM-based agents may be well-suited for vulnerability false positive filtering [5, 16, 41]. However, it remains unclear whether agentic frameworks consistently outperform vanilla LLM prompting in this task, how different agent designs compare with each other, and what trade-offs they introduce in terms of accuracy, safety, and computational cost [40–43].

To fill this gap, we present a comparative study of three state-of-the-art LLM agent frameworks, i.e., AIDER [14], OPENHANDS [40], and SWE-AGENT [42], for filtering FP produced by SAST tools. We evaluate these frameworks with three backbone models (Claude Sonnet 4, DeepSeek Chat, and GPT-5) under a unified task definition: given a static warning and access to the codebase, determine whether the report corresponds to a real vulnerability or a false alarm. Our study spans both a controlled benchmark setting (OWASP [35] Benchmark) and real-world scenarios using findings from open-source projects in the Vul4J [9] dataset. To ensure a fair comparison, we standardize prompt construction, constrain external tooling (e.g., disabling web browsing), and measure outcomes along three dimensions: (1) filtering performance on FPs, (2) risk of suppressing true vulnerabilities, and (3) computational overhead (rounds, token usage, and cost).

Our results show that agentic approaches can substantially reduce SAST noise, but the benefit is backbone- and category-dependent. On OWASP Benchmark, the best-performing configuration reduces the remaining FPR to a single-digit percentage, while residual errors concentrate in a small

set of hard weakness families (e.g., cryptography- and policy-oriented CWEs). Across the three models experimented, agentic Claude and GPT can reach equal or better results over vanilla zero-shot prompting, whereas for DeepSeek, the zero-shot prompting produces the best FP reduction rate. On real-world CodeQL findings from Vul4J, agents remain effective. Some frameworks are more aggressive at removing FPs, while others are more conservative to avoid suppressing true vulnerabilities. Finally, we find a large variance in computational overhead across frameworks, revealing a practical cost and effectiveness frontier for deploying agentic triage.

In summary, this work makes three contributions:

- ★ **Dimension.** This paper bridges recent advances in LLM-based autonomous agents [40, 42, 43] with a long-standing and practically critical software security problem, i.e., FP filtering in SAST [16, 22]. While prior work has explored LLMs as one-shot semantic classifiers [13, 41], our study is the first to systematically examine whether agentic reasoning, tool use, and environment interaction can meaningfully improve the actionability of SAST results at scale, both on benchmarks and real-world codebases.
- ★ **Comparative Study.** We conduct the first comprehensive comparative evaluation of three state-of-the-art LLM-based agent frameworks, i.e., AIDER [14], OPENHANDS [40], and SWE-AGENT [42], for vulnerability FP filtering. Our evaluation spans two complementary settings: the OWASP Benchmark (v1.2) and real-world Java vulnerabilities from the Vul4J dataset [9]. We compare agentic frameworks against vanilla LLM prompting across three backbone models, i.e., Claude 4 Sonnet, DeepSeek Chat, and GPT-5.
- ★ **Empirical Insights and Practical Guidelines.** Our results show that LLM-based agents can remove the majority of SAST FPs, reducing an initial FP detection rate of over 92% to 6.3% on OWASP Benchmark in the best configuration. On a sample ($n=50$) of the Vul4J dataset, the agents show a maximum of 93.3% FP identification rate when given alerts generated by CodeQL. However, we find that the benefit of shifting to an agentic framework is backbone- and CWE-dependent: agentic reasoning improves FP filtering for stronger models, but yields limited or even negative gains for others. Residual FPs are concentrated in policy- and cryptography-related CWEs, while injection-style vulnerabilities are filtered reliably. We further reveal trade-offs between aggressive FP removal, true vulnerability suppression, and operational cost, providing concrete guidance on when and how LLM-based agents should be deployed in practice.

2 Background and Motivation

2.1 Static Application Security Testing Tools

Static Application Security Testing (SAST) tools automatically scan application source code, byte-code, or binaries to identify security vulnerabilities such as injection flaws, XSS, and buffer overflows. These tools facilitate white-box analysis by integrating into IDEs and CI/CD pipelines to detect flaws early in the development lifecycle [26, 34]. By analyzing code without execution, SAST tools transform source text into intermediate representations to identify security violations [28, 41].

Query-based SAST Tools. Query-based SAST tools, exemplified by CodeQL [1], Joern [20], and Semgrep [7], parse a codebase into a relational database representing the program structure. This database encapsulates information such as abstract syntax trees, control flow graphs, and program dependence graphs [26, 30, 31]. Vulnerability patterns are codified as domain-specific queries, such as CodeQL’s object-oriented query language or Joern’s graph traversals, which search the database for data-flow paths connecting sources to sinks.

Limitations and FPs. Despite their sophistication, the SAST tools are severely compromised by the trade-off between precision and scalability [26]. For the industry leaders like Google, Microsoft,

and Meta, they deploy these tools at scale to maintain code safety [11, 30, 37]. In practice, they often sacrifice precision (context sensitivity and path sensitivity) in favor of efficiency to maintain scalability over millions of lines of code [41].

Moreover, these tools report a high rate of FPs [30]. FPs from SAST tools cause "alert fatigue," resulting in developers losing trust in automated security tooling [18]. When faced with thousands of warnings, manual triage becomes prohibitively expensive. Consequently, developers frequently resort to suppression mechanisms to silence reports. However, evidence shows that 50.8% of suppressions are "useless": they do not actively suppress any warning due to code changes, yet they may even unintentionally mask future legitimate vulnerabilities [18].

2.2 Motivating Example: A Concrete False Positive

In this section, we first present one example `BenchmarkTest00171.java` (Listing 2.2) from the OWASP Benchmark to show when traditional SAST tools produce a false positive on a benign code.

Listing 1. An FP example from OWASP benchmark (`BenchmarkTest00171.java`)

```

1 // ... (imports)
2 public void doPost(HttpServletRequest request, HttpServletResponse response) {
3     // 1. Taint Source: 'param' receives user input
4     String param = request.getHeader("BenchmarkTest00171");
5     param = java.net.URLDecoder.decode(param, "UTF-8");
6
7     // 2. Data Flow Obfuscation via HashMap
8     java.util.HashMap map40534 = new java.util.HashMap();
9     map40534.put("keyA-40534", "a_Value"); // Safe value
10    map40534.put("keyB-40534", param);    // Tainted value
11
12    // 3. Retrieval: 'bar' retrieves the SAFE value from keyA
13    String bar = (String) map40534.get("keyA-40534");
14
15    // 4. Sink: Command execution using 'bar'
16    String cmd = "echo " + bar;
17    Runtime.getRuntime().exec(cmd);
18
19    // ...
20 }
```

In this scenario, the variable `param` is indeed tainted by user input. The code stores this tainted value in a `HashMap` under `keyB`, but subsequently retrieves a safe, hardcoded value ("`a_Value`") from `keyA` to assign to the variable `bar`. Finally, `bar` is used in a system command execution.

- **CodeQL** reports that the "shell command line depends on a user-provided value," failing to distinguish the specific key-value dependencies within the map operations.
- **Semgrep** warns that "Untrusted input might be injected into a command," relying on a coarse-grained taint tracking that observes data entering the map and data leaving the map, without precise sensitivity to the string keys.

These tools produce FPs as they lack precise object or path sensitivity to `HashMaps`, failing to track whether the retrieved value `bar` is semantically different from the tainted `param`. This example highlights a fundamental limitation of existing SAST tools: their inability to precisely reason about object-level semantics, motivating the need for more context-aware filtering approaches. A human auditor can readily deduce that the tainted data flow is severed. This suggests that an LLM-based agent with sufficient semantic reasoning capabilities may be able to reach the same conclusion. As shown by our experimental results (Section 4.1), existing SAST tools produce a high rate of FPs, indicating a strong need for more effective filtering mechanisms.

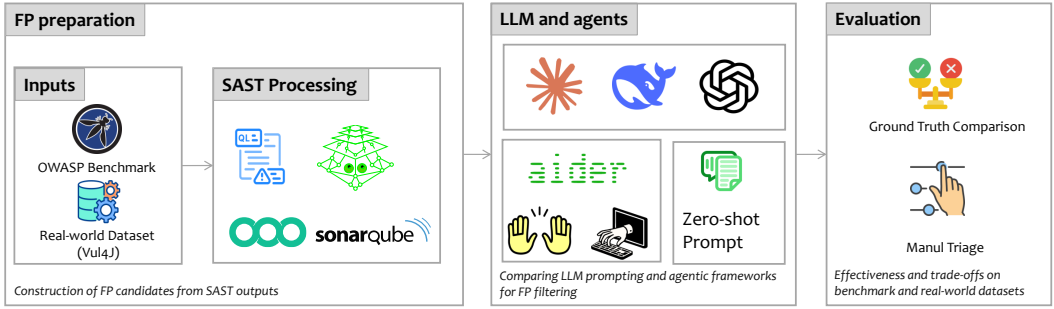


Fig. 1. Overview of our work

2.3 LLMs for Vulnerability Analysis: From Oracles to Agents

LLMs as Passive Semantic Oracles. LLMs have demonstrated effectiveness in function-level vulnerability detection by interpreting complex control flows and variable relationships [15, 45]. In the context of static analysis, they often act as semantic oracles to post-process warnings [39]. For instance, LLM4SA demonstrated that feeding SAST findings and code context into an LLM can improve precision by distinguishing true vulnerabilities from FPs [41]. Other approaches have coupled LLM reasoning with program analysis to recover richer context, such as inferring taint specifications [29] or constructing vulnerability-focused slices via code property graphs [25].

Despite these advancements, most prior methods treat LLMs as one-shot classifiers operating on fixed, pre-extracted snippets. As probabilistic text generators, these vanilla LLM approaches lack the structural capability to verify their own outputs or actively navigate multi-file codebases, which limits their performance in rigorous security auditing.

The Emergence of Autonomous Agents. To address these limitations, recent research has shifted toward autonomous agents that operate in a *Perceive-Reason-Act-Observe* loop [43]. Unlike single-pass LLMs, agentic frameworks iteratively collect evidence and use external tools to refine hypotheses before reaching a decision [40, 42]. While agents have shown promising results in repository-level tasks such as program repair [8, 44], their efficacy in filtering FPs produced by SAST tools remains unexamined.

This gap motivates our study. We investigate the effectiveness of LLM-based agents for vulnerability FP triage through a comparative analysis of three representative frameworks. Our evaluation spans multiple backbone models, utilizing both a curated benchmark and real-world projects to provide actionable guidance on the role of agentic triage in software security.

3 Study Design

3.1 Research Questions

Figure 1 shows the overview of our study. Specifically, in this study, we aim to answer the following research questions (RQs):

- **RQ1:** How effective are different LLM-based agent frameworks in filtering FPs generated by SAST tools?
- **RQ2:** How effective are the LLM-based agent frameworks in identifying FPs in real-world scenarios?
- **RQ3:** What are the key success drivers and recurring failure modes of LLM-based agents in FP identification?

3.2 Methodology for RQ1

Table 1. Data statistics of the OWASP Benchmark for Java, version 1.2

Vulnerability Area	Instances	Positive	Negative
CWE-78 (Command Injection)	251 (9.16%)	126 (4.60%)	125 (4.56%)
CWE-327 (Weak Cryptography)	246 (8.98%)	130 (4.74%)	116 (4.23%)
CWE-328 (Weak Hashing)	236 (8.61%)	129 (4.71%)	107 (3.91%)
CWE-90 (LDAP Injection)	59 (2.15%)	27 (0.99%)	32 (1.17%)
CWE-22 (Path Traversal)	268 (9.78%)	133 (4.85%)	135 (4.93%)
CWE-614 (Secure Cookie Flag)	67 (2.45%)	36 (1.31%)	31 (1.13%)
CWE-89 (SQL Injection)	504 (18.39%)	272 (9.93%)	232 (8.47%)
CWE-501 (Trust Boundary Violation)	126 (4.60%)	83 (3.03%)	43 (1.57%)
CWE-330 (Weak Randomness)	493 (17.99%)	218 (7.96%)	275 (10.04%)
CWE-643 (XPath Injection)	35 (1.28%)	15 (0.55%)	20 (0.73%)
CWE-79 (Cross-Site Scripting / XSS)	455 (16.61%)	246 (8.98%)	209 (7.63%)
Total Instances	2,740 (100.00%)	1415 (51.64%)	1325 (48.36%)

Benchmark Dataset. To establish ground truth, we utilized the inherent labels provided by the OWASP Benchmark suite. We compared the aggregated SAST alerts against the benchmark's scorecard to categorize each alert as a True Positive (TP) or False Positive (FP). The OWASP Benchmark Project is a widely recognized Java test suite designed to verify the speed and accuracy of vulnerability detection tools [35], and has been used in numerous industries and for quantitative evaluation of SAST tools [17]. Prior studies on evaluating performance for static analysis, specifically on vulnerability detection, have widely used the OWASP Benchmark [4, 23, 28]. Each test instance within the benchmark is a simple Java EE servlet, while the vulnerabilities within the benchmark are implemented and injected into programs manually [28]. Each test instance is mapped to specific Common Weakness Enumeration (CWE) Weaknesses, making it easier to automate and evaluate against SAST tool outputs. Furthermore, the evaluation scripts for most SAST tools are provided in the source [33], thereby eliminating the possibility of tool misconfiguration. At the time of writing, the latest version of this benchmark is version 1.2. We use this version of the benchmark in our experiment. Table 1 present the data statistics of this benchmark.

Initial SAST Scanning. We selected four open-source SAST tools to generate an initial set of findings: CodeQL¹, Semgrep² [7], SonarQube³, and Joern⁴. These tools represent different analysis paradigms, including semantic query engines and syntactic pattern matchers. This selection also aligns with previous works [28, 30].

We scanned the benchmark with each tool using default rule sets to gather its alerts. Each file contains only one vulnerable (or no) function within the benchmark framework. If a tool generates an alert on a file and the scope of the finding is within the framework code, we consider the file as a positive, flagged by the tool.

¹<https://github.com/github/codeql-cli-binaries/releases/tag/v2.23.7>

²<https://github.com/semgrep/semgrep/releases/tag/v1.145.0>

³<https://hub.docker.com/layers/library/sonarqube/9.9.8-community/>

⁴<https://github.com/joernio/joern/releases/tag/v4.0.454>

We aggregate the alerts by instance using a union-based approach: an instance is included in the candidate FP set if it is flagged as positive by at least one SAST tool. This aggregation reduces computation costs while maintaining a high recall of potential vulnerabilities for agent verification.

Each tool adopts a slightly different running mechanism, specifically (1) **CodeQL**. We consider each "result" reported by codeql database analyze ran after codeql database create with default rules as a positive finding. (2) **Semgrep**. We consider each "result" reported by semgrep scan with default rules as a positive finding. (3) **SonarQube**. We consider each "issue" under "VULNERABILITY" type regardless of its severity as a positive finding. We do not consider "security hotspot" as a positive finding. (4) **Joern**. We consider each line of "Result" reported by joern-scan as a positive finding.

Agentic Frameworks. We then provided these aggregated findings to three LLM-based agent frameworks: AIDER⁵, OPENHANDS[40]⁶, and SWE-AGENT[42]⁷. AIDER is designed to be an interactive pair programmer that co-works with a developer. OPENHANDS is an open-source community effort to build a fully capable "AI Software Engineer", similar to the proprietary tool Devin. It mimics a human developer's setup: a code editor, a terminal, and a web browser. Different from those two, SWE-AGENT is a state-of-the-art autonomous system developed by researchers at Princeton and Stanford that mimics a "software engineering agent" which is capable of fixing real-world bugs in GitHub repositories. We utilized three state-of-the-art models as the backbone for these systems: Claude Sonnet 4 (claude-sonnet-4-20250514, DeepSeek Chat (deepseek-chat), and GPT-5 (gpt-5-2025-08-07). Each agent was provided with: (1) the specific warning messages generated by the SAST tools for the target file, (2) access to the test code, and (3) a prompt instructing the system to "verify if this static analysis finding represents a real vulnerability or a false positive". To ensure fair comparison, we disable browser use and web browsing tools where possible for each agent. For AIDER, we explicitly disable its Repository Map feature, which may give it an advantage in understanding the structure of the repo before we begin evaluation. We report metrics for each combination of model and agent.

Vanilla LLM. We employ zero-shot prompting on the LLMs to serve as a baseline. The prompt establishes a security-oriented reviewer persona and provides the model with necessary context, including the repository structure, the complete source code of the flagged file, and the raw findings from the SAST tool. To maintain consistency with the agentic setups, the prompt specifies a read-only environment and requires a triage decision based on the provided inputs. The complete prompt template and its variants are available in our replication package.

Metrics. We evaluate model performance by comparing the predicted labels against the benchmark ground truth. Results are categorized into True Positives (TP), False Positives (FP), True Negatives (TN), and False Negatives (FN) based on the benchmark ground truth. Specifically, a TP represents a correctly identified vulnerability, while an FP occurs when the tool reports an alert on an instance labeled as negative in the ground truth. Conversely, a TN indicates the correct identification of a non-vulnerable instance, and an FN occurs when the tool fails to detect a known vulnerability.

We also define False Positive Rate (FPR). FPR presents the percentage of non-vulnerable instances that were incorrectly flagged as positive by at least one SAST tool. To quantify the precision of the triage process, we calculate the False FPR as follows:

$$FPDR = \frac{FP}{FP + TN}$$

⁵<https://github.com/aider-AI/aider/releases/tag/v0.86.1>.

⁶<https://github.com/OpenHands/software-agent-sdk/releases/tag/v1.5.2>.

⁷<https://github.com/SWE-agent/SWE-agent/commit/1d3cfb798a2c257a0fc6094f1d35ef084d9919e1>

3.3 Methodology for RQ2

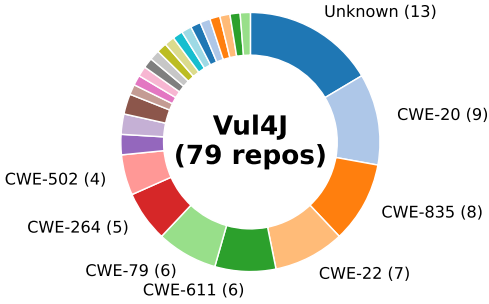


Fig. 2. Distribution of CWE identified in the Vul4J dataset.

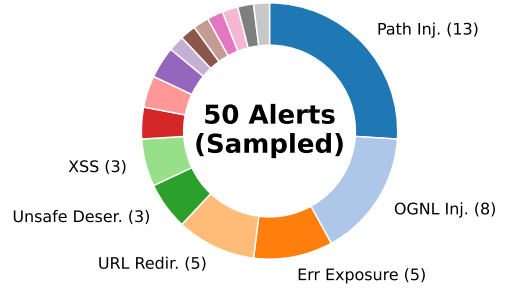


Fig. 3. Distribution of CodeQL rule IDs within the Vul4J sample used for RQ2. ($n = 50$).

Benchmark Dataset. We evaluate RQ2 using the Vul4J dataset [9], which consists of 79 reproducible Java vulnerabilities derived from Project KB [36]. Those vulnerabilities spanned across 51 distinct repositories, spanning a diverse set of real-world Java projects, covering enterprise web frameworks and middleware (e.g., Spring, Struts, CXF), security libraries (e.g., Shiro, ESAPI), data parsing/serialization components (e.g., fastjson, Jackson, XStream), and DevOps infrastructure such as Jenkins and its plugin ecosystem. The vulnerabilities cover 25 CWEs in total. A breakdown of the CWE categories is illustrated in Figure 2. To notice, the category of *Not Mapping* refers to when the authors of the Vul4J dataset failed to retrieve the CWE information for the vulnerabilities.

The dataset is provided as 79 branches in the original dataset hosted on GitHub. Each branch represents a specific vulnerable version of a certain repository in question, which is a data point in the dataset. For evaluation, we checked out each of them and manually copied them as 79 distinct folders. These 79 branches have 6,786,406 source lines of code in total, where the mean and median for each branch are 85,903 and 42,136, respectively. We scanned these 79 cases using CodeQL, resulting in a total of 3,426 alerts, where the mean and median are 43 and 16.

Manual Triage. Due to the large volume of the alerts, we sampled 50 alerts from these for manual triage. We performed the sampling using Python's *random* library with a fixed seed to ensure reproducibility. This sampled set represents 26 projects and covers 16 unique CodeQL rules, accounting for 37% of the total rules observed in the original scan. A breakdown of the CodeQL rules observed in these samples is illustrated in Figure 3.

To establish ground truth labels for these alerts, we followed a two-step process. First, we automatically matched CodeQL alerts against the human-written patches provided in Vul4J. Following previous work [28], we employed method-level matching: any alert falling within a patched method with a matching CWE type was automatically marked as a TP. In our sampled 50 alerts, 2 of them were automatically labeled as TP with this strategy. For the remaining 48 unlabeled alerts, the first author served as the annotator to manually inspect each sample. The annotator has 6 years of experience in the security field and programming. The annotation process can be described as follows: The annotator iterates through sampled alerts. For each alert, the annotator: (1) Browse the project associates with this alert and locate the file; (2) Study the actual CodeQL rule and description and code flow to have an understanding of what this alert is about; (3) Perform analysis

including but not limited to: data flow analysis, checking for known insecure patterns, searching for issues mentioning this file, refer to other static analyzers; (4) Consult to other experts if the annotator does not have confidence in the nature of this alert after the annotator perform the above steps. Otherwise, continue; (5) Label it as a true vulnerability, i.e., TP, if it accurately represented its description and category; otherwise, we labeled it as an FP.

The whole process took about 20 man-hours. Finally, among the 50 alerts, 31 are labeled as FPs, and 19 are labeled as TPs, yielding an initial FP identification precision of 62%.

We then provided these labeled alerts to three agent frameworks: AIDER, OPENHANDS, and SWE-AGENT. Similarly, these frameworks utilized Claude Sonnet 4, DeepSeek Chat, and GPT-5, as their backbone models. Each agent received: (1) the CodeQL warning message, (2) access to the full repository context for cross-file reasoning, and (3) a prompt instructing the agent to "verify if this static analysis finding represents a real vulnerability or a false positive", following the procedure in RQ1 3.2. Finally, we compare the results produced by these agents to their backbone model, i.e., the vanilla LLM, with zero-shot prompting, the same as in RQ1 (Section 3.2). We conduct qualitative analysis in Section 5.

Metrics. While RQ1 and RQ2 focus on the reduction of the residual FPR from a tool-output perspective, RQ3 evaluates the decision-making reliability of agents by treating the mitigation of FPs as a binary classification task. In this context, the FPs generated by SAST scanners constitute the positive class. To maintain terminology consistency and address the safety implications of agentic filtering, we define the metrics as follows: (1) Identified FP: The agent successfully identifies an SAST FP. (2) Missed FP: The agent fails to identify an SAST FP. (3) Mis-identified FP: A safety violation where the agent incorrectly classifies a true vulnerability as an FP. (4) Correct Retention: The agent successfully identifies and preserves a true vulnerability.

Under this framework, recall measures the fraction of SAST FPs correctly identified. Precision represents the probability that an identified report is indeed an FP.

3.4 Methodology for RQ3

To understand the performance gap between agentic frameworks and vanilla prompting, we conduct a manual inspection of execution trajectories. Our analysis focuses on two distinct sets of cases:

Success Analysis: We examine 256 trajectories where the standalone LLM incorrectly predicts a True Positive (TP) but SWE-AGENT (with Claude-3.5-Sonnet) correctly identifies a False Positive (FP). These cases cover 11 OWASP categories, primarily CWE-330 (126 cases), CWE-78 (35 cases), and CWE-79 (20 cases).

Failure Analysis: We analyze 103 failed trajectories where the agent fails to identify an FP. This set includes a 59-case intersection where both OPENHANDS and SWE-AGENT failed, supplemented by a targeted inspection of the most frequent failure categories: CWE-327 (47 cases) and CWE-614 (10 cases).

For each trajectory, we record the number of steps, the files accessed, and the specific tools utilized. We then categorize the underlying reasoning patterns into success patterns (P1–P4) and failure modes (F1–F3) based on the agent’s interaction with the codebase and configuration files.

4 Results

4.1 RQ1: Filtering Performance of LLM-based Agents

4.1.1 FPs produced by SAST tools. Table 2 summarizes the performance of the SAST tools during the initial scan. The best results in each column are bolded, and the second-best are underlined. Figure 4 illustrates the distribution of alerts produced by each tool.

Tool	Accuracy	Precision	Recall	F1	FPR
CodeQL	65.5%	60.3%	97.0%	74.4%	68.2%
Joern	49.1%	54.7%	8.2%	14.3%	7.2%
Semgrep	<u>58.9%</u>	<u>56.3%</u>	90.4%	<u>69.4%</u>	74.8%
SonarQube	52.0%	51.9%	<u>95.6%</u>	67.3%	94.6%

Table 2. Initial Performance of SAST Tools Across All Instances. The Union represents the candidate pool provided to LLM agents for filtering.

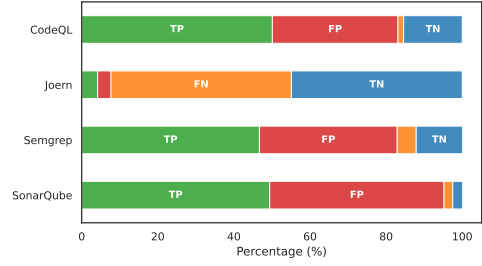
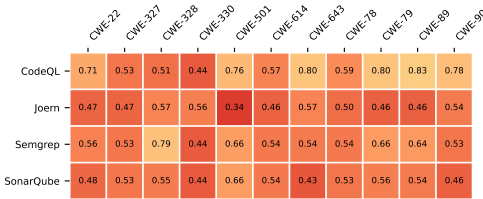


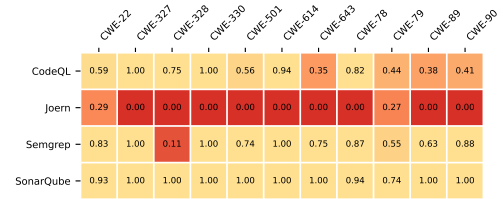
Fig. 4. Distribution of SAST alerts (Overall Scope).

Among the four scanners, CodeQL achieves the highest F1-score of 74.4% and a precision of 60.3%. Despite this, it identifies 904 FPs, which account for 33.0% of all cases in the benchmark. Specifically, CodeQL labels 68.2% of the ground-truth non-vulnerable cases as positive. Semgrep and SonarQube exhibit lower precision and recall compared to CodeQL, with recall rates of 90.4% and 95.6%, respectively. SonarQube produces the highest number of FPs at 1,254 instances, representing 45.8% of the entire benchmark. Furthermore, 94.6% of the non-vulnerable cases in the ground truth are labeled as positive by SonarQube.

In contrast, Joern is conservative; it reports the fewest FPs at 96 instances but misses most vulnerabilities, resulting in a recall of 8.2%. This performance may relate to the limited default query set for Java provided in Joern [19], which consists of 6 rule files and 7 functions for identifying vulnerable code [21].



(a) Accuracy across different CWE categories.



(b) FPR across different CWE categories.

Fig. 5. Performance comparison of four SAST tools across various CWEs. (a) Heatmap illustrating accuracy. (b) Heatmap illustrating FPR, where values of 1.00 indicate that tools flag all non-vulnerable instances in those categories.

Figure 5a shows that the detection capabilities vary across tools and vulnerability types. CodeQL consistently demonstrates robust detection performance, achieving the highest accuracy in the majority of categories, specifically peaking at 0.83 for CWE-89 (SQL Injection) and 0.80 for CWE-78 (OS Command Injection) and CWE-643 (XPATCH Injection). Semgrep shows competitive performance in specific categories, notably outperforming other tools in CWE-328 (Weak Hashing) with an accuracy of 0.79. Conversely, Joern and SonarQube exhibit moderate to lower accuracy across the board, with Joern dropping as low as 0.34 for CWE-501 (Trust Boundary Violation).

Figure 5b highlights a high volume of FPs generated by traditional SAST tools. In our initial scan, SonarQube and Semgrep exhibit excessively high FPRs. SonarQube, in particular, reaches an FPR of 1.00 across nearly all evaluated CWEs, indicating that for these categories, the tool flags almost every non-vulnerable test instances as a vulnerability. Similarly, Semgrep shows an FPR of 1.00

for multiple categories, including CWE-327 and CWE-330. While CodeQL achieves the highest accuracy, FPR reveals that this comes at the cost of precision. Its FPR reaches 1.00 for CWE-327 and CWE-330, and remains above 0.80 for injection flaws like CWE-78 (0.82). In comparison, Joern maintains an FPR of 0.00 for the majority of CWEs. While this can indicate high precision, its lower accuracy may suggest a conservative analysis strategy that likely suffers from a high false negative rate, missing actual vulnerabilities to avoid false alarms.

Table 3. Overall FP reduction performance on the OWASP benchmark (FPR, lower is better).

Model	Agent	FPR (compared to SAST)
Claude Sonnet 4	AIDER	14.3% (↓ 84.1%)
	OPENHANDS	14.9% (↓ 83.5%)
	SWE-AGENT	6.3% (↓ 92.1%)
	Vanilla LLM	23.0% (↓ 75.3%)
DeepSeek Chat	AIDER	13.2% (↓ 85.1%)
	OPENHANDS	15.8% (↓ 82.6%)
	SWE-AGENT	13.1% (↓ 85.2%)
	Vanilla LLM	11.2% (↓ 87.1%)
GPT-5	AIDER	20.3% (↓ 78.0%)
	OPENHANDS	16.3% (↓ 82.0%)
	SWE-AGENT	14.1% (↓ 84.2%)
	Vanilla LLM	20.4% (↓ 78.0%)

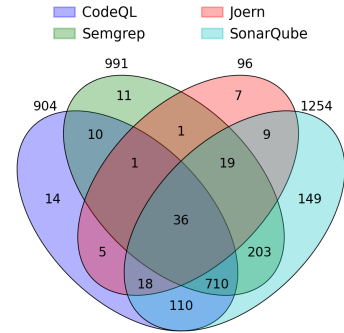


Fig. 6. Distinct FP cases detected by each tool.

To understand whether this noise is tool-specific or correlated, we analyzed the overlap of FP instances across scanners. As shown in Figure 6, FPs are largely shared rather than unique. Only a small fraction of noise is exclusive to a single tool, e.g., 14 instances unique to CodeQL and 11 unique to Semgrep, while SonarQube acts as a near-superset of the FPs reported by other scanners. More importantly, shared-error regions remain large: 36 FP instances are flagged by all four tools, and CodeQL, Semgrep, and SonarQube jointly flag a dominant block of 710 instances.

4.1.2 Effectiveness of Agentic FP Filtering. We evaluate the efficacy of LLM-based agents in filtering SAST FP instances. Using the union of SAST alerts as the candidate pool, the baseline FP detection rate on non-vulnerable code is 98.3%, where 1,303 out of 1,325 instances are flagged as positive by at least one tool.

Table 3 reports the remaining FPR after agent verification. Among all configurations, SWE-AGENT paired with Claude Sonnet 4 achieves the highest filtering performance. This setup reduces the remaining FPR to 6.3%, representing a 92.1% reduction from the original rate. This performance exceeds that of OPENHANDS at 14.9% and AIDER at 14.3%. When using GPT-5, SWE-AGENT remains the top-performing agent with a 14.1% FPR, though the performance gap among frameworks decreases. For DeepSeek Chat, agent performance ranges between 13.1% and 15.8%, suggesting that increased complexity in agentic loops does not consistently result in improved filtering.

Overall, the performance gain from an agentic workflow is highly dependent on the backbone model. For Claude Sonnet 4, SWE-AGENT reduces the remaining FPR from 23.0% with vanilla prompting to 6.3%, demonstrating a clear advantage for iterative logic. For GPT-5, SWE-AGENT also improves upon the vanilla baseline, reducing the FPR from 20.4% to 14.1%. In contrast, DeepSeek Chat shows no consistent improvement from an agentic workflow; the vanilla baseline already achieves a low remaining FPR of 11.2%, while its agentic counterparts yield comparable or higher residual error rates.

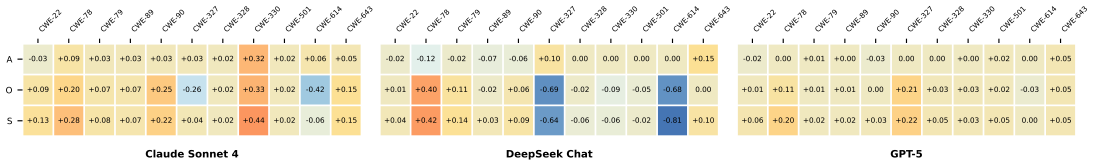


Fig. 7. Impact of agentic workflows on FP filtering success compared to vanilla LLM baselines. Each cell represents the change in filtering success rate (measured in percentage points, where +0.44 equals +44,pp). Red cells indicate performance gains from the agentic workflow, while blue cells denote regressions where the agentic approach performed worse than static prompting. (A=AIDER, O=OPENHANDS, S=SWE-AGENT.)

4.1.3 Categorical Analysis across CWEs. A CWE-level analysis indicates that agentic workflows do not provide uniform benefits across different vulnerability types. Figure 7 illustrates the performance difference between the three agents and the vanilla LLM baseline, measured in percentage points (pp) of FP filtering success.

Under Claude Sonnet 4, all three frameworks improve filtering for high-volume injection categories and CWE-330, though the degree of improvement varies. SWE-AGENT is the most consistently beneficial, improving performance in 10 out of 11 CWEs. Its largest improvements occur in CWE-330, with a 44.4,pp increase from 51.6% to 96.0%, and CWE-78, which increases by 28.5,pp from 69.9% to 98.4%. OPENHANDS also shows improvements in CWE-78 and CWE-330, yet it exhibits a regression in CWE-614, where performance drops by 41.9,pp from 74.2% to 32.3%, and in CWE-327, which decreases by 26.0,pp from 55.2% to 29.2%. AIDER remains more stable on policy and cryptographic categories; for instance, its CWE-614 performance improves to 80.6%, although its gains on high-noise blocks are smaller than those of SWE-AGENT.

For DeepSeek Chat, the effects of an agentic workflow are complex and polarized. OPENHANDS and SWE-AGENT improve injection-heavy categories, particularly CWE-78, with gains of 39.9,pp and 42.3,pp respectively. However, these same agents demonstrate a sharp degradation in policy and cryptographic categories. Performance in CWE-614 drops by 67.7,pp and 80.6,pp, while CWE-327 success decreases by 69.0,pp and 63.8,pp. Conversely, AIDER preserves perfect performance in CWE-614 at 100% and increases CWE-327 success to 100%, but suffers a 12.2,pp regression in CWE-78.

GPT-5 exhibits almost no regressions when an agentic workflow is applied. Both OPENHANDS and SWE-AGENT raise CWE-327 filtering success from 1.7% to over 22%, and improve CWE-78 performance by 10.5,pp and 20.3,pp respectively. For categories with high baseline success, such as CWE-79, CWE-89, CWE-614, and CWE-643, all frameworks operate near the performance ceiling, resulting in smaller marginal gains.

Answer to RQ1. LLM-based agents effectively reduce the baseline SAST FPR from 98.3% to as low as 6.3%. However, the efficacy of agentic workflows is highly dependent on the backbone model. For Claude Sonnet 4 and GPT-5, agentic logic improves filtering performance over vanilla prompting, reducing the residual FPR from 23.0% to 6.3% and 20.4% to 14.1%, respectively. In contrast, DeepSeek Chat yields no net gain from agentic workflows. Performance improvements are non-uniform across vulnerability types, with the highest gains occurring in control-flow-intensive categories such as CWE-78 and CWE-330 (up to +44.4 pp), while residual FPs remain concentrated in policy-based categories like weak cryptography.

Table 4. Results of RQ2: Performance in real-world projects (%). Identification metrics refer to the agent’s ability to classify SAST FPs correctly while avoiding misidentification of true vulnerabilities.

Model	Agent	Iden. FP	Corr. Ret.	Mis-id. FP	Missed FP	Acc	Prec	Rec	F1
Claude Sonnet 4	AIDER	46.9	30.6	8.2	14.3	77.6	85.2	76.7	<u>80.7</u>
	OPENHANDS	42.0	34.0	4.0	20.0	<u>76.0</u>	<u>91.3</u>	67.7	77.8
	SWE-AGENT	38.3	29.8	10.6	21.3	68.1	78.3	64.3	70.6
	Vanilla LLM	38.0	28.0	10.0	24.0	66.0	79.2	61.3	69.1
DeepSeek Chat	AIDER	34.0	34.0	4.0	28.0	68.0	89.5	54.8	68.0
	OPENHANDS	24.0	38.0	0.0	38.0	62.0	100.0	38.7	55.8
	SWE-AGENT	31.2	35.4	4.2	29.2	66.7	88.2	51.7	65.2
	Vanilla LLM	42.0	16.0	22.0	20.0	58.0	65.6	67.7	66.7
GPT-5	AIDER	61.0	14.6	19.5	4.9	75.6	75.8	<u>92.6</u>	83.3
	OPENHANDS	58.3	12.5	25.0	4.2	70.8	70.0	93.3	80.0
	SWE-AGENT	53.2	21.3	19.1	6.4	74.5	73.5	89.3	80.6
	Vanilla LLM	57.1	14.3	19.0	9.5	71.4	75.0	85.7	80.0

4.2 RQ2: Performance of LLM Agents in Real-world Scenarios

Table 4 shows that FP mitigation performance remains highly backbone-dependent. For Claude Sonnet 4, agentic workflows yield a clear advantage over vanilla prompting. AIDER achieves the most balanced performance with a recall of 76.7% and precision of 85.2%. OPENHANDS adopts a more conservative strategy, yielding the highest precision at 91.3% but a lower rate of identified FPs at 67.7%. These results indicate that for Claude, agentic workflows increase the efficacy of noise reduction, though different framework designs occupy different positions on the spectrum between safety and aggressiveness.

For DeepSeek Chat, the trade-off between noise removal and vulnerability retention is more pronounced. The vanilla LLM baseline achieves a recall of 67.7% but maintains a low precision of 65.6%, indicating a higher frequency of mis-identified FPs. Conversely, OPENHANDS reaches 100% precision but only identifies 38.7% of the FPs, leaving noise unfiltered. AIDER provides a balanced alternative with 89.5% precision and 54.8% recall. These outcomes highlight that a high rate of identified FPs is insufficient if it is achieved by incorrectly discarding actual security flaws.

For GPT-5, the recall is consistently high across all configurations and ranges from 85.7% to 93.3%, which narrows the gap between agentic workflows and vanilla prompting. AIDER yields the highest F1-score of 83.3% with a 92.6% recall and 75.8% precision. OPENHANDS marginally increases the recall to 93.3% but at a lower precision of 70.0%. This suggests that for highly capable backbone models, additional agentic scaffolding may yield diminishing returns in noise mitigation, and the primary differentiator shifts to how effectively the framework avoids mis-identifying true vulnerabilities.

Answer to RQ2: In real-world projects, LLM-based agents can effectively reduce FPs where GPT-5 with OPENHANDS achieves nearly 93.3% reduction rate. Claude Sonnet 4 shows the largest gain from agentic frameworks with AIDER performing best at 76.7% with a 15.4% improvement from vanilla baseline, GPT-5 yields smaller improvements over vanilla prompting (7.6% maximum), while DeepSeek Chat exhibits strong trade-offs like in OPENHANDS maximize precision but significantly reduces recall.

4.3 RQ3: Qualitative Analysis of Success and Failure Modes

Tool	# Cases	% Cases	Total Calls
view	256	100.0	1,488
find	90	35.2	119
grep	82	32.0	118
python3 -c	39	15.2	45
javac/java	4	1.6	4

Table 5. Frequency of tool invocation across 256 analysis trajectories.

CWE	# Traj.	FM1	FM2	FM3
CWE-327	85	85	35	0
CWE-614	24	15	18	0
CWE-79	8	0	0	8

Table 6. Distribution of failure-mode (FM) patterns by CWE. A trajectory represents one agent run on one case; counts may exceed #Traj. due to multiple patterns per trajectory.

4.3.1 Capability Analysis: Tool Use and Reasoning. Across the 256 successful trajectories, SWE-AGENT runs a median of 11 steps and views a median of 2 distinct files (source, config). Notably, in 51.2% of cases, the agent reads at least one non-target file beyond the primary benchmark test file, such as helper classes or configuration files. In 25.0% of cases, the final justification explicitly cites evidence found within these non-target files. Table 5 shows a breakdown of how SWE-AGENT utilizes the tools. We categorize the primary reasons for the agent’s success into four patterns (P1–P4), as detailed below.

P1: Cross-file Semantic Resolution. Many OWASP Benchmark FPs depend on semantics hidden in helper classes, e.g., wrapper sources, factory-selected implementations. Vanilla prompting an LLM without full context often overapproximates dataflow taint. For example, in `BenchmarkTest00866`, the vanilla LLM labels this instance as TP with high confidence, reasoning that a request parameter flows through a transformation and is concatenated into a file path (`TESTFILES_DIR + bar`), thus enabling a `../` traversal. However, the LLM’s evidence is confined to the benchmark test file and assumes that the wrapper source is user-controlled. In contrast, SWE-AGENT uses tool access to retrieve the missing non-local semantics. It (1) opens `BenchmarkTest00866.java` to identify the dataflow, (2) inspects `SeparateClassRequest.java` and finds that `getTheValue()` is explicitly marked as a *safe source* returning the constant string “bar” (hence the “param” is not attacker-controlled), (3) inspects the factory-selected `Thing` implementation (`ThingFactory/Thing2` and `thing.properties`) to confirm the transformation does not reintroduce taint, and (4) checks `Utils.TESTFILES_DIR` to confirm a fixed safe base directory. With these cross-file facts, the agent concludes that the effective filename is constant (`base dir + "bar"`), making traversal impossible, and correctly outputs FP.

P2: Constant Folding for Control-flow Disambiguation. A common FP construction in the benchmark is a branch that looks data-dependent but is in fact constant. Vanilla prompting frequently treats the unsafe branch as feasible, concluding TP. SWE-AGENT often resolves this via a lightweight calculator call (e.g., `python3 -c`) and turns the control-flow argument into a verifiable numeric fact. An example for this is `BenchmarkTest00105`, where the vanilla LLM flags SQL injection because `bar` *could* be assigned from a cookie-derived param, which actually is a false branch in an unfold constant expression; SWE-AGENT substitute the constant variable and computes that the constant $(7 \times 18) + 106 = 232 > 200$ is always true, hence `bar` is always the constant `This_should_always_happen` and the SQL query is not attacker-controlled.

P3: Configuration Validation. For crypto and factory-driven behavior, the apparent default value in code can be misleading. Vanilla prompting often assumes the fallback is vulnerable

(e.g., default ECB mode), yielding a TP prediction. SWE-AGENT resolves this by locating and reading the relevant `.properties` files, grounding the verdict in actual configuration. This is exemplified by `BenchmarkTest01022`, where the vanilla LLM labels this instance as TP and cites two surface cues: (1) a stack-trace print to the HTTP response, and (2) a configuration call of the form `getProperty("cryptoAlg2", "AES/ECB/PKCS5Padding")`, which it interprets as using insecure ECB.

SWE-AGENT avoids this failure via configuration grounding and local semantic checks. First, it inspects the relevant block and notes that the data being encrypted is not attacker-controlled due to a constant branch in `doSomething` (the condition is always true, forcing a constant string). Second, rather than assuming the fallback cipher mode is used, it locates and opens `src/main/resources/benchmark.properties` and verifies that `cryptoAlg2` is set to `AES/CCM/NoPadding` (a non-ECB mode) in the benchmark configuration. Therefore, the “weak crypto” alert is not supported under the benchmark execution context, and the agent outputs FP.

P4: Direct Verification of Complex Semantics. In a small number of cases (4/256, 1.6%), the agent attempts an even stronger form of grounding: it generates a minimal Java snippet that reproduces the suspicious logic and tries to compile/run it (e.g., list index manipulation). For example, in `BenchmarkTest00265`, the vanilla LLM treats a list-based transformation as propagating user input into a file path. SWE-AGENT creates a miniature program (`test_logic.java`) to validate the effect of `add/remove/get` on the selected element. In our sandbox, `javac` is unavailable, so execution does not succeed; nevertheless, this trajectory suggests that enabling lightweight execution-based checks when feasible could further improve on semantics analysis that are easy to misread but cheap to validate.

4.3.2 Failure Analysis. The inspection of 103 failed trajectories reveals three primary failure modes (FMs). Table 6 presents the distribution of these FMs.

FM1. Incorrect CWE Attribution. Agents often validate a security issue other than the benchmark’s target CWE. In all CWE-327 cases, the source code contains `printStackTrace(response.getWriter())` within a cryptographic exception handler. This pattern may reveal sensitive application information to users. The trajectories indicate that agents identify this as a true vulnerability related to the cryptographic context, even though it does not constitute a CWE-327 violation. Furthermore, 7 out of 10 CWE-614 cases are marked as TP because the agents conclude that the cookie value is user-controlled and susceptible to CRLF injection (CWE-113) due to a lack of sanitization, rather than focusing on the missing `Secure` flag.

FM2. Overly Conservative Threat Modeling. Agents frequently adopt a worst-case threat model, which prioritizes recall but reduces precision in FP triage. Even when agents focus on the SAST alerts, they often conflate hardening guideline violations with exploitable vulnerabilities. In 4 out of 10 CWE-614 cases, agents report a TP solely because the `SameSite` attribute is absent. The agents reason that this absence could permit a CSRF attack despite hardcoded test inputs, arguing that the code pattern represents a production security weakness without attempting to construct a feasible payload. Additionally, in 12 out of 47 CWE-327 cases, agents identify weak cryptographic algorithms such as `"AES/ECB/PKCS5Padding"` that are unreachable in the execution flow. The reasoning follows a static-like pattern: the existence of the weak algorithm justifies reporting a vulnerability.

FM3. Surface-Level Pattern Matching. Agents may rely on surface cues, such as specific API names and suspicious sinks, and terminate analysis prematurely without deep semantic validation. In all 4 CWE-79 cases, both agents conclude a TP based on the presence of `format()` and output APIs. This combination is often associated with `format-string` or injection vulnerabilities. However,

the data returned in these cases is already HTML-escaped. The remaining concern involves software robustness rather than a functional XSS primitive.

Answer to RQ3: Agentic workflows improve FP filtering through cross-file semantic resolution and control-flow disambiguation, with 51.2% of successful cases relying on evidence from non-target files such as helper classes and configurations. However, performance is limited by conservative threat modeling and incorrect CWE attribution, where agents often prioritize hardening guidelines or side-channel leaks over the specific benchmark ground truth.

5 Discussion

5.1 Cost Analysis

Model	Agent	Avg. Rounds	Avg. Tokens	Avg. Cost (USD)
Claude Sonnet 4	AIDER	1.0	13,321	0.0469
	OPENHANDS	20.5	219,299	0.1867
	SWE-AGENT	9.0	130,846	0.1501
DeepSeek Chat	AIDER	1.0	11,036	0.0028
	OPENHANDS	27.1	269,260	0.0252
	SWE-AGENT	13.6	189,937	0.0215
GPT-5	AIDER	1.0	12,564	0.0311
	OPENHANDS	7.4	75,205	0.0599
	SWE-AGENT	8.3	125,106	0.1052

Table 7. Average resource consumption and operational metrics per task across different models and agents.

Achieving high precision requires agents to interact with the environment, but the intensity and strategy of this interaction vary among different frameworks. Furthermore, the choice of the backbone model introduces variance in operational costs. We inspected trajectories from the agent and present Table 7, which reveals some behavioral patterns. Figure 8 shows a cost-effectiveness comparison of these agents on the OWASP Benchmark.

Rounds. OPENHANDS adopts a highly iterative approach, averaging 20.5 rounds per task with Claude Sonnet 4 and 27.1 rounds with DeepSeek Chat. This indicates a chatty behavior where the agent performs many granular steps. In contrast, SWE-AGENT is moderately interactive (mean 9.0 rounds), while AIDER consistently finishes in one round. This suggests AIDER operates more as a sophisticated prompting engine than a multi-turn agent in this specific context, effectively deciding immediately without an iterative verification loop.

Tokens. While OPENHANDS interacts more frequently, SWE-AGENT consumes the most tokens per round. With Claude Sonnet 4, SWE-AGENT utilizes an average of 130,846 tokens per round, compared to 99,928 for OPENHANDS and only 13,321 for AIDER. This suggests that SWE-AGENT maintains a heavier context window (likely retaining extensive file contents or tool outputs) in each step of its reasoning process.

Cost. For Claude Sonnet 4, OPENHANDS incurs the highest cost per round (\$0.1867), likely due to the combination of high input tokens and generation costs over its extensive 20.5 rounds. SWE-AGENT follows closely (\$0.1501 per round), while AIDER remains the most budget-friendly (\$0.0469). For GPT-5, however, the situation shifts: SWE-AGENT becomes the most expensive per round (\$0.1052) compared to OPENHANDS (\$0.0633), indicating that SWE-agent’s heavy token load scales up costs significantly on pricier models. Comparing those not-so-cheap models, using AIDER with DeepSeek costs a mere \$0.0028 per run, which is approximately 16x cheaper than AIDER with Claude (\$0.0469) and 11x cheaper than AIDER with GPT-5 (\$0.0311).

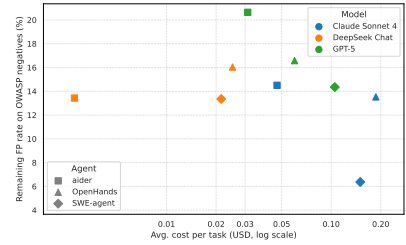


Fig. 8. Cost effectiveness of agent frameworks (OWASP FP Reduction). Lower left is better.

5.2 True-Positive Retention

While RQ1 focuses on filtering FPs among SAST alerts, an equally important practical concern is whether these agents suppress true vulnerabilities. To quantify this risk, we conducted a TP-retention experiment on the OWASP Benchmark positives using the best-performing configuration from Table 3, which consists of Claude Sonnet 4 paired with SWE-AGENT. Among the 1,415 vulnerable test cases, the agent successfully completed 1,411 runs, achieving a 99.7% completion rate. The agent incorrectly labeled 314 true vulnerabilities as FPs, resulting in a TP retention of 77.7% and a miss rate of 22.25%. These results suggest that despite strong FP reduction on non-vulnerable instances, the agent may still hide a non-trivial fraction of real vulnerabilities if its decisions are used for automatic suppression.

Our per-CWE analysis reveals that the miss rate remains low for classic data-flow-driven injection vulnerabilities. Specifically, the miss rate is 2.38% for CWE-78, 1.10% for CWE-89, 0.41% for CWE-79, and 0% for both CWE-90 and CWE-643. This indicates that the agent is generally reliable when reasoning about explicit taint-flow evidence in local code. In contrast, we observe severe TP suppression for weaknesses that are less obvious to straightforward data-flow reasoning. For instance, the miss rate rises to 77.17% for CWE-327, also known as Weak Cryptography, 84.50% for CWE-328 regarding Weak Hashing, 77.11% for CWE-501 or Trust Boundary Violation, and 50.00% for CWE-614, which refers to Secure Cookie Flag. These categories often require domain knowledge such as algorithm strength, broader configuration context, or specific threat modeling assumptions. In these cases, the agent may dismiss alerts as best-practice warnings rather than exploitable vulnerabilities, or mistakenly infer implicit mitigations that do not exist.

5.3 Lessons Learnt

Lesson 1: LLM-based agents can remove most SAST FPs, but only for certain vulnerability categories. *Evidence.* Section 4.1 shows that LLM-based agents can reduce SAST noise on the OWASP Benchmark: the best configuration, i.e., Claude Sonnet 4 with SWE-AGENT, lowers the remaining FPR from over 98% to 6.3%, eliminating more than 92% of FPs (Table 2). However, the CWE-level analysis in Section 4.1.2 reveals a strong skew: residual FPs are concentrated in a few categories, particularly CWE-327 (Weak Cryptography), CWE-330 (Weak Randomness), and CWE-614 (Secure Cookie Flag), while injection-style vulnerabilities (e.g., CWE-78, CWE-79, CWE-89) are filtered almost completely.

Lesson. LLM-based agents are highly effective FP filters for data-flow-driven vulnerabilities, but their effectiveness drops sharply for policy- and cryptography-related weaknesses that require domain knowledge or implicit threat modeling.

Lesson 2: The value of agentic reasoning depends more on the backbone model than on the agent framework. *Evidence.* The comparison in Section 4.2 shows that agentic frameworks consistently outperform vanilla LLM prompting for stronger backbone models such as Claude Sonnet 4 and GPT-5, reducing the remaining FPR by large margins (e.g., 23.0% → 6.3% for Claude). In contrast, for DeepSeek Chat, vanilla prompting already achieves a low remaining FPR (11.2%), and adding agentic scaffolding provides no consistent benefit and may even degrade performance. This backbone dependency is further confirmed by the per-CWE agency gain/loss analysis in Section 4.2.2 (Figure 8).

Lesson. Agentic reasoning amplifies the strengths of capable backbone models but does not compensate for weaker ones; backbone selection is a more critical decision than agent framework choice.

Lesson 3: Aggressive FP suppression risks hiding real vulnerabilities and should not be fully automated. *Evidence.* While Section 4 focuses on FP reduction on non-vulnerable cases, the

true-positive retention analysis in Section 5.4 shows that even the best-performing configuration incorrectly suppresses 22.25% of real vulnerabilities on the OWASP Benchmark positives. This risk is highly CWE-dependent: miss rates are negligible for injection-style vulnerabilities but exceed 50% for cryptography- and policy-related categories such as CWE-327, CWE-328, CWE-501, and CWE-614.

Lesson. LLM-based agents are unsuitable for unconditional, automatic suppression of SAST warnings; they should instead be deployed as decision-support tools, especially for vulnerability categories with high safety risk.

5.4 Threats to Validity

Threats to Internal Validity. The first threat stems from the inherent non-determinism of LLMs. Furthermore, in evaluating agentic frameworks, this randomness may compound across multiple reasoning steps. These may affect the reproducibility of this study. We tried to mitigate this by setting the temperature to zero. Although it does not guarantee deterministic results, doing this promotes more determinism [6]. Another threat is that our real-world evaluation only includes 50 CodeQL alerts due to limited manual triage capacity. Although we use a fixed random seed to ensure reproducibility, the sample may not fully represent the original alert distribution, and the measured performance can be affected by the rule mix (some CodeQL rules are inherently noisier than others).

Threats to External Validity. To enhance the generalizability of our findings, we incorporate a diverse range of evaluation targets and frameworks, though certain constraints remain. First, while our study focuses on Java, i.e., a primary language in enterprise environments, the selection of the OWASP Benchmark and the real-world Vul4J dataset ensures that our results cover a broad spectrum of common vulnerability patterns. While memory-unsafe languages (e.g., C/C++) involve distinct vulnerability classes such as pointer arithmetic issues, our current findings provide a verified baseline for memory-safe, high-level languages. Second, although our real-world evaluation primarily utilizes CodeQL alerts, we mitigate tool-specific bias by first analyzing the correlation of FPs across multiple industrial scanners (including Semgrep and SonarQube), ensuring that our agent systems target shared semantic blind spots rather than isolated analyzer errors. Finally, we evaluate three distinct state-of-the-art models and agent frameworks to reduce selection bias.

6 Conclusion and Future Work

In this study, we provide a comparative evaluation of three LLM-based agent frameworks, i.e., AIDER, OPENHANDS, and SWE-AGENT, for filtering FPs generated by SAST tools. Experimental results from the OWASP Benchmark and the Vul4J dataset indicate that agentic reasoning is effective. In the best-performing configuration, using SWE-AGENT with Claude Sonnet 4, the agentic workflow reduced the initial FP rate of 98.3% on the OWASP Benchmark to 6.3%, effectively removing over 92% of the noise. Similarly, in real-world scenarios involving CodeQL alerts, the agents achieved an FP identification rate of up to 93.3%. The effectiveness of these agents is non-uniform and depends on both the backbone model and the vulnerability category. Claude Sonnet 4 and GPT-5 demonstrated improved filtering performance when deployed within an agentic framework compared to vanilla zero-shot prompting, reducing residual FPR from 23.0% to 6.3%. Regarding vulnerability types, the agents achieved high reliability in filtering data-flow-dependent injection vulnerabilities with miss rates typically below 3%. In contrast, categories requiring specific domain heuristics or policy understanding showed higher rates of residual FPs and a greater risk of suppressing TPs. In the future, we plan to focus on developing CWE-aware adaptive strategies and human-in-the-loop auditing processes to maintain high filtering rates while minimizing the loss of TP results.

Data Availability

To ensure the reproducibility of our results and to provide transparency in our research, we have made all related scripts and data publicly available. All resources can be accessed as part of our anonymized artifact, which is available at <https://doi.org/10.5281/zenodo.18420285>

References

- [1] 2025. CodeQL. <https://codeql.github.com/>. <https://codeql.github.com/> Accessed: 2025-12-14.
- [2] 2025. National Vulnerability Database (NVD). <https://www.nist.gov/itl/nvd>. <https://www.nist.gov/itl/nvd> Accessed: 2026-01-30.
- [3] 2026. NVD Vulnerability Visualizations: CWE Over Time. <https://nvd.nist.gov/general/visualizations/vulnerability-visualizations/cwe-over-time>. <https://nvd.nist.gov/general/visualizations/vulnerability-visualizations/cwe-over-time> Accessed: 2026-01-30.
- [4] Vishwanath Akuthota, Raghunandan Kasula, Sabiha Tasnim Sumona, Masud Mohiuddin, Md Tanzim Reza, and Md Mizanur Rahman. 2023. Vulnerability detection and monitoring using llm. In *2023 IEEE 9th International Women in Engineering (WIE) Conference on Electrical and Computer Engineering (WIECON-ECE)*. IEEE, 309–314.
- [5] Bushra Aloraini, Meiyappan Nagappan, Daniel M. German, Shinpei Hayashi, and Yoshiaki Higo. 2019. An empirical study of security warnings from static application security testing tools. *J. Syst. Softw.* 158, C (Dec. 2019), 25 pages. doi:10.1016/j.jss.2019.110427
- [6] Merve Astekin, Max Hort, and Leon Moonen. 2024. An exploratory study on how non-determinism in large language models affects log parsing. In *Proceedings of the ACM/IEEE 2nd International Workshop on Interpretability, Robustness, and Benchmarking in Neural Software Engineering*. 13–18.
- [7] Gareth Bennett, Tracy Hall, Emily Winter, and Steve Counsell. 2024. Semgrep*: Improving the Limited Performance of Static Application Security Testing (SAST) Tools. In *Proceedings of the 28th International Conference on Evaluation and Assessment in Software Engineering (Salerno, Italy) (EASE '24)*. Association for Computing Machinery, New York, NY, USA, 614–623. doi:10.1145/3661167.3661262
- [8] Islem Bouzenia, Premkumar Devanbu, and Michael Pradel. 2025. RepairAgent: An Autonomous, LLM-Based Agent for Program Repair. In *2025 IEEE/ACM 47th International Conference on Software Engineering (ICSE)*. IEEE Computer Society, 694–694.
- [9] Quang-Cuong Bui, Riccardo Scandariato, and Nicolás E. Díaz Ferreyra. 2022. Vul4J: A Dataset of Reproducible Java Vulnerabilities Geared Towards the Study of Program Repair Techniques. In *2022 IEEE/ACM 19th International Conference on Mining Software Repositories (MSR)*. 464–468. doi:10.1145/3524842.3528482
- [10] Thanh-Long Bui, Hoa Khanh Dam, and Rashina Hoda. 2025. An LLM-based multi-agent framework for agile effort estimation. *2025 40th IEEE/ACM International Conference on Automated Software Engineering (ASE) (2025)*.
- [11] Cristiano Calcagno, Dino Distefano, Jeremy Dubreil, Dominik Gabi, Pieter Hooimeijer, Martino Luca, Peter O'Hearn, Irene Papakonstantinou, Jim Purbrick, and Dulma Rodriguez. 2015. Moving Fast with Software Verification. In *NASA Formal Methods*, Klaus Havelund, Gerard Holzmann, and Rajeev Joshi (Eds.). Springer International Publishing, Cham, 3–11.
- [12] Nesara Dissanayake, Asangi Jayatilaka, Mansoor Zahedi, and M. Ali Babar. 2022. Software security patch management - A systematic literature review of challenges, approaches, tools and practices. *Information and Software Technology* 144 (2022), 106771. doi:10.1016/j.infsof.2021.106771
- [13] Xueying Du, Kai Yu, Chong Wang, Yi Zou, Wentai Deng, Zuoyu Ou, Xin Peng, Lingming Zhang, and Yiling Lou. 2025. Minimizing False Positives in Static Bug Detection via LLM-Enhanced Path Feasibility Analysis. arXiv:2506.10322 [cs.SE] <https://arxiv.org/abs/2506.10322>
- [14] Paul Gauthier. 2025. Aider - AI Pair Programming in Your Terminal. <https://aider.chat/>. <https://aider.chat/> Accessed: 2025-12-14.
- [15] Damian Gnieciak and Tomasz Szandala. 2025. Large language models versus static code analysis tools: A systematic benchmark for vulnerability detection. *IEEE Access* 13 (2025), 198410–198422.
- [16] Zhaoqiang Guo, Tingting Tan, Shiran Liu, Xutong Liu, Wei Lai, Yibiao Yang, Yanhui Li, Lin Chen, Wei Dong, and Yuming Zhou. 2023. Mitigating false positive static analysis warnings: Progress, challenges, and opportunities. *IEEE Transactions on Software Engineering* 49, 12 (2023), 5154–5188.
- [17] Juan-Ramón Higuera, Javier Bermejo, Juan Antonio Montalvo, Javier Villalba, and Juan Pérez. 2020. Benchmarking Approach to Compare Web Applications Static Analysis Tools Detecting OWASP Top Ten Security Vulnerabilities. *Computers, Materials and Continua* 64 (06 2020), 1555–1577. doi:10.32604/cmc.2020.010885
- [18] Huimin Hu, Yingying Wang, Julia Rubin, and Michael Pradel. 2025. An Empirical Study of Suppressed Static Analysis Warnings. *Proc. ACM Softw. Eng.* 2, FSE, Article FSE014 (June 2025), 22 pages. doi:10.1145/3715729

- [19] joern.io. 2025. Documentation of Joern Scan. <https://docs.joern.io/scan/>. <https://docs.joern.io/scan/> Accessed: 2025-12-14.
- [20] joern.io. 2025. Joern – The Bug Hunter’s Workbench. <https://joern.io/>. <https://joern.io/> Accessed: 2025-12-14.
- [21] joern.io. 2025. Preshipped Joern Scan Ruleset for Java. <https://github.com/joernio/joern/tree/master/querydb/src/main/scala/io/joern/scanners/java>. <https://github.com/joernio/joern/tree/master/querydb/src/main/scala/io/joern/scanners/java> Accessed: 2025-12-14.
- [22] Hong Jin Kang, Khai Loong Aw, and David Lo. 2022. Detecting false alarms from automatic static analysis tools: how far are we?. In *Proceedings of the 44th International Conference on Software Engineering* (Pittsburgh, Pennsylvania) (ICSE ’22). Association for Computing Machinery, New York, NY, USA, 698–709. doi:10.1145/3510003.3510214
- [23] Avishree Khare, Saikat Dutta, Ziyang Li, Alaia Solko-Breslin, Rajeev Alur, and Mayur Naik. 2025. Understanding the Effectiveness of Large Language Models in Detecting Security Vulnerabilities. In *2025 IEEE Conference on Software Testing, Verification and Validation (ICST)*. 103–114. doi:10.1109/ICST62969.2025.10988968
- [24] Anant Kharkar, Roshanak Zilouchian Moghaddam, Matthew Jin, Xiaoyu Liu, Xin Shi, Colin Clement, and Neel Sundaresan. 2022. Learning to reduce false positives in analytic bug detectors. In *Proceedings of the 44th International Conference on Software Engineering* (Pittsburgh, Pennsylvania) (ICSE ’22). Association for Computing Machinery, New York, NY, USA, 1307–1316. doi:10.1145/3510003.3510153
- [25] Ahmed Lekssays, Hamza Mouhcine, Khang Tran, Ting Yu, and Issa Khalil. 2025. LLMxCPG: Context-Aware Vulnerability Detection Through Code Property Graph-Guided Large Language Models. In *Proceedings of the 34th USENIX Security Symposium*. 489–507. <https://www.usenix.org/conference/usenixsecurity25/presentation/lekssays>
- [26] Valentina Lenarduzzi, Fabiano Pecorelli, Nyti Saarimaki, Savanna Lujan, and Fabio Palomba. 2023. A critical comparison on six static analysis tools: Detection, agreement, and precision. *J. Syst. Softw.* 198, C (April 2023), 19 pages. doi:10.1016/j.jss.2022.111575
- [27] Frank Li and Vern Paxson. 2017. A Large-Scale Empirical Study of Security Patches. In *Proceedings of the 2017 ACM SIGSAC Conference on Computer and Communications Security*. Association for Computing Machinery, Dallas, TX, USA, 2201–2215. doi:10.1145/3133956.3134072
- [28] Kaixuan Li, Sen Chen, Lingling Fan, Ruitao Feng, Han Liu, Chengwei Liu, Yang Liu, and Yixiang Chen. 2023. Comparison and evaluation on static application security testing (sast) tools for java. In *Proceedings of the 31st ACM Joint European Software Engineering Conference and Symposium on the Foundations of Software Engineering*. 921–933.
- [29] Ziyang Li, Saikat Dutta, and Mayur Naik. 2025. IRIS: LLM-Assisted Static Analysis for Detecting Security Vulnerabilities. In *Proceedings of the International Conference on Learning Representations (ICLR)*. <https://openreview.net/forum?id=9LdJDU7E91>
- [30] Zongjie Li, Zhibo Liu, Wai Kin Wong, Pingchuan Ma, and Shuai Wang. 2024. Evaluating C/C++ vulnerability detectability of query-based static application security testing tools. *IEEE Transactions on Dependable and Secure Computing* 21, 5 (2024), 4600–4618.
- [31] Zhen Li, Ning Wang, Deqing Zou, Yating Li, Ruqian Zhang, Shouhuai Xu, Chao Zhang, and Hai Jin. 2024. On the Effectiveness of Function-Level Vulnerability Detectors for Inter-Procedural Vulnerabilities. In *Proceedings of the IEEE/ACM 46th International Conference on Software Engineering* (Lisbon, Portugal) (ICSE ’24). Association for Computing Machinery, New York, NY, USA, Article 157, 12 pages. doi:10.1145/3597503.3639218
- [32] Feng Lin, Dong Jae Kim, and Tse-Hsun Chen. 2025. SOEN-101: Code Generation by Emulating Software Process Models Using Large Language Model Agents. In *2025 IEEE/ACM 47th International Conference on Software Engineering (ICSE)*. IEEE, 1527–1539.
- [33] OWASP Foundation. 2025. OWASP Benchmark for Java (Source Repo). <https://github.com/OWASP-Benchmark/BenchmarkJava>. <https://github.com/OWASP-Benchmark/BenchmarkJava> Accessed: 2025-12-14.
- [34] OWASP Foundation. 2025. Source Code Analysis Tools | OWASP Foundation. https://owasp.org/www-community/Source_Code_Analysis_Tools. https://owasp.org/www-community/Source_Code_Analysis_Tools Accessed: 2025-12-14.
- [35] OWASP Foundation. 2025. The OWASP Benchmark Project. https://owasp.org/www-project-benchmark/#div-java_test_cases. https://owasp.org/www-project-benchmark/#div-java_test_cases Accessed: 2025-12-14.
- [36] Serena E. Ponta, Henrik Plate, Antonino Sabetta, Michele Bezzi, and Cédric Dangremont. 2019. A Manually-Curated Dataset of Fixes to Vulnerabilities of Open-Source Software. In *Proceedings of the 16th International Conference on Mining Software Repositories*.
- [37] Caitlin Sadowski, Jeffrey Van Gogh, Ciera Jaspán, Emma Soderberg, and Collin Winter. 2015. Tricorder: Building a Program Analysis Ecosystem. In *2015 IEEE/ACM 37th IEEE International Conference on Software Engineering*, Vol. 1. 598–608. doi:10.1109/ICSE.2015.76
- [38] SonarSource. 2025. SonarQube: Code Quality & Security | Static Analysis Tool. <https://www.sonarsource.com/products/sonarqube/>. <https://www.sonarsource.com/products/sonarqube/> Accessed: 2025-12-14.

- [39] Nalin Wadhwa, Jui Pradhan, Atharv Sonwane, Surya Prakash Sahu, Nagarajan Natarajan, Aditya Kanade, Suresh Parthasarathy, and Sriram Rajamani. 2024. CORE: Resolving Code Quality Issues using LLMs. *Proc. ACM Softw. Eng.* 1, FSE, Article 36 (July 2024), 23 pages. doi:10.1145/3643762
- [40] Xingyao Wang, Boxuan Li, Yufan Song, Frank F. Xu, Xiangru Tang, Mingchen Zhuge, Jiayi Pan, Yueqi Song, Bowen Li, Jaskirat Singh, Hoang H. Tran, Fuqiang Li, Ren Ma, Mingzhang Zheng, Bill Qian, Yanjun Shao, Niklas Muennighoff, Yizhe Zhang, Binyuan Hui, Junyang Lin, Robert Brennan, Hao Peng, Heng Ji, and Graham Neubig. 2025. OpenHands: An Open Platform for AI Software Developers as Generalist Agents. In *The Thirteenth International Conference on Learning Representations*. <https://openreview.net/forum?id=OJd3ayDDoF>
- [41] Cheng Wen, Yuandao Cai, Bin Zhang, Jie Su, Zhiwu Xu, Dugang Liu, Shengchao Qin, Zhong Ming, and Tian Cong. 2024. Automatically Inspecting Thousands of Static Bug Warnings with Large Language Model: How Far Are We? *ACM Trans. Knowl. Discov. Data* 18, 7, Article 168 (June 2024), 34 pages. doi:10.1145/3653718
- [42] John Yang, Carlos E. Jimenez, Alexander Wettig, Kilian Lieret, Shunyu Yao, Karthik Narasimhan, and Ofir Press. 2024. SWE-agent: agent-computer interfaces enable automated software engineering. In *Proceedings of the 38th International Conference on Neural Information Processing Systems (Vancouver, BC, Canada) (NIPS '24)*. Curran Associates Inc., Red Hook, NY, USA, Article 1601, 125 pages.
- [43] Shunyu Yao, Jeffrey Zhao, Dian Yu, Nan Du, Izhak Shafran, Karthik Narasimhan, and Yuan Cao. 2023. ReAct: Synergizing Reasoning and Acting in Language Models. In *International Conference on Learning Representations (ICLR)*. <https://arxiv.org/abs/2210.03629>
- [44] Zheng Yu, Ziyi Guo, Yuhang Wu, Jiahao Yu, Meng Xu, Dongliang Mu, Yan Chen, and Xinyu Xing. 2025. Patchagent: A practical program repair agent mimicking human expertise. In *Proceedings of the 34th USENIX Security Symposium (USENIX Security'25)*, Seattle, WA, USA.
- [45] Xin Zhou, Ting Zhang, and David Lo. 2024. Large language model for vulnerability detection: Emerging results and future directions. In *Proceedings of the 2024 ACM/IEEE 44th International Conference on Software Engineering: New Ideas and Emerging Results*. 47–51.