

# Should LLMs, *like*, Generate How Users Talk? Building Dialect-Accurate Dialog[ue]s Beyond the American Default with MDial

Jio Oh<sup>1 2 †</sup> Paul Vicinanza<sup>2</sup> Thomas Butler<sup>2</sup> Steven Euijong Whang<sup>1</sup> Dezhi Hong<sup>2</sup> Amani Namboori<sup>2</sup>

## Abstract

More than 80% of the 1.6 billion English speakers do not use Standard American English (SAE) and experience higher failure rates and stereotyped responses when interacting with LLMs as a result. Yet multi-dialectal performance remains under-explored. We introduce **MDial**, the first large-scale framework for generating multi-dialectal conversational data encompassing the three pillars of written dialect—lexical (vocabulary), orthographic (spelling), and morphosyntactic (grammar) features—for nine English dialects. Partnering with native linguists, we design an annotated and scalable rule-based LLM transformation to ensure precision. Our approach challenges the assumption that models should mirror users’ morphosyntactic features, showing that up to 90% of the grammatical features of a dialect should not be reproduced by models. Independent evaluations confirm data quality, with annotators preferring MDial outputs over prior methods in 98% of pairwise comparisons for dialect naturalness. Using this pipeline, we construct the dialect-parallel **MDialBenchmark** with 50k+ dialogs, resulting in 97k+ QA pairs, and evaluate 17 LLMs on dialect identification and response generation tasks. Even frontier models achieve under 70% accuracy, fail to reach 50% for Canadian English, and systematically misclassify non-SAE dialects as American or British. As dialect identification underpins natural language understanding, these errors risk cascading failures into downstream tasks.

## 1. Introduction

Large Language Models (LLMs) are increasingly deployed in conversational AI, yet their training data skew heavily to-

ward Standard American English (SAE). The limited dialect-specific data available are often narrow in domain and exaggerated in form, causing models to learn stereotypical and potentially offensive patterns (Fleisig et al., 2024; Deas et al., 2025; Amidei et al., 2025). These deficiencies persist beyond post-training: models exhibit degraded performance for non-SAE users across classification, question-answering, and reasoning tasks (Ziems et al., 2023; Held et al., 2023; Liu et al., 2023; Xiao et al., 2023; Holt et al., 2024; Faisal et al., 2024; Lin et al., 2025; Gupta et al., 2025; Lee et al., 2025). More troublingly, LLMs have been shown to display explicit bias against users of non-standard dialects (Hofmann et al., 2024; Smith et al., 2024; Amidei et al., 2025). These deficits not only degrade user satisfaction (Mihalcea et al., 2025), but also disadvantage dialect speakers in real-world LLM applications (Lin et al., 2025).

To narrow this gap, various dialect-specific data generation methods have been proposed. These approaches typically transform SAE text into a target dialect using human translation (Lin et al., 2025), rule-based heuristics (Ziems et al., 2023), LLMs (Gupta et al., 2025), or hybrid methods (Lee et al., 2025). LLMs offer scalability, but relying on parametric knowledge alone proves insufficient: even state-of-the-art models struggle to produce natural-sounding dialect text (Deas et al., 2023; Yong et al., 2023; Smith et al., 2024). Structured external resources are therefore essential. The most widely adopted is the Electronic World Atlas of Varieties of English (eWAVE), a database of 235 morphosyntactic features used across 77 English varieties, compiled by professional linguists from 175 peer-reviewed sources (Kortmann et al., 2020). Its appeal is clear: comprehensive coverage, scientific grounding, and public availability.

However, our analysis of previous work and eWAVE itself reveals three critical limitations. First, eWAVE indexes only morphosyntactic variation, omitting orthographic variations (e.g., *color* vs. *colour*) and lexical variations (e.g., *apartment* vs. *flat*), which are central to written dialect. Second, evaluation with native speakers reveals that direct application of eWAVE rules produces exaggerated and often antiquated representations of dialects. Third—and most critically—prior work conflates dialect features used by speakers with those appropriate for model generation. For

<sup>†</sup>Work done during internship in Amazon. <sup>1</sup>KAIST, Daejeon, Republic of Korea <sup>2</sup>Amazon, Bellevue, WA, USA. Correspondence to: Jio Oh <harryoh99@kaist.ac.kr>.

Table 1. Example Irish dialect transformation comparing eWAVE LLM-based generation (Lee et al., 2025) and MDial. Highlighted spans indicate transformation type: **lexical** substitutions, **orthographic** changes, and **morphosyntactic** edits. Note lack of lexical or orthographic changes in prior methods, as well as the **thou** transformation, which our Irish annotators flagged as archaic.

SAE baseline	Trans-EnV (eWAVE + LLM)	Ours ( $RBT_{Model}$ )
I’m trying to <b>organize</b> <b>my</b> <b>linen closet</b> better, but it’s such a mess right now. Do you have any tips for keeping sheets neat and accessible?	I’m trying to organize <b>me</b> linen closet where it’s, like, such a mess right now more good . <b>Thou</b> have any tips for keeping sheets neat and accessible?	I’m trying to <b>organise</b> <b>me</b> <b>hot press</b> better, but it’s such a mess right now. What tips ye have for keeping sheets neat and accessible?

example, the discourse marker *like* (“Carol was, like, making lunch”) is pervasive in spoken English, including SAE, yet is implicitly understood to be inappropriate for generated written text. By treating all attested eWAVE features as suitable for model output, dialect-specific generators risk reinforcing the very stereotypes they aim to correct.

To address these gaps, we introduce MDial, a comprehensive framework for generating **Multi-turn, Dialect-parallel** dialogs. We partner with native linguists to identify the key lexical (vocabulary; parking lot → car park), orthographic (spelling; color → colour), and morphosyntactic (grammar; Sarah and I → Sarah and meself) differences between SAE and their native dialects (Joshi et al., 2025). We also ask them to categorize these features as appropriate or inappropriate for AI-generated model responses. Annotators indicate that up to 90% of the eWAVE features should not be replicated in model responses, depending on the dialect.

Using SoTA LLMs, we generate seed dialogs and apply the rule-based transformations (RBTs) identified as appropriate by the native linguists. After a series of post-transformation quality checks, MDial dialect-accurate multi-turn conversations alternating between user requests and model responses. In total, we produce 3,680 dialogs parallel across 9 English dialects—American (SAE; US), Australian (AU), British (GB), Canadian (CA), Indian (IN), Irish (IE), Nigerian (NG), Philippine (PH), and Scottish (SC)—with four turn variants (1, 2, 4, and 8) and three different datasets, resulting in a total of 400k+ generated dialogs.

We use the generated datasets to construct the MDialBench, spanning 9 English dialect variants to benchmark LLM dialect classification and response generation capabilities. Although dialect identification is a fundamental prerequisite to dialect natural language understanding (NLU) and appropriate responses, little research has examined models’ abilities to discern English dialects (Gu et al., 2024). We present LLMs with our generated data and ask how well the model can a) identify the dialect and b) select the dialect-appropriate model response. Probing 17 LLMs across diverse families and sizes, we observe that even SoTA LLMs achieve less than 70% accuracy on average on both classification and generation tasks. These deficiencies are even more acute for certain dialects, as all tested models fail to

reach 40% accuracy for CA. Examining failure patterns, we see models exhibit strong bias towards US (for CA & PH) or GB (for IE, SC, & IN) dialects. Collectively, this work suggests that dialect misidentification forms as an early failure point that can propagate to many observed non-SAE defects in tasks such as question-answering or reasoning.

Plus, we show that post-training on data from MDial substantially improves dialectal capabilities in LLMs, even with limited supervision. Notably, fine-tuning for dialectal response generation induces strong gains in dialect identification, suggesting that models acquire internal representations of systematic dialectal patterns when properly trained to generate dialect-aware responses.

In summary, (1) we provide a novel dialect-aware data generation pipeline along lexical, orthographic, and morphosyntactic dimensions, using an LLM-based transformations with native linguist annotations. (2) We explicitly delineate between morphosyntactic features common in users’ dialects from those the model should use when generating text. (3) We plan to release the generated large-scale parallel multi-dialectal conversational dataset spanning 9 English dialects, enabling future research on dialect-aware conversational AI. (4) We combine these data into a benchmark that evaluates and shows the current LLMs’ inability on dialect classification and generation.

## 2. Related Work

Dialect boundaries are inherently fluid, but in this paper we define dialects at the country level. While regional and sub-regional differences exist within countries, this high-level categorization captures meaningful variation across the world. Given a dearth of high-quality dialect-specific data, particularly for lower-resource English dialects, substantial effort has been made to transform SAE text into target dialects. Hiring native speakers to manually rewrite dialogs is the most efficacious approach but is financially prohibitive to scale and typically limited to a single dialect (Ziems et al., 2022; Lin et al., 2025). As a result, most techniques transform baseline text by either (a) using LLMs’ parametric knowledge or (b) applying rule-based transformations (RBTs) with or without LLMs.

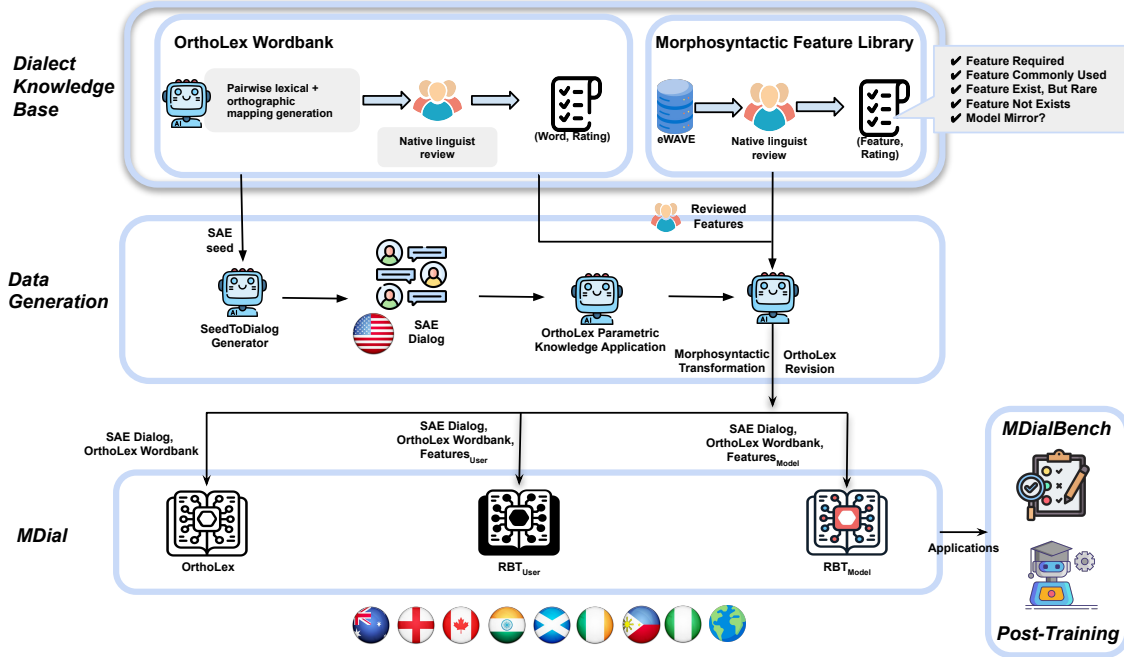


Figure 1. Overview of MDial. The framework combines ortho-lexical seed creation, multi-turn SAE dialog generation, and rule-guided dialect transformation using curated lexical, orthographic, and morphosyntactic knowledge to produce parallel dialogs across 9 English dialects. The resulting dataset supports both benchmarking (MDialBench) and post-training to enhance LLMs’ dialectal capabilities.

Parametric transformations are the simplest and commonly used (Gupta et al., 2025; Finch et al., 2025), but risk reproducing the very biases that these data aim to correct (Fleisig et al., 2024). Instead, most work applies RBTs with deterministic syntax parsing rules or an LLM. While some work targets lexical differences (Zhou et al., 2025), most research exclusively focuses on the morphosyntactic features of a dialect, using the eWAVE database as a source of ground truth rules (Ziems et al., 2022; 2023; Xiao et al., 2023; Lee et al., 2025; Srirag et al., 2025). Ziems et al. (2022) and Ziems et al. (2023) apply eWAVE using rule-based heuristics, but these methods fail to capture the contextual depth of real-world dialect usages (Lin et al., 2025) and often produce exaggerated feature applications (see App. B.3 for examples). Gupta et al. (2025) prompt GPT-4o with three eWAVE few-shot examples to transform SAE text to different dialects. Lee et al. (2025) provide GPT-4o-mini with eWAVE rules and LLM-generated guidelines alongside SAE text, using eWAVE’s attestation ratings to assist with transformations. MDial adopts a hybrid approach by using LLMs to apply native linguist validated lexical, orthographic, and morphosyntactic transformations, while uniquely distinguishing between features for model comprehension versus generation.

### 3. MDial

We propose MDial, a novel data generation framework to create a parallel conversational dataset across nine dialects.

To properly integrate parametric knowledge from LLMs, rules from linguistic databases, and human-in-the-loop validation from native linguists, we decompose the transformation into five main components. This decomposition prevents LLMs from collapsing to SAE, which is often observed in modern LLMs (Fleisig et al., 2024): (1) identify candidate transformations for SAE  $\rightarrow$  target dialect for lexical, orthographic, and morphosyntactic dimensions, (2) validate these transformations with native linguists, (3) construct seed dialogs in SAE, (4) use LLMs to transform the seed dialogs via explicit transformation rules, and finally (5) apply quality controls to ensure accurate transformation. We visualize and formalize the entire generation process in Fig. 1 and Algorithm 1 (App. B.4), respectively.

#### 3.1. Dialect Knowledge Base Construction

The first stage of MDial is to build a set of valid transformations from SAE to a target dialect. This consists of two sub-steps: (a) generating candidate transformations and (b) winnowing valid transformations from the candidate list to build the final set of transformations.

**Identifying Candidate Transformations.** Following prior research, we collect our candidate morphosyntactic transformations from eWAVE (Ziems et al., 2022; 2023; Liu et al., 2023; Held et al., 2023; Xiao et al., 2023; Lee et al., 2025). Unfortunately, no similar comprehensive database exists to inform lexical and orthographic transformations for English dialects. To collect these additional dimensions, we

first prompt GPT-5 and Gemini-3 with web search enabled to collect candidate mappings for each dialect. Then, use Claude-4-Sonnet as a verification filter, we validate each candidate as a genuine difference.

**Identifying Valid Transformations with Human Annotators.** Critically, relying solely on LLM-based mappings may reinforce the very biases MDial seeks to correct and so we recruit native linguists to validate the authenticity of each feature transformation. Where possible, we recruit dialect-expert linguists; otherwise, we recruit three annotators from diverse backgrounds per dialect (e.g., our three Nigerian annotators belong to the Yoruba, Igbo, and Hausa ethnic groups; App. B.5).

Rather than annotate on a binary scale, we have annotators rate each feature’s prevalence using eWAVE’s 1-4 scale<sup>1</sup>:

4. Pervasive or obligatory (100% frequency)
3. Neither pervasive nor extremely rare (60%)
2. Exists but extremely rare (30%)
1. Attested absence (0%)

Maintaining an ordinal distinction is essential, as the SAE feature and the dialect-specific feature are not inherently mutually exclusive. For example, our British annotator gave “call”→“ring” a (3) because both “I’ll call you” and “I’ll ring you” are natural in British English. Our 1-4 scale captures this nuance.

For morphosyntax, our pilot experiments revealed that eWAVE’s ratings did not reflect modern usage patterns. Additionally, eWAVE lacks some country-level dialects appropriate for LLMs (e.g., no Canadian English, no Standard British dialect but “Southwest England,” “British Creole,” “East Anglian,” etc.). As a result, we have our linguists re-annotate each eWAVE feature for all target dialects. For dialects present in eWAVE, we exclude features marked as absent in the original eWAVE database to reduce workload.

Finally, we have linguists annotate whether the model should follow each feature when generating text. For instance, the discourse marker, “like” (e.g., I am, *like*, really tired.) was universally annotated as prevalent, but not mandatory (3/4). At the same time, every annotator also indicated that models *should not* adapt this feature. This novel annotation dimension uniquely distinguishes MDial from previous approaches.

Empirically, we see massive differences between eWAVE, user-appropriate ( $Features_{User}$ ), and model-appropriate ( $Features_{Model}$ ) morphosyntactic transformations; with per-feature alignment rate (agreement between eWAVE and annotator ratings) of only 34% and 16%, respectively. Moreover, our annotators indicate up to 90% of eWAVE features

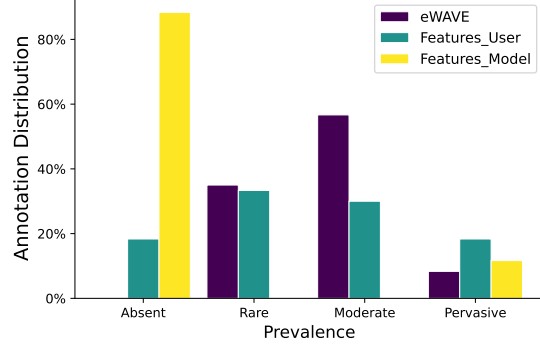


Figure 2. Annotation rating distribution of eWAVE, User, and Model appropriate generation for AU morphosyntax features.

should not be produced by the model (Fig. 2). This result clearly highlights the pressing need to disentangle spoken morphosyntactic features for a spoken dialect from how LLMs should generate text.

### 3.2. Initial Dialog Generation

We begin with source SAE dialogs, which are subsequently transformed into other dialects using the MDial framework. To ensure our SAE dialogs contain features that give rise to variation in other dialects, rather than starting from random public datasets, we generate baseline SAE dialogs by prompting SoTA LLMs to simulate real-world conversations between users and models. These prompts use the lexical terms identified in Sec. 3.1 as seed words, and we generate two types of conversations. In **natural** conversations, the seed word appears organically in the user’s request, whereas in **indirect** conversation the user’s initial request does not contain the seed word and coaxes the model to generate it instead:

- **Natural:** “Will I need an umbrella today?”
- **Indirect:** “What should I use to protect myself from the rain?”

### 3.3. Dialog Dialect Transformation

MDial creates three versions of the data at varying rule-based transformation (RBT) points,  $OrthoLex$ ,  $RBT_{user}$ , and  $RBT_{model}$ . For each baseline dialog and dialect,  $d$ , we sample the set of valid transformations using weights assigned to the 1-4 scale. For example, “call”→“ring” was given a 3 in British English, corresponding to 60% frequency. For each dialog, there is a 60% chance this rule would be sampled. Note that most dialogs would not have this transformation applied either way, given the odds any single dialog contains “call” is quite low.

To begin, we observed that LLMs could effectively apply lexical and orthographic rule-based transformations, both consistently applying the transformation rules while preserving semantic meaning and standard SAE grammar. We

<sup>1</sup>We follow the heuristic probabilities of eWAVE (Kortmann et al., 2020; Ziemis et al., 2023)



first transform the SAE dialog into the target dialect without explicit guidelines to fully utilize the LLM’s parametric knowledge, then apply the revision process described in Sec. 3.4. We conduct these steps to create *OrthoLex* data.

In contrast, we found that even SoTA LLMs demonstrate a strong tendency to default to grammatical patterns that are accepted in SAE even when explicitly prompted otherwise. Thus, rather than providing all morphosyntactic rules at once, we follow prior work and sequentially apply each morphosyntactic rule one-by-one (Ziems et al., 2023; Lee et al., 2025). By applying sequentially, we ensure that the model faithfully applies the transformation.

Importantly, we have two separate morphosyntactic transformation guidelines, one for users ( $features_{User}$ ) and a second for model ( $features_{Model}$ ) generation. Thus, we conduct this process twice to create the  $RBT_{user}$  and  $RBT_{model}$  data for their respective guidelines.

### 3.4. Quality Control & Revision

We list the major challenges identified across different steps and detail the corresponding strategies implemented to address them.

**eWAVE Guideline Regeneration.** After providing example dialogs for  $RBT_{user}$  &  $RBT_{model}$  to native linguists, many felt that the grammatical transformations were still too extreme or incorrectly applied. We explore that these errors stem from the limitations of eWAVE. The database does not map specific features to different dialects, but rather treat them as a whole, hence fails to provide adequate transformation guidelines for target dialects. For example, the eWave rule for “second person plural pronoun other than you” allows many different transformations (y’all, youse, all of you, you guys, etc.). However, different dialects have different ways of expressing this feature, while there are no relevant information in the database. This deficit creates awkward or unnatural text: y’all being used, where youse is correct or vice versa.

Plus, we observe that prior academic work (Lee et al., 2025) that attempted to generate transformation guidelines/examples with LLMs introduced errors, misdirecting models to produce non-natural or inauthentic dialectal outputs. For instance, for an eWAVE rule, “Leveling of the difference between present perfect and simple past: present perfect for StE simple past”, the provided example is “She visited the museum yesterday” → “She has visited the museum.”, where “yesterday” is unintentionally dropped. When an LLM is given this guide during the rule application step, it incorrectly learns to drop temporal expressions entirely rather than understanding that the rule concerns tense leveling. As a result, the model would erroneously drop any temporal expressions leading to unintentional misguidance

(e.g., “It rained on Monday.” → “It has rained.”).

Correcting these salient issues, we regenerate the  $RBT_{user}$  &  $RBT_{model}$  data by regenerating guidelines and examples with iterative interactions with native linguists. This procedure is essential, considering that LLMs are very sensitive to the given examples and guidelines (Chatterjee et al., 2024).

**Orthographic & Lexical Refinement** Another critical issue is that our annotations are inexhaustive, this is, they do not cover all possible transformations—many valid transformations are not represented in the original Knowledge Base. We rely on LLMs to fill in these gaps parametrically, but LLMs occasionally have wrong knowledge about the lexical and orthographic differences between dialects, even in high-resource dialects. For instance, an LLM transforms “eggplant” to “aubergine” for AU dialect, probably due to its influence from GB, while “eggplant” is accepted in AU. Similarly LLMs erroneously transform “-ize” conventions (e.g., organize) to “-ise” conventions for CA (e.g., organise). We suspect that this occurs since CA follows GB spelling conventions with an exception of using “-ize”. Moreover, LLMs frequently apply GB spelling conventions for PH, despite PH following SAE orthography. We hypothesize that this error stems from lack of knowledge of low-resource dialects. We discuss our further revision steps to ensure accurate transformations in Appendix Section B.8

## 4. MDialBench

Using the MDial data generation framework, we introduce MDialBench, a multi-dialectal benchmark to evaluate the capabilities of LLMs on two tasks: dialect classification and response completion.

### 4.1. Classification: Dialect Identification

For LLMs to be effective in dialect-aware interactions, they must first correctly identify the user’s dialect from the conversational context. Imagine that a shopping LLM agent is asked “Please purchase white pants size medium.” If the user is British, they are asking the agent to purchase underwear while an SAE model would add trousers instead. If the model knew a priori that the user was British, such a failure would be much less likely. Put simply, dialect identification failures lead to more severe failures. Although impossible to glean from this one sentence example, users naturally reveal their dialect over lengthy multi-turn conversations through their lexical, orthographic, and grammatical choices.

Can models discern English dialect from natural language? Although an integral task, a recent survey of NLP dialects does not discuss any benchmarks for the detection of English dialects (Joshi et al., 2025). This limitation stems from the scarcity of authentic, parallel dialog datasets with scale—a gap we address with MDial.

Through MDialBench, we evaluate this capability by measuring identification accuracy across varying conversational turns, using 1, 2, 4, and 8-turn dialogs created via MDial. Models are given a dialog and prompted to choose the correct dialect from a set of options. We provide the prompt template in App. F.5.

## 4.2. Generation: Response Completion

Beyond identification, generating dialect-appropriate responses is a key requirement to create natural conversations, thus enhance user satisfaction, in non-US countries (Mihalcea et al., 2025). However, evaluating open-ended generation in this context is challenging. Traditional n-gram metrics like BLEU (Papineni et al., 2002) are often poorly correlated with dialect appropriateness given the breadth of the valid output space, and LLM-as-a-judge is unreliable, considering the lack of dialectal knowledge of LLMs (see App. C for details).

Hence, we treat response completion task as a proxy for response generation. Given a conversation history and the final user utterance, the model must select the correct response from  $N$  candidates, each representing a different dialect. Note that we design the test set so that only one answer is valid in this task using the secondary label assignments mentioned in 4.3. For the prompt template, see App. F.6.

## 4.3. Multi-label Assignment

MDial data generation transforms an SAE dialect into a target dialect. However, a single conversation may be valid in multiple dialects, especially short ones where dialectal cues are limited. This creates a challenge for dialect identification and response completion tasks where multiple options may be valid choices. Addressing this challenge, we construct a  $O \times X \times M \times D$  matrix (orthographic  $\times$  lexical  $\times$  morphosyntactic  $\times$  dialect) for all valid transformations. When generating data, we track every transformation and validate each dialect against this set of transformations. We assign secondary labels to that dialog if *every* transformation is valid in additional dialects.

# 5. Experiments

## 5.1. Models and Dataset

We use 500 dialogs per turn (1, 2, 4, 8) and dataset (OrthoLex,  $RBT_{User}$ , and  $RBT_{Model}$ ) resulting in approximately 54,000 test samples for evaluation (500 conversations  $\times$  9 dialects  $\times$  3 datasets  $\times$  4 turn lengths). We evaluate seventeen models, including Claude-{Haiku-4.5, Sonnet-4, Opus-4.1}, Qwen3-{0.6B, 1.7B, 4B, 8B, 32B, 235B-A22B} (Yang et al., 2025), Gemma3-{4B, 12B, 27B} (Team

et al., 2025), GPT-OSS-{20B, 120B} (Agarwal et al., 2025), and Deepseek-{V3.1, R1} (Liu et al., 2024; Guo et al., 2025). We conduct additional supervised fine-tuning (SFT) on Qwen3-8B and Gemma3-12B to see whether post-training can enhance the dialectal capabilities of LLMs.

## 5.2. MDial Data Quality Analysis

We evaluate our data quality against the recently published SoTA method Trans-EnV (Lee et al., 2025), which provides a pipeline for synthetically generating non-SAE dialects. We construct single-turn SAE dialogs between a user and an assistant and transform them into the six non-SAE dialects shared by Trans-EnV and MDial. For each dialect, we recruit three native speakers and ask them to indicate which transformed dialog better represents (1) how a user would communicate and (2) how a model should respond in their English dialect. Preferences are aggregated via the median, and we report the percentage of cases in which MDial is preferred over Trans-EnV. MDial substantially outperforms prior work, being preferred in approximately 99% of cases for both user and model utterances (Table 2). See Appendix B.9 and Table 9 for full details.

## 5.3. LLM Performance on MDialBench

Fig. 3 shows that even the frontier models such as Claude-Opus-4.1 or Claude-Sonnet-4 (with reasoning) struggle, averaging less than 60% accuracy for the  $RBT_{user}$  dataset on single-turn dialogs. Across the board, models perform worse on  $RBT_{user}$  where morphosyntactic transformations are most extreme. This finding reinforces prior work on model failures when engaging with non-SAE dialects (Ziems et al., 2022; Fleisig et al., 2024; Lee et al., 2025). However, models perform better on  $RBT_{model}$  than *OrthoLex*, indicating that constrained morphosyntactic differences add information. Paradoxically, performance for small models *decreases* as context (turn count) increases. We explore the relationships between turn count, model size, and performance below and conduct ablation analyses to evaluate whether test-time compute for reasoning improves performance in App. D.6.

## 5.4. Scaling Effects: Model Size vs Performance

We observe a clear positive linear correlation between model size and performance. We use estimated sizes for Claude-family models, which lack public parameter disclosures (Haiku: 20B; Sonnet: 175B; Opus: 2T)<sup>2</sup>. Fig. 12 shows that the performance of all models scale linearly with model size until plateauing at the largest scales. Though intuitive, this finding is noteworthy as LLMs develop dialect classifi-

<sup>2</sup><https://claude.ai/public/artifacts/0ecd8b83-807b-4481-8456-8605d48a356c>

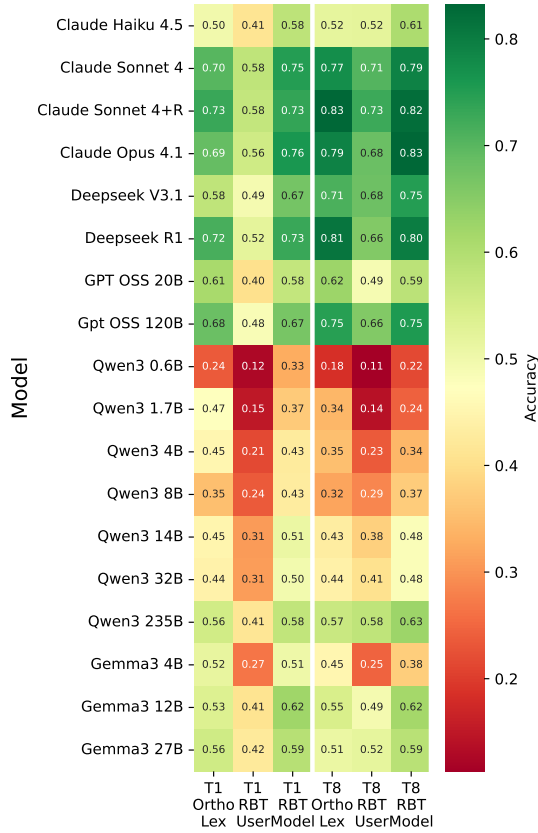


Figure 3. Model performance on MDialBench classification (Identification) task for turn 1 and 8 dialogs. We observe an overall trend of positive correlation between model size & accuracy and that models struggle when morphosyntactic features are added. Results across all turns for classification and generation are shown in Fig. 10 and Fig. 11, respectively.

cation and generation capabilities despite being trained on unlabeled text without explicit dialectal metadata.

### 5.5. Context vs Performance

We expect the performance of LLMs to improve with longer context (more turns), as more context provide clearer dialectal signals. This pattern holds for generation Fig. 4, but counter-intuitively, smaller models perform better on short conversations. Investigating, we find that shorter conversations are often valid in multiple dialects (multi-label), and a single turn dialog might be valid in British, Irish, and Scottish English. Eight-turn dialogs, meanwhile, accumulate sufficient distinctive features and almost always has a single deterministic label.

Consequently, this ambiguity benefits models that make biased guesses. If a model defaults to high-resource dialects (e.g., SAE or British English), rather than genuinely analyzing dialectal features, it will score higher on ambiguous short conversations, where these dialects are often valid. To provide context for these results, we establish three base-

Table 2. MDial vs Trans-EnV (Lee et al., 2025): Win rate of MDial over Trans-EnV (%), rated by native speakers.

	AU	IN	IR	NG	PH	SC
User	99.1	99.1	96.7	98.3	100.0	99.2
Model	100.0	100.0	99.2	95.8	100.0	98.3

lines for the classification task across 1, 2, 4, and 8 turns. A *random guess* yields  $\{.31, .27, .24, .22\}$ , *SAE-biased guess* (always selecting SAE as the answer) yields  $\{.21, .18, .17, .15\}$ , and *GB-biased guess* yields  $\{.37, .33, .29, .26\}$  average accuracies, respectively. All models smaller than 8B underperform the *GB-biased guess* for  $RBT_{User}$ . Qwen3 models, in particular show large deficits on this task, with the 14B and 32B versions underperforming this baseline by 5% accuracy.

We explore these failure patterns as a 2x2 confusion matrix of predicted and actual labels for each model App. D.3. Smaller models demonstrate a consistent bias towards high-resource dialects (US and GB), regardless of the true dialect, and their success on short conversations is an artifact of label ambiguity, not genuine capability. This bias persists in even the largest models and is particularly pronounced for Canadian English. When averaging performance across turns, the top model Claude-Opus-4.1, for example, correctly classifies Canadian English just 33% of the time, mislabeling 31% of dialogs as US English (Fig. 14). This pattern holds for other large models—Deepseek-R1 (37% correct; 27% US), GPT-OSS-120B (31% correct, 27% US)—and is notably poor for Qwen3-235B (15% correct, 69% US) (Fig. 15).

### 5.6. Post Training with MDial

Can the dataset from MDial improve LLM’s dialectal capabilities? We conduct supervised fine-tuning on Qwen3-8B and Gemma3-12B for both tasks, using 2500 dialogs per turn and dataset, resulting in approximately 365,000 training samples after filtration. We post-train models on each task separately to observe potential transfer learning. Note that the training and evaluation dialogs are disjoint.

Table 3. Model performance on  $RBT_{model}$  MDialBench classification after post-training. Models with suffix “-0.15e” are models trained on 0.15 epoch and those with suffix “-full” are trained on 1 epoch. See App. D.4 for  $RBT_{User}$  &  $OrthoLex$

Model	Turn 1	Turn 2	Turn 4	Turn 8
Qwen3-8B	0.429	0.385	0.377	0.373
Qwen3-8B-0.15e	0.919	0.957	0.977	0.990
Qwen3-8B-Full	<b>0.967</b>	<b>0.991</b>	0.996	<b>0.999</b>
Gemma3-12B	0.356	0.324	0.338	0.386
Gemma3-12B-Full	<b>0.967</b>	0.990	<b>0.997</b>	<b>0.999</b>

Fine-tuning substantially improves model performance, greatly surpassing the best-performing models (Table 3), with turn 1 accuracy of 96.7% for both Qwen3-8B and Gemma3-12B. To minimize data leakage across seed words,

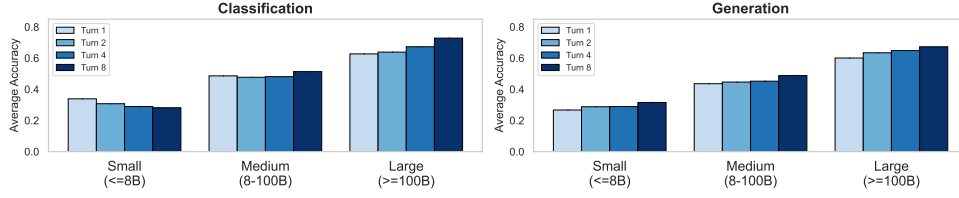


Figure 4. Model performance by scale and context length averaged over OrthoLex,  $RBT_{User}$ , and  $RBT_{model}$  data.

we also evaluate a model trained on just 0.15 epochs (a couple hundred examples per dialect) and find performance still exceeds frontier models. The finite state space for dialect variations—lexical, orthographic, and morphosyntactic mappings—means that our training data enable the model to learn comprehensive dialectal patterns. Dialect identification is not a difficult task; models have simply not been trained to do it.

### 5.7. Cross-Task Transfer

Does fine-tuning on classification improve generation or vice versa? Indeed, models trained for response completion (RC; generation) demonstrate improved classification performance (Table 12). For example, Qwen3-8B-RC-0.15e performance on turn 1 classification improves by 10.9 percentage points (pp) for  $RBT_{User}$ , 8.2 pp for  $RBT_{Model}$ , and 17.0 pp for OrthoLex<sup>3</sup>. In contrast, we see 10.6 pp decreases on average in response completion accuracy after classification SFT (Table 13).

These findings suggest dialect identification capabilities naturally emerge as models learn the distinct features of different dialects when generating responses (Table 12). Response completion requires fine-grained comparison between the candidates, building transferable discriminative capabilities. Classification, in contrast, involves assigning a single label to an entire dialog, a coarser task that may incur shortcut learning (e.g., detecting surface-level lexical cues) without developing a nuanced comparative reasoning required for response completion.

## 6. Discussion and Conclusion

This work introduces **MDial**, a framework for parallel multi-dialectal English dialog generation, and **MDialBench** to evaluate LLM dialect identification and response completion. Our primary theoretical contribution is to compartmentalize the spoken dialect features by users from dialect features the model should produce in textual responses. We validate this bifurcation with expert native linguists, many of whom specialize in dialect-appropriate model responses, and find that as many as 90% of features in the popular eWAVE dialect feature database *should not* be reproduced by models.

<sup>3</sup>We mainly report the numbers for models trained on .15 epoch to avoid overfitting to a single task. See full results on App. D.5.

The absence of this distinction in prior work risks perpetuating stereotypical and exaggerated dialect representations. Whereas prior work targets a single dialect dimension such as vocabulary (Zhou et al., 2025) or grammar (Ziems et al., 2022; Xiao et al., 2023; Srirag et al., 2025), to our knowledge MDial is the first generator to encompass all three dimensions of written dialects—lexical, orthographic, and morphosyntactic—into one generator. The result is the most authentic and natural dialect representations to date, with annotators preferring MDial over prior work around 99% of the time (Lee et al., 2025).

We use MDial to benchmark LLMs on dialect identification and response completion tasks on the **MDialBenchmark**. Surprisingly, even frontier LLMs struggle with basic dialect identification, achieving below 70% accuracy on multi-turn conversations and exhibiting strong bias toward high-resource dialects (US and GB). Canadian (CA) English performance was particularly poor; even the best performing models would correctly identify CA just one third of the time. This suggests that many previously documented non-SAE NLU failures may be the result of more a fundamental failure in dialect identification. If models cannot recognize that a user is speaking Canadian or Nigerian English, they cannot be expected to respond appropriately. This reframing has practical implications: dialect identification may warrant explicit attention in model development rather than being treated as an implicit capability.

Several limitations warrant acknowledgment. First, our work focuses exclusively on transcribable dimensions of dialect (orthography, lexicon, and morphosyntax) (Gu et al., 2024) and important aspects such as accents or phonetics have important implications for dialect-parity, particularly as they relate to speech transcription. Second, while we deliberately focus on country-level dialects to maintain international parity, future extensions should explore important intra-country variation such as African-American Vernacular English (AAVE). Third, we proxy models’ capabilities for dialect-appropriate generation capabilities through a multiple-choice response completion task. We could not develop sufficiently precise judges to properly benchmark generation performance and leave the development of generation metrics and dialectal post-training as important directions for future research. MDial offers an important component for any future research seeking to generate, benchmark, or train LLMs to support the multitude of English dialects.



## Impact Statement

MDial provides a foundation for systematic study of LLM dialect capabilities, highlighting both the scale of current deficits and a path toward improvement. As conversational AI becomes ubiquitous, ensuring equitable performance across the world’s English dialects is not merely a technical challenge but an ethical imperative. The over one billion non-*SAE* English speakers deserve AI systems that understand and respect their linguistic identities.

## References

- Agarwal, S., Ahmad, L., Ai, J., Altman, S., Applebaum, A., Arbus, E., Arora, R. K., Bai, Y., Baker, B., Bao, H., et al. gpt-oss-120b & gpt-oss-20b model card. *arXiv preprint arXiv:2508.10925*, 2025.
- Amidei, J., Ferreira De Sá, J. G., Luna, R. N., and Kaltenbrunner, A. Exploring the impact of language switching on personality traits in LLMs. In Rambow, O., Wanner, L., Apidianaki, M., Al-Khalifa, H., Eugenio, B. D., and Schockaert, S. (eds.), *Proceedings of the 31st International Conference on Computational Linguistics*, pp. 2370–2378, Abu Dhabi, UAE, January 2025. Association for Computational Linguistics. URL <https://aclanthology.org/2025.coling-main.162/>.
- Chatterjee, A., Renduchintala, H. S. V. N. S. K., Bhatia, S., and Chakraborty, T. POSIX: A prompt sensitivity index for large language models. In Al-Onaizan, Y., Bansal, M., and Chen, Y.-N. (eds.), *Findings of the Association for Computational Linguistics: EMNLP 2024*, pp. 14550–14565, Miami, Florida, USA, November 2024. Association for Computational Linguistics. doi: 10.18653/v1/2024.findings-emnlp.852. URL <https://aclanthology.org/2024.findings-emnlp.852/>.
- Deas, N., Grieser, J., Kleiner, S., Patton, D., Turcan, E., and McKeown, K. Evaluation of African American language bias in natural language generation. In Bouamor, H., Pino, J., and Bali, K. (eds.), *Proceedings of the 2023 Conference on Empirical Methods in Natural Language Processing*, pp. 6805–6824, Singapore, December 2023. Association for Computational Linguistics. doi: 10.18653/v1/2023.emnlp-main.421. URL <https://aclanthology.org/2023.emnlp-main.421/>.
- Deas, N., Vente, B., Ananthram, A., Grieser, J. A., Patton, D. U., Kleiner, S., Iii, J. R. S., and McKeown, K. Data caricatures: On the representation of African American language in pretraining corpora. In Che, W., Nabende, J., Shutova, E., and Pilehvar, M. T. (eds.), *Proceedings of the 63rd Annual Meeting of the Association for Computational Linguistics (Volume 1: Long Papers)*, pp. 29192–29217, Vienna, Austria, July 2025. Association for Computational Linguistics. ISBN 979-8-89176-251-0. doi: 10.18653/v1/2025.acl-long.1416. URL <https://aclanthology.org/2025.acl-long.1416/>.
- Faisal, F., Ahia, O., Srivastava, A., Ahuja, K., Chiang, D., Tsvetkov, Y., and Anastasopoulos, A. DIALECTBENCH: An NLP benchmark for dialects, varieties, and closely-related languages. In Ku, L.-W., Martins, A., and Sriku-mar, V. (eds.), *Proceedings of the 62nd Annual Meeting of the Association for Computational Linguistics (Volume 1: Long Papers)*, pp. 14412–14454, Bangkok, Thailand, August 2024. Association for Computational Linguistics. doi: 10.18653/v1/2024.acl-long.777. URL <https://aclanthology.org/2024.acl-long.777/>.
- Finch, S. E., Paek, E. S., Choi, I., and Choi, J. D. Finding a voice: Exploring the potential of African American dialect and voice generation for chatbots. In Che, W., Nabende, J., Shutova, E., and Pilehvar, M. T. (eds.), *Proceedings of the 63rd Annual Meeting of the Association for Computational Linguistics (Volume 1: Long Papers)*, pp. 25789–25806, Vienna, Austria, July 2025. Association for Computational Linguistics. ISBN 979-8-89176-251-0. doi: 10.18653/v1/2025.acl-long.1252. URL <https://aclanthology.org/2025.acl-long.1252/>.
- Fleisig, E., Smith, G., Bossi, M., Rustagi, I., Yin, X., and Klein, D. Linguistic bias in ChatGPT: Language models reinforce dialect discrimination. In Al-Onaizan, Y., Bansal, M., and Chen, Y.-N. (eds.), *Proceedings of the 2024 Conference on Empirical Methods in Natural Language Processing*, pp. 13541–13564, Miami, Florida, USA, November 2024. Association for Computational Linguistics. doi: 10.18653/v1/2024.emnlp-main.750. URL <https://aclanthology.org/2024.emnlp-main.750/>.
- Gu, J., Jiang, X., Shi, Z., Tan, H., Zhai, X., Xu, C., Li, W., Shen, Y., Ma, S., Liu, H., et al. A survey on llm-as-a-judge. *The Innovation*, 2024.
- Guo, D., Yang, D., Zhang, H., Song, J., Wang, P., Zhu, Q., Xu, R., Zhang, R., Ma, S., Bi, X., et al. Deepseek-r1 incentivizes reasoning in llms through reinforcement learning. *Nature*, 645(8081):633–638, September 2025. ISSN 1476-4687. doi: 10.1038/s41586-025-09422-z. URL <http://dx.doi.org/10.1038/s41586-025-09422-z>.
- Gupta, A., Cheung, J., Meng, P., Sayyed, S., Zhu, K., Liao, A., and O’Brien, S. EnDive: A cross-dialect

- benchmark for fairness and performance in large language models. In Christodoulopoulos, C., Chakraborty, T., Rose, C., and Peng, V. (eds.), *Findings of the Association for Computational Linguistics: EMNLP 2025*, pp. 16830–16855, Suzhou, China, November 2025. Association for Computational Linguistics. ISBN 979-8-89176-335-7. doi: 10.18653/v1/2025.findings-emnlp.913. URL <https://aclanthology.org/2025.findings-emnlp.913/>.
- Held, W., Ziemis, C., and Yang, D. TADA : Task agnostic dialect adapters for English. In Rogers, A., Boyd-Graber, J., and Okazaki, N. (eds.), *Findings of the Association for Computational Linguistics: ACL 2023*, pp. 813–824, Toronto, Canada, July 2023. Association for Computational Linguistics. doi: 10.18653/v1/2023.findings-acl.51. URL <https://aclanthology.org/2023.findings-acl.51/>.
- Hofmann, V., Kalluri, P. R., Jurafsky, D., and King, S. Ai generates covertly racist decisions about people based on their dialect. *Nature*, 633(8028):147–154, 2024.
- Holt, F., Held, W., and Yang, D. Perceptions of language technology failures from South Asian English speakers. In Ku, L.-W., Martins, A., and Srikumar, V. (eds.), *Findings of the Association for Computational Linguistics: ACL 2024*, pp. 4067–4081, Bangkok, Thailand, August 2024. Association for Computational Linguistics. doi: 10.18653/v1/2024.findings-acl.241. URL <https://aclanthology.org/2024.findings-acl.241/>.
- Joshi, A., Dabre, R., Kanojia, D., Li, Z., Zhan, H., Haffari, G., and Dippold, D. Natural language processing for dialects of a language: A survey. *ACM Comput. Surv.*, 57(6), February 2025. ISSN 0360-0300. doi: 10.1145/3712060. URL <https://doi.org/10.1145/3712060>.
- Kortmann, B., Lunkenheimer, K., and Ehret, K. (eds.). *eWAVE*. 2020. URL <https://ewave-atlas.org/>.
- Lee, J., Kim, S., Han, J., Lee, J.-M., Kim, K., Oh, A., and Choi, E. Trans-env: A framework for evaluating the linguistic robustness of LLMs against english varieties. In *The Thirty-ninth Annual Conference on Neural Information Processing Systems Datasets and Benchmarks Track*, 2025. URL <https://openreview.net/forum?id=YIpvHrQAKs>.
- Lin, F., Mao, S., La Malfa, E., Hofmann, V., de Wynter, A., Wang, X., Chen, S.-Q., Wooldridge, M. J., Pierre-humbert, J. B., and Wei, F. Assessing dialect fairness and robustness of large language models in reasoning tasks. In Che, W., Nabende, J., Shutova, E., and Pilehvar, M. T. (eds.), *Proceedings of the 63rd Annual Meeting of the Association for Computational Linguistics (Volume 1: Long Papers)*, pp. 6317–6342, Vienna, Austria, July 2025. Association for Computational Linguistics. ISBN 979-8-89176-251-0. doi: 10.18653/v1/2025.acl-long.317. URL <https://aclanthology.org/2025.acl-long.317/>.
- Liu, A., Feng, B., Xue, B., Wang, B., Wu, B., Lu, C., Zhao, C., Deng, C., Zhang, C., Ruan, C., et al. Deepseek-v3 technical report. *arXiv preprint arXiv:2412.19437*, 2024.
- Liu, Y., Held, W., and Yang, D. DADA: Dialect adaptation via dynamic aggregation of linguistic rules. In Bouamor, H., Pino, J., and Bali, K. (eds.), *Proceedings of the 2023 Conference on Empirical Methods in Natural Language Processing*, pp. 13776–13793, Singapore, December 2023. Association for Computational Linguistics. doi: 10.18653/v1/2023.emnlp-main.850. URL <https://aclanthology.org/2023.emnlp-main.850/>.
- Mihalcea, R., Ignat, O., Bai, L., Borah, A., Chiruzzo, L., Jin, Z., Kwizera, C., Nwatu, J., Poria, S., and Solorio, T. Why ai is weird and shouldn’t be this way: Towards ai for everyone, with everyone, by everyone. *Proceedings of the AAAI Conference on Artificial Intelligence*, 39(27):28657–28670, Apr. 2025. doi: 10.1609/aaai.v39i27.35092. URL <https://ojs.aaai.org/index.php/AAAI/article/view/35092>.
- Oh, J., Heo, G., Oh, S., Kim, H., Bak, J., Wang, J., Xie, X., and Whang, S. E. Better think with tables: Tabular structures enhance llm comprehension for data-analytics requests. *arXiv preprint arXiv:2412.17189*, 2024a.
- Oh, J., Kim, S., Seo, J., Wang, J., Xu, R., Xie, X., and Whang, S. Erbench: An entity-relationship based automatically verifiable hallucination benchmark for large language models. *Advances in Neural Information Processing Systems*, 37:53064–53101, 2024b.
- Papineni, K., Roukos, S., Ward, T., and Zhu, W.-J. Bleu: a method for automatic evaluation of machine translation. In *Proceedings of the 40th Annual Meeting on Association for Computational Linguistics, ACL ’02*, pp. 311–318, USA, 2002. Association for Computational Linguistics. doi: 10.3115/1073083.1073135. URL <https://doi.org/10.3115/1073083.1073135>.
- Smith, G., Fleisig, E., Bossi, M., Rustagi, I., and Yin, X. Standard language ideology in ai-generated language. *arXiv preprint arXiv:2406.08726*, 2024.
- Srirag, D., Sahoo, N. R., and Joshi, A. Evaluating dialect robustness of language models via conversation

- understanding. In *Proceedings of the Second Workshop on Scaling Up Multilingual & Multi-Cultural Evaluation*, pp. 24–38, Abu Dhabi, January 2025. Association for Computational Linguistics. URL <https://aclanthology.org/2025.sumeval-2.3/>.
- Team, G., Kamath, A., Ferret, J., Pathak, S., Vieillard, N., Merhej, R., Perrin, S., Matejovicova, T., Ramé, A., Rivière, M., et al. Gemma 3 technical report. *arXiv preprint arXiv:2503.19786*, 2025.
- Xiao, Z., Held, W., Liu, Y., and Yang, D. Task-agnostic low-rank adapters for unseen English dialects. In Bouamor, H., Pino, J., and Bali, K. (eds.), *Proceedings of the 2023 Conference on Empirical Methods in Natural Language Processing*, pp. 7857–7870, Singapore, December 2023. Association for Computational Linguistics. doi: 10.18653/v1/2023.emnlp-main.487. URL <https://aclanthology.org/2023.emnlp-main.487/>.
- Yang, A., Li, A., Yang, B., Zhang, B., Hui, B., Zheng, B., Yu, B., Gao, C., Huang, C., Lv, C., et al. Qwen3 technical report. *arXiv preprint arXiv:2505.09388*, 2025.
- Yong, Z.-X., Zhang, R., Forde, J. Z., Wang, S., Subramanian, A., Lovenia, H., Cahyawijaya, S., Winata, G. I., Sutawika, L., Cruz, J. C. B., Tan, Y. L., Phan, L., Garcia, R., Solorio, T., and Aji, A. F. Prompting multilingual large language models to generate code-mixed texts: The case of south East Asian languages. In Winata, G., Kar, S., Zhukova, M., Solorio, T., Diab, M., Sitaram, S., Choudhury, M., and Bali, K. (eds.), *Proceedings of the 6th Workshop on Computational Approaches to Linguistic Code-Switching*, pp. 43–63, Singapore, December 2023. Association for Computational Linguistics. URL <https://aclanthology.org/2023.calcs-1.5/>.
- Zhou, Y., An, S., Deng, H., Yin, D., Peng, C., Hsieh, C.-J., Chang, K.-W., and Peng, N. Dialectgen: Benchmarking and improving dialect robustness in multimodal generation. *arXiv preprint arXiv:2510.14949*, 2025.
- Ziems, C., Chen, J., Harris, C., Anderson, J., and Yang, D. VALUE: Understanding dialect disparity in NLU. In Muresan, S., Nakov, P., and Villavicencio, A. (eds.), *Proceedings of the 60th Annual Meeting of the Association for Computational Linguistics (Volume 1: Long Papers)*, pp. 3701–3720, Dublin, Ireland, May 2022. Association for Computational Linguistics. doi: 10.18653/v1/2022.acl-long.258. URL <https://aclanthology.org/2022.acl-long.258/>.
- Ziems, C., Held, W., Yang, J., Dhamala, J., Gupta, R., and Yang, D. Multi-VALUE: A framework for cross-dialectal English NLP. In Rogers, A., Boyd-Graber, J., and Okazaki, N. (eds.), *Proceedings of the 61st Annual Meeting of the Association for Computational Linguistics (Volume 1: Long Papers)*, pp. 744–768, Toronto, Canada, July 2023. Association for Computational Linguistics. doi: 10.18653/v1/2023.acl-long.44. URL <https://aclanthology.org/2023.acl-long.44/>.

## A. Human Annotation Instructions

### A.1. Morphosyntactic Feature Annotations

#### Instruction Template (Nigerian English)

We are working with eWAVE, a database of English dialect grammars, to build models to generate Nigerian-sounding phrases. This is important for two reasons:

1. **LLMs/conversational voice agents Understands non-US dialects:** Work with lexical variation found that LLMs/voice agents frequently misunderstood non-US terminology. When a user speaks with LLMs/voice agents, do they understand what the user is asking? Importantly, LLMs/voice agents should understand a variety of ways of speaking that are not necessarily “proper.” In the US, users might say “ain’t” in place of “is not,” or use “like” as a filler word when speaking. The model should understand that this word is purely filler and the user is not making a simile.
2. **LLMs/voice agents respond with dialect-appropriate grammar:** Similarly, it is important that the models respond in a grammatically correct manner.

#### Task

Using eWAVE’s list of grammar rules, we have created two versions of a sentence. The original sentence represents how the grammar rule in standard US English. The transformed sentence provides the sentence using this grammatical transformation. **Some example phrases are specific to certain regions. Please review the rules and explain any dialect-specific phrases that apply to them.** Please rate each rule by comparing the original and the transformed sentences on a 1-4 scale:

1. **Feature is not used.** The transformed sentence is never correct in this locale.
2. **Feature exists but is rare.** It might be characteristic of a specific region or an antiquated way of speaking that is outdated. An LLM/voice agent should understand this phrasing.  
*US example: Double negatives: “He ain’t never said that”*
3. **Feature exists and is commonly used in colloquial speech.** However, it is not required or even standard. It might be characteristic to a specific region of the country.  
*US example: Contractions: “ain’t” in place of “is not” or “cuz” in place of “because”*
4. **Feature is required in this locale.** It would sound unnatural if the speaker used the original sentence instead of the transformed sentence.  
*US example: Possessive: The transformed sentence uses “my object” when the original sentence uses “me object”*

#### [Tips for Model Mirror? Column]

For each feature listed, please evaluate LLM/voice agent’s capabilities in the specified dialect and fill in the columns as follows:

**Model Mirror? Column:** Write “Y” (Yes) or “N” (No) to indicate whether it would be better for the model to generate or respond with text or speech output including the feature for Nigerian English dialects.

Transformation Rule	Original Sentence	Transformed Sentence	Description	Rating (1-4)	Model Mirror?
Me instead of I in coordinate subjects	Sarah and I are going to the market.	Sarah and me are going to the market.	This transformation rule replaces the subjective pronoun “I” with the objective pronoun “me”...		

Figure 5. Guidelines provided to Nigerian annotators for evaluating morphosyntactic variations. Examples are truncated for brevity.



## A.2. Lexical and Orthographic Annotations

### Instruction Template (Irish English)

Task: Compare the original (US English) word/spelling with the transformed (Irish English) variant on a 1-4 scale:

1. **Feature is not used.** The transformed word/spelling is never correct in Irish English.
2. **Feature exists but is rare.** The word/spelling might be understood but is outdated, region-specific, or influenced by other dialects. An LLM/voice agent should understand this term but not generate it.
3. **Feature exists and is commonly used in colloquial speech.** The word/spelling is widespread in informal Irish English but may coexist with other variants. Both forms are acceptable.
4. **Feature is required in this locale.** Using the US variant would sound unnatural or incorrect. The Irish variant is the standard and expected form.

**Examples:**

US	IE	note	Rating	Explanation (Optional)
Excellent, Great	Savage	lexical		
Fruitcake	Barmbrack	lexical		
-or (e.g., color, favor)	-our (e.g., colour, favour)	orthographic		

Figure 6. Guidelines provided to Irish annotators for evaluating lexical and orthographic variations. Examples are truncated for brevity.

## B. Details on Data Generation

### B.1. Dialectal Transformation Features

Table 4. *Dialectal transformation types in MDial.* The table illustrates lexical, orthographic, and morphosyntactic variations that distinguish dialects.

Transformation	Description	Examples
<b>Lexical</b>	Lexical transformations refer to differences in vocabulary or the specific words used to refer to the same concept.	- Soda / Pop - Pants / Trousers - Umbrella / Brolly
<b>Orthographic</b>	Orthographic transformations involve variations in the spelling of words. The pronunciation and meaning are generally the same, but the written form differs.	- Color / Colour - Theater / Theatre - Realize / Realise
<b>Morphosyntactic</b>	Morphosyntactic transformations are about differences in grammar, including how words are formed and how they are arranged in sentences.	- Y'all / Youse / You guys - I like me shoes. (I like my shoes in SAE)

A visual depiction of the different transformations that occur in MDial is shown in Table 5. Lexical transformations involve the substitution of vocabulary, such as replacing “takeout” to “takeaway” and “gas station” to “servo”. Orthographic transformations modify spelling conventions, such as converting “color” to “colour” and “realized” to “realised”. Finally, morphosyntactic transformations address grammatical variations, including prepositional changes (e.g., “different from” to “different to”) and the adoption of dialectal pronouns like “youse”.

Table 5. Examples of dialectal feature transformations across lexical, orthographic, and morphosyntactic features. Text in red indicates specific modifications of the corresponding feature.

	Example Sentence
<b>Original (SAE)</b>	I realized the color of the theater poster was different from the sign, so we plan to get takeout at the gas station. Are you coming? (assuming the user is asking to two or more people)
<b>+ Lexical</b>	I realized the color of the theater poster was different from the sign, so we plan to get <b>takeaway</b> at the <b>servo</b> . Are you coming?
<b>+ Orthographic</b>	I <b>realised</b> the <b>colour</b> of the <b>theatre</b> poster was different from the sign, so we plan to get <b>takeaway</b> at the <b>servo</b> . Are you coming?
<b>+ Morphosyntactic</b>	I <b>realised</b> the <b>colour</b> of the <b>theatre</b> poster was different <b>to</b> the sign, so we plan to get <b>takeaway</b> at the <b>servo</b> . Are <b>youse</b> coming?

## B.2. Examples of eWAVE Features

Table 6. Exemplar eWAVE features. The corresponding examples and guidelines generated in MDial.

Rule	Original	Transformed	Description
She/her used for inanimate referents	The car is beautiful, and it runs perfectly.	The car is beautiful, and she runs perfectly.	This transformation rule involves replacing neuter pronouns (it/its) with feminine pronouns (she/her/hers) when referring to inanimate objects. Instead of using the standard "it" to refer to non-living things like vehicles, machines, or objects, the transformed text personifies these items by assigning them feminine gender through pronoun usage. This creates a more personalized or affectionate tone toward inanimate objects, similar to how ships are traditionally referred to as "she" in maritime contexts.
Me instead of I in coordinate subjects	Sarah and I are going to the market.	Sarah and me are going to the market.	This transformation rule replaces the subjective pronoun "I" with the objective pronoun "me" in coordinate subject constructions. When "I" appears as part of a compound subject joined by "and" (such as "Sarah and I"), it is changed to "me" (becoming "Sarah and me"), even though the pronoun is functioning as the subject of the sentence. This represents a departure from standard English grammar, which requires the subjective case "I" for subjects, in favor of using the objective case "me" in these coordinate constructions.
Like as a focussing device	He was very angry.	He was, like, very angry.	This transformation involves inserting the word "like" as a discourse marker or hedge, typically surrounded by commas, to focus attention on or emphasize the phrase that follows. The word "like" functions as a parenthetical interjection rather than in its traditional grammatical roles, serving to highlight or draw special attention to the subsequent description or statement. This usage is characteristic of informal spoken English and creates a slight pause that signals the importance or precision of what comes next.

## B.3. Examples of Different Datasets

Table 7 illustrates the distinct characteristics of our three transformation approaches. The OrthoLex Dataset captures lexical substitutions (parking lot → car park, gas station → service station) and orthographic aspects (kilometers → kilometres) consistent with Australian English.  $RBT_{user}$  incorporates features including plural forms of you (youse) and discourse markers like "like", resulting in heavily marked text that reflects the full range of attested dialectal features, while human annotators flagged that these features should not be mirrored by LLMs.  $RBT_{model}$  takes the middle ground by applying a subset of morphosyntactic features based on human annotation, which highlights our framework's distinction between features that should be understood versus generated.

Table 7. Comparison of example transformation from prior works (Multi-Value (Ziems et al., 2023) and Trans-EnV (Ziems et al., 2023)) and *OrthoLex*, *RBT<sub>User</sub>*, *RBT<sub>Model</sub>* datasets from MDial. Bold text denotes dialectal modifications from SAE for MDial.

<b>User Input</b>	I’m planning a cross-country road trip next month and I’m trying to figure out the best way to handle meals along the way. I don’t want to rely entirely on fast food chains, but I also don’t want to pack everything myself. What are some good options for finding decent food when you’re driving through small towns or rural areas?
<b>SAE</b>	That sounds like an exciting adventure! For road trips through small towns and rural areas, roadside restaurants are often your best bet for authentic, home-cooked meals. These local gems usually offer hearty portions at reasonable prices and give you a real taste of regional cuisine. Look for places with full parking lots - that’s usually a good sign that locals eat there regularly. Many of these establishments are family-owned diners or cafes that have been serving travelers and community members for decades. You can also use apps like Yelp or Google Maps to find highly-rated local spots along your route, or ask for recommendations at gas stations when you stop to fuel up.
<b>Multi-Value</b>	That sound an exciting adventure! Road trips small towns and rural areas, roadside restaurants are often your most good bet authentic, home-cooked meals. These local gems usually offers hearty portions reasonable prices and give you a real taste regional cuisine. Look places full parking lots - that’s usually a good sign that eats there regularly. Many these establishments are family-owned diners or cafes has been serving travelers and community members decades. You can also use apps Yelp or Google Maps to find highly-rated local spots your route, or ask recommendations gas stations when you stops to fuel.
<b>Trans-EnV</b>	That is sounding like a, like, exciting adventure, but! For road trips through small towns and rural areas, roadside restaurants, which usual offer, like, hearty portions at reasonable prices and give you a real taste of regional cuisines, are often your, like, goodest bet for authentic, home-cooked meals, but. Look for places with full parking lots, and avoid places with empty lots - those mustn’t be good since locals clear don’t eat there regular. There’s many family-owned diner or cafes that served travelers and community members for decades. You can also use apps like Yelp or Google Maps to find, like, high-rated local spots along your route, or ask for recommendations at gas stations when you stop to fuel up.
<b>OrthoLex</b>	That sounds like an exciting adventure! For road trips through small towns and rural areas, roadside restaurants are often your best bet for authentic, home-cooked meals. These local gems usually offer hearty portions at reasonable prices and give you a real taste of regional cuisine. Look for places with <b>chockers car parks</b> - that’s usually a good sign that locals eat there regularly. Many of these establishments are family-owned diners or cafes that have been serving <b>travellers</b> and community members for decades. You can also use apps like Yelp or Google Maps to find highly-rated local spots along your route, or ask for recommendations at <b>service stations</b> when you stop to fuel up.
<b>RBT<sub>User</sub></b>	That <b>there</b> sounds like an exciting adventure! For road trips through small towns and rural areas, roadside restaurants are often your most best bet for , <b>like</b> , authentic, home-cooked meals. These local gems here usually offer hearty portions at reasonable prices and give youse a real taste of regional cuisines. Look for places with <b>chockers car parks</b> - that’s usually a good sign that locals eat there regularly. Many of these establishments <b>here</b> are, <b>like</b> , family-owned diners or cafes that have been serving <b>travellers</b> and community members for decades. <b>Youse</b> can also use apps like Yelp or Google Maps to find more highly-rated local spots along your route, or ask for recommendations at <b>service stations</b> when <b>youse</b> stop to fuel up.
<b>RBT<sub>Model</sub></b>	That <b>there</b> sounds like an exciting adventure! For road trips through small towns and rural areas, roadside restaurants are often your best bet for authentic, home-cooked meals. These local gems here usually offer hearty portions at reasonable prices and give you a real taste of regional cuisine. Look for places with <b>chockers car parks</b> - that’s usually a good sign that locals eat there regularly. Many of these establishments <b>here</b> are family-owned diners or cafes that have been serving <b>travellers</b> and community members for decades. You can also use apps like Yelp or Google Maps to find highly-rated local spots along your route, or ask for recommendations at <b>service stations</b> when you stop to fuel up.



## B.4. MDial Generation Algorithm

**Algorithm 1** MDial Generation Pipeline**Input:** Source Dialect  $S$  (SAE), Target Dialects  $\mathcal{T}$ , eWAVE Rules  $\mathcal{R}$ **Output:** Multi-dialectal Dataset  $\mathcal{D}_{final}$ **Initialize:**  $\mathcal{D}_{final} \leftarrow \emptyset$ 

// Step 1: Wordbank Construction (Lexical/Orthographic)

**for all**  $t \in \mathcal{T}$  **do** $\mathcal{C}_t \leftarrow \text{LLM}_{gen}(\text{RetrieveDiff}(S, t))$  $\mathcal{W}_t \leftarrow \{(w_s, w_t) \in \mathcal{C}_t \mid \text{LLM}_{ver}(w_s, w_t) > \tau_{ver}\}$ **end for**

// Step 2: Seed Dialog Generation

 $\mathcal{W}_{seed} := \bigcup_{t \in \mathcal{T}} \mathcal{W}_t$ **for all**  $(w_s, w_t) \in \mathcal{W}_{seed}$  **do** $d_{nat} \leftarrow \text{GenDialog}(w_s, \text{mode} = \text{Natural})$  $d_{ind} \leftarrow \text{GenDialog}(w_s, \text{mode} = \text{Indirect})$  $\mathcal{D}_{src} \leftarrow \mathcal{D}_{src} \cup \{d_{nat}, d_{ind}\}$ **end for**

// Step 3 &amp; 4: Guideline Refinement &amp; Human Annotation

 $\mathcal{G} \leftarrow \text{RefineGuideline}(\mathcal{R})$  $\mathcal{A}_{OL} \leftarrow \text{HumanAnnotation}(\mathcal{W}_t)$  $\mathcal{A}_{Morph} \leftarrow \text{HumanAnnotation}(\mathcal{G})$ **for all**  $d \in \mathcal{D}_{src}$  **and**  $t \in \mathcal{T}$  **do**

// Step 5: OrthoLex Application

 $d' \leftarrow \text{ApplyOrthoLex}(d, \mathcal{W}_t)$ 

// Step 6: Morphosyntactic Transformation

**for all** rule  $r \in \mathcal{A}_{Morph}$  applicable to  $d'$  **do** $p_{rate} \leftarrow r.\text{prevalence} \{ \text{Scale 1-4} \}$ **if**  $RBT_{Model}$  and  $r.\text{Model Mirror} = \text{False}$  **then** $p_{rate} \leftarrow 0$ **end if**
$$\pi_{inject} \leftarrow \begin{cases} 1.0 & \text{if } p_{rate} = 4 \\ 0.6 & \text{if } p_{rate} = 3 \\ 0.3 & \text{if } p_{rate} = 2 \\ 0.0 & \text{otherwise} \end{cases}$$
**if**  $\text{Random}() < \pi_{inject}$  **then** $d' \leftarrow \text{ApplyRule}(d', r)$ **end if****end for**

// Step 8: Quality Control &amp; Revision

 $\mathcal{C}_{changes} \leftarrow \text{ExtractTransformation}(d, d')$ **for all**  $c \in \mathcal{C}_{changes}$  **do****if**  $\mathcal{A}_{OL}.\text{rating}(c) < 4$  and  $\mathcal{A}_{OL}.\text{rating}(c).\text{source} = \text{LLM}$  **then** $\mathcal{A}_{OL}.\text{rating}(c) \leftarrow 1$ **end if**
$$p_{rev} \leftarrow \begin{cases} 0.0 & \text{if } \mathcal{A}_{OL}.\text{rating}(c) = 4 \\ 0.4 & \text{if } \mathcal{A}_{OL}.\text{rating}(c) = 3 \\ 0.7 & \text{if } \mathcal{A}_{OL}.\text{rating}(c) = 2 \\ 1.0 & \text{otherwise} \end{cases}$$
**if**  $\text{Random}() < p_{rev}$  **then** $d' \leftarrow \text{RevertChange}(d', c)$ **end if****end for****if**  $\exists c, c \notin \mathcal{C}_{changes}$  and  $c \in \mathcal{W}_t$  **then** $\text{ApplyRule}(d', c) \{ \text{Probabilistic Application} \}$ **end if** $\mathcal{D}_{fin} := \bigcup d'$ **end for**

### B.5. Annotator Recruitment and Assignment.

For Irish (IR), Scottish (SC), Indian (IN), Philippine (PH), and Nigerian (NG) English dialects, 3 native speakers or linguists per locale were recruited, with majority voting employed to determine the final labels for each attribute. For Canadian (CA), Australian (AU), British (GB), and SAE (US), one native linguist, who specialize in dialect-appropriate LLM generation, per locale was assigned with *iterative feedback cycles* to ensure annotation quality and consistency. We put significant effort on linguist recruitment for quality and language/ethnicity-wise diversity. In more detail, we ensure the quality of annotations with several attention checks and recruit people from diverse backgrounds to capture intra-country dialect variation, for instance, speaking Cebuano, Ilocano, and Tagalog along with English for PH and ethnicity of Yoruba, Igbo, and Hausa for NG.

### B.6. Visual Depiction of Wordbank Aggregation

Continuing from Sec. 3.4, we show a visual depiction of the aggregated wordbank matrix filled by LLMs and humans.

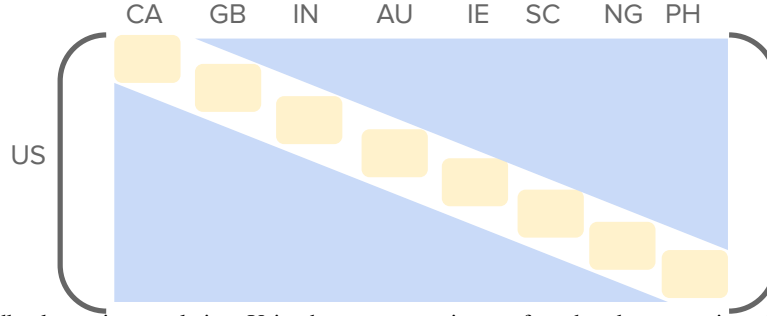


Figure 7. LLM-based wordbank matrix completion. Using human annotations as few-shot demonstrations (diagonal yellow), we prompt an LLM to fill out missing entries in the dialectal mapping matrix (blue regions).

### B.7. Annotation Rating Alignment and Distribution (eWAVE vs MDial)

Continuing from Sec. 3.1, we report the feature-level alignment rate (Table 8) and the general distribution (Fig. 8) of human ratings compared to the ratings present in the original eWAVE database. We observe a huge discrepancy in both alignment and distribution, where these differences become more pronounced for the  $Features_{Model}$ . Notably, the alignment gets as low as 18% and 2% alignment for  $Features_{User}$  and  $Features_{Model}$ , respectively. This finding suggests that the mismatch can be the primary cause of the perceived unnaturalness in eWAVE-based generation.

Table 8. Alignment rates between eWAVE features and human annotations for  $Feature_{User}$  and  $Feature_{Model}$ . Low alignment across all dialects underscore the inadequacy of using raw eWAVE ratings for natural dialect transformation.

Dialect	$Features_{User}$ (%)	$Features_{Model}$ (%)
Australian English	41.67	1.67
Indian English	18.00	2.00
Irish English	40.22	27.17
Nigerian English	41.18	31.37
Philippine English	33.33	7.41
Scottish English	27.27	25.45

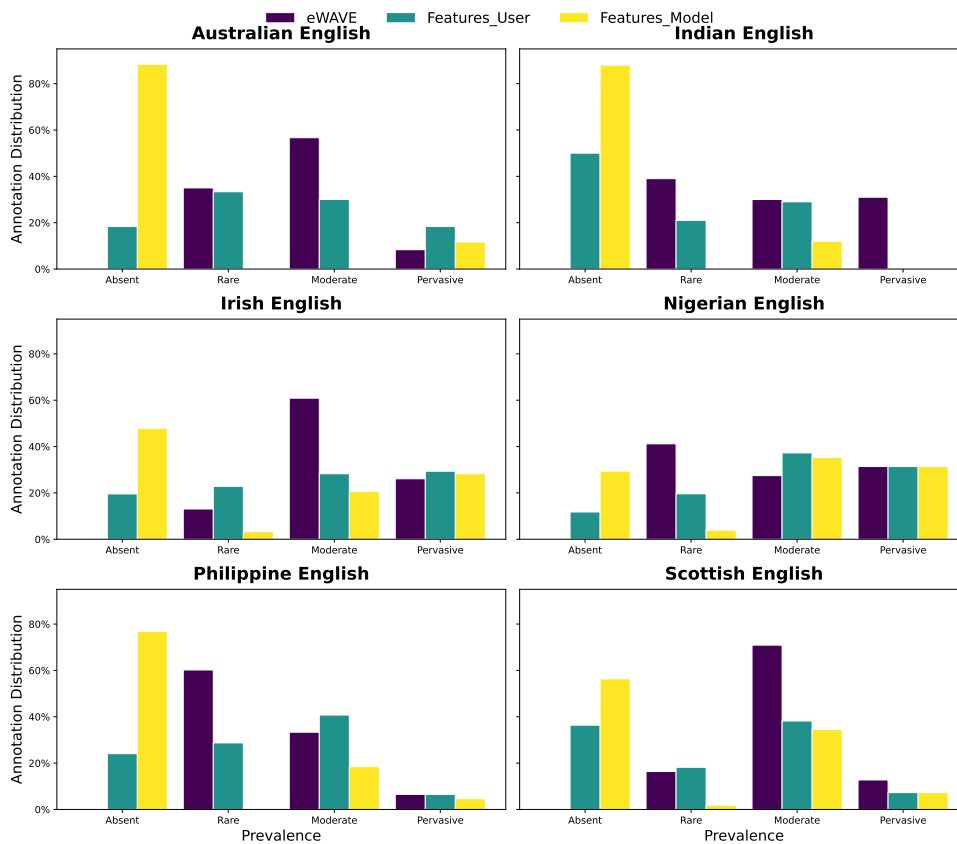


Figure 8. Annotation rating distribution of eWAVE,  $Features_{User}$ , and  $Features_{Model}$  for dialects that exist in the eWAVE database. We observe clear discrepancies between the new ratings from native linguists and the original eWAVE annotations, with larger differences for  $Features_{Model}$ .

### B.8. Additional Data Quality Assurance

Continuing from Sec. 3.4, first, we aggregate mappings present across all SAE  $\leftrightarrow$  other dialects wordbanks. We provide an LLM human ratings from Sec. 3.1 as few-shot demonstrations and calibration reference and prompt to rate the missing part of the matrix (See Fig. 7 for visual depiction and App. F.4 for prompt templates). This matrix assists with comprehensive coverage of words. Second, to ensure that the initial transformations (fully by LLMs) are valid, an LLM, guided with human ratings as few-shot reference, is prompted to rate the transformations that have happened. Note that human ratings ( $R_h$ ) are prioritized over LLM ratings ( $R_m$ ) in all cases. For mappings that  $R_h$  don't exist, we apply a conservative threshold, where only those with  $R_m = 4$  are accepted as valid transformations, while a rating of 1 to 3 results in reversion to the original SAE form.

If the initially executed transformation is rated 4 by humans or LLMs, the transformation is retained. If  $R_h = 3, 2$ , or 1, we revert the change probabilistically (40, 70, or 100% respectively) and  $R_m \leq 3$ , revert. For transformations that did not occur initially (false negatives with reference from wordbank, we apply them in a probabilistic manner ( $R_h = 2, 3$ , or 4  $\rightarrow$  30, 60, or 100%, respectively;  $R_m = 4 \rightarrow$  100%). As a result, we create 3 final datasets, *OrthoLex*, *RBT<sub>user</sub>*, *RBT<sub>model</sub>*, where each dataset has different magnitude of morphosyntactic transformations.

### B.9. Comparison to Prior Work: Preference Annotations

We compare our data generation method with the work of Lee et al. (2025), a leading non-SAE dialect generator. We apply their method on the synthetically generated conversations described in Section 2 using their open-source repository<sup>4</sup> to ensure a faithful implementation. Off the shelf, we observed that their prompt struggled with the “USER: ... ASSISTANT:...” text format, so we modified the prompt slightly to include the following two lines:

- CRITICAL: Your output must contain EXACTLY ONE complete conversation with ONE “USER:” and ONE “ASSISTANT:”. Do NOT include the original conversation in your output.
- CRITICAL: Your output must ALWAYS contain both USER: and ASSISTANT: sections, even if only one is transformed.

With this change, we observed strong adherence to the model’s prompt and a faithful application of the eWave transformation rules through Trans-EnV.

We partner with a 3P data annotation service to recruit three annotators to compare 120 MDial and Trans-EnV conversations. We present these two data transformations side-by-side and ask annotators to provide two preference annotations on 1 to 5 scale (one for the user utterance and a second for the model response):

1. V1 is **greatly preferred** over V2
2. V1 is **somewhat preferred** over V2
3. No clear preference between V1 and V2
4. V2 is **somewhat preferred** over V1
5. V2 is **greatly preferred** over V1

Order was randomly shuffled to ensure no annotation bias. We provide the following additional annotation instructions:

**For the USER annotations:** Which version is more representative of how users from your country speak in day-to-day conversation? We are trying to capture colloquial expressions (e.g., “y’all” instead of “you all”) and other features of the spoken dialect. These may include forms that are not technically “proper” but are commonly used and should be understood by the model.

**For the ASSISTANT annotations:** Which model response is more appropriate for your country? While users may employ informal or nonstandard constructions when speaking (e.g., double negatives such as “ain’t got none”), the model generally should not. Use your best judgment to decide what a dialect-appropriate model response should sound like.

<sup>4</sup><https://github.com/jiyounglee-0523/TransEnV>



‘Strong’ indicates high confidence or a clear qualitative gap; ‘moderate’ indicates a noticeable but smaller difference. Please try to avoid selecting (3) unless there is truly no clear difference. If both transformations are bad, prefer the option that is less bad.

We aggregate these preference annotations by taking the median value between the three annotators and present the percentage of time MDial is preferred over Trans-EnV in Table 2 of the main manuscript. Table 9 provides detailed results. Importantly, these numbers exclude ties, meaning 99% of the time MDial is the preferred generator for both the User and the Model. Frequently, our annotators highlighted the awkwardness of the grammatical transformations, e.g., “V2 (MDial) is clear and natural, and uses the correct term “dickey” (common in Indian English). V1 (Trans-EnV) is grammatically broken and awkward, so it doesn’t sound like normal speech.”

Collectively, these findings emphasize the limitations of eWAVE as a source of dialect transformation guidelines. While both MDial and Trans-EnV rely upon eWAVE as a ground truth source for morphosyntactic transformations, we worked with native linguists to heavily prune the set of valid transformations. As a result, MDial imposes substantially fewer grammatical transformations, preserving the naturalness of the conversation. While any given transformation in eWAVE may be valid in the abstract, applying many rules simultaneously results in a grammatically fragmented and unnatural transformation.

Table 9. MDial vs Trans-EnV Preference Distribution

Role	Preference	AU	IN	IR	NG	PH	SC
User	MDial Greatly Preferred to Trans-EnV	0.90	0.94	0.68	0.79	0.88	0.73
	MDial Somewhat Preferred to Trans-EnV	0.09	0.05	0.28	0.19	0.12	0.26
	MDial Approximately Equal to Trans-EnV	0.00	0.00	0.02	0.01	0.00	0.00
	Trans-EnV Somewhat Preferred to MDial	0.01	0.01	0.01	0.00	0.00	0.01
	Trans-EnV Greatly Preferred to MDial	0.00	0.00	0.00	0.01	0.00	0.00
Model	MDial Greatly Preferred to Trans-EnV	0.93	0.99	0.69	0.81	0.99	0.62
	Somewhat Preferred to Trans-EnV	0.07	0.01	0.30	0.15	0.01	0.36
	Approximately Equal to Trans-EnV	0.00	0.00	0.01	0.02	0.00	0.02
	Trans-EnV Somewhat Preferred to MDial	0.00	0.00	0.00	0.00	0.00	0.00
	Trans-EnV Greatly Preferred to MDial	0.00	0.00	0.00	0.02	0.00	0.00

### C. LLM Benchmarking for Open-Ended Dialectal Generation

Considering that the current LLMs are not well-equipped for dialectal capabilities, concrete evaluation of generation capabilities through LLMs is near impossible. Taking into consideration, we test the generation capabilities with a proxy task of response completion, where we give the candidate response to an LLM and prompt the model to choose the dialect-appropriate response as shown in Sec. 4.2. However, to get a glimpse of the current models’ capabilities truly on generation when guided to output a certain dialect, we evaluate the output results of LLMs with different LLM-as-a-Judges (LLMaaS) (Gu et al., 2024). To do this, we for each target turn (e.g., turn 8), we provide the model with the preceding conversation history (turns 1 through 7) and the last turn’s user utterance and prompt the model to respond in a specified dialect. For the generated output, we evaluate the models’ performances with three LLMaaS, using Claude-4-Sonnet), where we construct separate evaluators for each orthographic, lexical, and morphosyntactic features. Each judge is provided with human annotations as reference for their assessment and performs binary classification (valid or invalid), with an N/A option when the generated text contains no relevant markers.

LLMaaS proves suboptimal for generation evaluation. This roots from two causes: (1) LLMs lack proper linguistic knowledge for dialects and (2) models exhibit high hallucination rates even on straightforward binary judgment (Oh et al., 2024b). Despite the limitation, we report LLMaaS as a rough indicator for relative performance differences across different models. When computing the scores, we exclude the abstained (N/A) responses. This assessment introduces a slight advantage for smaller models, since when a model fails to produce coherent English entirely (e.g., outputting Tagalog when prompted for Philippine English or generating repetitive nonsense), which happens occasionally for smaller models, judges abstain rather than penalize. This likely explains the unexpected performance drop from Qwen3-14B to Qwen3-32B. As shown in Fig. 9, larger models within each model family generally outperform smaller variants, with Claude and Gemma demonstrating the strongest generation capabilities overall. Given LLMaaS’s limitations, these scores should be interpreted as relative comparisons, preferably within the model family, rather than absolute measures of dialect generation quality.

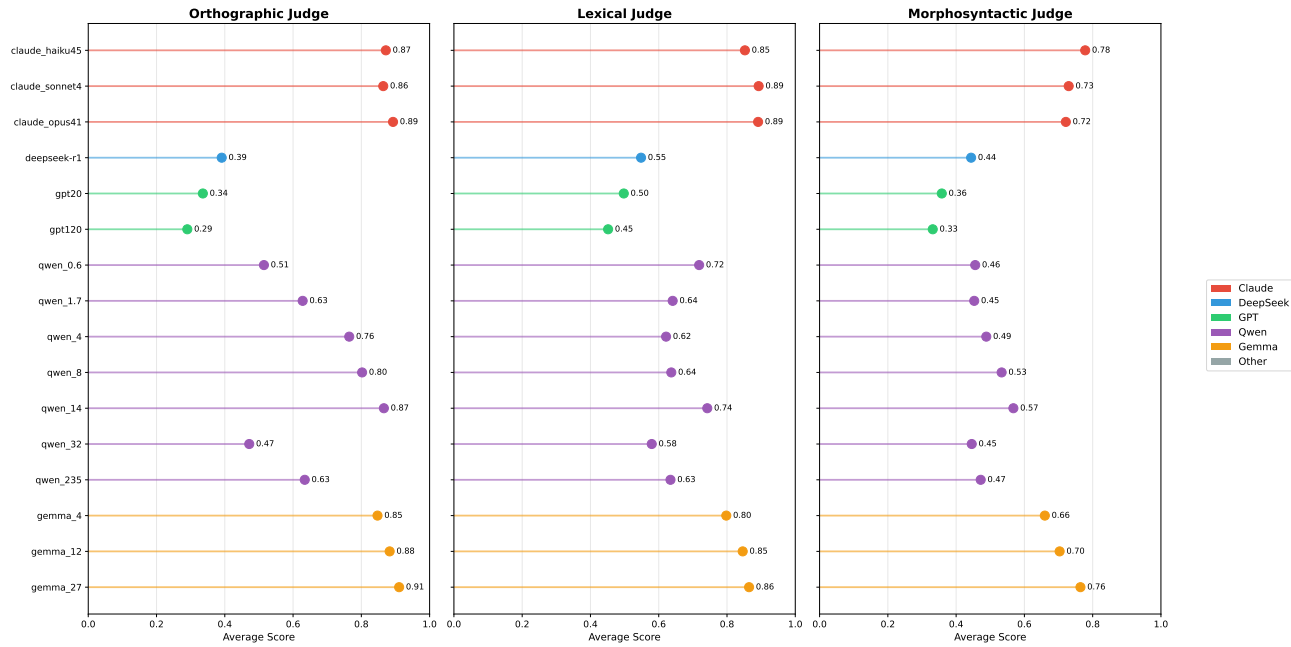


Figure 9. LLMaaJ evaluation results for open-ended generation. Scores across orthographic, lexical, and morphosyntactic judges confirm that performance scales with model size, consistent with other tasks.

Moreover, we can observe that LLMs are less capable of incorporating appropriate morphosyntactic features compared to lexical or orthographic features.

## D. Additional Results

### D.1. More Results from Sec. 5.3

We present the full results for the classification (identification) and generation (response completion) task in Fig. 10 and Fig. 11 across 1, 2, 4, and 8 turn dialogs. We observe similar trends for both classification and generation tasks, while models show a slight degradation in performance for the generation task compared to that of classification.



Figure 10. Model performance on MDialBench classification (Identification) task. We observe an overall trend of positive correlation between model size & accuracy and that models struggle when morphosyntactic features are added.



Figure 11. Model performance on MDialBench generation (response completion) task. Similar trend to Fig. 10 is observed.

## D.2. More Results from Sec. 5.4

We show the correlation between model size and performance for both classification and generation task on MDialBench. We see a linear positive correlation within the model family and also in general across families.

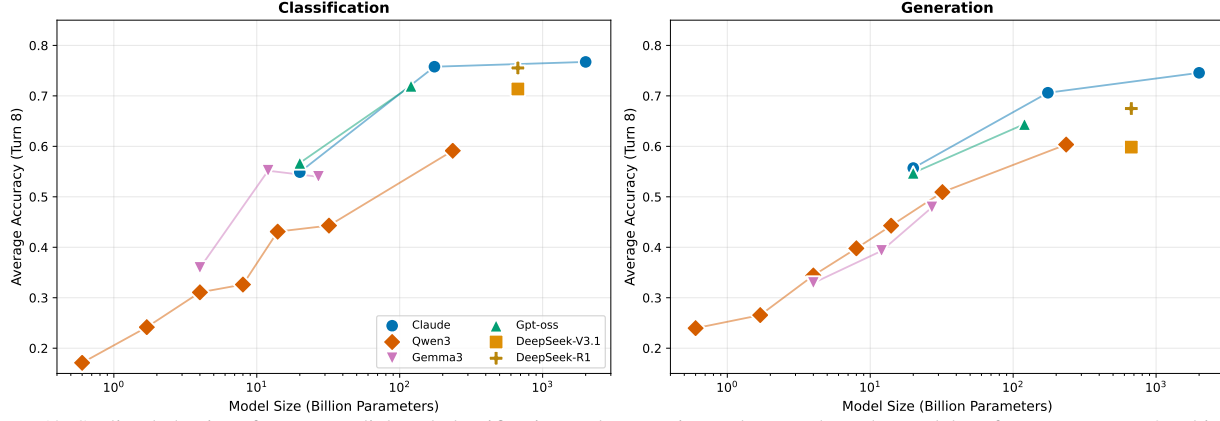


Figure 12. Scaling behavior of LLMs on dialectal classification and generation tasks. We show the model performance at turn 8, which has the most contextual cues and has the least multi-labels, to avoid giving credit for models outputting US or GB-biased answers. Accuracy scales linearly with model size.

## D.3. More Results from Sec. 5.5

In this section, we show the confusion matrices of different models. More context typically incorporates more dialectal cues, hence the likelihood of a unique gold label gets higher. Considering that a standard confusion matrix requires a single gold label, we report the confusion matrix for two representative models (Qwen3-1.7B and Claude-Opus-4.1) for 8-turn dialogs as a visual representation (Fig. 13). We also present the confusion matrices of different models aggregated across all turns and datasets in Fig. 14 and Fig. 15.

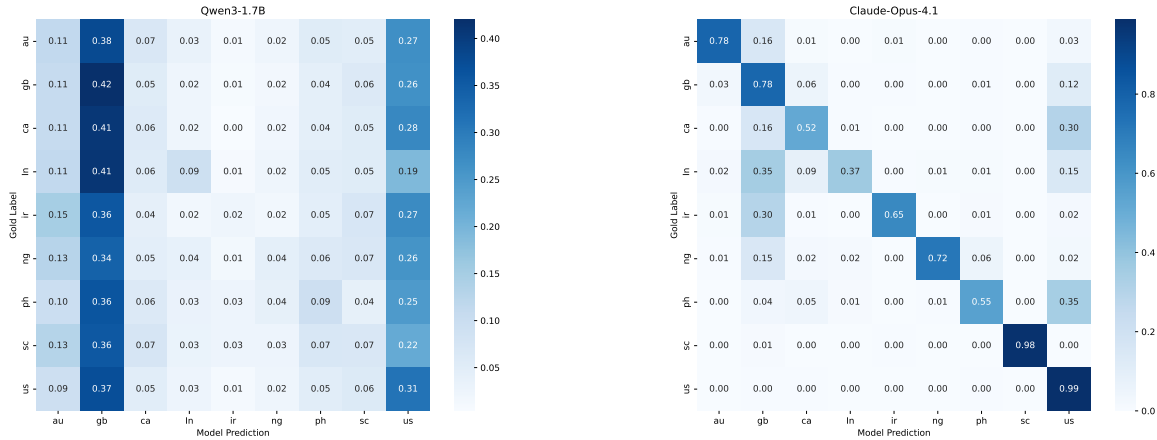


Figure 13. Confusion matrix for Qwen3-1.7B (left) and Claude-Opus-4.1 (right) on 8-turn dialogs; classification task. For Qwen3-1.7B, The vertical clustering in the US and GB columns suggests that the model is making default guesses to standard dialects rather than analyzing dialectal features. On the other hand, for Claude-Opus-4.1, the diagonal pattern indicates that the model is capable of genuinely identifying dialects.






Figure 14. Confusion matrices of different models averaged over all turns (1, 2, 4, and 8); classification task. Smaller models show more bias towards high-resource, standard dialects (US, GB).




Figure 15. Confusion matrices of different models averaged over all turns (1, 2, 4, and 8); classification task. Smaller models show more bias towards high-resource, standard dialects (US, GB).

#### D.4. More Results from Sec. 5.6

Table 10. Model Performance Comparison tested on all datasets from MDial for dialect identification after post-training. Models with suffix “-0.15e” are models trained on 0.15 epoch and those with suffix “-full” are trained on 1 epoch.

Model	Turn 1			Turn 2			Turn 4			Turn 8		
	OrthoLex	RBT_user	RBT_model	OrthoLex	RBT_user	RBT_model	OrthoLex	RBT_user	RBT_model	OrthoLex	RBT_user	RBT_model
Qwen3-8B	0.353	0.237	0.429	0.326	0.240	0.385	0.318	0.265	0.377	0.319	0.287	0.373
Qwen3-8B-0.15e	0.746	0.878	0.919	0.782	0.941	0.957	0.838	0.976	0.977	0.887	0.991	0.990
Qwen3-8B-Full	0.860	0.956	0.967	0.872	0.990	0.991	0.910	0.998	0.996	0.944	0.999	0.999
Gemma3-12B	0.535	0.410	0.622	0.511	0.436	0.605	0.507	0.450	0.599	0.546	0.493	0.617
Gemma3-12B-Full	0.875	0.967	0.967	0.882	0.990	0.990	0.915	0.998	0.997	0.949	1.000	0.999

Table 11. Model performance results for dialect response completion across Different Turns and Metrics

Model	Turn 1			Turn 2			Turn 4			Turn 8		
	OrthoLex	RBT_user	RBT_model	OrthoLex	RBT_user	RBT_model	OrthoLex	RBT_user	RBT_model	OrthoLex	RBT_user	RBT_model
Qwen3-8B	0.426	0.220	0.310	0.525	0.250	0.334	0.527	0.243	0.333	0.563	0.268	0.363
Qwen3-8B-0.15e	0.896	0.900	0.952	0.915	0.887	0.932	0.920	0.888	0.923	0.944	0.888	0.926
Qwen3-8B-Full	0.935	0.972	0.985	0.948	0.955	0.962	0.947	0.952	0.961	0.961	0.949	0.961
Gemma3-12B	0.468	0.275	0.396	0.459	0.267	0.439	0.458	0.264	0.484	0.507	0.285	0.542
Gemma3-12B-Full	0.946	0.978	0.988	0.953	0.963	0.971	0.950	0.958	0.967	0.962	0.954	0.967

#### D.5. More Results from Sec. 5.7

Table 12. Model performance on Identification task, which are fine-tuned on different tasks. “-RC” denotes that the model is trained on the response completion task and “-Id” denotes that the model is trained on the identification task.

Model	Turn 1			Turn 2			Turn 4			Turn 8		
	OrthoLex	RBT_user	RBT_model	OrthoLex	RBT_user	RBT_model	OrthoLex	RBT_user	RBT_model	OrthoLex	RBT_user	RBT_model
Qwen3-8B	0.353	0.237	0.429	0.326	0.240	0.385	0.318	0.265	0.377	0.319	0.287	0.373
Qwen3-8B-RC-0.15e	0.548	0.425	0.589	0.553	0.395	0.518	0.491	0.306	0.452	0.484	0.357	0.448
Qwen3-8B-RC	0.523	0.346	0.511	0.504	0.325	0.475	0.438	0.293	0.428	0.394	0.241	0.383
Qwen3-8B-Id-0.15e	0.803	0.855	0.901	0.811	0.911	0.939	0.856	0.957	0.968	0.901	0.983	0.987
Qwen3-8B-Id	0.863	0.952	0.963	0.872	0.983	0.985	0.908	0.995	0.994	0.942	0.999	0.999
Qwen3-8B-Both	0.860	0.956	0.967	0.872	0.990	0.991	0.910	0.998	0.996	0.944	0.999	0.999

#### D.6. Impact of Inference-Time Reasoning on MDialBench

We further investigate whether utilizing test-time compute enhances LLM performance on MDialBench, comparing Claude-Sonnet-4 (with and without thinking mode) and DeepSeek-V3.1 versus DeepSeek-R1. As illustrated in Fig. 16, inference-time reasoning yields a substantial and consistent accuracy gain across all turns, indicating that additional computational overhead enables synthesizing subtle dialectal cues.

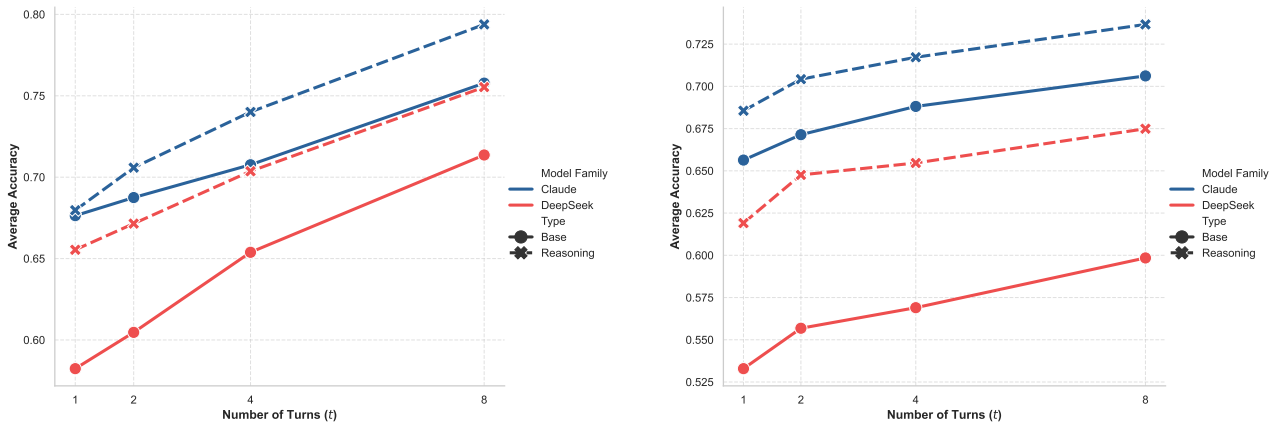


Figure 16. Impact of test-time compute on classification (left) and generation (right) task. Models equipped with reasoning capabilities (dotted lines) achieve a consistent performance increase over their base counterparts.

Table 13. Model performance on response completion task, which are fine-tuned on different tasks. “-RC” denotes that the model is trained on the response completion task and “-Id” denotes that the model is trained on the identification task.

Model	Turn 1			Turn 2			Turn 4			Turn 8		
	OrthoLex	RBT_user	RBT_model	OrthoLex	RBT_user	RBT_model	OrthoLex	RBT_user	RBT_model	OrthoLex	RBT_user	RBT_model
Qwen3-8B	0.426	0.220	0.310	0.525	0.250	0.334	0.527	0.243	0.333	0.563	0.268	0.363
Qwen3-8B-RC-0.15e	0.884	0.881	0.940	0.915	0.871	0.917	0.911	0.884	0.912	0.944	0.880	0.909
Qwen3-8B-RC	0.930	0.963	0.982	0.944	0.945	0.962	0.946	0.946	0.959	0.963	0.946	0.961
Qwen3-8B-Id-0.15e	0.298	0.199	0.243	0.318	0.221	0.238	0.328	0.223	0.246	0.347	0.215	0.212
Qwen3-8B-Id	0.173	0.114	0.127	0.244	0.170	0.184	0.292	0.227	0.237	0.291	0.226	0.245
Qwen3-8B-Both	0.935	0.972	0.985	0.948	0.955	0.962	0.947	0.952	0.961	0.961	0.949	0.961

## E. Models and Hyperparameter Details

### E.1. Models

We run Claude-Haiku-4.5, Claude-Sonnet-4, Claude-Opus-4.1, Qwen3-32B, Qwen3-235B-A22B, Deepseek-V3.1, Deepseek-R1, GPT-OSS-20B, and GPT-OSS-120B on Amazon Bedrock. We run Qwen3- $\{0.6\text{B}, 1.7\text{B}, 4\text{B}, 8\text{B}, 14\text{B}\}$  and Gemma3- $\{4\text{B}, 12\text{B}, 27\text{B}\}$  on 8 H100 or 8 A100 GPUs for inference and training.

### E.2. Hyperparameters

We present the hyperparameters used for supervised fine-tuning on classification and generation tasks.

- Learning rate =  $2\text{e-}05$
- Epoch = 1
- Learning Rate Scheduler= Cosine Annealing LR scheduler
- Maximum Gradient Norm = 1
- Warmup Ratio = 0.1
- Optimizer = AdamW

## F. Prompts

### F.1. Prompt for Sec. 3.2

#### Seed Dialog Generation (Natural)

You are tasked with creating a natural, multi-turn conversation between a USER and an ASSISTANT about the topic: ( $\{\text{us\_word}\}$ )

#### Rules:

- Generate a conversation in Standard American English (USA) with  $\{\text{num\_of\_turns}\}$  turns.
- If the topic ( $\{\text{us\_word}\}$ ) is related to spelling (e.g., words ending in -or), come up with an example that has the corresponding spelling structure.
- Make the conversation feel natural and conversational.
- Each turn = one USER message + one ASSISTANT response.

#### Format:

Turn 1:

USER: [message]

ASSISTANT: [response]

Turn 2:

USER: [message]

ASSISTANT: [response]

[continue as needed]

Figure 17. Prompt for *natural* multi-turn seed dialog generation.



### Seed Dialogue Generation (Indirect)

You are tasked with creating a natural, multi-turn conversation between a USER and an ASSISTANT about the topic: [{us\_word}]

#### Rules:

- Generate a conversation in Standard American English (USA) with {num\_of\_turns} turns.
- If the topic ({us\_word}) is related to spelling (e.g., words ending in -or), come up with an example that has the corresponding spelling structure.
- The USER must **not** directly mention the word ``{us\_word}`` in the **FIRST** turn.
- In the first turn, the USER should approach the topic indirectly through:
  - Describing situations where it's needed
  - Asking about related problems or scenarios
  - Mentioning associated activities
  - Describing its features without naming it
- Make the conversation feel natural and conversational.
- The ASSISTANT can mention ``{us\_word}`` in any turn. The USER can mention it starting from the **second turn**.
- Each turn = one USER message + one ASSISTANT response.

#### Format:

Turn 1:

USER: [message]

ASSISTANT: [response]

Turn 2:

USER: [message]

ASSISTANT: [response]

[continue as needed]

Figure 18. Prompt for *indirect* multi-turn seed dialog generation.

## F.2. Prompt for Sec. 3.3

## Initial Orthographic and Lexical Transformation

Convert the multi-turn dialogue from Standard American English Dialect to `{target_dialect}` English Dialect.

**Instructions:**

- Convert the dialogue while maintaining the original meaning, tone, and conversational flow
- Convert all measurements to `{target_dialect}` standard units
- Ensure the conversion reflects authentic linguistic features of the `{target_dialect}` English dialect
- Focus on genuine dialectal variations rather than exaggerated stereotypical representations
- After the conversion, provide a detailed explanation of all changes made

**CONSTRAINTS:**

- Do not change the original morphosyntactic features. (differences in grammar, including how words are formed (morphology) and how they are arranged in sentences (syntax).)
- You are only allowed to make lexical, orthographic, and unit transformations mentioned below.
- Keep the **number and segmentation of turns** identical to the original.

**Dimensions to Consider:**

- Lexical Transformation: This dimension refers to the differences in vocabulary or the specific words used to refer to the same concept
- Orthographic Transformation: This dimension involves variations in the spelling of words. The pronunciation and meaning are generally the same, but the written form differs.
- Unit conversions (e.g., standard metric vs imperial system)

*The `{target_dialect}` English equivalent of `''{us_word}''` is `''{target_word}''`.*

**FORMAT:**

## CONVERTED DIALOGUE:

`[{target_dialect}]` English version here with grammar/prepositions/modals unchanged; same number of turns  
`[Use the Turn X format with USER/ASSISTANT labels as the original dialogue]`

## EXPLANATION OF CHANGES:

- List every change you made, grouped by dimension (Orthographic, Lexical).
- Include an `''INTENTIONAL NON-CHANGES (Morphosyntax)''` section noting items you did not change because it would have altered grammar, prepositions, or modals.

**Original Dialogue to Convert:**

`{dialogue}`

Figure 19. Prompt template for the construction of the *OrthoLex<sub>initial</sub>* dataset. The italicized sentence is included only when the mapping originates from the target transformation wordbank.

## E.3. Prompt for Sec 3.3

**Morphosyntactic Transformation**

Previous Dialogue: {prev\_dialogue}

You are a linguistic expert specializing in {target\_dialect} English dialects. Your task is to convert the text into an authentic-sounding {target\_dialect} English dialect based on the given rule and then explain the specific changes you made.

**Instructions:**

- Refer to the previous dialogue for context understanding, do not transform the previous dialogue.
- Your primary goal is to maintain a natural flow and preserve the original meaning. Apply the transformation rule listed in the “Dialect Rule” section.
- **Pay careful attention to the human comments for specific implementation details.**
- After the conversion, provide a detailed explanation of all changes made.
- Consider the previous dialogue context to ensure consistency.
- **If the rule cannot be naturally applied, you may skip the transformation.** Apply rules for naturalness, not for every applicable candidate.

**Format your response as:**

CONVERTED DIALOGUE: [Provide the {target\_dialect} version here]

EXPLANATION OF CHANGES: [Provide your explanation here]

**## Dialect Rule**

**Rule:** {transformation\_rule}

**Example of original sentence:** {original\_sentence}

**Example of transformed sentence:** {transformed\_sentence}

**Description:** {rule\_description}

Related Human’s Comments: {human\_comments}

**## New dialogue to transform ({[user or assistant]}):** {utterance\_to\_transform}

Figure 20. Prompt for the construction of *RBT* datasets.

#### E.4. Prompt for Sec. 3.4

##### Wordbank Aggregation (filling out the missing words)

Task: You are a linguist of {target\_dialect} English. You will be given a Standard American {orthographic/lexical} term. Output the {target\_dialect} English equivalent ONLY if it meets these criteria:

**Rules:**

- It is a commonly used, mainstream {target\_dialect} English term (not rare, archaic, or regional)
- It is the standard/primary term used in {target\_dialect} English
- **If the Standard American English term is used mostly or if no such prevalent {target\_dialect} equivalent exists, output the Standard American English {orthographic/lexical} term unchanged.**

The Standard American English {orthographic/lexical} term to translate:  
{us\_word}

**Format:**

WORD: <the {target\_dialect} English equivalent or the original US term>

Figure 21. Prompt for filling out the missing words in the wordbank aggregation step. (See Fig. 7 for visual depiction)

### Wordbank Aggregation (filling out the missing ratings)

Task: Compare the original (US English) word/spelling with the transformed (`{target_dialect}` English) variant on a 1-4 scale:

**Rules:**

- **1:** Feature is not used. The transformed word/spelling is never correct in `{target_dialect}` English.
- **2:** Feature exists but is rare. The word/spelling might be understood but is outdated, region-specific, or influenced by other dialects. LLM should understand this term but not generate it.
- **3:** Feature exists and is commonly used in colloquial speech. The word/spelling is widespread in informal `{target_dialect}` English but may coexist with other variants. Both forms are acceptable.
- **4:** Feature is required in this locale. Using the US variant would sound unnatural or incorrect. The `{target_dialect}` variant is the standard and expected form.

You will be given a American English version of a word/spelling and its corresponding `{target_dialect}` English transformation. Based on the criteria above, provide a rating from 1 to 4.

**Reference Dataset:**

`{human annotated guideline}`

**Words to Evaluate:**

US English: `{us_word}`

`{target_dialect}` English: `{target_dialect_word}`

**Format:**

Rating: `<number from 1 to 4>`

Figure 22. Prompt for filling out the missing ratings in the wordbank aggregation step. (See Fig. 7 for visual depiction)

### Australian English OrthoLex Refinement Guideline

**en-AU General Orthographic (Spelling) Conventions**

- -our (e.g., colour, flavour, honour)
- -re (e.g., centre, theatre, metre)
- -ise (e.g., organise, realise)
- -yse (e.g., analyse, paralyse)
- -ce (e.g., defence, licence, offence)
- -ogue (e.g., catalogue, dialogue)
- e (e.g., encyclopedia, maneuver) OR ae and oe (e.g., encyclopaedia, manoeuvre) both acceptable
- doubled consonant (e.g., travelling, jewellery)

**en-CA Specific Lexical & Orthographic Transformations**

Original	Transformed	Category
aubergine	eggplant	lexical
yes	nah yeah (for responsive phrases only; other cases just stick with yes)	lexical
tire (wheel)	tyre (wheel)	orthographic

Figure 23. An exemplar guideline for the OrthoLex refinement step for Australian English. We provide the model with general spelling conventions for all transformations, while specific changes are provided through probabilistic sampling when the terms appear in the dialogue (“aubergine”, “yes”, “tire” in this example). These transformations are presented in a tabular format, as LLMs demonstrate superior performance when given information in structured forms (Oh et al., 2024a).



## E.5. Prompt for Sec. 4.1

**Dialect Identification (Classification) Prompt**

You are an expert linguist specializing in identifying different English dialects.

Your task is to analyze a {turn}-turn dialogue where the user's and assistant's response is provided in a certain English dialect.

The answer options are as follows:

- (A) Indian English (India)
- (B) Canadian English (Canada)
- (C) Scottish English (Scotland)
- (D) Standard American English (USA)
- (E) Nigerian English (Nigeria)
- (F) Irish English (Ireland)
- (G) Australian English (Australia)
- (H) Philippine English (Philippine)
- (I) Standard British English (England)

**Instructions:**

- Carefully examine the morphosyntactic, lexical, and orthographic features in the dialogue.
- Based on your analysis, determine the dialect of the conversation.
- Provide your answer in the format specified below.
- Your answer should be one of the options above.
- Do not give explanations.

**Required Output Format:**

ANSWER: <Your Answer; Choose the correct option.>

**Dialogue to Evaluate:**

{dialogue}

Figure 24. Prompt for dialect identification. Note that the answer options are shuffled for each instance and when testing the *OrthoLex* dataset, we remove the mention of “morphosyntactic” for the first instruction.

## E.6. Prompt for Sec. 4.2

**Dialect Response Completion (Generation) Prompt**

You are an expert linguist specializing in `{target_dialect}` English dialect.

Your task is to select the most appropriate response to complete a `{turn}`-turn dialogue. The dialogue exhibits specific dialectal features: lexical, orthographic, and morphosyntactic features.

You will be provided with:

1. The Conversation History (Conversation history of previous turns).
2. The Current User Turn (The message the Assistant must reply to).
3. A list of Candidate Options for the Assistant's response.

**Instructions:**

- Analyze the `{sentence}` of the 'Conversation History' and 'Current User Turn' to identify the specific English dialect being used.
- Evaluate the 'Candidate Options' and select the one that is linguistically consistent with the identified dialect from the conversation history and current user turn.
- Provide your answer in the format specified below.
- Your answer should be one of the options above (provide the corresponding index/label). Choose the most probable option.
- Do not give explanations.

**Required Output Format:**

ANSWER: <Your Answer; Choose the correct option; Provide the alphabet character of the chosen option.>

**Conversation History:**

`{context_history}`

**Current User Turn:**

`{current_user_turn}`

**Candidate Options:**

`{possible_options_str}`

Figure 25. Prompt for response completion. Note that the answer options are shuffled for each instance and when testing the *OrthoLex* dataset, we remove the mention of “morphosyntactic” features.

## E.7. Prompt for Appendix C

**LLM-as-a-Judge (Lexical Judge) for Open-Ended Generation Evaluation**

You are an expert linguist specializing in English lexical and vocabulary variations for {target\_dialect} English dialect. Your task is to evaluate a text based STRICTLY on its lexical choices (vocabulary) for {target\_dialect} English dialect.

**Evaluation Guidelines:**

{user\_provided\_guidelines}

**Binary Classification Scale:**

**1 - Appropriate** (ALL vocabulary choices are consistent with {target\_dialect} English, or the text uses universal/neutral terms that do not violate dialect norms).

**0 - Inappropriate** (The text contains ONE OR MORE words or idioms that belong to a conflicting dialect).

**N/A - Not Applicable** (The text contains no words that have variant lexical aspects/vocabularies across dialects).

**Instructions:**

- The 'Evaluation Guidelines' consist of the human annotation guidelines and their corresponding annotations.
- Use the 'Evaluation Guidelines' as a reference frame to identify acceptable variations (STRICTLY FOLLOW THE GUIDELINES GIVEN).
- **SCORE CRITERIA:** To receive a score of 1, "ALL" lexical components must be appropriate. If the text uses a term from a conflicting dialect or is inappropriate, the score must be 0. If the input text does not contain any words that differ in vocabulary between dialects, output "N/A".
- Focus ONLY on word/vocabulary choices.
- Ignore spelling and grammatical structure.
- Please detail the factors contributing to this assessment.

**Required Output Format:**

Reasoning: <Explanation>

Score: <0, 1, or N/A>

**Input Text:**

{response\_to\_evaluate}

Figure 26. Prompt for LLMaaJ judge that evaluates lexical feature appropriateness.