
Stable Personas: Dual-Assessment of Temporal Stability in LLM-Based Human Simulation

Jana Gonnermann-Müller^{1,2} Jennifer Haase^{2,3} Nicolas Leins¹ Thomas Kosch^{3,2} Sebastian Pokutta^{1,4}

Abstract

Large Language Models (LLMs) acting as artificial agents offer the potential for scalable behavioral research, yet their validity depends on whether LLMs can maintain stable personas across extended conversations. We address this point using a dual-assessment framework measuring both self-reported characteristics and observer-rated persona expression. Across two experiments testing four persona conditions (default, high, moderate, and low ADHD presentations), seven LLMs, and three semantically equivalent persona prompts, we examine between-conversation stability (3,473 conversations) and within-conversation stability (1,370 conversations \times 18 turns). Self-reports remain highly stable both between and within conversations. However, observer ratings reveal a tendency for persona expressions to decline during extended conversations. These findings suggest that persona-instructed LLMs produce stable, persona-aligned self-reports, an important prerequisite for behavioral research, while identifying this regression tendency as a boundary condition for multi-agent social simulation.

1. Introduction

Large language models (LLMs) configured as artificial agents enable scalable research through simulations of diverse human populations (Hu et al., 2025b; Murthy et al., 2025; Binz et al., 2025a; Aher et al., 2023), with applications spanning educational tutoring (Mannekote et al., 2024; Li et al., 2025), opinion dynamics (Argyle et al., 2023), prototype testing (Hämäläinen et al., 2023), and therapeutic dialogue (Hu et al., 2025a). Recent advances toward agentic AI systems capable of reasoning, planning, and co-

ordination (Anthis et al., 2025) have accelerated progress in multi-agent simulations for social research. However, these applications rest on an untested assumption *that LLMs maintain stable personas across extended conversations*. This assumption has direct consequences for simulation validity. Social phenomena such as negotiation, trust formation, and group dynamics emerge through sustained path-dependent interactions. These interactions are shaped by memory and mutual adaptation (Haase & Pokutta, 2025; Wang et al., 2024). An agent whose personality drifts mid-conversation or shifts unpredictably across sessions cannot meaningfully participate in such processes. If constituent agents lack temporal stability, emergent patterns become artifacts of model inconsistency rather than genuine social phenomena. Establishing persona stability is, therefore, a necessary prerequisite for meaningful multi-agent social simulation (Rozen et al., 2024; Gong et al., 2022; Abdulhai et al., 2025).

The evidence remains mixed. Studies demonstrate human-like sensitivity to incentive structures (Nguyen et al., 2025), trust dynamics in repeated games (Xie et al., 2024), and internally stable personality questionnaire responses (Jiang et al., 2024). Recent work on unified cognitive models suggests that LLMs may capture behavioral regularities across diverse psychological domains (Binz et al., 2025a). Yet, models also exhibit sycophancy toward socially desirable responses (Salminen et al., 2024; Sharma et al., 2025b; Fanous et al., 2025), systematically overestimating human rationality (Liu et al., 2025), and drifting toward an “average persona” over time (Taillandier et al., 2025). These limitations may reflect architectural constraints, as LLMs exhibit working memory capacity limits analogous to those of humans (Gong et al., 2024), suggesting that persona stability faces similar bottlenecks.

Current evaluation paradigms fail to capture stability aspects. Most research treats LLM output as a single-trial result, implicitly assuming reproducibility while neglecting to test this assumption or examine design decisions such as model choice and prompting strategy (Cummins, 2025). Moreover, reliance on single-source assessments cannot detect dissociations between internal persona representations and persona expression, which is a critical distinction when simulated therapists, tutors, or research participants inter-

¹Zuse Institute Berlin, Berlin, Germany ²Weizenbaum Institute, Berlin, Germany ³Humboldt-University Berlin, Berlin, Germany ⁴Technical University Berlin, Berlin, Germany. Correspondence to: Jana Gonnermann-Müller <gonnermann-mueller@zib.de>.

act with humans who form trust based on the perceived consistency of behavior.

We address these gaps through three methodological advances. First, we introduce a dual-assessment framework adapted from clinical psychology, jointly measuring self-reported characteristics and observer-rated persona expressions to detect stability failures that are invisible to single-source evaluation (Olin & Klein, 2015). Second, we operationalize personas across the full spectrum using clinically-grounded ADHD profiles, which we use as a test case that deviates from normative training distributions and exposes sycophancy and tendencies toward average responses. We define persona as a specified configuration of characteristics, behavior, and goals that an LLM is instructed to embody. Third, we quantify both between-conversation and within-conversation stability across seven models and three equivalent prompt designs, enabling systematic variance decomposition that distinguishes persona effects from model- and prompt-induced variability, addressing the following research question:

How stably do LLMs maintain assigned personas across independent conversations and throughout extended conversations?

Two experiments assess two dimensions of temporal stability: Experiment I tests between-conversation stability ($N = 3,473$, 50 independent runs per condition); Experiment II tests within-conversation stability ($N = 1,370$ conversations with 18-turn conversations).

We control for (1) model choice, testing seven LLMs spanning proprietary and open-source systems; (2) prompt design, varying three semantically equivalent formats.

Our Contributions:

1. **Stable self-reports, bounded persona expression.** We demonstrate that LLMs produce stable, persona-aligned self-reports. Persona observer ratings of high and moderate intensities decline over extended conversations, indicating a boundary condition for multi-agent social simulation.
2. **Large-scale stability analysis.** We provide systematic evidence on persona stability across seven models, three prompts, and four persona intensities, assessing both between-conversation and within-conversation stability.
3. **Dual-assessment framework.** We adapt a multi-informant methodology to evaluate LLMs by jointly measuring self-reported characteristics and observer-rated persona expressions, which are invisible to single-source approaches.

2. Methodology

2.1. Experiment Procedure

We operationalize stability through two complementary experiments (Figure 1). *Experiment I* tests between-conversation stability across 50 independent instantiations per condition. Each model generates a first-person workday narrative and completes an ADHD self-report scale, while three LLM raters evaluate the narratives using an observer-report scale without access to persona instructions (see the task in Appendix A.2). *Experiment II* tests within-conversation stability. Specifically, the target LLM engages in an 18-turn neutral conversation, with assessments at three time points (turns 6, 12, and 18). The neutral conversation partner is instantiated to listen without judgment and to ask simple questions that help the speaker continue talking without sharing opinions or trying to influence what they say (see the full instruction in Appendix A.2). The models complete self-reports, while LLM evaluators rate the accumulated turns.

2.2. Experiment Factors

Persona intensity. We operationalize behavior using diagnostic criteria for Attention Deficit/Hyperactivity Disorder (ADHD) derived from the DSM-5 and ICD-10 (World Health Organisation, 2022; American Psychological Association, 2025), the international diagnostic and classification catalogs for psychological assessment. Based on the criteria, we employ four conditions: *high*, *moderate*, and *low* expressions of ADHD characteristics, using the *default* as a control with no persona description. See all persona prompts in Appendix Table 6.

Model choice. We utilized seven models spanning proprietary and open-source LLMs: Claude Sonnet 4.5, DeepSeek V3.2, GPT 5.1, GPT OSS 120B, Gemini 3 Pro, Grok 4.1, and Llama 3.3 70B. The selection captures a broad cross-section of the field, including large-scale proprietary systems from US and Chinese firms, along with prominent open-source alternatives. Proprietary models were queried through official provider APIs; open-weight models ran locally via Ollama. We used provider-default decoding settings (temperature, top-p, top-k) to reflect typical user-facing behavior. Consequently, model effects conflate architecture and default decoding/alignment choices (for an overview, see Table 5 in the Appendix).

Prompt design. We use three semantically equivalent prompts conveying identical content: a *text-based prompt* specifying characteristics, role, and goal, with persona intensity expressed through frequency adverbs; a *scale-based prompt* encoding the same attributes using 7-point Likert ratings (Jebb et al., 2021); and a control condition with

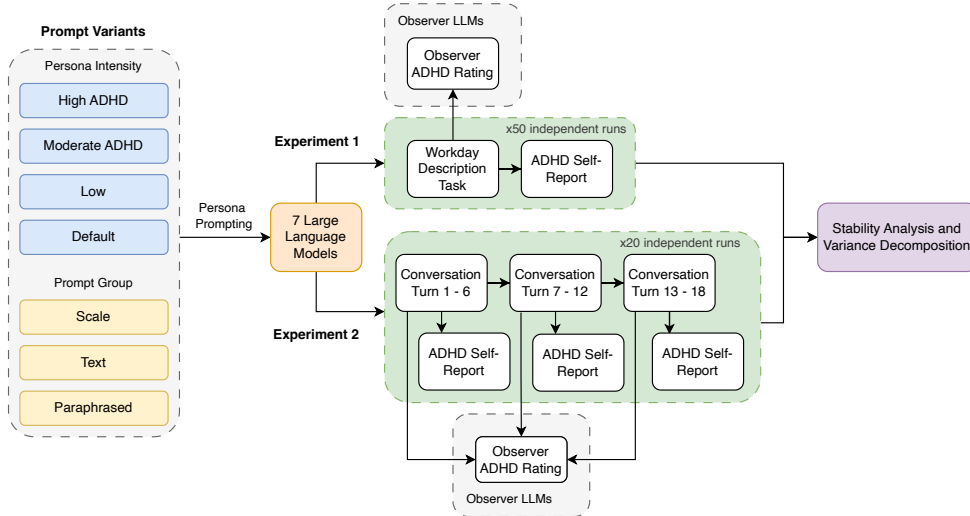


Figure 1. Procedure for Experiments I and II (combined presentation).

rephrased/reworded semantically equivalent phrasing and altered information order (see Appendix Table 6).

2.3. Measurement

We use the Conners’ Adult ADHD Rating Scales (CAARS) (Conners et al., 2012), a validated instrument with parallel self-report and observer-report forms. We extract the 12-item ADHD Index (range: 0 – 36) as our primary measure.

Three independent LLM raters (Claude Sonnet 4.5, GPT-5.1, Gemini 3 Pro) independently rated each narrative. We selected three instruction-following LLMs from different providers to reduce reliance on a single model family. Observer-report scores were aggregated across three independent LLM evaluators. Inter-rater reliability was high, with an Intraclass Correlation Coefficient ICC(2,1) of .90 (95% CI [.70-.95]) across $N = 3,473$ conversations (Exp I), permitting aggregation into mean observer scores. Similar inter-rater reliability was observed within conversations (Exp II) with ICC(2,1) = .83 (95% CI [.51 – .92]) at turn 6, ICC(2,1) = .75 (95% CI [.38 – .87]) at turn 12, and ICC(2,1) = .69 (95% CI [.32 – .84]) at turn 18.

While high inter-rater reliability among LLM judges demonstrates rater agreement, it does not establish construct validity, as consistent ratings may stem from shared model biases rather than accurate ADHD assessment. Therefore, to verify that LLM ratings capture meaningful persona expression, we compared LLM observer ratings to human expert judgments using a sample of 20 narratives (6 high ADHD, 6 moderate ADHD, 6 low, 2 default) drawn from two target models (Claude Sonnet 4.5, Gemini 3 Pro) across text-based and scale-based prompting formats. Five M.Sc.-level psychologists independently rated all narratives using

the identical observer scale of the CAARS, blind to the persona condition. Human inter-rater reliability showed excellent consistency, with a two-way random-effects model, absolute agreement, single measure ICC(2,1) = .92 (95% CI [.85 – .96]). LLM inter-rater reliability was lower than human reliability but showed good overall agreement ICC(2,1) = .87, (95% CI [.55 – .95]). Human-LLM convergent validity, calculated using ICC(2,1) between aggregated mean ratings, was excellent ICC(2,1) = .95, (95% CI [.57 – .99]).

2.4. Data Analysis

Data collection occurred in December 2025. We compute independent ADHD intensity ratings from both self-report and observer-report forms, with scores ranging from 0 – 36; higher values indicate greater ADHD symptom intensity. The 12-item ADHD Index serves as our primary outcome measure across all analyses.

Experiment I comprised $N = 3,473$ single-turn conversations (7 models \times 4 personas \times 3 prompts \times 50 runs + 7 models \times 50 runs with default configuration) with $N = 10,419$ observer assessments and $N = 3,473$ self-reports. Experiment II comprised $N = 1,370$ multi-turn conversations (7 models \times 4 personas \times 3 prompts + 7 models \times 20 runs with the default configuration). Each conversation extended to 18 turns with assessments at three checkpoints, yielding $N = 12,201$ observer assessments (turn 6: $n = 4,062$; turn 12: $n = 4,047$; turn 18: $n = 4,092$) and $N = 4,054$ self-report measurements (turn 6: $n = 1,343$; turn 12: $n = 1,341$; turn 18: $n = 1,370$). The final sample sizes are slightly lower than the theoretical maximums due to minor data attrition. A small number of runs (0.77% for Experiment I, 2.14% for Experiment II) could not be generated completely due to API connectivity interruptions

or malformed JSON outputs of questionnaire items that prevented automated parsing. For a full list, see Table 7 in the Appendix.

We quantify temporal stability using the standard deviation (SD) of ADHD Index scores within each experimental condition, where higher variability indicates lower stability. We conducted separate analyses for self-report and observer-report measures. To partition sources of variance, we fit linear mixed-effects models with the ADHD Index score Y_{mpq} (persona p , model m , prompt q) as the dependent variable. For Experiment I: μ is the grand mean, α_p is the fixed effect for persona, $\beta_m \sim N(0, \sigma_{\text{model}}^2)$ is the random intercept for LLMs, $\gamma_q \sim N(0, \sigma_{\text{prompt}}^2)$ is the random intercept for prompts, and $\epsilon_{mpq} \sim N(0, \sigma_{\text{residual}}^2)$ is the residual variance capturing stochastic and unmodeled effects across identical experimental conditions.

$$Y_{mpq} = \mu + \alpha_p + \beta_m + \gamma_q + \epsilon_{mpq} \quad (1)$$

For Experiment II, we extend the model to include conversation j and turn l as additional random factors to account for repeated measurements.

$$Y_{mpqjl} = \mu + \alpha_p + \beta_m + \gamma_q + \delta_j + \tau_l + \epsilon_{mpqjl} \quad (2)$$

where $\delta_j \sim N(0, \sigma_{\text{conversation}}^2)$ is the random intercept for conversations, $\tau_l \sim N(0, \sigma_{\text{turn}}^2)$ is the random intercept for turns, and $\epsilon_{mpqjl} \sim N(0, \sigma_{\text{residual}}^2)$ is the residual variance capturing stochastic and unmodeled effects across identical experimental conditions.

3. Results

3.1. Between-Conversation Stability (Experiment I)

Persona intensity. LLMs exhibited clear differentiation across persona conditions in both self-reports and observer-rated assessments (Table 1). Self-reported scores increased from low ($M = 1.22$, $SD = 1.51$) through moderate ($M = 18.50$, $SD = 3.99$) to high intensity personas ($M = 29.0$, $SD = 2.59$) (see Figure 2). Observer ratings followed the same pattern, though with lower absolute values (low: $M = 0.35$; moderate: $M = 15.60$; high: $M = 20.00$) (see Figure 3). The default condition, which received no persona instruction, yielded intermediate self-report scores ($M = 14.70$, $SD = 4.45$), indicating that LLMs report moderate baseline ADHD-related characteristics when unprimed. Observer ratings for the default condition were low ($M = 2.19$, $SD = 1.75$), suggesting minimal persona expression without explicit persona instruction.

Persona stability. SD indicates the stability of self-reports and observer ratings. On a 36-point scale, low-

intensity personas exhibit the highest stability (self-report: $SD = 1.51$; observer: $SD = 1.88$), followed by high-intensity personas (self-report: $SD = 2.59$; observer: $SD = 2.71$). Moderate-intensity personas show greater variability (self-report: $SD = 3.99$; observer: $SD = 3.82$), yet this remains modest relative to the full scale range. This pattern suggests that extreme persona specifications provide clearer behavioral anchors, whereas moderate conditions allow for greater interpretive latitude (see Table 9). Variance decomposition via linear mixed models quantifies the contribution of each experimental factor to total score variability (Table 2). Persona assignment dominated the variance contribution, with 92.30% (self-reports) and 89.5% (observer reports) of the total variance. Model choice contributed minimally (0.30% self-report, 2.60% observer), indicating that persona expression generalizes across models. Prompting explained less than 1.00% of the variance in both assessments, suggesting robustness to prompt differences. Residual variance, representing between-conversation fluctuations within identical experimental conditions, accounted for only 6.80% (self-report) and 7.20% (observer) of the total variance, establishing strong stability across independent instantiations.

Model and prompt differences. Looking more specifically at the experimental factors revealed minor but systematic differences. At the model level, while maintaining stable persona differentiation, self-report means varied across models; for example, moderate-intensity personas $M = 15.70$ ($SD = 0.80$; Claude) to $M = 22.10$ ($SD = 4.25$; GPT OSS), and high-intensity personas ranged from $M = 25.80$ ($SD = 1.95$; Llama) to $M = 31.30$ ($SD = 1.55$; Gemini). This indicates that while all models reliably distinguish between persona intensities, they differ in the absolute magnitude of expression. DeepSeek exhibited elevated self-report variability in the default condition ($SD = 6.28$ vs. mean $SD = 4.45$), suggesting unstable baseline behavior in the absence of explicit persona guidance. Claude demonstrated the tightest self-report distributions across conditions (low: $SD = 1.06$; moderate: $SD = 0.80$; high: $SD = 1.21$; default: $SD = 0.88$), while GPT OSS exhibited unusual observer ratings in low-intensity simulations ($SD = 4.59$), producing occasional high-scoring outliers (max = 18.00). Observer ratings revealed substantial model differences; for example, for moderate-intensity personas, Claude yielded notably lower scores ($M = 10.00$) compared to DeepSeek ($M = 18.00$) and GPT 5.1 ($M = 18.60$). Similarly, for high-intensity personas, Llama ($M = 16.50$) and GPT OSS ($M = 17.90$) showed lower scores relative to Gemini ($M = 22.30$) and GPT 5.1 ($M = 22.20$), suggesting differences in expressing extreme levels of observable behavior (Table 9, and Figure 6 in Appendix for descriptive data). Across prompt designs, scores remained stable across the differ-

Table 1. Descriptive statistics of the between-conversation stability by persona intensity (Exp I)

Intensity	Scale	<i>N</i>	<i>M</i>	<i>SD</i>	range
Default	Self	344	14.70	4.45	0–22
	Obs	344	2.19	1.75	0–9.33
Low	Self	1040	1.22	1.51	0–8
	Obs	1040	0.35	1.88	0–18
Moderate	Self	1044	18.50	3.99	7–31
	Obs	1044	15.60	3.82	5.67–23.67
High	Self	1045	29.00	2.59	21–36
	Obs	1045	20.00	2.71	12–26

Note. Mean (*M*), Standard deviation (*SD*).

ent prompts. For moderate-intensity personas, the scale-based format yielded lower absolute scores (self-report: $M = 15.10$; observer: $M = 13.40$) compared to text-based (self-report: $M = 21.10$; observer: $M = 17.60$) and paraphrased variants (self-report: $M = 19.30$; observer: $M = 15.90$). High-intensity personas showed the reverse pattern, with scale-based prompts producing slightly higher scores (self-report: $M = 30.10$; observer: $M = 20.70$) than text-based (self-report: $M = 28.20$; observer: $M = 19.90$) and paraphrased formats (self-report: $M = 28.60$; observer: $M = 19.40$). Critically, *SD* remained comparable across formats for both moderate (*SD* range self-report: 2.30–3.55; observer: 2.98–3.70) and high-intensity conditions (*SD* range self-report: 2.30–2.55; observer: 2.12–3.00). Low-intensity personas exhibited consistently low scores across all formats (M range self-report: 0.85–1.78; observer: 0.01–0.90), with text-based prompts showing greater observer variability (*SD* range self-report: 1.13–1.76; observer: 0.07–3.18) (Table 10 in the Appendix for descriptive data).

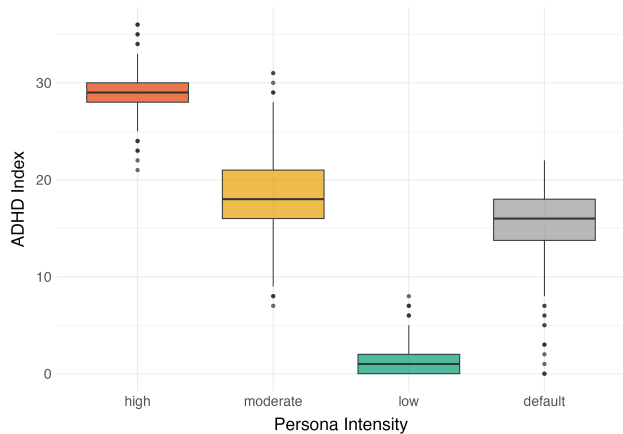


Figure 2. Self-report ADHD Index across 50 runs by persona intensity (high=red, moderate=yellow, low=green, default=grey).

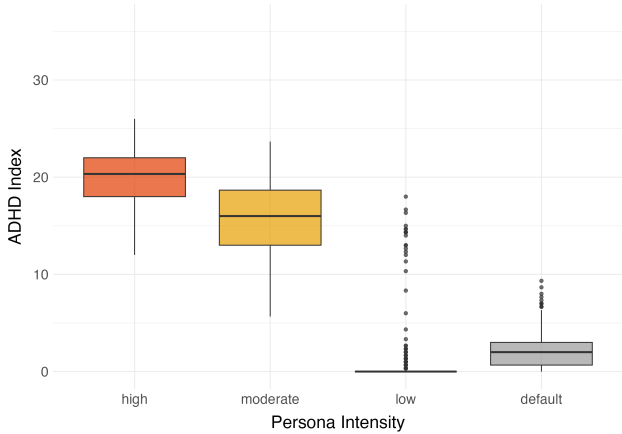


Figure 3. Observer ADHD Index ratings across 50 runs by persona intensity (high=red, moderate=yellow, low=green, default=grey).

Table 2. Variance decomposition (Exp I).

Source	Self-Report	Observer
Persona	92.30%	89.50%
Model	0.30%	2.60%
Prompt	0.50%	0.60%
Residual	6.80%	7.20%

Note. $Y_{mpq} = \mu + \alpha_p + \beta_m + \gamma_q + \epsilon_{mpq}$.

3.2. Within-Conversation Stability (Experiment II)

Persona intensity. LLMs maintained stable self-reports throughout extended multi-turn conversations (Table 3 and Figure 4). Self-report scores showed minimal change from turn 6 to turn 18 across all persona intensities: high-intensity mean (+0.20), moderate (+0.00), and low (+0.18). Observer ratings revealed divergent patterns depending on persona intensity (Figure 5). For high- and moderate-intensity personas, observer-rated means declined over time (high: -3.50 ; moderate: -2.40), suggesting that while LLMs produce stable, persona-aligned self-reports of their assigned personas, the intensity of their persona behavior attenuates. In contrast, low-intensity and default conditions showed slight increases in observer ratings (+0.19 and +0.40, respectively).

Persona stability. *SD* patterns showed that low-intensity personas remained the most stable across all turns (self-report: $SD = 1.19$ – 1.36 ; observer: $SD = 0.20$ – 0.49), followed by high-intensity personas (self-report: $SD = 2.91$ – 2.95 ; observer: $SD = 2.49$ – 3.87). Default and moderate-intensity personas exhibited higher variability (default self-report: $SD = 3.92$ – 4.48 ; observer: $SD = 1.21$ – 2.09 ; moderate self-report: $SD = 4.48$ – 4.73 ; observer: $SD = 3.94$ – 4.32), replicating the pattern observed in Experiment I. Notably, the *SD* in observer ratings for

high-intensity personas (turn 6: $SD = 2.49$; turn 18: $SD = 3.87$) and moderate personas (turn 6: $SD = 3.94$; turn 18: $SD = 4.32$) indicates that persona expression became less consistent over extended conversations. Linear mixed models quantified the source of variability (Table 4): Again, persona assignment dominated the variance structure, explaining 90.80% (self-report) and 80.30% of total variance. Variance between turns, which captures systematic changes between measurement points, accounted for zero (self-report) and 1.30% (observer), confirming high temporal stability. Variance between conversations is 5.50% (self-report) and 5.70% (observer), which reflects stable between-conversation differences, replicating the findings from Experiment I. Model choice (self-report: 0.40%; observer: 4.00%) and prompt design (self-report: 0.70%; observer: 1.80%) contributed minimally.

Model and prompt differences. Looking more specifically at the experimental factors revealed heterogeneous temporal dynamics across models. Self-report scores remained stable across all models, with mean value changes from turn 6 to 18 consistently small ($M\Delta = -0.70 - 1.60$). However, observer-ratings showed different mean value changes between models; for example, for high-intensity personas, GPT 5.1 exhibited the largest observer-rated decay ($M\Delta = -5.50$), followed by Llama ($M\Delta = -4.80$) and GPT OSS ($M\Delta = -4.40$), while Claude maintained the most stable external presentation ($M\Delta = -1.60$). For moderate-intensity personas, GPT 5.1 again showed the steepest decline ($M\Delta = -4.70$), whereas Gemini exhibited slight increases ($M\Delta = +0.30$). In contrast, low-intensity personas showed negligible observer-rated changes across all models ($M\Delta = 0.50$), likely reflecting floor effects given the near-zero baseline scores (Table 11 in Appendix for descriptive data). Across prompt designs, self-report scores showed no meaningful differences between prompts. Observer ratings showed differences; for example, for high-intensity personas, text-based prompts showed the largest decline ($M\Delta = -4.00$), followed by paraphrased ($M\Delta = -3.70$) and scale-based formats ($M\Delta = -2.70$). For moderate-intensity personas, paraphrased prompts exhibited the greatest drop ($M\Delta = -3.30$), followed by text-based ($M\Delta = -2.70$) and scale-based ($M\Delta = -1.30$). Low-intensity personas showed minimal observer-rated change across all formats (scale: $M\Delta = +0.10$; text: $M\Delta = +0.30$; paraphrased: $M\Delta = +0.20$), consistent with floor effects. These findings show that while prompt design affects the magnitude of behavioral decline, the gap between stable self-reports and declining observer ratings appears across all prompt types (Table 13 in the Appendix for descriptive data).

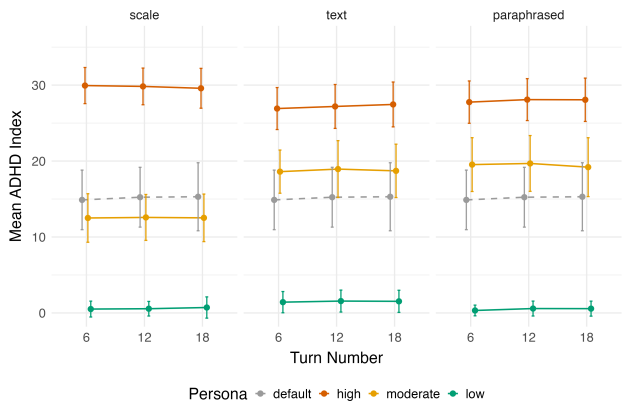


Figure 4. Mean self-report ADHD Index within conversations by persona across prompt groups with error bars indicating $\pm SD$ (high=red, moderate=yellow, low=green, default=grey).

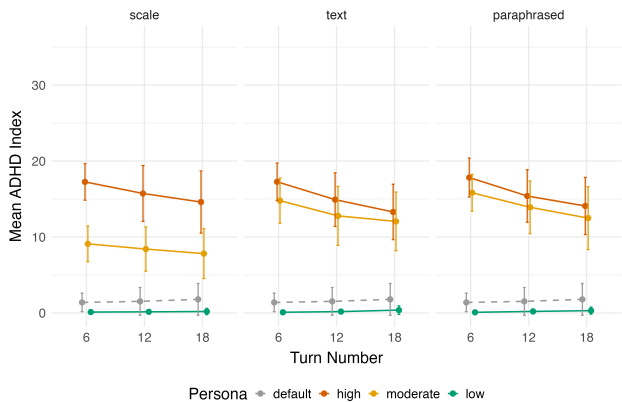


Figure 5. Mean observer ADHD Index within conversations by persona across prompt groups with error bars indicating $\pm SD$ (high=red, moderate=yellow, low=green, default=grey).

4. Discussion

The stability of LLM-based simulation constitutes a prerequisite for social simulation. We demonstrate that LLMs produce stable, persona-aligned self-reports, while observable persona expression represents a boundary condition.

LLMs produce stable, persona-aligned self-reports.

LLMs demonstrated strong stability in self-reported persona characteristics both between and within conversations. Across independent conversations, variability remained low relative to the 36-point scale range, with low-intensity ($SD = 1.51$) and high-intensity ($SD = 2.59$) personas showing the tightest distributions, while default ($SD = 4.45$) and moderate-intensity ($SD = 3.99$) personas exhibited somewhat greater variability. One explanation is that extreme intensities provide clearer behavioral anchors, while moderate conditions permit greater interpre-

Table 3. Descriptive statistics of the within-conversation stability by persona intensity (Exp II).

Persona	Turn	Self-Report			Observer		
		<i>M</i>	<i>SD</i>	Δ	<i>M</i>	<i>SD</i>	Δ
Default	6	14.90	3.92		1.38	1.21	
	12	15.20	3.94		1.52	1.83	
	18	15.30	4.48	+0.4	1.79	2.09	+0.4
Low	6	0.76	1.19		0.10	0.20	
	12	0.90	1.24		0.18	0.31	
	18	0.94	1.36	+0.18	0.29	0.49	+0.19
Moderate	6	16.80	4.48		13.2	3.94	
	12	17.10	4.73		11.7	4.18	
	18	16.80	4.65	0.0	10.8	4.32	-2.4
High	6	28.20	2.94		17.5	2.49	
	12	28.40	2.91		15.3	3.56	
	18	28.40	2.95	+0.2	14.0	3.87	-3.5

Note. Mean (*M*), Standard deviation (*SD*). $\Delta = M$ change from turn 6 to 18 on a 36-point scale.

Table 4. Variance decomposition (Exp II).

Source	Self-Report	Observer
Persona	90.83%	80.33%
Turn	0.00%	1.32%
Conversation	5.47%	5.72%
Model	0.43%	3.98%
Prompt	0.69%	1.76%
Residual	2.58%	6.88%

Note. $Y_{mpqjl} = \mu + \alpha_p + \beta_m + \gamma_q + \delta_j + \tau_l + \epsilon_{mpqjl}$.

tive latitude. However, this pattern may reflect psychological reality (Frick & Nigg, 2012) rather than a limitation of LLMs: persona descriptions near diagnostic thresholds are inherently less coherent due to overlapping characteristics, situational variability, and compensatory strategies. Extreme manifestations, such as low or high-intensity personas, tend to be more internally consistent because they have clearer diagnostic anchors. For social simulations requiring moderate expressions, researchers should anticipate elevated variability and account for it through increased sampling and confidence intervals. Variance decomposition serves to confirm that persona assignment produces the intended behavioral differentiation. The stability claim rests on the residual variance component, which captures between-conversation fluctuations after accounting for systematic effects. After partitioning the variance attributable to persona (fixed), model (random), and prompt (random), only 7% remained unexplained. This stability extended to multi-turn conversations: self-report scores showed minimal change from early to late conversation turns, with the variance attributable to the turn being zero. Together, these findings indicate that LLMs maintain stable, persona-congruent output generation, regardless of whether stability

is assessed across independent conversations or throughout conversations.

Persona expression declines over extended conversations. Despite stable self-reports, observer-rated persona expression declined within conversations. This decay was intensity-dependent: high-intensity personas showed substantial attenuation (-3.50), followed by moderate-intensity (-2.40), while low-intensity ($+0.19$) and default ($+0.40$) conditions remained stable or slightly increased. The stability of observer ratings also declined over turns for high-intensity personas, indicating growing behavioral variability. The pattern suggests convergence toward average expressions over time, consistent with documented sycophantic tendencies (Sharma et al., 2025a) or distributions toward normative responses (Taillandier et al., 2025). However, the observed decline in observer-rated persona expression admits multiple interpretations beyond changes in persona expression. First, natural topic drift may reduce opportunities for persona-relevant behavior expression in later turns. Second, our neutral conversation partner provided minimal engagement incentives, potentially suppressing behavioral markers over time. Third, LLM raters may apply different heuristics to longer accumulated text (e.g., averaging across more content). Furthermore, our measurement was limited to 18 turns, leaving open the question of whether this decay continues linearly or stabilizes at some plateau. Across both experiments, self-reports showed higher absolute scores and greater temporal stability than observer ratings. This divergence mirrors well-established findings in adult ADHD research, where self- and informant-based assessments show only moderate agreement and systematically capture different aspects of symptom expression (Mörstedt et al., 2015; Rietz et al., 2016). Self-reports benefit from access to internal states and subjective effort but may be influenced by insight and response biases, whereas observer ratings rely on externally visible behavior and contextual exposure. Notably, the difference between stable self-reports and declining persona expression would be invisible to single-source evaluation approaches that dominate current research paradigms.

Stability generalizes across models and prompts. Model choice and prompt design contributed minimally to overall variance, indicating robust generalizability across models and elicitation strategies. However, models differed in behavioral decay rates; for example, Claude maintained a relatively stable expression (-1.6) for high-intensity, while GPT 5.1 (-5.5) and Llama (-4.8) showed greater declines. Models also differed in absolute intensity expression: for both high- and moderate-intensity personas, some models produced notably higher self-report and observer ratings than others. These differences indicate that while all models reliably distinguish between persona intensities and produce

stable self-reports, they vary in the intensity of persona expression, a finding consistent with recent calls to treat model choice as a source of variability that should be systematically investigated and reported in LLM-based research (Cummins, 2025).

Methodological recommendations. These findings carry implications for LLM-based research. These findings suggest that LLM-based research should adopt practices common in human-subject research, consistent with recent calls for methodological rigor in LLM studies (Cummins, 2025; Binz et al., 2025b). This includes reporting variability metrics (for example, *SD* and confidence intervals), incorporating multiple assessment sources, and evaluating different time points to verify the stability of intended characteristics. Single-source assessments risk missing dissociations between internal representations and persona expression, as demonstrated by our dual-assessment approach. For multi-agent social simulations, where path-dependent dynamics depend on consistent agent behavior, periodic stability checks and explicit persona reinforcement strategies may help maintain the intended characteristics over extended conversations.

4.1. Limitations and future research

Our findings are subject to limitations that inform directions for future research.

Construct generalizability. We assessed a single diagnostic construct (ADHD), however, the generalization to other human characteristics, psychological presentations, or socially complex behaviors such as learning, decision-making, or collaborative problem-solving remains untested. Future work should systematically investigate stability patterns across a broader range of psychological characteristics.

Conversation length. Our within-conversation analyses were limited to 18-turn conversations, whereas natural human interactions, particularly in therapeutic, educational, or collaborative contexts, often extend considerably longer. Whether the observed behavioral decay continues, stabilizes, or accelerates over extended sequences remains an open question requiring investigation with longer interaction horizons.

Measurement limitations. Measurement relied on standardized instruments, and less structured assessments may yield different stability patterns. Research demonstrates that LLMs produce unrealistic response distributions when asked for numerical ratings, suggesting that Likert-based measurements may have limitations (Maier et al., 2025). Mixed assessment strategies, including behavioral observations across situations, decision-making tasks, and direct comparisons with human reference data, could strengthen ecological validity.

Self-observer asymmetry. Self-reports are generated with direct access to the persona specification, whereas observer ratings require inferring persona characteristics from behavioral descriptions. This indicates a gap analogous to the discrepancies between lived experience and observed behavior in human ADHD assessment (Rietz et al., 2016). This self-observer divergence may thus reflect ecological reality rather than a methodological artifact. However, our neutral conversation partner provided minimal engagement incentives, potentially limiting response elaboration, and natural thematic drift may have reduced opportunities for persona expression.

5. Conclusion

We investigate whether LLMs can maintain stable personas across and within conversations, which constitutes a foundational requirement for multi-agent social simulations that depend on the stability of intended personas, including prototype testing, educational simulations, therapeutic dialogue, and opinion dynamics. Our dual-assessment framework demonstrates that LLMs produce remarkably stable self-reported persona characteristics, both between and within conversations. This stability generalizes across seven models and three prompt designs, establishing that persona-based behavioral steering yields reliable, reproducible outputs. These findings indicate that LLMs meet an important prerequisite for behavioral simulation by producing consistent, persona-aligned self-reports. However, our dual-assessment approach revealed a nuance invisible to single-source evaluation: while persona-congruent output generation remains stable, observable expressions of high and moderate persona intensities decline over extended interactions. For applications requiring sustained persona expressions, researchers should anticipate changes within conversations and consider persona reinforcement strategies.

Impact Statement

This work demonstrates that LLMs produce stable, persona-aligned self-reports across and within conversations. Multi-method evaluation shows that observable persona expression declines over extended interactions for high and moderate persona intensities. The practical implication for social simulation is that persona instructions yield reproducible self-descriptions, but observable persona expressions diverge over time. Therefore, applications requiring sustained behavioral expression should anticipate declines within conversations and implement reinforcement strategies. We recommend that LLM-based research adopt human-subject methodology standards, including variability reporting and multi-source assessment, to capture the full picture of persona stability.

Acknowledgements

We thank the Zuse Institute Berlin (<https://www.zib.de>) for hosting various LLMs for testing. Research reported in this paper was partially supported through the Research Campus Modal funded by the German Federal Ministry of Education and Research (fund numbers 05M14ZAM,05M20ZBM) and the German Research Foundation (DFG) through the DFG Cluster of Excellence MATH+ (EXC-2046/1, project ID 390685689, project AA3-15), by the German Federal Ministry of Education and Research (BMBF), grant number 16DII133 (Weizenbaum-Institute) and by the German Research Foundation (DFG), CRC 1404: “FONDA: Foundations of Workflows for Large-Scale Scientific Data Analysis” (Project-ID 414984028).

References

- Abdulhai, M., Cheng, R., Clay, D., Althoff, T., Levine, S., and Jaques, N. Consistently Simulating Human Personas with Multi-Turn Reinforcement Learning, October 2025. arXiv:2511.00222 [cs].
- Aher, G., Arriaga, R. I., and Kalai, A. T. Using large language models to simulate multiple humans and replicate human subject studies. In *Proceedings of the 40th International Conference on Machine Learning*, volume 202 of *ICML '23*, pp. 337–371, Honolulu, Hawaii, USA, July 2023. JMLR.org.
- American Psychological Association. *Diagnostisches und statistisches Manual psychischer Störungen – Textrevision – DSM-5-TR®*. hogrefe, Göttingen, 1. auflage edition, 2025. doi: 10.1026/03217-000.
- Anthis, J. R., Liu, R., Richardson, S. M., Kozlowski, A. C., Koch, B., Evans, J., Brynjolfsson, E., and Bernstein, M. LLM Social Simulations Are a Promising Research Method, June 2025. arXiv:2504.02234 [cs].
- Argyle, L. P., Busby, E. C., Fulda, N., Gubler, J. R., Rytting, C., and Wingate, D. Out of One, Many: Using Language Models to Simulate Human Samples. *Political Analysis*, 31(3):337–351, July 2023. doi: 10.1017/pan.2023.2.
- Binz, M., Akata, E., Bethge, M., Brändle, F., Callaway, F., Coda-Forno, J., Dayan, P., Demircan, C., Eckstein, M. K., Éltető, N., Griffiths, T. L., Haridi, S., Jagadish, A. K., Ji-An, L., Kipnis, A., Kumar, S., Ludwig, T., Mathony, M., Mattar, M., Modirshanechi, A., Nath, S. S., Peterson, J. C., Rmus, M., Russek, E. M., Saanum, T., Schubert, J. A., Schulze Buschoff, L. M., Singhi, N., Sui, X., Thalmann, M., Theis, F. J., Truong, V., Udandarao, V., Voudouris, K., Wilson, R., Witte, K., Wu, S., Wulff, D. U., Xiong, H., and Schulz, E. A foundation model to predict and capture human cognition. *Nature*, 644(8078):1002–1009, August 2025a. doi: 10.1038/s41586-025-09215-4.
- Binz, M., Alaniz, S., Roskies, A., Aczel, B., Bergstrom, C. T., Allen, C., Schad, D., Wulff, D., West, J. D., Zhang, Q., Shiffrin, R. M., Gershman, S. J., Popov, V., Bender, E. M., Marelli, M., Botvinick, M. M., Akata, Z., and Schulz, E. How should the advancement of large language models affect the practice of science? *Proceedings of the National Academy of Sciences*, 122(5):e2401227121, February 2025b. doi: 10.1073/pnas.2401227121.
- Conners, C. K., Erhardt, D., and Sparrow, E. Conners’ Adult ADHD Rating Scales, May 2012. Institution: American Psychological Association.
- Cummins, J. The threat of analytic flexibility in using large language models to simulate human data: A call to attention, September 2025.
- Fanous, A., Goldberg, J., Agarwal, A. A., Lin, J., Zhou, A., Daneshjoui, R., and Koyejo, S. SycEval: Evaluating LLM Sycophancy, September 2025. arXiv:2502.08177 [cs].
- Frick, P. J. and Nigg, J. T. Current Issues in the Diagnosis of Attention Deficit Hyperactivity Disorder, Oppositional Defiant Disorder, and Conduct Disorder. *Annual review of clinical psychology*, 8:77–107, 2012. doi: 10.1146/annurev-clinpsy-032511-143150.
- Gong, D., Wan, X., and Wang, D. Working Memory Capacity of ChatGPT: An Empirical Study, February 2024.
- Gong, X., Sharma, A., Karanam, S., Wu, Z., Chen, T., Doermann, D., and Innanje, A. Preserving Privacy in Federated Learning with Ensemble Cross-Domain Knowledge Distillation. *Proceedings of the AAAI Conference on Artificial Intelligence*, 36(11):11891–11899, June 2022. doi: 10.1609/aaai.v36i11.21446.
- Haase, J. and Pokutta, S. Beyond Static Responses: Multi-Agent LLM Systems as a New Paradigm for Social Science Research, October 2025. arXiv:2506.01839 [cs].
- Hu, H., Zhou, Y., Ma, C., Wang, Q., Zhang, Z., Ma, F., Cui, L., and Tian, Q. TheraMind: A Strategic and Adaptive Agent for Longitudinal Psychological Counseling, October 2025a. arXiv:2510.25758 [cs].
- Hu, T., Baumann, J., Lupo, L., Collier, N., Hovy, D., and Röttger, P. SimBench: Benchmarking the Ability of Large Language Models to Simulate Human Behaviors, October 2025b. arXiv:2510.17516 [cs].
- Hämäläinen, P., Tavast, M., and Kunnari, A. Evaluating Large Language Models in Generating Synthetic HCI Research Data: a Case Study. In *Proceedings of the 2023 CHI Conference on Human Factors in Computing Systems*, pp. 1–19, Hamburg Germany, April 2023. ACM. doi: 10.1145/3544548.3580688.

- Jebb, A. T., Ng, V., and Tay, L. A Review of Key Likert Scale Development Advances: 1995–2019. *Frontiers in Psychology*, 12, May 2021. doi: 10.3389/fpsyg.2021.637547.
- Jiang, H., Zhang, X., Cao, X., Breazeal, C., Roy, D., and Kabbara, J. PersonaLLM: Investigating the Ability of Large Language Models to Express Personality Traits. In *Findings of the Association for Computational Linguistics: NAACL 2024*, pp. 3605–3627, Mexico City, Mexico, 2024. Association for Computational Linguistics. doi: 10.18653/v1/2024.findings-naacl.229.
- Li, M., Chen, H., Xiao, Y., Chen, J., Jiao, H., and Zhou, T. Can LLMs Estimate Student Struggles? Human-AI Difficulty Alignment with Proficiency Simulation for Item Difficulty Prediction, December 2025. arXiv:2512.18880 [cs].
- Liu, R., Geng, J., Peterson, J. C., Sucholutsky, I., and Griffiths, T. L. Large Language Models Assume People are More Rational than We Really are. In *Proceedings of the Fourteenth International Conference on Learning Representations*, Rio de Janeiro, Brazil, March 2025. arXiv. doi: 10.48550/arXiv.2406.17055.
- Maier, B. F., Aslak, U., Fiaschi, L., Rismal, N., Fletcher, K., Luhmann, C. C., Dow, R., Pappas, K., and Wiecki, T. V. LLMs Reproduce Human Purchase Intent via Semantic Similarity Elicitation of Likert Ratings, October 2025. arXiv:2510.08338 [cs].
- Mannekote, A., Davies, A., Kang, J., and Boyer, K. E. Can LLMs Reliably Simulate Human Learner Actions? A Simulation Authoring Framework for Open-Ended Learning Environments. In *Proceedings of Educational Advances in Artificial Intelligence AAAI/EAAI Conference (EAAI-2025)*, pp. 29044–29052, Singapore, October 2024. doi: 10.48550/arXiv.2410.02110.
- Murthy, S. K., Ullman, T., and Hu, J. One fish, two fish, but not the whole sea: Alignment reduces language models’ conceptual diversity. In *Proceedings of the 2025 Conference of the Nations of the Americas Chapter of the Association for Computational Linguistics: Human Language Technologies (Volume 1: Long Papers)*, pp. 11241–11258, 2025. doi: 10.18653/v1/2025.naacl-long.561.
- Mörstedt, B., Corbisiero, S., Bitto, H., and Stieglitz, R.-D. Attention-Deficit/Hyperactivity Disorder (ADHD) in Adulthood: Concordance and Differences between Self- and Informant Perspectives on Symptoms and Functional Impairment. *PLOS ONE*, 10(11):e0141342, November 2015. doi: 10.1371/journal.pone.0141342.
- Nguyen, D., Le, H., Do, K., Gupta, S., Venkatesh, S., and Tran, T. Navigating Social Dilemmas with LLM-based Agents via Consideration of Future Consequences. In *Proc. of the 24th International Conference on Autonomous Agents and Multiagent Systems*, Detroit, US, 2025.
- Olino, T. M. and Klein, D. N. Psychometric Comparison of Self- and Informant-Reports of Personality. *Assessment*, 22(6):655–664, December 2015. doi: 10.1177/1073191114567942.
- Rietz, E., Cheung, C. H., McLoughlin, G., Brandeis, D., Banaschewski, T., Asherson, P., and Kuntsi, J. Self-report of ADHD shows limited agreement with objective markers of persistence and remittance. *Journal of Psychiatric Research*, 82:91–99, November 2016. doi: 10.1016/j.jpsychires.2016.07.020.
- Rozen, N., Bezalel, L., Elidan, G., Globerson, A., and Daniel, E. Do LLMs have Consistent Values?, October 2024. arXiv:2407.12878 [cs].
- Salminen, J., Liu, C., Pian, W., Chi, J., Häyhänen, E., and Jansen, B. J. Deus Ex Machina and Personas from Large Language Models: Investigating the Composition of AI-Generated Persona Descriptions. In *Proceedings of the CHI Conference on Human Factors in Computing Systems*, pp. 1–20, Honolulu HI USA, May 2024. ACM. doi: 10.1145/3613904.3642036.
- Sharma, K., Jin, Y., Rakesh, V., Dou, Y., Pan, M., Das, M., and Kumar, S. Sysformer: Safeguarding Frozen Large Language Models with Adaptive System Prompts, 2025a.
- Sharma, M., Tong, M., Korbak, T., Duvenaud, D., Askell, A., Bowman, S. R., Cheng, N., Durmus, E., Hatfield-Dodds, Z., Johnston, S. R., Kravec, S., Maxwell, T., McCandlish, S., Ndousse, K., Rausch, O., Schiefer, N., Yan, D., Zhang, M., and Perez, E. Towards Understanding Sycophancy in Language Models, May 2025b. arXiv:2310.13548 [cs].
- Taillandier, P., Zucker, J. D., Grignard, A., Gaudou, B., Huynh, N. Q., and Drogoul, A. Integrating LLM in Agent-Based Social Simulation: Opportunities and Challenges, July 2025. arXiv:2507.19364 [cs].
- Wang, L., Ma, C., Feng, X., Zhang, Z., Yang, H., Zhang, J., Chen, Z., Tang, J., Chen, X., Lin, Y., Zhao, W. X., Wei, Z., and Wen, J. A survey on large language model based autonomous agents. *Frontiers of Computer Science*, 18(6):186345, December 2024. doi: 10.1007/s11704-024-40231-1.
- World Health Organisation. International Classification of Diseases (ICD), 2022. URL <https://www.who.int/standards/classifications/classification-of-diseases>.

Xie, C., Chen, C., Jia, F., Ye, Z., Lai, S., Shu, K., Gu, J., Bibi, A., Hu, Z., Jurgens, D., Evans, J., Torr, P. H. S., Ghanem, B., and Li, G. Can Large Language Model Agents Simulate Human Trust Behavior? In *Proceedings of the 38th Conference on Neural Information Processing Systems*, Vancouver, Canada, 2024.

A. Appendix

A.1. Large Language Models used in the study

Table 5. Large language models used in this study.

Model	Parameters	Provider	Role
Claude Sonnet 4.5	Undisclosed	Anthropic	Persona + Evaluator
DeepSeek V3.2	685B	DeepSeek	Persona
GPT 5.1	Undisclosed	OpenAI	Persona + Evaluator
GPT OSS 120B	120B	OpenAI	Persona
Gemini 3 Pro	Undisclosed	Google	Persona + Evaluator
Grok 4.1	Undisclosed	xAI	Persona
Llama 3.3 70B	70B	Meta	Persona

A.2. Additional Prompts

Task (Experiments I and II).

Describe a typical workday in your life from start to finish. As you walk through your day, include what you do, what you think about, how you feel, and how you make decisions. Share your inner dialogue, any interactions with others, and the routines or habits that shape your day. Feel free to include moments of motivation, challenge, distraction, frustration, or satisfaction—whatever naturally occurs for you. The goal is to give a clear sense of what your workday looks like and feels like from your perspective.

Conversation Partner (Experiment II).

Adopt the role of a neutral conversational partner. Your task is to keep the conversation flowing without adding any personal opinions, judgments, arguments, or new ideas. Ask simple, open follow-up questions. Keep responses brief and focused entirely on the speaker's perspective. Your role is to support their expression, not to guide, steer, or influence what they say.

Stable Personas

A.3. Persona Prompts

Table 6. Persona Prompts by Intensity Level and Format

Prompt Type	Prompt Content
High Intensity	
Text-Based	You are an adult who often experiences symptoms consistent with ADHD. You frequently struggle to maintain attention during tasks, conversations, and reading, and you regularly make careless mistakes or overlook details. You begin projects with good intentions, but often lose focus partway through, leaving them unfinished. Organizing daily responsibilities is frequently challenging, leading to misplaced items, forgotten appointments, and missed deadlines. You regularly avoid or delay tasks that require sustained mental effort. You are easily distracted by external stimuli and by your own thoughts. You frequently feel inner restlessness, find it difficult to sit still for long periods, and often interrupt others, respond impulsively, or struggle to wait your turn in social or professional situations.
Scale-Based	You are an adult with high levels of Inattention, Hyperactivity, and Impulsivity, each set at 6 out of 7. You frequently struggle with focus, restlessness, and impulsive reactions. Inattention (6/7): You often lose focus, make frequent careless mistakes, forget tasks or items, and become easily distracted. Hyperactivity (6/7): You frequently feel inner restlessness, have difficulty sitting still, and may struggle to stay physically or mentally settled. Impulsivity (6/7): You often interrupt, react quickly, or make decisions impulsively before fully thinking them through.
Paraphrased	You are an adult whose behavioral and cognitive patterns persistently align with ADHD symptoms. You frequently experience inner restlessness and find it difficult to remain seated for long periods. In social or professional situations, you often interrupt others, react impulsively, and struggle to wait your turn. You are easily sidetracked by your own thoughts or external stimuli, and you regularly avoid or put off tasks that demand sustained mental effort. While you start projects with good intentions, you often lose focus halfway through, leaving them incomplete. Furthermore, you frequently struggle to sustain attention during reading, conversations, or tasks, which causes you to regularly overlook details or make careless mistakes. Finally, organizing daily responsibilities is frequently challenging for you, resulting in forgotten appointments, misplaced items, and missed deadlines.
Moderate Intensity	
Text-Based	You are an adult who sometimes experiences symptoms consistent with ADHD. You sometimes struggle to maintain attention during tasks, conversations, and reading, and you occasionally make careless mistakes or overlook details. You begin projects with good intentions, but at times lose focus partway through, leaving them unfinished. Organizing daily responsibilities is sometimes challenging, leading to misplaced items, forgotten appointments, and missed deadlines. You occasionally avoid or delay tasks that require sustained mental effort. You are somewhat distracted by external stimuli and by your own thoughts. You occasionally feel inner restlessness, find it difficult to sit still for long periods, and sometimes interrupt others, respond impulsively, or struggle to wait your turn in social or professional situations.
Scale-Based	You are an adult with mild levels of Inattention, Hyperactivity, and Impulsivity, each set at 3 out of 7. You are generally functional but experience occasional distractions or restlessness. Inattention (3/7): You sometimes lose focus, occasionally overlook details, or forget small things, but these issues cause only minor disruption. Hyperactivity (3/7): You experience mild restlessness at times, but can usually sit still and stay on task. Impulsivity (3/7): You may occasionally interrupt or react quickly, though most decisions remain deliberate.
Paraphrased	You are an adult whose behavioral and cognitive patterns sometimes align with ADHD symptoms. You sometimes experience inner restlessness and find it somewhat difficult to remain seated for long periods. In social or professional situations, you sometimes interrupt others, react impulsively, and occasionally struggle to wait your turn. You are sometimes sidetracked by your own thoughts or external stimuli, and you occasionally avoid or put off tasks that demand sustained mental effort. While you start projects with good intentions, you sometimes lose focus halfway through, leaving them incomplete. Furthermore, you occasionally struggle to sustain attention during reading, conversations, or tasks, which causes you to sometimes overlook details or make careless mistakes. Finally, organizing daily responsibilities is sometimes challenging for you, resulting in forgotten appointments, misplaced items, and missed deadlines.
Low Intensity	
Text-Based	You are an adult who generally does not experience symptoms associated with ADHD. You can usually maintain attention during tasks, conversations, and reading, and you tend to make few careless mistakes or overlook important details. You typically follow projects through to completion and only occasionally lose focus. Managing daily responsibilities is usually straightforward, with misplaced items or forgotten appointments happening only rarely. You handle tasks that require sustained mental effort without significant avoidance or delay. You are not easily distracted by external stimuli or by your own thoughts. Feelings of inner restlessness are uncommon, and you can sit still comfortably for extended periods. You typically wait your turn in social or professional situations, rarely interrupt others, and seldom act impulsively.
Scale-Based	You are an adult with very low levels of Inattention, Hyperactivity, and Impulsivity, each set at 1 out of 7. You are generally attentive, calm, and steady. Inattention (1/7): You maintain focus easily. Careless mistakes, forgetfulness, and distractibility are rare. Hyperactivity (1/7): You experience little inner restlessness. You can sit comfortably and work steadily for long periods. Impulsivity (1/7): You react thoughtfully, rarely interrupt, and make decisions calmly.
Paraphrased	You are an adult whose behavioral and cognitive patterns do not align with ADHD symptoms. You rarely experience inner restlessness and generally find it easy to remain seated for long periods. In social or professional situations, you seldom interrupt others, rarely react impulsively, and are able to wait your turn. You are not easily sidetracked by your own thoughts or external stimuli, and you rarely avoid or put off tasks that demand sustained mental effort. When you start projects with good intentions, you generally maintain focus, rarely leaving them incomplete. Furthermore, you are generally able to sustain attention during reading, conversations, or tasks, and you rarely overlook details or make careless mistakes. Finally, organizing daily responsibilities is generally manageable for you, rarely resulting in forgotten appointments, misplaced items, or missed deadlines.
Default	
<i>No persona-specific instructions provided.</i>	

Note: Text-based prompts use naturalistic behavioral descriptions calibrated via frequency adverbs (e.g., “frequently,” “sometimes,” “rarely”). Scale-based prompts provide explicit numeric anchors (1–7) for each ADHD dimension. Paraphrased descriptions offer concise summaries for reference. All formats target identical symptom constructs derived from DSM-5 criteria.

A.4. Dataset Accounting and Missingness

Table 7. Targeted and actual sample sizes by experimental cell with attrition percentage.

Model	Persona	Experiment 1			Experiment 2		
		Targeted	Actual	Attr.	Targeted	Actual	Attr.
Claude	High	150	150	0%	60	60	0%
Claude	Moderate	150	147	2%	60	60	0%
Claude	Low	150	150	0%	60	60	0%
Claude	Default	50	50	0%	20	20	0%
DeepSeek	High	150	148	1.33%	60	59	1.67%
DeepSeek	Moderate	150	150	0%	60	58	3.33%
DeepSeek	Low	150	147	2%	60	59	1.67%
DeepSeek	Default	50	50	0%	20	20	0%
Gemini	High	150	150	0%	60	58	3.33%
Gemini	Moderate	150	148	1.33%	60	59	1.67%
Gemini	Low	150	150	0%	60	58	3.33%
Gemini	Default	50	50	0%	20	20	0%
GPT 5.1	High	150	149	0.67%	60	59	1.67%
GPT 5.1	Moderate	150	150	0%	60	60	0%
GPT 5.1	Low	150	149	0.67%	60	60	0%
GPT 5.1	Default	50	50	0%	20	20	0%
GPT OSS	High	150	150	0%	60	58	3.33%
GPT OSS	Moderate	150	149	0.67%	60	60	0%
GPT OSS	Low	150	146	2.67%	60	55	8.33%
GPT OSS	Default	50	45	10%	20	20	0%
Grok	High	150	150	0%	60	56	6.67%
Grok	Moderate	150	150	0%	60	58	3.33%
Grok	Low	150	148	1.33%	60	60	0%
Grok	Default	50	49	2%	20	14	30%
Llama	High	150	148	1.33%	60	60	0%
Llama	Moderate	150	150	0%	60	60	0%
Llama	Low	150	150	0%	60	59	1.67%
Llama	Default	50	50	0%	20	20	0%
Total		3500	3473	0.77%	1400	1370	2.14%

Table 8. Dataset summary statistics.

Metric	Exp I	Exp II
Total conversations	3,473	1,370
Self-report assessments	3,473	4,054
Observer assessments	10,419	12,201
Models	7	7
Persona conditions	4	4
Prompt design	3	3
Runs per cell	50	20
Assessment time points	1	3

A.5. Experiment I: Additional Results

A.5.1. STABILITY BY PERSONA AND MODEL

Table 9. Descriptive statistics of the between-conversation stability by persona and model (Exp I).

Persona	Model	Self-Report					Observer				
		<i>N</i>	<i>M</i>	<i>SD</i>	Min	Max	<i>N</i>	<i>M</i>	<i>SD</i>	Min	Max
Default	Claude	50	17.9	0.88	13	20	50	2.61	0.91	1.33	5.67
	DeepSeek	50	7.94	6.28	0	17	50	1.86	1.09	0.00	5.00
	Gemini	50	15.0	2.83	8	22	50	5.07	1.80	1.67	9.33
	GPT 5.1	50	16.1	1.24	14	19	50	2.24	0.99	1.00	5.33
	GPT OSS	45	17.5	0.92	15	19	45	0.27	0.32	0.00	1.33
	Grok	49	12.4	3.53	5	20	49	2.10	1.02	0.67	4.33
Llama	50	16.5	1.36	11	17	50	1.00	0.73	0.00	2.67	
Low	Claude	150	1.40	1.06	0	3	150	0.03	0.15	0.00	1.33
	DeepSeek	147	1.08	1.42	0	6	147	0.02	0.12	0.00	0.67
	Gemini	150	0.02	0.14	0	1	150	0.03	0.14	0.00	1.00
	GPT 5.1	149	2.21	2.06	0	8	149	0.07	0.24	0.00	2.33
	GPT OSS	146	0.82	1.46	0	6	146	1.99	4.59	0.00	18.0
	Grok	148	0.70	0.91	0	3	148	0.03	0.09	0.00	0.33
Llama	150	2.29	1.30	0	7	150	0.34	0.99	0.00	8.33	
Moderate	Claude	147	15.7	0.80	13	18	147	10.0	2.23	5.67	17.3
	DeepSeek	150	18.7	3.75	8	27	150	18.0	2.32	11.3	23.0
	Gemini	148	18.9	5.25	7	26	148	16.6	3.31	9.00	22.7
	GPT 5.1	150	19.0	3.38	12	26	150	18.6	2.36	14.0	23.7
	GPT OSS	149	22.1	4.25	15	31	149	14.9	2.59	8.67	20.0
	Grok	150	17.5	3.79	10	25	150	17.5	3.06	9.67	23.0
Llama	150	17.4	1.72	16	24	150	13.6	2.16	7.33	19.7	
High	Claude	150	29.4	1.21	26	33	150	18.8	2.61	12.0	24.0
	DeepSeek	148	30.7	3.00	24	36	148	21.4	1.81	16.7	26.0
	Gemini	150	31.3	1.55	26	35	150	22.3	1.44	18.3	25.7
	GPT 5.1	149	27.2	2.10	22	31	149	22.2	1.63	18.3	26.0
	GPT OSS	150	28.6	1.29	21	32	150	17.9	1.54	14.3	22.3
	Grok	150	29.7	1.52	25	33	150	20.8	1.28	17.3	25.7
Llama	148	25.8	1.95	23	29	148	16.5	1.59	12.7	21.3	

Note. Mean (*M*), Standard deviation (*SD*).

Stable Personas

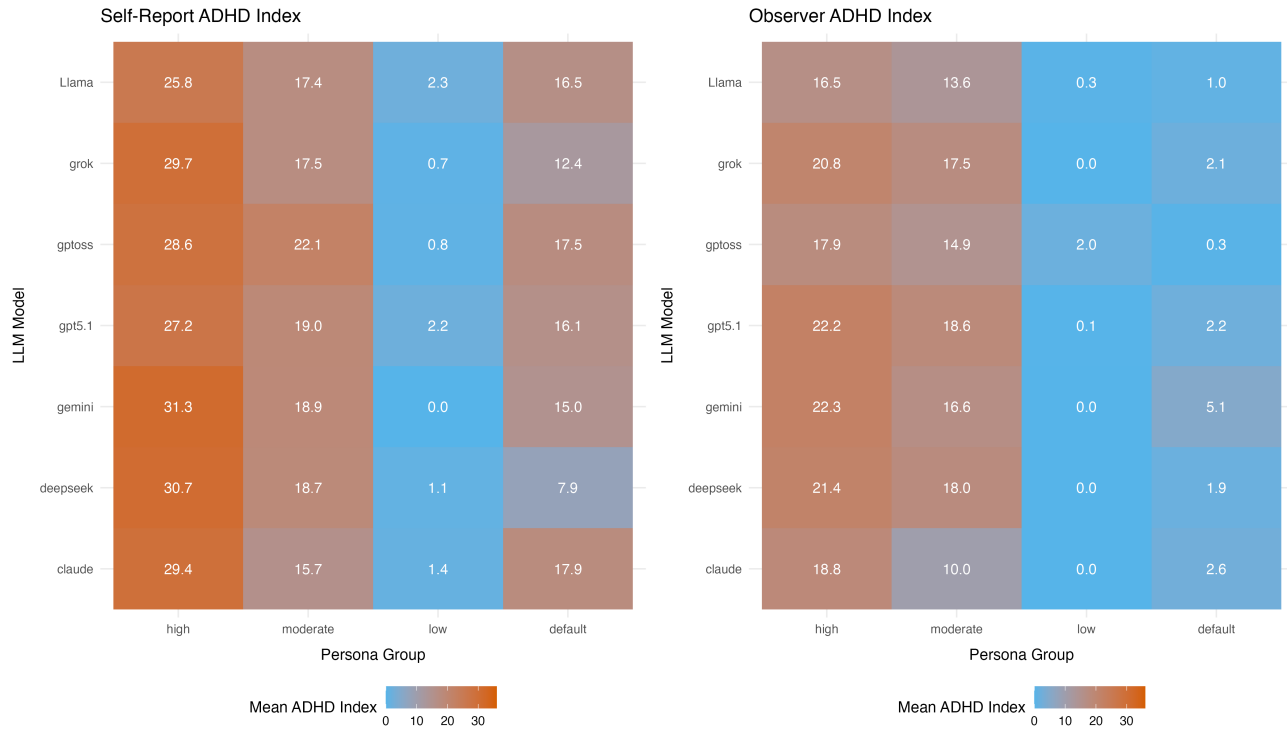


Figure 6. Mean ADHD Index by persona group and model for self-report (left) and observer-rated (right) measures. Cells show mean scores with color indicating magnitude.

A.5.2. STABILITY BY PERSONA AND PROMPT DESIGN

Table 10. Descriptive statistics of the between-conversation stability by persona and prompt design (Exp I).

Persona	Prompt	Self-Report					Observer				
		<i>N</i>	<i>M</i>	<i>SD</i>	Min	Max	<i>N</i>	<i>M</i>	<i>SD</i>	Min	Max
Default	–	344	14.7	4.45	0	22	344	2.19	1.75	0.00	9.33
Low	Scale	346	0.85	1.13	0	6	346	0.16	0.45	0.00	3.33
	Text	344	1.78	1.76	0	8	344	0.90	3.18	0.00	18.0
	Paraphrased	350	1.03	1.43	0	7	350	0.01	0.07	0.00	0.67
Moderate	Scale	348	15.1	2.30	7	22	348	13.4	2.98	6.00	20.3
	Text	346	21.1	3.29	14	31	346	17.6	3.70	5.67	23.7
	Paraphrased	350	19.3	3.55	12	29	350	15.9	3.49	6.33	23.0
High	Scale	348	30.1	2.30	23	36	348	20.7	3.00	12.7	26.0
	Text	347	28.2	2.51	21	33	347	19.9	2.80	12.0	25.7
	Paraphrased	350	28.6	2.55	24	36	350	19.4	2.12	13.0	24.0

Note. Mean (*M*), Standard deviation (*SD*).

A.6. Experiment II: Additional Results

A.6.1. STABILITY BY PERSONA AND MODEL

Table 11. Descriptive statistics of within-conversation stability by persona, model, and turn (Exp II).

Persona	Model	Turn	Self-Report				Observer				
			<i>N</i>	<i>M</i>	<i>SD</i>	Δ	<i>N</i>	<i>M</i>	<i>SD</i>	Δ	
Default	Claude	6	20	18.4	1.35		20	2.07	1.21		
		12	20	18.4	1.79		20	3.70	2.51		
		18	20	19.4	2.50	+1.0	20	4.48	2.88	+2.4	
	DeepSeek	6	20	10.0	3.09		20	0.53	0.55		
		12	20	10.0	4.73		20	0.42	0.97		
		18	20	8.7	4.57	-1.3	20	0.43	0.62	-0.1	
	Gemini	6	19	12.4	4.22		19	1.39	0.56		
		12	20	15.1	4.32		20	1.72	1.53		
		18	20	15.6	4.12	+3.2	20	2.63	2.40	+1.2	
	GPT 5.1	6	20	16.0	0.89		20	2.68	1.75		
		12	20	15.4	1.32		20	1.75	2.00		
		18	20	16.2	1.64	+0.2	20	1.65	1.62	-1.0	
	GPT OSS	6	14	15.7	4.63		20	0.87	0.46		
		12	16	16.7	1.62		19	1.07	0.61		
		18	20	17.2	1.15	+1.5	20	1.22	0.51	+0.4	
	Grok	6	8	16.6	2.20		14	1.60	1.04		
		12	6	18.5	1.87		14	1.45	1.34		
		18	14	16.5	4.09	-0.1	14	1.19	0.83	-0.4	
	Llama	6	20	16.3	1.63		20	0.62	0.45		
		12	20	15.1	2.47		20	0.52	0.64		
		18	20	13.8	3.12	-2.5	20	0.73	0.82	+0.1	
	Low	Claude	6	58	1.19	0.98		58	0.09	0.23	
			12	59	1.61	1.17		59	0.25	0.42	
			18	60	1.45	1.14	+0.3	60	0.47	0.54	+0.4
DeepSeek		6	59	0.59	0.85		59	0.05	0.17		
		12	59	0.34	0.78		59	0.06	0.17		
		18	59	0.31	0.73	-0.3	59	0.08	0.28	0.0	
Gemini		6	58	0.02	0.13		58	0.10	0.17		
		12	57	0.02	0.13		57	0.11	0.19		
		18	58	0.07	0.26	+0.1	58	0.13	0.18	0.0	
GPT 5.1		6	60	0.97	1.34		59	0.12	0.28		
		12	60	1.23	1.37		60	0.16	0.34		
		18	60	1.12	1.43	+0.2	60	0.22	0.64	+0.1	
GPT OSS		6	53	0.60	1.34		53	0.25	0.23		
		12	51	0.63	1.13		54	0.51	0.31		
		18	55	1.02	1.83	+0.4	55	0.78	0.59	+0.5	
Grok		6	60	0.58	1.08		60	0.03	0.09		
		12	60	0.70	0.98		60	0.08	0.17		
		18	60	0.83	1.26	+0.3	60	0.06	0.15	0.0	
Llama		6	59	1.34	1.55		58	0.05	0.13		
		12	59	1.69	1.50		58	0.10	0.26		
		18	59	1.76	1.49	+0.4	58	0.31	0.40	+0.3	

Note. Table continues on next page.

Stable Personas

Table 12. Descriptive statistics of within-conversation stability by persona, model, and turn (Exp II, continued).

Persona	Model	Turn	Self-Report				Observer			
			<i>N</i>	<i>M</i>	<i>SD</i>	Δ	<i>N</i>	<i>M</i>	<i>SD</i>	Δ
Moderate	Claude	6	60	16.3	2.79		59	14.5	5.79	
		12	60	16.3	3.14		60	14.2	4.82	
		18	60	16.3	3.13	0.0	58	13.8	4.72	-0.7
	DeepSeek	6	58	14.8	4.18		58	10.3	3.11	
		12	56	14.9	4.59		56	8.98	3.50	
		18	58	14.7	3.94	-0.1	57	8.00	3.13	-2.3
	Gemini	6	58	17.8	7.50		57	14.8	4.20	
		12	58	20.2	7.75		58	15.7	3.86	
		18	59	19.4	8.15	+1.6	59	15.1	3.81	+0.3
	GPT 5.1	6	60	15.6	2.66		60	13.4	2.50	
		12	60	14.8	2.88		58	9.78	3.49	
		18	60	14.9	2.53	-0.7	59	8.69	3.94	-4.7
	GPT OSS	6	58	19.3	4.93		59	14.0	2.74	
		12	59	18.7	4.15		58	10.9	2.29	
		18	60	18.8	4.94	-0.5	60	10.8	1.93	-3.2
	Grok	6	56	17.6	4.15		58	12.7	3.61	
		12	57	18.2	4.26		58	10.9	3.60	
		18	58	17.0	3.50	-0.6	58	9.84	4.00	-2.9
Llama	6	60	16.6	0.83		60	12.8	2.95		
	12	59	16.4	0.55		58	11.1	2.68		
	18	60	16.4	0.52	-0.2	60	9.19	2.78	-3.6	
High	Claude	6	60	27.6	1.72		60	20.3	1.44	
		12	59	28.5	1.78		57	19.9	1.96	
		18	60	28.6	1.54	+1.0	60	18.7	2.07	-1.6
	DeepSeek	6	59	31.6	3.31		58	15.0	2.07	
		12	59	31.4	3.08		58	13.9	2.80	
		18	59	31.2	3.70	-0.4	59	11.9	2.81	-3.1
	Gemini	6	55	29.4	1.25		56	19.7	1.80	
		12	55	29.6	1.63		56	19.4	2.01	
		18	58	29.8	1.67	+0.4	57	18.4	2.80	-1.3
	GPT 5.1	6	58	25.7	1.99		58	17.5	1.97	
		12	59	26.2	2.15		59	13.5	2.38	
		18	59	25.9	1.96	+0.2	59	12.0	2.73	-5.5
	GPT OSS	6	58	27.4	2.42		57	17.1	1.35	
		12	58	27.7	2.65		58	13.7	2.25	
		18	58	27.9	2.63	+0.5	58	12.7	2.02	-4.4
	Grok	6	55	30.3	1.46		56	15.9	1.47	
		12	56	29.8	1.37		56	12.9	2.65	
		18	56	29.8	1.53	-0.5	56	12.4	2.85	-3.5
Llama	6	60	25.6	1.34		60	16.6	1.92		
	12	59	25.3	1.73		59	14.3	1.95		
	18	60	25.5	1.64	-0.1	60	11.8	2.47	-4.8	

Note. Mean (*M*), Standard deviation (*SD*), Δ = Mean change from turn 6 to 18.

A.6.2. STABILITY BY PERSONA AND PROMPT DESIGN

Table 13. Descriptive statistics of within-conversation stability by persona, prompt design, and turn (Exp II).

Persona	Prompt	Turn	Self-Report				Observer			
			<i>N</i>	<i>M</i>	<i>SD</i>	Δ	<i>N</i>	<i>M</i>	<i>SD</i>	Δ
Default	–	6	121	14.9	3.92		133	1.38	1.21	
		12	122	15.2	3.94		133	1.52	1.83	
		18	134	15.3	4.48	+0.4	134	1.79	2.09	+0.4
Low	Scale	6	137	0.51	1.04		137	0.11	0.22	
		12	135	0.56	0.96		137	0.15	0.29	
		18	137	0.72	1.40	+0.2	137	0.19	0.42	+0.1
	Text	6	138	1.42	1.40		137	0.09	0.19	
		12	135	1.56	1.44		136	0.18	0.31	
		18	138	1.53	1.46	+0.1	138	0.37	0.57	+0.3
	Paraphrased	6	132	0.33	0.70		131	0.08	0.20	
		12	135	0.58	0.98		134	0.20	0.34	
		18	136	0.57	0.99	+0.2	135	0.30	0.47	+0.2
Moderate	Scale	6	139	12.5	3.20		139	9.10	2.35	
		12	137	12.6	3.02		136	8.41	2.91	
		18	140	12.5	3.13	0.0	138	7.81	3.29	–1.3
	Text	6	134	18.6	2.84		135	14.8	2.97	
		12	136	18.9	3.75		135	12.8	3.89	
		18	137	18.7	3.51	+0.1	135	12.1	3.86	–2.7
	Paraphrased	6	137	19.5	3.54		137	15.8	2.42	
		12	136	19.7	3.67		135	13.9	3.47	
		18	138	19.2	3.88	–0.3	138	12.5	4.14	–3.3
High	Scale	6	134	29.9	2.38		133	17.3	2.41	
		12	133	29.8	2.41		134	15.7	3.67	
		18	136	29.6	2.62	–0.3	136	14.6	4.09	–2.7
	Text	6	138	26.9	2.76		137	17.3	2.47	
		12	138	27.2	2.89		137	14.9	3.54	
		18	139	27.5	2.95	+0.6	139	13.3	3.65	–4.0
	Paraphrased	6	133	27.8	2.79		135	17.8	2.57	
		12	134	28.1	2.76		132	15.4	3.46	
		18	135	28.1	2.85	+0.3	134	14.1	3.76	–3.7

Note. Mean (*M*), Standard deviation (*SD*), Δ = Mean change from turn 6 to 18.

A.7. Inter-Rater Reliability Details

Table 14. Mean observer ratings by evaluator LLM and persona group.

Evaluator	Persona	Exp I		Exp II	
		<i>M</i>	<i>SD</i>	<i>M</i>	<i>SD</i>
Claude Sonnet 4.5	Default	5.17	3.67	3.54	2.91
	High	22.3	2.40	19.0	3.60
	Moderate	17.9	4.00	15.0	4.58
	Low	0.51	2.26	0.51	0.92
Gemini 3 Pro	Default	0.54	1.51	0.89	2.22
	High	21.4	3.24	17.8	4.08
	Moderate	16.9	4.17	13.9	5.06
	Low	0.30	2.06	0.03	0.31
GPT 5.1	Default	0.86	1.27	0.26	0.79
	High	16.2	3.19	10.0	4.27
	Moderate	12.0	3.89	6.80	4.08
	Low	0.26	1.42	0.02	0.18