

BAYESIAN MATRIX COMPLETION UNDER GEOMETRIC CONSTRAINTS

Rohit Varma Santosh Nannuru

Signal Processing and Communication Research Center, IIIT Hyderabad

ABSTRACT

The completion of a Euclidean distance matrix (EDM) from sparse and noisy observations is a fundamental challenge in signal processing, with applications in sensor network localization, acoustic room reconstruction, molecular conformation, and manifold learning. Traditional approaches, such as rank-constrained optimization and semidefinite programming, enforce geometric constraints but often struggle under sparse or noisy conditions. This paper introduces a hierarchical Bayesian framework that places structured priors directly on the latent point set generating the EDM, naturally embedding geometric constraints. By incorporating a hierarchical prior on latent point set, the model enables automatic regularization and robust noise handling. Posterior inference is performed using a Metropolis-Hastings within Gibbs sampler to handle coupled latent point posterior. Experiments on synthetic data demonstrate improved reconstruction accuracy compared to deterministic baselines in sparse regimes.

Index Terms— Euclidean Distance Matrix, Matrix Completion, Bayesian Inference, Distance Geometry, MCMC Methods

1. INTRODUCTION

Matrix completion, the task of inferring missing entries in a partially observed matrix, is a foundational problem in signal processing and machine learning, with applications spanning collaborative filtering, image inpainting, and sensor data reconstruction [1]. A particularly challenging subclass involves matrices governed by geometric constraints, such as Euclidean distance matrices (EDMs), which encode squared pairwise distances between points in a low-dimensional space [2]. EDMs arise naturally in signal processing contexts, including sensor network localization (SNL), where noisy distance measurements from anchors enable position estimation [3], and acoustic signal analysis, such as reconstructing room shapes from echo delays [4]. In molecular biology and crystallography, EDMs facilitate 3D structure determination from inter-atomic distances [5]. These measurements are frequently noisy and incomplete, motivating the need for robust denoising and completion methods [6].

In general, imputing the missing entries of an arbitrary matrix is a highly ill-posed problem. Without additional structure, there may be infinitely many completions consistent with the observed values. To make the problem tractable, one typically models the problem with structural assumptions such as low-rank, positive semidefiniteness, or geometric constraints to reduce the solution space. Low-rank matrix completion methods achieve this by factorizing the target matrix into latent matrices [7, 8]. In probabilistic settings, priors are imposed on these factors [9, 10] or, alternatively, directly on rows and columns to promote low-rank structure [11, 12, 13].

In the case of EDMs, the problem becomes better posed because they obey well-defined properties: their rank is at most $d +$

2 for points embedded in \mathbb{R}^d , and although EDMs themselves are not positive semidefinite (PSD), their double-centered form yields a Gram matrix that is PSD. These constraints significantly narrow the space of admissible completions and make robust recovery possible [14, 15, 16, 17, 18, 19].

Although some traditional methods enforce geometric constraints through objective functions [20], they often struggle with sparse and noisy data due to inflexible, manual regularization. Furthermore, by producing only a single estimate of the point set, they fail to quantify the uncertainty [18] in the recovered distances, a critical need in many scientific and signal processing applications [21, 22]. Our work addresses these gaps by adopting a fully probabilistic inference framework.

We propose a method that mimics the EDM generation process from a point set, ensuring geometric validity. We place hierarchical priors on the point set which is nonlinearly related to the EDM. The specific contributions of this paper are as follows,

- A Bayesian formulation of EDM completion that incorporates Euclidean geometric constraints, establishing a probabilistic link to nuclear norm minimization for EDMs.
- A hierarchical model with Normal-Wishart prior and a tailored Metropolis-Hastings within Gibbs sampler, enabling robust inference with adaptive regularization and uncertainty quantification.

2. PROBLEM FORMULATION

A matrix $\mathcal{D} \in \mathbb{R}^{n \times n}$ is formally defined as a Euclidean Distance Matrix if there exists a set of n points, represented by the rows of a matrix $P \in \mathbb{R}^{n \times d}$, such that the entries of \mathcal{D} are the squared Euclidean distances between these points,

$$\mathcal{D}_{ij} = \|P_i - P_j\|^2 = \mathcal{D}_{ji}, \quad (1)$$

where P_i and P_j are the i -th and j -th rows of P , respectively, and d is the embedding dimension. The Gram matrix is defined as $G \in \mathbb{R}^{n \times n}$ where $G = PP^T$. The distance matrix and the Gram matrix are related [14] as,

$$\mathcal{D}_{ij} = \|P_i - P_j\|^2 = G_{ii} - 2G_{ij} + G_{jj}, \quad (2)$$

$$\text{i.e., } \mathcal{D} = f(G) = \text{diag}(G)\mathbf{1}^T - 2G + \mathbf{1}\text{diag}(G)^T, \quad (3)$$

where $\text{diag}(G)$ is a column vector containing the diagonal elements of G and $\mathbf{1}$ is a vector of ones. This equation forms the bridge between the latent point configuration P and the observable distance matrix \mathcal{D} . The linear mapping f from the cone of Gram matrices to Euclidean distance matrices defined by Eq. (3) is surjective but not injective, as the distance matrix is invariant to translations of the latent points (which alter G) [23]. Finally, it is easily verified that the ranks of the matrices G and \mathcal{D} are at most d and $d + 2$, respectively.

Our observation model assumes that only a subset of distances are seen, corrupted by additive white Gaussian noise. Let $\Omega \in \{0, 1\}^{n \times n}$ be a binary mask indicating the observed entries. The observed distance D_{ij} is modeled as,

$$D_{ij} = \mathcal{D}_{ij} + \epsilon_{ij}, \quad \forall (i, j) \in \Omega, \quad (4)$$

where $\epsilon_{ij} \sim \mathcal{N}(0, \sigma^2)$ and σ^2 is the noise variance. Thus, the likelihood of observing the distance matrix D given the latent points P is,

$$p(D|P, \sigma^2, \Omega) = \prod_{i < j} \mathcal{N}(D_{ij} | \|P_i - P_j\|^2, \sigma^2)^{\Omega_{ij}}. \quad (5)$$

The objective is to estimate a symmetric matrix \hat{D} that satisfies the geometric constraints of a valid EDM given the set of incomplete and noisy observations $\{D_{ij}\}_{(i,j) \in \Omega}$.

3. BACKGROUND

3.1. Nuclear norm minimization

Low-rank matrix completion can be posed as a rank minimization problem. However, this formulation is known to be NP-hard [24]. A common approach is to replace the rank function with its convex surrogate, the nuclear norm, which yields a tractable convex optimization problem that recovers the minimum-rank solution [25]. For the specific case of EDM, [16, 23] reformulate the problem via this convex relation as a nuclear norm minimization of the Gram matrix, which is shown to be equivalent [15] to,

$$\arg \min_P \text{Trace}(PP^T) + \frac{\lambda}{2} \sum_{i < j} \Omega_{ij} (D_{ij} - \|P_i - P_j\|^2)^2. \quad (6)$$

This factorized formulation provides a tractable approach to low-rank EDM completion and has been shown to succeed under sparse sampling assumptions. However, it requires manual selection of regularization parameter λ .

3.2. Probabilistic framework

Probabilistic factorization approaches model matrix completion as estimation of their low rank latent matrices. The foundational model is probabilistic matrix factorization (PMF) [9], which models a partially observed matrix $R^{n \times m}$ using low-dimensional latent factors $U^{d \times n}$ and $V^{d \times m}$ having Gaussian priors. The ij -th matrix entry R_{ij} is modeled as,

$$p(R_{ij}|U_i, V_j, \sigma^2) = \mathcal{N}(R_{ij}|U_i^T V_j, \sigma^2), \quad (7)$$

$$p(U_i|\sigma_u^2) = \prod_{i=1}^n \mathcal{N}(U_i|0, \sigma_u^2), \quad p(V_i|\sigma_v^2) = \prod_{i=1}^m \mathcal{N}(V_i|0, \sigma_v^2).$$

The latent factors are estimated by finding the maximum a posteriori (MAP) estimate from the log posterior. This method is highly hyperparameter dependent and overfitting can be a severe issue in sparse settings.

The work in [10] extends PMF to a fully Bayesian setting. The Bayesian PMF (BPMF) assumes slightly different Gaussian priors on the latent factors,

$$U_i \sim \mathcal{N}(\mu_U, \Lambda_U^{-1}), \quad V_j \sim \mathcal{N}(\mu_V, \Lambda_V^{-1}), \quad (8)$$

and additionally models the hyperparameters (μ_U, Λ_U) and (μ_V, Λ_V) with conjugate Gaussian–Wishart distribution. This yields tractable Gibbs updates for all latent variables, allowing efficient posterior sampling without manual regularization.

In the specific case of EDM completion, [26] proposed a Bayesian low-rank factorization method, where the EDM is expressed as the product of two latent matrices A and B , placed with hierarchical priors. However, this formulation does not explicitly capture the geometric constraints inherent to EDMs.

A geometrically faithful model for EDM completion encounters a significant challenge: the likelihood in (5) depends on squared Euclidean distances (2) which is quadratic in P . In contrast, the likelihood (7) in PMF [9] model is bilinear in the latent factors U and V yielding Gaussian conditional distributions. The geometric constraint along with the coupling between latent points complicates the posterior geometry, preventing direct extension of BPMF.

4. BAYESIAN FRAMEWORK FOR EDM

We formulate the EDM completion and denoising problem within a Bayesian framework. To do this, we place priors on the latent points P_i . The posterior for the EDM is obtained by combining the prior and the likelihood (5) using the Bayes rule. Inspired by the probabilistic modeling in [9] and [10], we propose two prior structures: (a) Gaussian prior and (b) hierarchical Gaussian prior with conjugate Normal–Wishart hyperprior. The priors help in regularizing the model and enable robust inference. Maximum a posteriori (MAP) inference is performed when using Gaussian prior and Markov chain Monte Carlo (MCMC) [27] inference when using hierarchical prior.

4.1. Inference with Gaussian prior

We place an independent zero-mean Gaussian prior on each point P_i ,

$$p(P|\sigma_p^2) = \prod_{i=1}^n \mathcal{N}(P_i | \mathbf{0}, \sigma_p^2 I_d) \quad (9)$$

where σ_p^2 is the variance and $\mathbf{0}$ is the vector of all zeros. We seek a point estimate for P by maximizing the posterior probability (MAP). This is equivalent to minimizing the negative log-posterior,

$$P^* = \arg \max_P \log p(D|P, \sigma^2, \Omega) + \log p(P|\sigma_p^2) \quad (10)$$

$$= \arg \min_P \frac{\lambda}{2} \sum_{i < j} \Omega_{ij} (D_{ij} - \|P_i - P_j\|^2)^2 + \|P\|_F^2. \quad (11)$$

This MAP formulation is equivalent to the formulation in (6) where $\lambda = 2\sigma_p^2/\sigma^2$. Thus, for the matrix completion problem, nuclear norm minimization approach is equivalent to the MAP estimate assuming Gaussian prior on the latent points. This objective function can be solved using the augmented Lagrangian [15].

While this MAP framework provides a useful point estimate and establishes a clear link to regularized optimization, it has two main limitations: (1) it does not quantify the uncertainty of the missing entries, and (2) it relies on fixed prior variance (11) which acts as a rigid regularization parameter and needs to be carefully tuned [10].

A full Bayesian treatment using MCMC could be applied to this Gaussian model to address the first limitation. However, to overcome the second and more critical limitation, we opt for a more sophisticated hierarchical prior model.

4.2. Inference with hierarchical Gaussian prior

The hierarchical prior enables the model to learn the level of regularization from the data, since the associated hyperparameters are integrated out in Bayesian inference.

4.2.1. Hierarchical Prior

We introduce a flexible prior on the latent points P by assuming they are drawn from a Gaussian distribution with an unknown mean u_p and an unknown precision matrix Δ_p . To complete the hierarchy, we place a conjugate Normal-Wishart hyperprior on the mean and precision matrix,

$$p(P|u_p, \Delta_p) = \prod_{i=1}^n \mathcal{N}(P_i|u_p, \Delta_p^{-1}), \quad (12)$$

$$p(u_p, \Delta_p) = \mathcal{N}(u_p|u_0, (\beta_0 \Delta_p)^{-1}) \mathcal{W}(\Delta_p|W_0, \nu_0), \quad (13)$$

where $\Theta_0 = \{u_0, \beta_0, W_0, \nu_0\}$ are fixed hyperparameters of the model. This prior structure is analogous to the one used in [10].

4.2.2. Posterior Inference

Due to the non-linear relationship between the latent points P and the observed distances D , the joint posterior distribution over model parameters $\{P, u_p, \Delta, \sigma^2\}$ is analytically intractable. Variational methods approximate the posterior using factors of simple distributions, which could potentially give inaccurate results. To perform inference, we therefore turn to Markov chain Monte Carlo (MCMC), which is asymptotically exact [27]. We use Gibbs sampling to efficiently draw samples from the conditional posteriors of the hyperparameters, a step made possible by our choice of conjugate priors. However, the conditional posterior for the latent points P is non-standard and cannot be sampled directly. Therefore, we use Metropolis-Hastings (MH) for sampling P .

Hyperparameter Sampling: Given the current state of the latent points $P^{(t)}$, we can sample the hyperparameters (u_p, Δ_p) exactly due to the conjugacy of the Normal-Wishart hyperprior, meaning the conditional posterior for the hyperparameters also takes the form of a Normal-Wishart distribution.

To derive the parameters of this posterior, we combine the likelihood of the points (12) with the Normal-Wishart prior (13). After simplification, the resulting posterior parameters $\Theta_p = (\beta^*, u^*, \nu^*, W^*)$ can be expressed as updates based on the empirical statistics of $P^{(t)}$. We can then sample directly from this updated distribution.

$$p(u_p, \Delta_p|P) = \mathcal{N}(u_p|u^*, (\beta^* \Delta_p)^{-1}) \mathcal{W}(\Delta_p|W^*, \nu^*), \quad (14)$$

$$\bar{P} = \frac{1}{n} \sum_{i=1}^n P_i, \quad \bar{S} = \sum_{i=1}^n (P_i - \bar{P})(P_i - \bar{P})^\top \quad (15)$$

$$\beta^* = \beta_0 + n \quad u^* = \frac{\beta_0 u_0 + n \bar{P}}{\beta_0 + n} \quad \nu^* = \nu_0 + n$$

$$(W^*)^{-1} = W_0^{-1} + S + \frac{\beta_0 n}{\beta_0 + n} (\bar{P} - u_0)(\bar{P} - u_0)^\top \quad (16)$$

Latent Point Sampling: The conditional posterior for each latent point P_i can be written as follows

$$p(P_i | P_{-i}, \mathcal{D}, \Theta_p, \sigma^2) \propto \exp\left(-\frac{1}{2}(P_i - u_p)^\top \Delta_p (P_i - u_p) - \frac{1}{2\sigma^2} \sum_{(i,j) \in \Omega} r_{ij}^2\right) \quad (17)$$

where the residual is $r_{ij} = D_{ij} - \|P_i - P_j\|^2$ and $P_{-i} = \{P_j | j \in \{1, \dots, n\}, j \neq i\}$. This distribution is non-Gaussian due to

Algorithm 1: MCMC Sampling Iteration

Input: Current state $\{P^{(t)}, u_p^{(t)}, \Delta_p^{(t)}, \alpha^{(t)}\}$
Output: Next state $\{P^{(t+1)}, u_p^{(t+1)}, \Delta_p^{(t+1)}, \alpha^{(t+1)}\}$

Hyperparameter Update (Gibbs):

Compute $\bar{P}^{(t)}$ and $\bar{S}^{(t)}$ using (15).

Update $\Theta_p = (\beta^*, u^*, \nu^*, W^*)$ using (16).

Sample $\Delta_p^{(t+1)} \sim \mathcal{W}(W^*, \nu^*)$.

Sample $u_p^{(t+1)} | \Delta_p^{(t+1)} \sim \mathcal{N}(u^*, (\beta^* \Delta_p^{(t+1)})^{-1})$.

Latent points update (Metropolis–Hastings):

for $i = 1, \dots, n$ **do**

Propose $P_i^* \sim \mathcal{N}(P_i^{(t)}, \tau^2 I_d)$, where τ is the proposal std dev.

With probability ρ , set $P_i^{(t+1)} \leftarrow P_i^*$; else
 $P_i^{(t+1)} \leftarrow P_i^{(t)}$.

EDM estimate:

$$\hat{D}_{ij} = \|P_i^{(t+1)} - P_j^{(t+1)}\|^2 \quad \forall i, j \quad (18)$$

Precision update (Gibbs):

Update a^*, b^* .

Sample $\alpha^{(t+1)} \sim \text{Gamma}(a^*, b^*)$

the term $\|P_i - P_j\|^2$. We therefore use a Metropolis-Hastings step to sample each P_i . For each point, we propose a new position and accept it based on an acceptance probability that depends on the likelihood and the prior. The acceptance probability ρ is,

$$\rho = \min\left(1, \frac{p(P_i^* | P_{-i}, \mathcal{D}, \Theta_p, \sigma^2)}{p(P_i^{(t)} | P_{-i}, \mathcal{D}, \Theta_p, \sigma^2)}\right). \quad (19)$$

where P_i^* is the proposal at step t .

Precision update: Let $\alpha = \sigma^{-2}$ denote the noise precision. The model learns the precision to adapt to different noisy setups and is not bound by the fixed assumption about noise level. The conditional posterior combines the likelihood with a Gamma prior $\text{Gamma}(a_0, b_0)$:

$$p(\alpha | D_\Omega, P) \propto p(D_\Omega | P, \alpha) p(\alpha) \propto \alpha^{a_0 + \frac{|\Omega|}{2} - 1} \exp\left(-\alpha \left[b_0 + \frac{1}{2} \sum_{(i,j) \in \Omega} r_{ij}^2\right]\right). \quad (20)$$

$$\alpha \sim \text{Gamma}(a^*, b^*),$$

$$a^* = a_0 + \frac{|\Omega|}{2}, \quad b^* = b_0 + \frac{1}{2} \sum_{(i,j) \in \Omega} r_{ij}^2. \quad (21)$$

This hybrid sampling scheme in Algorithm 1 allows us to efficiently explore the posterior distribution, providing not only estimates for the missing entries but also a full quantification of their uncertainty.

5. SIMULATION RESULTS

We evaluate the proposed Bayesian matrix completion under geometric constraints (BMC-GC) algorithm using simulations. The source code [28] for our algorithm is publicly available. For comparison, we have used the open-source implementations of the baseline methods [15, 14]. For each experiment, we generate a ground-truth point set $P \in \mathbb{R}^{n \times d}$ by drawing n points from a d -dimensional standard normal distribution. We simulate points in 3-dimensional space, setting the embedding dimension to $d = 3$.

entries of the true EDM are $D_{ij} = \|P_i - P_j\|^2$. To simulate partial observations, we generate a symmetric binary mask (uniformly

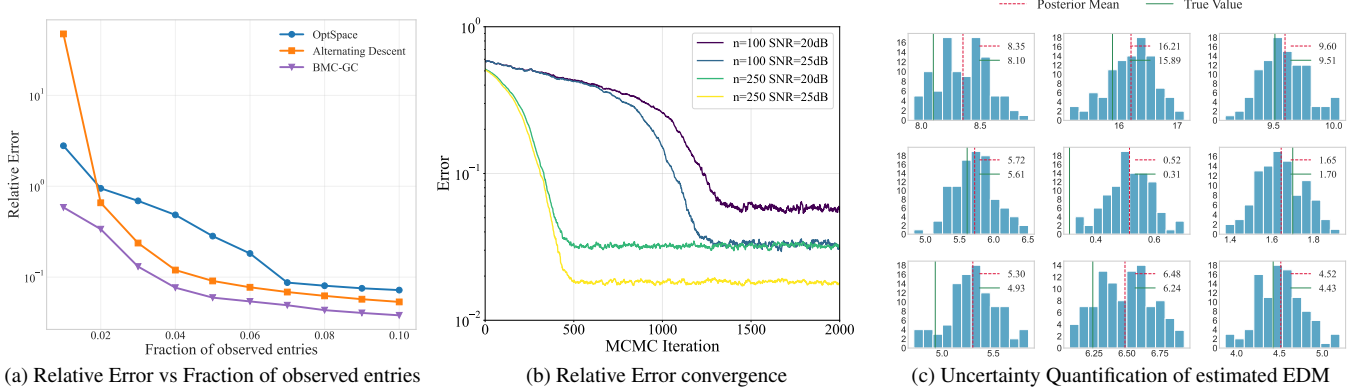


Fig. 1: Performance evaluation of BMC-GC on EDM denoising and completion. (a) Error vs fraction of observed entries under noisy conditions ($n = 500$, SNR = 20 dB). (b) Convergence of the proposed sampler, showing relative reconstruction error over MCMC iterations with fraction of observed entries 0.2. (c) Posterior distribution of 9 randomly selected missing entries of the EDM. Each subplot displays the posterior distribution of samples for a distinct unobserved pair (i, j) , along with the True Value (red) and Posterior Mean (blue). Results shown for $n = 100$, fraction of observed entries = 0.5, and SNR = 20 dB.

random) M indicating observed entries. For experiments involving noise, we add independent zero-mean Gaussian noise to the observed entries of \mathcal{D} . If N is the noise matrix, the signal-to-noise ratio is defined as $\text{SNR} = 10 \log_{10} \frac{\|\mathcal{D} \odot M\|_F^2}{\|N \odot M\|_F^2}$, where the Hadamard product \odot denotes element-wise multiplication.

The results are obtained using the proposed Metropolis-within-Gibbs sampler over 20 independent trials. Each trial generates a randomized \mathcal{D} , M , and N . For each trial, we run the MCMC chain for a total of 1500 iterations, we choose a conservative burn-in [27] of 1200 to ensure convergence across a range of simulation parameters, specifically for smaller n and sparse observations. The final EDM estimate $\hat{\mathcal{D}}$ is the average of 30 posterior samples (18), collected by thinning the chain every 10 iterations after burn-in. The performance of the algorithm is quantified by the relative reconstruction error measured as,

$$E = \frac{\|\hat{\mathcal{D}} - \mathcal{D}\|_F}{\|\mathcal{D}\|_F}. \quad (22)$$

We compare the proposed method with the following methods from literature: OptSpace [19], Alternating descent [20], and augmented Lagrangian [15]. The hyperparameters used for the experiments are $\tau = 0.05$, $a_0 = 10^{-6}$, $b_0 = 10^{-6}$, $\beta_0 = 2$, $\nu_0 = d + 2$, $u_0 = \mathbf{0}^{d \times 1}$, $W_0 = I^{d \times d}$.

5.1. Results

Figure 1a demonstrates performance of BMC-GC for varying sparsity under noisy conditions. It outperforms deterministic baselines of OptSpace [19] and alternating descent [20]. This highlights the benefit of adaptive regularization which is enabled by hierarchical priors on both the latent points P and the noise precision α . Figure 1b shows convergence of error with MCMC iterations. Convergence happens earlier in the presence of larger number of available entries (large n) but the error at convergence depends on the SNR. Figure 1c plots histograms of the posterior samples obtained after the burn-in period. The true EDM values are indicated highlighting BMC-GC’s ability to quantify reconstruction uncertainty. In the noiseless case (Figure 2), BMC-GC demonstrates superior performance in situations with high sparsity, which is particularly evident for the 250 point configuration. However, as the number of observed

entries increases (Figure 3), deterministic methods become more effective.

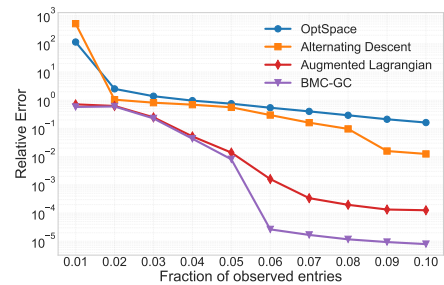


Fig. 2: Reconstruction Error in noiseless setup with $n = 250$

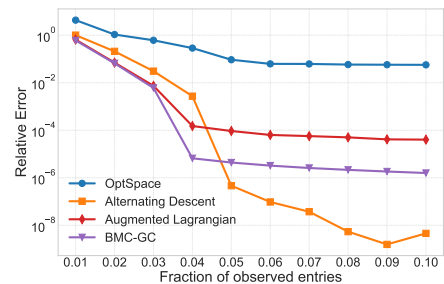


Fig. 3: Reconstruction Error in noiseless setup with $n = 500$

6. CONCLUSION

In this paper, we presented a hierarchical Bayesian framework to complete Euclidean distance matrices with sparse and noisy observations. We placed a hierarchical prior on the latent points generating the EDM and performed posterior inference using a Gibbs sampler. The Gibbs sampler, in turn, utilized the Metropolis-Hastings algorithm to sample from the conditional distribution of the latent points. Our approach ensures geometric validity and provides a full posterior distribution of the completed matrix. Simulation results demonstrate the effectiveness of the algorithm at high missing rates.

7. REFERENCES

- [1] Abdo Y Alfakih, Amir Khandani, and Henry Wolkowicz, “Solving Euclidean distance matrix completion problems via semidefinite programming,” *Computational optimization and applications*, vol. 12, no. 1, pp. 13–30, 1999.
- [2] Haw-ren Fang and Dianne P O’Leary, “Euclidean distance matrix completion problems,” *Optimization Methods and Software*, vol. 27, no. 4-5, pp. 695–717, 2012.
- [3] Thu L. N. Nguyen and Yoan Shin, “Matrix Completion Optimization for Localization in Wireless Sensor Networks for Intelligent IoT,” *Sensors*, vol. 16, no. 5, 2016.
- [4] Ivan Dokmanić, Reza Parhizkar, Andreas Walther, Yue M Lu, and Martin Vetterli, “Acoustic echoes reveal room shape,” *Proceedings of the National Academy of Sciences*, vol. 110, no. 30, pp. 12186–12191, 2013.
- [5] Timothy F Havel and Kurt Wüthrich, “An evaluation of the combined use of nuclear magnetic resonance and distance geometry for the determination of protein conformations in solution,” *Journal of molecular biology*, vol. 182, no. 2, pp. 281–294, 1985.
- [6] Sai Sumanth Natva and Santosh Nannuru, “Denoising and completion of Euclidean distance matrix from multiple observations,” in *2024 National Conference on Communications (NCC)*. IEEE, 2024, pp. 1–6.
- [7] Prateek Jain, Praneeth Netrapalli, and Sujay Sanghavi, “Low-rank matrix completion using alternating minimization,” in *Proceedings of the forty-fifth annual ACM symposium on Theory of computing*, 2013, pp. 665–674.
- [8] Jian-Feng Cai, Emmanuel J Candès, and Zuowei Shen, “A singular value thresholding algorithm for matrix completion,” *SIAM Journal on optimization*, vol. 20, no. 4, pp. 1956–1982, 2010.
- [9] Ruslan Salakhutdinov and Andriy Mnih, “Probabilistic Matrix Factorization,” in *Proceedings of the 21st International Conference on Neural Information Processing Systems*, Red Hook, NY, USA, 2007, NIPS’07, p. 1257–1264, Curran Associates Inc.
- [10] Ruslan Salakhutdinov and Andriy Mnih, “Bayesian probabilistic matrix factorization using Markov chain Monte Carlo,” in *Proceedings of the 25th International Conference on Machine Learning*, New York, NY, USA, 2008, ICML ’08, p. 880–887, Association for Computing Machinery.
- [11] Linxiao Yang, Jun Fang, Huiping Duan, Hongbin Li, and Bing Zeng, “Fast low-rank bayesian matrix completion with hierarchical gaussian prior models,” *IEEE Transactions on Signal Processing*, vol. 66, no. 11, pp. 2804–2817, 2018.
- [12] Pierre Alquier, Vincent Cottet, Nicolas Chopin, and Judith Rousseau, “Bayesian matrix completion: prior specification,” *arXiv preprint arXiv:1406.1440*, 2014.
- [13] John Paisley and Lawrence Carin, “A nonparametric bayesian model for kernel matrix completion,” in *2010 IEEE International Conference on Acoustics, Speech and Signal Processing*. IEEE, 2010, pp. 2090–2093.
- [14] Ivan Dokmanic, Reza Parhizkar, Juri Ranieri, and Martin Vetterli, “Euclidean Distance Matrices: A Short Walk Through Theory, Algorithms and Applications,” *CoRR*, vol. abs/1502.07541, 2015.
- [15] Abiy Tasissa and Rongjie Lai, “Exact Reconstruction of Euclidean Distance Geometry Problem Using Low-Rank Matrix Completion,” *IEEE Transactions on Information Theory*, vol. 65, no. 5, pp. 3124–3144, 2019.
- [16] Rongjie Lai and Jia Li, “Solving partial differential equations on manifolds from incomplete interpoint distance,” *SIAM Journal on Scientific Computing*, vol. 39, no. 5, pp. A2231–A2256, 2017.
- [17] Michael W Trosset, “Applications of multidimensional scaling to molecular conformation,” *Computing Science and Statistics*, pp. 148–152, 1998.
- [18] Man-Suk Oh and Adrian E Raftery, “Bayesian multidimensional scaling and choice of dimension,” *Journal of the American Statistical Association*, vol. 96, no. 455, pp. 1031–1044, 2001.
- [19] Raghunandan H Keshavan, Andrea Montanari, and Sewoong Oh, “Matrix completion from a few entries,” *IEEE transactions on information theory*, vol. 56, no. 6, pp. 2980–2998, 2010.
- [20] Reza Parhizkar, *Euclidean Distance Matrices-Properties, Algorithms and Applications.*, Ph.D. thesis, EPFL, Switzerland, 2013.
- [21] Haojie Lian, Xinhao Li, Yilin Qu, Jing Du, Zhuxuan Meng, Jie Liu, and Leilei Chen, “Bayesian uncertainty analysis for underwater 3d reconstruction with neural radiance fields,” *Applied Mathematical Modelling*, vol. 138, pp. 115806, 2025.
- [22] Lennard Rempelberg and Michael T Schaub, “A Bayesian Perspective on Uncertainty Quantification for Estimated Graph Signals,” in *ICASSP 2025-2025 IEEE International Conference on Acoustics, Speech and Signal Processing (ICASSP)*. IEEE, 2025, pp. 1–5.
- [23] Luwan Zhang, Grace Wahba, and Ming Yuan, “Distance shrinkage and euclidean embedding via regularized kernel estimation,” *Journal of the Royal Statistical Society Series B: Statistical Methodology*, vol. 78, no. 4, pp. 849–867, 2016.
- [24] Emmanuel Candes and Benjamin Recht, “Exact matrix completion via convex optimization,” *Communications of the ACM*, vol. 55, no. 6, pp. 111–119, 2012.
- [25] Benjamin Recht, Maryam Fazel, and Pablo A Parrilo, “Guaranteed minimum-rank solutions of linear matrix equations via nuclear norm minimization,” *SIAM review*, vol. 52, no. 3, pp. 471–501, 2010.
- [26] Bo Xue, Linghua Zhang, Yang Yu, and Weiping Zhu, “Locating the nodes from incomplete Euclidean distance matrix using Bayesian learning,” *IEEE Access*, vol. 7, pp. 37406–37413, 2019.
- [27] Christian P Robert, George Casella, and George Casella, *Monte Carlo statistical methods*, vol. 2, Springer, 1999.
- [28] Rohit Varma, “GitHub Repository,” <https://github.com/RohitVarmaSixtyFive/BMC-GC>.