

AutoRefine: From Trajectories to Reusable Expertise for Continual LLM Agent Refinement

Libin Qiu^{*1} Zhirong Gao^{*1} Junfu Chen¹ Yuhang Ye¹ Weizhi Huang¹ Xiaobo Xue¹ Wenkai Qiu¹
Shuo Tang¹

Abstract

Large language model agents often fail to accumulate knowledge from experience, treating each task as an independent challenge. Recent methods extract experience as flattened textual knowledge, which cannot capture procedural logic of complex subtasks. They also lack maintenance mechanisms, causing repository degradation as experience accumulates. We introduce AutoRefine, a framework that extracts and maintains dual-form Experience Patterns from agent execution histories. For procedural subtasks, we extract specialized subagents with independent reasoning and memory. For static knowledge, we extract skill patterns as guidelines or code snippets. A continuous maintenance mechanism scores, prunes, and merges patterns to prevent repository degradation. Evaluated on ALFWorld, ScienceWorld, and TravelPlanner, AutoRefine achieves 98.4%, 70.4%, and 27.1% respectively, with 20-73% step reductions. On TravelPlanner, automatic extraction exceeds manually designed systems (27.1% vs 12.1%), demonstrating its ability to capture procedural coordination.

1. Introduction

Autonomous agents based on Large Language Models (LLMs) have demonstrated capabilities in completing tasks across various domains such as web navigation, robotics, and household assistance (Sarukkai et al., 2025; Fu et al., 2024; Chen et al., 2024). However, unlike humans who autonomously build and update their understanding through interaction, current agents often treat each new task as an independent challenge. Each successfully completed task has the potential to enrich the agent’s knowledge, enabling more reliable performance on future similar tasks.

^{*}Equal contribution ¹Alibaba Group. Correspondence to: Yuhang Ye <yeyu.yyh@alibaba-inc.com>.

Recent research has explored enabling agents to learn from experience by extracting knowledge from historical execution traces (Fu et al., 2024; Chen et al., 2024). These methods face two primary challenges.

(1) Flattened textual knowledge is insufficient for procedural logic. Current approaches represent experience as text, which cannot capture the procedural logic of complex subtasks. For example, a subtask like “hotel booking” involves sequential steps, conditional branching, and state tracking—dynamic aspects that static text descriptions struggle to represent.

(2) Lack of experience maintenance mechanism. These methods typically incorporate all accumulated experience directly into the prompt, relying on the LLM to select relevant knowledge. As experience grows, the prompt becomes excessively long, burdening the context window and degrading retrieval quality by failing to filter out obsolete or redundant patterns.

To address these issues, we propose **AutoRefine**, a framework that automatically extracts, maintains, and reuses **Experience Patterns**. To address the first challenge, we introduce **Subagent Pattern** extraction. Instead of using flattened text, the framework identifies subtasks with clear procedural logic (e.g., booking or reservation) and encapsulates them as specialized subagents. These subagents maintain their own memory and state management, enabling them to handle sequential reasoning and error recovery autonomously. For general strategic knowledge that does not require complex logic, we extract **Skill Patterns** as natural language guidelines or code snippets. To address the second challenge, we implement a **continuous maintenance mechanism**. Patterns are scored based on their empirical utility; low-quality entries are pruned and redundant ones are merged. This dual-pattern design with active maintenance ensures that the experience repository remains compact, high-quality, and scalable.

We evaluate AutoRefine on three benchmarks: ALFWorld, ScienceWorld, and TravelPlanner. Experiments demonstrate three key findings. (1) Dual-pattern automatic extraction is effective across diverse tasks: 98.4% on ALF-

World, 70.4% on ScienceWorld, and 27.1% on TravelPlanner, with 20-73% step reductions. On TravelPlanner test set, our method achieves 27.1%, substantially exceeding AutoManual (not reported) and ATLAS (12.1%). (2) Automatic extraction matches manually designed multi-agent systems without manual effort. On TravelPlanner test set, our method (27.1%) more than doubles manually designed ATLAS (12.1%). The advantage is most pronounced on commonsense constraints requiring universal procedural patterns (37.90% vs 15.59%). (3) All three components are necessary. Ablation on TravelPlanner validation set shows removing subagents causes the largest drop (22.3%). Without maintenance, repository size grows 4.5 \times and utilization degrades 8.9 \times . Without batch extraction, performance drops 17.3%.

Our contributions are summarized as follows:

- We propose AutoRefine, a framework that automatically extracts and maintains dual-form Experience Patterns (skills and subagents) with continuous maintenance.
- We introduce automatic subagent extraction that encapsulates procedural subtasks with independent reasoning and state management.
- Experiments demonstrate strong performance across three benchmarks, with automatic extraction exceeding manual design on TravelPlanner (27.1% vs 12.1%).

2. Related Work

2.1. Learning Paradigms for Agent Improvement

Existing approaches to agent improvement can be categorized by their learning paradigm.

Training-Based Methods. Reinforcement learning methods (Bai et al., 2022; Rafailov et al., 2023; Jaech et al., 2024; Guo et al., 2025) optimize agent behavior through reward signals and gradient updates. Fine-tuning approaches optimize model weights on domain-specific data. These methods require substantial computational resources for training and access to large-scale demonstration data or human feedback, limiting their applicability when such resources are unavailable or when deploying agents across diverse domains without retraining.

In-Context Learning with External Data. In-context learning offers an alternative by augmenting prompts with relevant experiences without modifying model weights. However, most in-context methods rely on external sources of experience. Trajectory bootstrapping (Sarukkai et al., 2025) accumulates trajectories from human demonstrations or oracle policies. DSPy (Khatab et al., 2023) optimizes prompts using annotated task examples. Prompt optimiza-

tion methods (Zhou et al., 2022; Yang et al., 2023; Wang et al., b) require collections of successful examples to derive effective instructions. These approaches depend on the availability and quality of external data, limiting their applicability when such data is scarce or expensive to obtain.

In-Context Learning with Self-Generated Experience.

Some methods explore self-generated experience. Generative Agents (Park et al., 2023) maintains episodic memories from agent interactions but focuses on social simulation rather than task completion. CLIN (Majumder et al., 2024) updates memory through causal abstractions from agent trials. RAP (Kagaya et al.) retrieves past experiences from the agent’s own history. MemGPT (Packer et al., 2023) manages memory through selective retention across episodes. These methods accumulate experience from the agent’s own executions, yet they store raw trajectories or episodic memories without distilling reusable procedural knowledge or maintaining experience quality over time. Our approach builds upon self-generated experience by introducing subagent patterns and maintenance mechanisms.

2.2. Knowledge Extraction from Agent Experience

LLM-based agents have demonstrated capabilities in sequential decision-making across web navigation (Yao et al., 2022; Zhou et al.), embodied environments (Shridhar et al., 2020; Zitkovich et al., 2023), and game playing (Wang et al., a; Park et al., 2023; Zhu et al., 2023). These agents employ various reasoning strategies including chain-of-thought prompting (Wei et al., 2022), tool manipulation (Qin et al.; Patil et al., 2024; Schick et al., 2023), and code generation (Liang et al.; Singh et al., 2022). A key challenge is enabling agents to accumulate transferable knowledge across tasks.

Self-Reflection and Feedback. Reflexion (Shinn et al., 2023) reflects on failures and revises plans within a single task. Self-Refine (Madaan et al., 2023) and RCI (Kim et al., 2023) incorporate feedback iteratively to improve predictions. Tree-of-Thoughts (Yao et al., 2023) and related methods (Zhang et al.; Zhou et al., 2024) employ tree search with reflection to explore solution spaces. While effective for single-episode adaptation, these methods do not accumulate cross-task knowledge.

Experience as Textual Knowledge. Several approaches extract reusable knowledge from execution histories. ExpeL (Zhao et al., 2024) derives task-level insights from successful trajectories. AutoGuide (Fu et al., 2024) generates context-aware guidelines through contrastive analysis of success-failure pairs, then retrieves relevant guidelines via semantic similarity at test time. Voyager (Wang et al., a) and AdaPlanner (Sun et al., 2023) store successful programs as skills for future tasks. AutoManual (Chen et al., 2024)

continually updates rules through interactive learning, categorizing environmental knowledge into structured rule types. These methods represent experience as textual descriptions. Such representations struggle to capture procedural logic of complex multi-step subtasks requiring sequential coordination, conditional branching, and state management.

3. Methodology

3.1. Problem Formulation

We formalize the agent learning problem in a domain \mathcal{D} as follows. The agent receives a sequence of tasks $\{t_1, t_2, \dots, t_N\}$ from domain \mathcal{D} , where each task t_i is specified by a natural language description and can be solved via a sequence of actions \mathcal{A} . Upon completing task t_i , the agent receives feedback $f_i \in \{\text{success}, \text{failure}\}$. The agent’s execution produces a trajectory $\tau_i = \langle s_0, a_1, o_1, s_1, \dots, a_T, o_T, s_T \rangle$, where s_t denotes states, a_t denotes actions, and o_t denotes observations.

Pattern Repository. We denote the pattern repository as $\mathcal{P} = \{p_1, p_2, \dots, p_M\}$, where each pattern p_j can take one of two forms:

- **Skill Pattern:** Procedural knowledge expressed as natural language guidelines or executable code snippets that encapsulate successful strategies for handling specific task scenarios.
- **Subagent Pattern:** Specialized agents that encapsulate specific intermediate steps or subtask solutions. Subagents maintain their own memory and reasoning capabilities, enabling them to handle complex procedural steps independently while reducing the cognitive load on the main agent.

Pattern Metadata. Each pattern p_j is associated with metadata $m_j = (d_j, c_j, r_j, u_j, s_j, e_j)$, where d_j is a brief description of the pattern, c_j specifies the applicable context, r_j is the number of times the pattern was retrieved, u_j is the number of times it was actually used, s_j is the number of successful uses, and e_j is the dense embedding vector for similarity-based retrieval.

3.2. Framework Overview

We present an overview of our framework in Figure 1. The framework consists of three stages: (1) Task Execution (§3.3): the agent retrieves relevant patterns via semantic similarity and uses them as contextual guidance during execution; (2) Pattern Extraction (§3.4): after every K tasks, a specialized agent performs contrastive analysis between successful and failed trajectories to extract new patterns; (3) Pattern Maintenance (§3.5): at exponentially spaced intervals, the framework scores, prunes, and merges patterns to

maintain repository quality.

3.3. Task Execution with Patterns

For each incoming task t_i , the agent performs pattern-augmented execution through three coordinated steps: pattern retrieval, pattern integration, and metadata tracking.

Pattern Retrieval. Given task t_i with description d_{task} , we retrieve patterns whose contexts are semantically similar to the task requirements. For comprehensive pattern discovery, we first instruct the LLM to generate multiple retrieval queries $\{q_1, q_2, \dots, q_m\}$ that reformulate d_{task} from different perspectives. We subsequently compute semantic similarity between each query and pattern context using cosine similarity over embedding vectors generated by Qwen3-Embedding-4B (Zhang et al., 2025). The final similarity score for pattern p_j is the maximum across all queries: $\text{sim}(t_i, p_j) = \max_i \text{sim}(q_i, p_j)$. We rank all patterns by their similarity scores and retrieve the top- k patterns above threshold θ :

$$\mathcal{P}_{\text{retrieved}} = \text{TopK}(\{p_j \in \mathcal{P} : \text{sim}(t_i, p_j) \geq \theta\}, k)$$

To prevent retrieving multiple similar patterns, we optionally apply maximal marginal relevance (MMR), which balances relevance and diversity through score.

$$\text{MMR}(p_j) = \lambda \cdot \text{sim}(t_i, p_j) - (1 - \lambda) \cdot \max_{p_k \in \mathcal{P}_{\text{selected}}} \text{sim}(p_j, p_k)$$

Pattern Integration. During execution, the agent incorporates retrieved patterns as contextual guidance. We accommodate two pattern types: skills and subagents. Skill patterns encoded as natural language guidelines are incorporated by augmenting the agent’s system prompt with pattern descriptions and procedural steps. For executable code snippets, we register them as callable tools in the agent’s action space, allowing direct invocation (e.g., `validate_data(input)`). Subagent patterns encapsulate complex multi-step procedures with internal state. We adopt hierarchical delegation: the main agent identifies subtasks matching a subagent’s specialization via semantic similarity, transfers relevant context, and delegates execution. The subagent operates independently with its own memory, returning results upon completion. This decomposition reduces the main agent’s reasoning complexity by abstracting complex procedures into atomic operations. Concrete examples of skill and subagent patterns are provided in Appendix D.

Metadata Tracking. During execution, we maintain pattern metadata $m_j = (d_j, c_j, r_j, u_j, s_j, e_j)$ to track pattern quality and usage statistics. For each pattern $p_j \in \mathcal{P}_{\text{retrieved}}$, we increment retrieval count r_j . Given that not all retrieved patterns are necessarily adopted, we use a dedicated agent

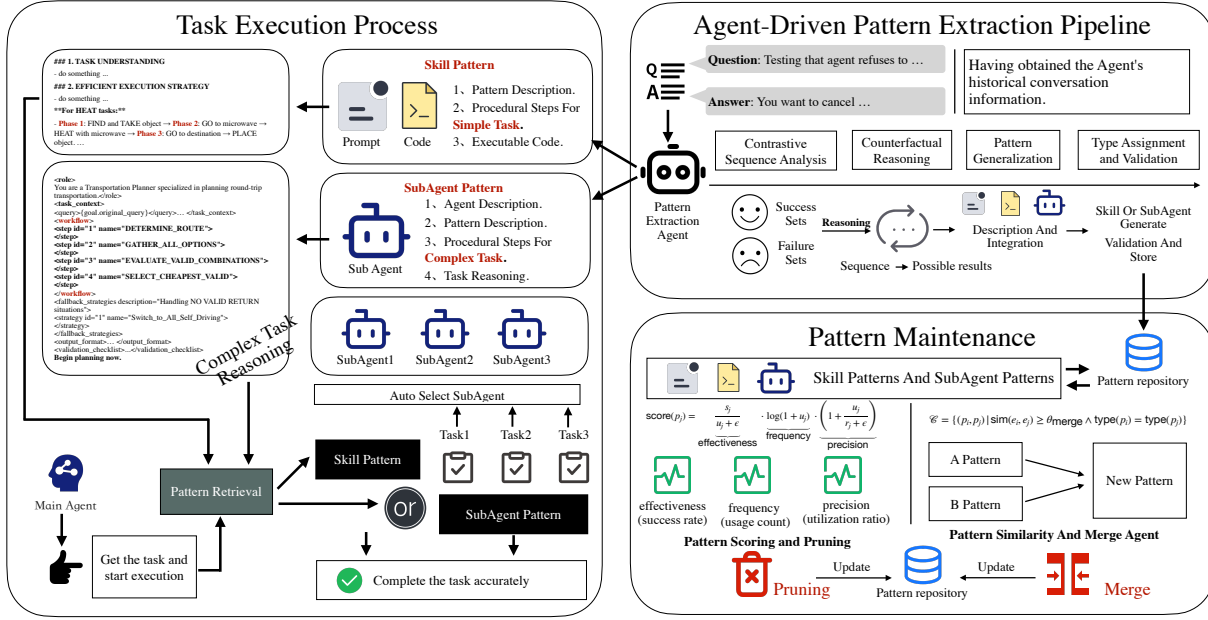


Figure 1. Overview of AutoRefine framework with three stages: task execution, pattern extraction, and pattern maintenance.

to verify actual invocation and increment utilization count u_j accordingly. For tasks resulting in $f_i = \text{success}$, we increment success count s_j . This metadata directly informs subsequent maintenance operations (§3.5), where patterns are scored, pruned, and merged based on their empirical contribution.

3.4. Pattern Extraction from Trajectories

Pattern extraction distills reusable knowledge from execution experience, forming the core learning mechanism of our framework. Inspired by batch updates in reinforcement learning (Barto, 2021), we extract patterns from batches of trajectories rather than individual task executions, which identifies generalizable strategies through cross-trajectory analysis.

Batch Extraction Strategy. We perform extraction every K tasks (default $K = 10$) over the recent trajectory set $\mathcal{H}_{\text{recent}} = \{(\tau_i, f_i) : i > n - K\}$, which contains both successful ($f_i = 1$) and failed ($f_i = 0$) executions. Recurring patterns in successful trajectories indicate generalizable strategies, while their absence in failures offers contrastive evidence. Batch-level extraction mitigates overfitting to task-specific details that would occur in single-task extraction. We consider sparse-reward environments where task outcome $f_i \in \{0, 1\}$ is determined at episode termination, following prior work (Fu et al., 2024; Zhao et al., 2024).

Agent-Driven Extraction Pipeline. Pattern extraction is conducted by a specialized extraction agent $\mathcal{A}_{\text{extract}}$ that au-

tonomously extracts reusable knowledge from trajectory batches. Given the recent trajectories $\mathcal{H}_{\text{recent}}$ partitioned into successes $\mathcal{H}^+ = \{(\tau_i, 1)\}$ and failures $\mathcal{H}^- = \{(\tau_i, 0)\}$, we design prompts that guide the agent to conduct contrastive analysis and pattern abstraction. The agent examines execution trajectories to identify recurring action sequences and decision strategies that differentiate successful outcomes from failures. The agent compares trajectories where executions diverge, contrasting actions that lead to success versus those resulting in failure. Through this contrastive analysis, the agent generates natural language explanations that elucidate the underlying causal principles. These explanations clarify why certain strategies succeed while others fail, forming the foundation of extracted patterns.

Example: Contrastive Pattern Extraction

In a file organization task, the extraction agent observes:

- Success:** "move invoice.pdf to /financial/" → file correctly categorized
- Failure:** "move invoice.pdf to /personal/" → categorization error

The agent generates explanation: "Invoice documents belong to financial records due to their transactional nature. The /personal/ folder is for non-business correspondence, causing categorization failure when used for invoices."

The agent subsequently abstracts these explanations and identified strategies into structured patterns with complete metadata $m_p = (d_p, c_p, 0, 0, 0, e_p)$, where d_p encapsulates a description of the pattern, c_p specifies applicability con-

texts, usage statistics (r_p, u_p, s_p) are initialized to zero, and $e_p = \text{Embed}(c_p)$ is the embedding vector for semantic retrieval. The agent determines pattern type based on complexity: simple procedural guidelines or code snippets become *skill patterns*, while multi-step procedures requiring sustained reasoning become *subagent patterns*. The complete prompt templates that guide the extraction agent through this process are detailed in Appendix E.

3.5. Pattern Maintenance

Without periodic maintenance, the pattern repository \mathcal{P} accumulates outdated and redundant entries, resulting in retrieval inefficiency and degraded pattern quality. Following (Sarukkai et al., 2025), we perform maintenance at exponentially spaced intervals ($n_{\text{threshold}} = 10, 20, 40, 80, \dots$). This schedule balances two objectives: early intervals remove unstable patterns when usage statistics are sparse; later intervals reduce computational overhead as the repository stabilizes.

Pattern Scoring and Pruning. At each maintenance event, we compute a utility score for each pattern based on metadata statistics. The score integrates three terms—effectiveness (success rate), frequency (usage count), and precision (utilization ratio):

$$\text{score}(p_j) = \underbrace{\frac{s_j}{u_j + \epsilon}}_{\text{effectiveness}} \cdot \underbrace{\log(1 + u_j)}_{\text{frequency}} \cdot \underbrace{\left(1 + \frac{u_j}{r_j + \epsilon}\right)}_{\text{precision}} \quad (1)$$

where $\epsilon = 0.01$ ensures numerical stability. The effectiveness term $s_j/(u_j + \epsilon)$ quantifies contribution to task success. The frequency term $\log(1 + u_j)$ incentivizes usage while precluding dominance through logarithmic scaling. The precision term $(1 + u_j/(r_j + \epsilon))$ reflects retrieval relevance: high ratios indicate retrieved patterns are actually utilized, reflecting well-specified contexts. After scoring, we remove the bottom α percentile ($\alpha = 20\%$) to eliminate low-utility patterns while retaining the effective majority.

Pattern Merging. To eliminate redundancy, we merge similar patterns through a two-stage process. First, we perform similarity-based filtering: pattern pairs (p_i, p_j) with matching types (both skills or both subagents) and high embedding similarity are identified as merge candidates:

$$\mathcal{C} = \{(p_i, p_j) | \text{sim}(e_i, e_j) \geq \theta_{\text{merge}} \wedge \text{type}(p_i) = \text{type}(p_j)\} \quad (2)$$

where $\theta_{\text{merge}} = 0.85$ and e_i, e_j are embeddings from pattern metadata. This filtering uses vector similarity over descriptions d_i, d_j and contexts c_i, c_j to reduce computational cost.

Second, for each candidate pair in \mathcal{C} , we deploy a merge agent $\mathcal{A}_{\text{merge}}$ to determine whether merging is warranted by analyzing: (1) whether both patterns address the same

subtask, (2) whether their procedural steps are compatible, (3) whether their applicability contexts overlap. If confirmed, we construct p_{merged} with agent-synthesized description d_{merged} and context c_{merged} , and recompute embedding e_{merged} accordingly. Usage statistics are aggregated: $r_{\text{merged}} = r_i + r_j$, $u_{\text{merged}} = u_i + u_j$, $s_{\text{merged}} = s_i + s_j$.

We apply agglomerative clustering: iteratively merge the most similar pair in \mathcal{C} until no candidates remain.

4. Experiments

4.1. Experimental Setup

Benchmarks. We evaluate on three representative domains requiring sequential decision-making and procedural knowledge: **ALFWorld** (Shridhar et al., 2020) is a text-based interactive environment simulating household tasks (e.g., “put a clean mug in the coffee machine”), using the standard split with 134 training and 140 test tasks across 6 task types. **ScienceWorld** (Wang et al., 2022) is a science experiment simulation requiring multi-step reasoning, focusing on 30 tasks from the “boil” and “grow” categories. **TravelPlanner** (Xie et al., 2024) is a comprehensive travel planning benchmark requiring multi-agent coordination for complex itinerary generation with 3-7 day trip planning involving multiple constraints, evaluated on 180 validation and 1000 test scenarios.

Baselines. We compare against recent experience learning methods, prompt-based baselines, and specialized multi-agent frameworks: **ReAct** (Yao et al., 2022) prompts the LLM to generate reasoning traces and actions, without learning from experience. **Reflexion** (Shinn et al., 2023) generates verbal reflections from failed trajectories and stores them in episodic memory for retrieval. Following the original work, Reflexion agents are allowed to try at most 3 trials for each task. **ReAct + Reflexion** combines ReAct’s reasoning approach with Reflexion’s self-reflection mechanism for improved performance. For ALFWorld-specific comparisons (Table 2), we additionally include results from **ExpEL** (Zhao et al., 2024), which extracts task-level insights from successful trajectories, **AdaPlanner** (Sun et al., 2023), which generates and adaptively refines code-style plans with skill memory, and **AutoManual** (Chen et al., 2024), an on-line learning framework with Planner-Builder-Formulator architecture. We also plan to compare with **AutoGuide** (Fu et al., 2024), which generates conditional guidelines from off-line demonstrations. **ATLAS** (Choi et al., 2025) is Google’s multi-agent framework with manually designed specialized agents for travel planning, used specifically for TravelPlanner benchmark comparison.

Unless otherwise specified, all methods use Claude-sonnet-4 as the base LLM with temperature 0.7. For the ALFWorld

Table 1. Performance comparison on benchmark tasks. Best results in **bold**, second best underlined.

Method	ALFWorld		ScienceWorld		TravelPlanner (Test)	
	SR (%) \uparrow	Steps \downarrow	Pass@1 (%) \uparrow	Steps \downarrow	SR (%) \uparrow	Steps \downarrow
ReAct	91.0 \pm 2.1	14.0 \pm 0.8	61.8 \pm 1.8	26.2 \pm 1.0	10.4 \pm 0.2	26.1 \pm 1.5
Reflexion	<u>95.5 \pm 1.8</u>	15.7 \pm 1.4	67.4 \pm 2.3	42.0 \pm 1.9	8.6 \pm 0.2	77.9 \pm 3.2
ReAct + Reflexion	<u>95.5 \pm 1.9</u>	16.1 \pm 0.9	<u>69.2 \pm 2.1</u>	40.2 \pm 1.7	9.1 \pm 0.1	80.2 \pm 2.9
Ours	98.4 \pm 1.5	12.8 \pm 0.8	70.4 \pm 1.9	16.5 \pm 0.6	27.1 \pm 2.4	21.8 \pm 0.7

subtask comparison (Table 2), to ensure fair comparison with prior work, all methods including ours use GPT-4-turbo.

All results are averaged over 3 random seeds with different task orderings. We report mean and standard deviation, with statistical significance tested via paired t-test ($p < 0.05$). Implementation details are provided in Appendix B.2.

4.2. Main Results

Our framework achieves the highest success rates across all domains: +2.9% in ALFWorld, +1.2% in ScienceWorld, and +18.0% in TravelPlanner over ReAct + Reflexion (Table 1). Step reductions correlate with task difficulty.

Compared to ReAct + Reflexion, our method reduces steps by 20.5% in ALFWorld (12.8 vs. 16.1), 59.0% in ScienceWorld (16.5 vs. 40.2), and 72.8% in TravelPlanner (21.8 vs. 80.2). This pattern aligns with task difficulty: in TravelPlanner where success rates are low (8-10%), Reflexion requires 77.9 steps and ReAct+Reflexion 80.2 steps—3.6 \times and 3.7 \times our method respectively. Across benchmarks, moving from high-success ALFWorld (95%+ SR) to low-success TravelPlanner, Reflexion steps increase 5.0 \times (15.7 \rightarrow 77.9) while ours increase 1.7 \times (12.8 \rightarrow 21.8). This difference arises from distinct mechanisms: our pattern repository provides procedural knowledge extracted from prior successful experiences, while reflection-based methods iterate through fail-reflect-retry cycles that accumulate steps when tasks frequently fail. The dual-pattern design enables direct guidance through skills and procedural encapsulation through subagents.

Detailed ALFWorld Performance. Table 2 presents breakdown across six ALFWorld subtasks. Our zero-shot approach achieves 97.0% overall success rate, 0.4% below AutoManual (97.4%) which uses one manually crafted skill example. On simple tasks (Put, Heat, Examine), both methods achieve 100.0%. On complex multi-step tasks (Put Two), AutoManual achieves 90.2% while our method achieves 88.2%. Compared to methods using more examples—ExpeL (12 examples, 79.2%) and AdaPlanner (6 examples, 76.4%)—our automatic extraction from task experiences achieves higher success rates without manual design. Additionally, we evaluate subagent extraction on TravelPlanner (§4.4).

Finding 1: Dual-pattern automatic extraction achieves strong performance across diverse tasks (97.0% on ALFWorld, 70.4% on ScienceWorld, 27.1% on TravelPlanner), outperforming baselines like ExpeL and AutoGuide, and approaching AutoManual which uses one manual example.

4.3. Ablation Study

We evaluate the contribution of three key components—subagents, batch extraction, and maintenance—on TravelPlanner validation set (180 tasks). This ablation tests our core claim: dual-pattern design with subagents is necessary for complex tasks, and pattern quality depends on both batch extraction for generalization and maintenance for preventing repository degradation.

Subagents (w/o Subagents). This experiment evaluates whether subagent extraction (our core contribution) is necessary for complex procedural tasks. Removing subagent patterns causes the largest performance drop (35.6% \rightarrow 13.3%), with worst performance across all constraint categories (Figure 2). The drop is more pronounced on commonsense constraints (54.4% \rightarrow 23.3%, 57% relative decrease) than hard constraints (38.9% \rightarrow 29.4%, 24% relative decrease).

This pattern aligns with Finding 3 in §4.4: automatically extracted subagents excel at capturing universal procedural patterns that generalize across cases. On TravelPlanner, using only skill patterns forces the main agent to handle procedural multi-step coordination (e.g., accommodation-dining-attraction searches with temporal and budget constraints) within a single reasoning context. As context length grows, relevant coordination constraints from previous tasks may be lost. Automatic subagent extraction encapsulates these coordination procedures with internal state and independent reasoning, allowing direct reuse across tasks.

Batch Extraction (w/o Batch Extraction). This experiment evaluates whether batch-level contrastive analysis (§3.4) improves pattern generalization compared to single-task extraction. Observation: single-task extraction reduces final pass rate significantly (35.6% \rightarrow 18.3%), with performance drops across all categories in Figure 2 exceeding those from removing maintenance. Figure 3(a) shows repository grows to 58 patterns (2.4 \times full model). More patterns but worse performance indicates extracted patterns overfit to task-specific details. Figure 3(b) shows utilization drops from 0.71 to 0.28 and the trend resembles the no-maintenance variant, though less severe. However, the performance degradation in Figure 2 is more pronounced than no-maintenance because patterns extracted from single tasks lack generalization. Batch extraction with contrastive analysis identifies strategies recurring across multiple successful

Table 2. Success rate (%) comparison on ALFWorld subtasks. All methods use GPT-4-turbo for fair comparison. Results are reported on the validation unseen set (134 tasks). Our zero-shot approach achieves 97.0% overall success rate, only 0.4% below AutoManual which uses one manually crafted skill example. * indicates data from (Chen et al., 2024).

Method	Examples	Put	Clean	Heat	Cool	Examine	Put Two	Overall
ExpeL*	12	94.4	82.8	72.4	81.8	72.2	58.8	79.2
AdaPlanner*	6	88.9	90.3	85.5	75.8	64.8	41.2	76.4
AutoManual*	1	100.0	98.9	100.0	95.4	100.0	90.2	97.4
AutoGuide	0	-	-	-	-	-	-	88.1
Ours	0	100.0	96.8	100.0	95.2	100.0	88.2	97.0

Table 3. Performance comparison on TravelPlanner validation (180 tasks) and test (1000 tasks) sets. Micro/Macro: case-level and type-level pass rates. ATLAS + Hint is augmented with explicit strategies for frequent errors.

Dataset	Method	Delivery \uparrow	Commonsense \uparrow		Hard Constraint \uparrow		Final Pass \uparrow
			Micro	Macro	Micro	Macro	
Validation(#180)	ReAct	100.00	79.38	22.78	56.19	38.89	11.67
	ReAct+Reflexion	99.44	74.79	18.33	45.48	28.33	10.00
	ReAct+EvoAgent	99.44	74.08	19.71	38.05	20.33	8.03
	PMC	96.67	76.11	21.67	39.52	30.56	14.44
	ATLAS	100.00	83.40	37.78	56.43	38.89	23.33
	ATLAS + Hint	100.00	85.42	48.33	60.71	47.22	33.33
	Ours	100.00	92.71	54.44	49.76	38.89	35.56
	Ours+ReAct	100.00	94.24	57.78	52.86	43.89	40.00
Test(#1000)	ReAct	99.20	75.26	16.50	49.04	39.10	10.40
	ReAct+Reflexion	99.80	71.84	13.67	37.84	26.70	9.13
	ReAct+EvoAgent	98.89	67.01	10.00	33.71	20.42	6.11
	PMC	100.00	73.89	15.59	45.19	33.56	12.12
	ATLAS	100.00	73.89	15.59	45.19	33.56	12.12
	Ours	99.90	90.59	37.90	37.16	32.60	27.10
	Ours+ReAct	100.00	91.73	42.20	42.10	37.20	34.10

trajectories while absent in failures, producing patterns that generalize to new tasks.

Maintenance (w/o Maintenance). This experiment evaluates whether periodic pruning and merging (§3.5) prevents repository degradation. Observation: removing maintenance reduces final pass rate (35.6% \rightarrow 31.1%). Figure 3(a) shows repository size grows linearly to 108 patterns (4.5 \times full model). Figure 3(b) shows utilization rate starts at 0.68 but drops rapidly to 0.08 as tasks accumulate, indicating most retrieved patterns are not used. Interestingly, hard constraint performance (44.4%) slightly exceeds full model (38.9%), likely because the larger repository occasionally retrieves case-specific patterns useful for explicit requirements. However, the overall performance drop and 8.9 \times utilization degradation (0.71 \rightarrow 0.08) confirm that maintenance is necessary to prevent accumulation of low-quality patterns. The maintenance mechanism scores patterns by effectiveness, frequency, and precision, then prunes the bot-

tom 20% and merges similar patterns.

Finding 2: All three components are necessary: sub-agents enable procedural encapsulation (22.3% impact), batch extraction enables cross-trajectory generalization (17.3% impact), and maintenance prevents repository degradation (4.5% impact, 4.5 \times size reduction, 8.9 \times utilization improvement).

4.4. Subagent Extraction Performance on Complex Multi-Agent Tasks

Table 3 presents performance comparison on TravelPlanner test set. Our method achieves 27.1% final pass rate, with Ours+ReAct reaching 34.10%. We analyze two key aspects: comparison with manually designed agents and complementarity with reflection-based methods.

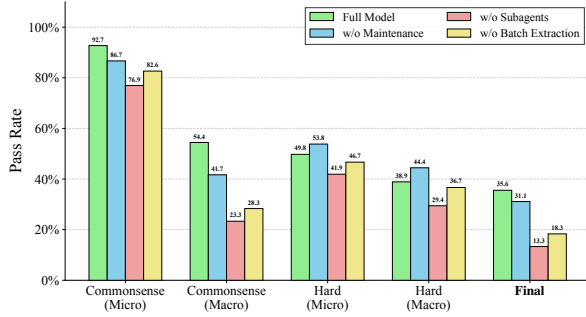


Figure 2. Ablation study results on TravelPlanner validation set. Subagent removal causes larger drops on commonsense constraints (57% relative decrease) than hard constraints (24% relative decrease).

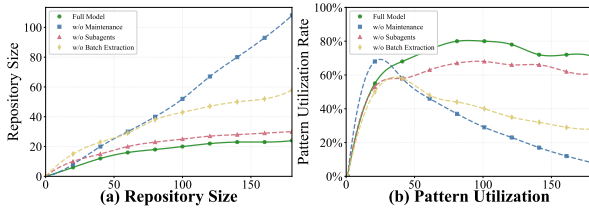


Figure 3. Results of (a) Repository size and (b) Pattern utilization rate (u_j/r_j) over training.

Automatic Pattern Extraction vs. Manual Multi-Agent Design. Compared to manually designed ATLAS, our method outperforms on commonsense constraints (Macro: 37.9% vs. 15.59%) but underperforms on hard constraints (Macro: 32.60% vs. 33.56%). For commonsense constraints, consider transportation mode consistency in validation case $\text{idx}=90$: when no suitable flights satisfy round-trip conditions and the agent travels via self-driving or taxi, the return trip cannot use flights either. Our pattern extraction identifies such universal rules from successful trajectories and transfers them to new cases. For hard constraints, case $\text{idx}=121$ requires diverse dinner cuisines (Indian, Chinese, Mediterranean, American) within a \$2300 budget with pet-friendly accommodations. Each case has distinct requirements. Manually designed agents can encode explicit verification logic for each constraint type, while automatically extracted patterns struggle with such case-specific scenarios.

Finding 3: Automatic pattern extraction excels at capturing universal rules across cases but underperforms on case-specific requirements where manual design provides explicit verification mechanisms.

Complementary Benefits of Experience and Reflection. Our method achieves 37.9% macro pass rate on commonsense constraints, a 21.4 percentage point improvement over ReAct (16.5%). However, ReAct achieves 39.1% on hard constraints, exceeding our method (32.6%) and ATLAS

(33.56%). Hard constraints appear explicitly in task descriptions. For example, case $\text{idx}=122$ specifies entire room rental with no self-driving travel. ReAct can directly parse and verify such explicit requirements without prior experience.

Combining both approaches yields substantial improvements. Ours+ReAct achieves 34.10% final pass rate, compared to 27.10% (Ours) and 10.40% (ReAct). Performance gains are consistent across constraint types: commonsense increases by 4.3 points (37.9% \rightarrow 42.2%), hard constraints by 4.6 points (32.6% \rightarrow 37.2%). Cross-task pattern accumulation and within-task reflection operate on complementary dimensions: experience provides transferable procedural knowledge, while reflection handles task-specific verification.

Finding 4: Experience accumulation excels at implicit universal constraints, while reflection-based reasoning handles explicit case-specific verification. Their combination yields complementary improvements across both dimensions.

5. Conclusion

We presented AutoRefine, a framework that extracts and maintains Experience Patterns from agent execution histories. These patterns capture generalizable procedural knowledge from successful executions. AutoRefine addresses limitations of existing methods through dual-pattern extraction and continuous maintenance. For procedural subtasks, we extract specialized subagents with independent reasoning. For static knowledge, we extract skill patterns as guidelines or code snippets. The maintenance mechanism scores, prunes, and merges patterns to prevent repository degradation. Experiments on ALFWorld, ScienceWorld, and TravelPlanner demonstrate that AutoRefine achieves strong performance with 20-73% step reductions. On TravelPlanner, automatic extraction exceeds manually designed systems (27.1% vs 12.1%). Future work includes extending the framework to learn from failures and exploring transfer across task domains.

References

- Bai, Y., Jones, A., Ndousse, K., Askell, A., Chen, A., Das-Sarma, N., Drain, D., Fort, S., Ganguli, D., Henighan, T., et al. Training a helpful and harmless assistant with reinforcement learning from human feedback. *arXiv preprint arXiv:2204.05862*, 2022.
- Barto, A. G. Reinforcement learning: An introduction. by richard’s sutton. *SIAM Rev*, 6(2):423, 2021.
- Chen, M., Li, Y., Yang, Y., Yu, S., Lin, B., and He, X.

- Automanual: Constructing instruction manuals by llm agents via interactive environmental learning. *Advances in Neural Information Processing Systems*, 37:589–631, 2024.
- Choi, J., Yoon, J., Chen, J., Jha, S., and Pfister, T. Atlas: Constraints-aware multi-agent collaboration for real-world travel planning. *arXiv preprint arXiv:2509.25586*, 2025.
- Fu, Y., Kim, D.-K., Kim, J., Sohn, S., Logeswaran, L., Bae, K., and Lee, H. Autoguide: Automated generation and selection of context-aware guidelines for large language model agents. *Advances in Neural Information Processing Systems*, 37:119919–119948, 2024.
- Guo, D., Yang, D., Zhang, H., Song, J., Zhang, R., Xu, R., Zhu, Q., Ma, S., Wang, P., Bi, X., et al. Deepseek-r1: Incentivizing reasoning capability in llms via reinforcement learning. *arXiv preprint arXiv:2501.12948*, 2025.
- Jaech, A., Kalai, A., Lerer, A., Richardson, A., El-Kishky, A., Low, A., Helyar, A., Madry, A., Beutel, A., Carney, A., et al. Openai o1 system card. *arXiv preprint arXiv:2412.16720*, 2024.
- Kagaya, T., Yuan, T. J., Lou, Y., Karlekar, J., Pranata, S., Kinose, A., Oguri, K., Wick, F., and You, Y. Rap: Retrieval-augmented planning with contextual memory for multimodal llm agents. In *NeurIPS 2024 Workshop on Open-World Agents*.
- Khattab, O., Singhvi, A., Maheshwari, P., Zhang, Z., Santhanam, K., Vardhamanan, S., Haq, S., Sharma, A., Joshi, T. T., Moazam, H., et al. Dspy: Compiling declarative language model calls into self-improving pipelines. *arXiv preprint arXiv:2310.03714*, 2023.
- Kim, G., Baldi, P., and McAleer, S. Language models can solve computer tasks. *Advances in Neural Information Processing Systems*, 36:39648–39677, 2023.
- Langley, P. Crafting papers on machine learning. In Langley, P. (ed.), *Proceedings of the 17th International Conference on Machine Learning (ICML 2000)*, pp. 1207–1216, Stanford, CA, 2000. Morgan Kaufmann.
- Liang, J., Huang, W., Xia, F., Xu, P., Hausman, K., Florence, P., Zeng, A., et al. Code as policies: Language model programs for embodied control. In *Workshop on Language and Robotics at CoRL 2022*.
- Madaan, A., Tandon, N., Gupta, P., Hallinan, S., Gao, L., Wiegrefe, S., Alon, U., Dziri, N., Prabhunoye, S., Yang, Y., et al. Self-refine: Iterative refinement with self-feedback. *Advances in Neural Information Processing Systems*, 36:46534–46594, 2023.
- Majumder, B., Dalvi Mishra, B., Jansen, P., Tafjord, O., Tandon, N., Zhang, L., Callison-Burch, C., and Clark, P. Clin: A continually learning language agent for rapid task adaptation and generalization. *Proceedings of the Conference on Language Modeling (COLM)*, 2024.
- Packer, C., Fang, V., Patil, S., Lin, K., Wooders, S., and Gonzalez, J. Memgpt: Towards llms as operating systems. 2023.
- Park, J. S., O’Brien, J., Cai, C. J., Morris, M. R., Liang, P., and Bernstein, M. S. Generative agents: Interactive simulacra of human behavior. In *Proceedings of the 36th Annual ACM Symposium on User Interface Software and Technology*, pp. 1–22. ACM, 2023.
- Patil, S. G., Zhang, T., Wang, X., and Gonzalez, J. E. Gorilla: Large language model connected with massive apis. *Advances in Neural Information Processing Systems*, 37:126544–126565, 2024.
- Qin, Y., Liang, S., Ye, Y., Zhu, K., Yan, L., Lu, Y., Lin, Y., Cong, X., Tang, X., Qian, B., et al. Toolllm: Facilitating large language models to master 16000+ real-world apis. In *The Twelfth International Conference on Learning Representations*.
- Rafailov, R., Sharma, A., Mitchell, E., Manning, C. D., Ermon, S., and Finn, C. Direct preference optimization: Your language model is secretly a reward model. *Advances in neural information processing systems*, 36:53728–53741, 2023.
- Sarukkai, V., Xie, Z., and Fatahalian, K. Self-generated in-context examples improve llm agents for sequential decision-making tasks. *arXiv preprint arXiv:2505.00234*, 2025.
- Schick, T., Dwivedi-Yu, J., Dessì, R., Raileanu, R., Lomeli, M., Hambro, E., Zettlemoyer, L., Cancedda, N., and Scialom, T. Toolformer: Language models can teach themselves to use tools. *Advances in Neural Information Processing Systems*, 36:68539–68551, 2023.
- Shinn, N., Cassano, F., Gopinath, A., Narasimhan, K., and Yao, S. Reflexion: Language agents with verbal reinforcement learning. *Advances in Neural Information Processing Systems*, 36:8634–8652, 2023.
- Shridhar, M., Yuan, X., Côté, M.-A., Bisk, Y., Trischler, A., and Hausknecht, M. Alfworld: Aligning text and embodied environments for interactive learning. *arXiv preprint arXiv:2010.03768*, 2020.
- Singh, I., Blukis, V., Mousavian, A., Goyal, A., Xu, D., Tremblay, J., Fox, D., Thomason, J., and Garg, A. Prog-prompt: Generating situated robot task plans using large language models. *arXiv preprint arXiv:2209.11302*, 2022.

- Sun, H., Zhuang, Y., Kong, L., Dai, B., and Zhang, C. Ada-planner: Adaptive planning from feedback with language models. *Advances in neural information processing systems*, 36:58202–58245, 2023.
- Wang, G., Xie, Y., Jiang, Y., Mandelkar, A., Xiao, C., Zhu, Y., Fan, L., and Anandkumar, A. Voyager: An open-ended embodied agent with large language models. *Transactions on Machine Learning Research*, a.
- Wang, R., Jansen, P., Côté, M.-A., and Ammanabrolu, P. Scienceworld: Is your agent smarter than a 5th grader? In *Proceedings of the 2022 Conference on Empirical Methods in Natural Language Processing*, pp. 11279–11298, 2022.
- Wang, X., Li, C., Wang, Z., Bai, F., Luo, H., Zhang, J., Jojic, N., Xing, E., and Hu, Z. Promptagent: Strategic planning with language models enables expert-level prompt optimization. In *The Twelfth International Conference on Learning Representations*, b.
- Wei, J., Wang, X., Schuurmans, D., Bosma, M., Xia, F., Chi, E., Le, Q. V., Zhou, D., et al. Chain-of-thought prompting elicits reasoning in large language models. *Advances in neural information processing systems*, 35:24824–24837, 2022.
- Xie, J., Zhang, K., Chen, J., Zhu, T., Lou, R., Tian, Y., Xiao, Y., and Su, Y. Travelplanner: a benchmark for real-world planning with language agents. In *Proceedings of the 41st International Conference on Machine Learning*, pp. 54590–54613, 2024.
- Yang, C., Wang, X., Lu, Y., Liu, H., Le, Q. V., Zhou, D., and Chen, X. Large language models as optimizers. In *The Twelfth International Conference on Learning Representations*, 2023.
- Yao, S., Zhao, J., Yu, D., Du, N., Shafran, I., Narasimhan, K. R., and Cao, Y. React: Synergizing reasoning and acting in language models. In *The eleventh international conference on learning representations*, 2022.
- Yao, S., Yu, D., Zhao, J., Shafran, I., Griffiths, T., Cao, Y., and Narasimhan, K. Tree of thoughts: Deliberate problem solving with large language models. *Advances in neural information processing systems*, 36:11809–11822, 2023.
- Zhang, W., Tang, K., Wu, H., Wang, M., Shen, Y., Hou, G., Tan, Z., Li, P., Zhuang, Y., and Lu, W. Agent-pro: Learning to evolve via policy-level reflection and optimization. In *ICLR 2024 Workshop on Large Language Model (LLM) Agents*.
- Zhang, Y., Li, M., Long, D., Zhang, X., Lin, H., Yang, B., Xie, P., Yang, A., Liu, D., Lin, J., Huang, F., and Zhou, J. Qwen3 embedding: Advancing text embedding and reranking through foundation models. *arXiv preprint arXiv:2506.05176*, 2025.
- Zhao, A., Huang, D., Xu, Q., Lin, M., Liu, Y.-J., and Huang, G. Expel: Llm agents are experiential learners. In *Proceedings of the AAAI Conference on Artificial Intelligence*, volume 38, pp. 19632–19642, 2024.
- Zhou, A., Yan, K., Shlapentokh-Rothman, M., Wang, H., and Wang, Y.-X. Language agent tree search unifies reasoning, acting, and planning in language models. In *Proceedings of the 41st International Conference on Machine Learning*, pp. 62138–62160, 2024.
- Zhou, S., Xu, F. F., Zhu, H., Zhou, X., Lo, R., Sridhar, A., Cheng, X., Ou, T., Bisk, Y., Fried, D., et al. Webarena: A realistic web environment for building autonomous agents. In *The Twelfth International Conference on Learning Representations*.
- Zhou, Y., Muresanu, A. I., Han, Z., Paster, K., Pitis, S., Chan, H., and Ba, J. Large language models are human-level prompt engineers. In *The eleventh international conference on learning representations*, 2022.
- Zhu, X., Chen, Y., Tian, H., Tao, C., Su, W., Yang, C., Huang, G., Li, B., Lu, L., Wang, X., et al. Ghost in the minecraft: Generally capable agents for open-world environments via large language models with text-based knowledge and memory. *arXiv preprint arXiv:2305.17144*, 2023.
- Zitkovich, B., Yu, T., Xu, S., Xu, P., Xiao, T., Xia, F., Wu, J., Wohlhart, P., Welker, S., Wahid, A., et al. Rt-2: Vision-language-action models transfer web knowledge to robotic control. In *Conference on Robot Learning*, pp. 2165–2183. PMLR, 2023.

Appendix Contents

A Additional Discussions

- A.1 Difference with Prior Methods
- A.2 Limitations
- A.3 Broader Impacts

B Details of Experimental Setup

- B.1 Dataset Details
- B.2 Implementation Details

C Additional Experiments

- C.1 Cold-Start Performance with Human-Designed Subagents
- C.2 Hyperparameter Sensitivity Analysis
- C.3 Case Study: Learning Transportation Mode Consistency (100% \rightarrow 99.36%)

D Experiment Pattern Examples

- D.1 Skill Pattern Examples
- D.2 Subagent Pattern Examples

E Pattern Extraction Prompts

- E.1 Pattern Classification Prompt
- E.2 Skill Pattern Extraction Prompt
- E.3 Subagent Pattern Extraction Prompt

F Pattern Utilization Verification Agent Prompt

A. Additional Discussions

A.1. Difference with Prior Methods

We compare AutoRefine with prior methods that extract knowledge from agent experiences, i.e., ExpeL (Zhao et al., 2024), AutoGuide (Fu et al., 2024), and AutoManual (Chen et al., 2024), and discuss all differences here:

1) Pattern Representation Form. ExpeL extracts task-level insights as natural language summaries. AutoGuide generates conditional guidelines in text format. AutoManual constructs structured rule systems with six rule types. All prior methods represent experience using single-form representations—either text rules or code skills. In contrast, our framework employs dual-form patterns: *Skill Patterns* (guidelines or code snippets) for simple procedural knowledge, and *Subagent Patterns* (specialized agents with independent reasoning and memory) for complex multi-step subtasks. This dual-form design enables us to capture both lightweight strategies and procedural logic requiring sustained state management. As demonstrated in §4.4, subagent patterns achieve 100% constraint satisfaction on transportation mode consistency by maintaining state across multi-step searches, while text-based representations struggle with such procedural coordination.

2) Extraction Strategy. ExpeL and AutoGuide extract patterns offline from collected trajectories after task completion. AutoManual performs online extraction but processes single tasks individually. Our framework extracts patterns every K tasks (default $K = 10$) using contrastive analysis between successful and failed trajectories. Recurring patterns across multiple successes indicate generalizable strategies; contrasting with failures identifies causal principles rather than spurious

correlations. Ablation results (§4) show that removing batch extraction reduces performance by 17.3%, with repository size growing 2.4× due to task-specific overfitting.

3) Pattern Retrieval Mechanism. ExpeL and AutoGuide retrieve relevant patterns via semantic similarity between pattern contexts and task descriptions. AutoManual incorporates all accumulated rules directly into the prompt without selective retrieval, relying on the LLM to identify relevant rules. This approach does not scale: as AutoManual acknowledges, their repository contains only 6 rule types with examples, whereas pattern repositories in realistic settings accumulate hundreds of entries. Our framework employs multi-query retrieval: the LLM generates multiple reformulations of the task description from different perspectives (e.g., “transportation planning,” “budget optimization,” “constraint satisfaction”), then retrieves patterns whose contexts match any query above threshold θ . We further apply Maximal Marginal Relevance (MMR) to balance relevance and diversity, preventing retrieval of multiple similar patterns. This retrieval mechanism maintains efficiency as repository size scales.

4) Maintenance Mechanism. ExpeL and AutoGuide perform score-based deletion: patterns with low scores are removed periodically. However, as AutoManual observes, LLM-assigned scores are often unreliable due to overconfidence. AutoManual employs a Consolidator agent to merge redundant rules, but still relies on score-based pruning. Our maintenance mechanism addresses both scoring unreliability and redundancy through three components: (i) *empirical utility scoring* based on usage statistics rather than LLM judgments—effectiveness (success rate), frequency (usage count), and precision (utilization ratio); (ii) *percentile-based pruning* removes bottom 20% rather than absolute thresholds, adapting to repository quality distribution; (iii) *agent-verified merging* uses similarity-based filtering followed by agent verification of semantic equivalence, preventing incorrect merges. Ablation results show that without maintenance, repository size grows 4.5× and utilization rate degrades 8.9× ($0.71 \rightarrow 0.08$), demonstrating that active quality control is necessary.

5) Pattern Integration During Execution. Prior methods augment the agent’s prompt with retrieved patterns as textual context. Our framework accommodates two integration mechanisms corresponding to our dual-form patterns: (i) Skill patterns are integrated through prompt augmentation (text guidelines) or tool registration (code snippets), similar to prior work; (ii) Subagent patterns employ *hierarchical delegation*—the main agent identifies subtasks matching a subagent’s specialization, transfers relevant context, and delegates execution. The subagent operates independently with its own memory and reasoning capability, returning results upon subtask completion. This delegation reduces the main agent’s cognitive complexity by abstracting complex procedural coordination into atomic operations. For example, in TravelPlanner, the main agent delegates the entire transportation planning subtask (requiring 20+ tool calls with budget tracking and constraint enforcement) to the Transportation Subagent, receiving only the final plan. This contrasts with prior methods where the main agent must handle all intermediate steps within its own reasoning context.

6) Metadata Tracking. ExpeL and AutoGuide track only pattern content and score. AutoManual extends this with Type, Content, Example, and Logs (application history). Our metadata system tracks six attributes: description d_j , applicability context c_j , retrieval count r_j , utilization count u_j , success count s_j , and embedding vector e_j . Critically, we distinguish between *retrieval* (pattern was fetched based on similarity) and *utilization* (pattern was actually invoked during execution). This distinction enables our scoring formula to compute precision $(1 + u_j / (r_j + \epsilon))$, which quantifies whether retrieved patterns are genuinely useful. Patterns with high retrieval but low utilization indicate poor context specification or obsolete strategies, and are candidates for pruning. This fine-grained tracking provides actionable signals for maintenance operations, as evidenced by maintained utilization rate (0.71) compared to no-maintenance baseline (0.08).

A.2. Limitations

AutoRefine has several limitations that warrant discussion.

Pattern Type Classification Accuracy. The framework uses an LLM-based classification agent to determine whether extracted strategies should become skill patterns or subagent patterns (§3.4, Appendix E). Our classification criteria (statefulness, reasoning complexity, subtask completeness, cognitive load) provide structured guidance, but misclassification can occur. Simple procedures might be over-engineered as subagents, increasing invocation overhead; conversely, complex coordination logic might be under-specified as skills, failing to capture necessary state management. In our experiments, we did not systematically evaluate classification accuracy, relying instead on end-to-end task performance. Future work could establish ground-truth labels for pattern types through expert annotation or develop self-correction mechanisms where patterns are reclassified based on utilization statistics.

Applicability Context Precision. Pattern retrieval depends on semantic similarity between task descriptions and pattern

contexts c_j . While our contrastive extraction approach generates contexts by analyzing where patterns succeed versus fail, these contexts may lack precision. Overly broad contexts cause irrelevant patterns to be retrieved (low precision in retrieval, though our scoring formula penalizes unused patterns); overly narrow contexts cause useful patterns to be missed (low recall). We partially address this through multi-query retrieval and MMR diversity balancing, but context quality remains dependent on the extraction agent’s ability to articulate applicability conditions. Incorporating user feedback or active learning to refine contexts based on retrieval-utilization mismatches could improve precision.

Hyperparameter Sensitivity Across Domains. Our maintenance mechanism uses fixed hyperparameters: pruning percentile $\alpha = 20\%$, merge threshold $\theta_{\text{merge}} = 0.85$, batch size $K = 10$. While Appendix provides sensitivity analysis showing these values are robust within tested ranges, optimal settings may vary across domains. Environments with high task diversity may benefit from larger K to accumulate diverse contrastive examples; environments with rapid knowledge obsolescence may require more aggressive pruning ($\alpha > 20\%$). Currently, these hyperparameters must be set manually based on domain characteristics. Developing adaptive mechanisms that adjust hyperparameters based on repository growth rate, utilization trends, or task distribution shifts would enhance robustness.

Cold Start Problem. Initially, the pattern repository \mathcal{P} is empty or contains only minimal seed patterns. During the first K tasks, agents rely entirely on base LLM capabilities without pattern guidance. Performance improves as patterns accumulate, but early tasks may exhibit lower success rates compared to methods with human-designed prior knowledge. In our experiments (Figure 3), repository size stabilizes after 40-60 tasks, suggesting a learning phase duration. For time-critical applications, initializing the repository with seed patterns from offline demonstrations or transfer learning from related domains could accelerate convergence.

These limitations represent engineering trade-offs and domain-specific challenges rather than fundamental flaws in our dual-pattern design or maintenance mechanisms. The core contributions—subagent patterns for procedural encapsulation, batch contrastive extraction for generalization, and empirical utility-based maintenance—remain valid. Future work addressing these limitations could enhance the framework’s applicability across broader domains and deployment scenarios.

A.3. Broader Impacts

The AutoRefine framework presents both benefits and risks that warrant consideration.

Safety and Reliability. Automated pattern extraction reduces trial-and-error behavior by reusing validated strategies, potentially minimizing errors in deployed systems. However, incorrectly extracted patterns may encode flawed strategies that propagate across future tasks. If the extraction agent misidentifies correlation as causation during contrastive analysis, resulting patterns could lead to systematically wrong decisions. Pattern classification errors may cause agents to overlook critical dependencies, leading to constraint violations.

Value for Human Workers. The patterns serve as interpretable documentation of learned strategies. Skill patterns expressed as natural language or code, and subagent patterns with explicit procedural logic, can aid human workers in understanding task decomposition and requirements. For example, subagent patterns document constraint enforcement rules that novice planners might overlook. This representation provides transparency into agent decision-making processes.

Potential for Misuse. Agents equipped with automatically extracted patterns for harmful tasks (e.g., automated social engineering, spam generation) could become more effective through accumulated experience. If execution trajectories contain sensitive information, extracted patterns might inadvertently encode and propagate such data. Deploying AutoRefine requires careful consideration of task domains, trajectory data governance, and pattern auditing mechanisms to prevent malicious use or information leakage.

B. Details of Experimental Setup

B.1. Dataset Details

ALFWorld. ALFWorld (Shridhar et al., 2020) is a text-based interactive environment that simulates household tasks by aligning abstract TextWorld environments with embodied ALFRED tasks. The benchmark contains 6 task types across 134 training and 140 test scenarios:

- **Pick & Place:** Pick up and place objects (e.g., “put a washed apple in the fridge”)
- **Clean:** Clean objects (e.g., “clean a bowl and put it in the cupboard”)

- **Heat:** Heat objects (e.g., “heat a potato with the microwave”)
- **Cool:** Cool objects (e.g., “cool a tomato and put it in the fridge”)
- **Examine:** Examine objects under light (e.g., “examine an alarm clock under a lamp”)
- **Pick Two Objects:** More complex multi-object manipulation tasks

Tasks involve sequential decision-making with available actions including navigation (`go to [location]`), object manipulation (`take [object] from [receptacle]`, `put [object] in/on [receptacle]`), receptacle operations (`open/close [receptacle]`), and appliance usage (`use [appliance]`). We use the standard split with the validation unseen set (134 tasks) for training and the test unseen set (140 tasks) for evaluation. Success requires completing the task within 50 steps.

ScienceWorld. ScienceWorld (Wang et al., 2022) is a text-based virtual environment that tests agent reasoning on elementary school science curricula. The benchmark contains 30 task types across multiple scientific domains with approximately 11,000 task variations. For our experiments, we focus on two challenging categories requiring multi-step reasoning:

- **Boil (Task 1-1):** Change the physical state of matter by boiling substances, requiring agents to locate heating appliances, transfer substances, activate heating, and monitor temperature changes until boiling occurs (30 variations).
- **Temperature Measurement (Task 2-1):** Use a thermometer to measure unknown substance temperatures and classify them into categories based on thresholds, requiring systematic search for instruments, focusing operations, reading measurements, and decision-making based on measured values (540 variations).

These tasks involve procedural knowledge about scientific instruments, state transitions, and measurement interpretation. Available actions include navigation, object focusing (`focus on [object]`), container operations (`open/close [container]`), appliance activation (`activate [appliance]`), and observation. Tasks succeed when the scientific goal is achieved (e.g., substance reaches boiling state, classification is correct).

TravelPlanner. TravelPlanner (Xie et al., 2024) is a comprehensive benchmark for evaluating language agents in tool-use and complex planning under multiple constraints. Grounded in real-world travel planning, the benchmark requires agents to formulate multi-day itineraries including transportation, accommodation, dining, and attractions while satisfying environment, commonsense, and hard constraints. The dataset contains 1,225 queries split into:

- **Training Set:** 45 query-plan pairs with human-annotated reference plans
- **Validation Set:** 180 queries (20 per constraint configuration group)
- **Test Set:** 1,000 queries with random constraint distributions

Constraints are categorized into three types: (1) *Environment Constraints* (unavailable transportation/attractions), (2) *Commonsense Constraints* (information completeness, activity location consistency, non-conflicting transportation modes, diverse restaurant/attraction choices, minimum accommodation stay requirements), and (3) *Hard Constraints* (budget limits, accommodation rules, room type preferences, cuisine preferences, transportation restrictions).

Table 4 summarizes the constraint distribution in the validation set. Hard constraints appear in 42.78%-35.56% of queries, with house rules being most frequent. Table 6 details the specific constraint values, showing diverse combinations (e.g., 5 house rule types, 7 cuisine categories). Table 5 presents the constraint quantity distribution: queries are evenly distributed across 0, 1, and 3 constraints (33.33% each), enabling controlled evaluation of planning complexity.

Table 4. Constraint type distribution in TravelPlanner validation set (180 queries).

Constraint Type	Count	Ratio
House Rule	77	42.78%
Room Type	64	35.56%
Transportation	51	28.33%
Cuisine	48	26.67%

Table 5. Constraint count distribution per query in validation set.

Constraints	Count	Ratio
0 constraints	60	33.33%
1 constraint	60	33.33%
3 constraints	60	33.33%

Table 6. Hard constraint value distributions in TravelPlanner validation set.

Constraint	Value Distribution
House Rule	children under 10 (26%), parties (21%), visitors (21%), smoking (19%), pets (13%)
Room Type	entire room (48%), not shared (25%), private room (25%), shared room (2%)
Transportation	no flight (51%), no self-driving (49%)
Cuisine	48 queries with 7 categories (Chinese, American, Italian, Mexican, Indian, Mediterranean, French), diverse combinations (top: American + Chinese + Indian + Mediterranean, 8%)

Agents access tools including CitySearch, FlightSearch, AccommodationSearch, RestaurantSearch, AttractionSearch, and GoogleDistanceMatrix to gather information and construct plans. Success requires satisfying all specified constraints while maintaining commonsense validity.

B.2. Implementation Details

LLM Backbone. Unless otherwise specified, all methods use Claude-sonnet-4 as the base LLM with temperature 0.7 for exploration during task execution and pattern extraction. For the ALFWorld subtask comparison (Table 2), to ensure fair comparison with prior work, all methods including ours use GPT-4-turbo.

Pattern Retrieval. Pattern contexts and task descriptions are embedded using Qwen3-Embedding-4B (Zhang et al., 2025), a 4B-parameter multilingual text embedding model supporting 100+ languages with 32k context length. We use an embedding dimension of 1024 for our experiments. The resulting embeddings are stored in Elasticsearch for efficient retrieval. During retrieval, we employ Elasticsearch’s Reciprocal Rank Fusion (RRF) algorithm, which combines keyword-based retrieval via BM25¹ and semantic retrieval via cosine similarity. This hybrid approach balances exact keyword matching with semantic understanding, enabling robust pattern retrieval across diverse query formulations.

Hyperparameter Configuration. Table 7 summarizes the key hyperparameters used in our framework. These values were selected based on preliminary validation experiments and remained fixed across all benchmark evaluations. As discussed in Limitations (Appendix), we acknowledge that optimal settings may vary across domains, and we provide sensitivity analysis in More Experiments (Appendix) to guide domain-specific adaptation.

Table 7. Hyperparameter Configuration

Parameter	Value	Description
k (retrieval count)	20	Max patterns retrieved per task
θ (similarity threshold)	0.5	Min similarity for retrieval
λ (MMR trade-off)	0.7	Relevance vs. diversity balance
K (batch size)	10	Tasks per extraction cycle
α (pruning percentile)	20%	Patterns pruned per maintenance
θ_{merge} (merge threshold)	0.85	Min similarity for merging
Initial $n_{\text{threshold}}$	10	First maintenance interval
ϵ (numerical stability)	0.01	Smoothing term in scoring
max_steps	50	Maximum steps per task execution

Baseline Implementation. To ensure fair comparison, all baseline methods use consistent experimental settings. The maximum number of action steps per task is set to 50 across all methods and benchmarks. For Reflexion (Shinn et al., 2023), we allow a maximum of 3 reflection iterations per task, following the original paper’s configuration. These settings are synchronized with prior work including AutoManual (Chen et al., 2024) and AutoGuide (Fu et al., 2024). For ATLAS (Choi et al., 2025) and AutoGuide, which do not provide open-source implementations, we directly report results from their papers using the same LLM backbone when available. All methods use identical task splits and evaluation metrics to ensure comparable results.

¹https://en.wikipedia.org/wiki/Okapi_BM25

C. Additional Experiments

C.1. Cold-Start Performance with Human-Designed Subagents

This experiment tests whether pre-seeding human-designed subagent patterns can accelerate learning in AutoRefine. This connects to our main contribution by examining the complementary role of human expertise: while our framework automatically extracts patterns from experience, initializing the repository with domain expertise about constraint priorities could provide immediate performance gains during the cold-start phase.

We compare two conditions on TravelPlanner validation set (180 tasks): (1) **AutoRefine**: standard framework starting with empty pattern repository, (2) **AutoRefine + AttractionPlanner**: framework initialized with a human-designed AttractionPlanner subagent encoding domain knowledge about attraction planning (daily completeness, geographic correctness, budget management) before processing any tasks.

Pre-seeding the AttractionPlanner achieves 7.79% relative improvement in Final Pass Rate (35.56% \rightarrow 38.33%), with the largest gain in Hard Constraint Macro (+11.42%, from 38.89% to 43.33%) (Table 8). Human expertise about constraint priorities provides immediate benefits: the pre-seeded subagent front-loads knowledge about critical constraints (daily completeness, geographic correctness, data authenticity) that the baseline system must discover through trial-and-error. The Commonsense Constraint Micro remains nearly identical (+0.08%), indicating the human-designed subagent specifically improves hard constraint satisfaction without disrupting general reasoning. The maintained 100% Delivery Rate shows the pre-seeded subagent does not introduce instability.

Metric	AutoRefine	+ AttractionPlanner	Abs. Δ	Rel. Δ
Delivery Rate	100.00%	100.00%	0.00%	0.00%
Commonsense Constraint Micro	92.71%	92.78%	+0.07%	+0.08%
Hard Constraint Micro	49.76%	50.71%	+0.95%	+1.91%
Hard Constraint Macro	38.89%	43.33%	+4.44%	+11.42%
Final Pass Rate	35.56%	38.33%	+2.77%	+7.79%

Table 8. Cold-start performance comparison on TravelPlanner validation set (180 tasks). Pre-seeding with human-designed AttractionPlanner improves hard constraint satisfaction.

This result validates a hybrid learning strategy: combining human domain expertise (for immediate constraint satisfaction) with automated experience extraction (for discovering emergent optimizations and adapting to edge cases). The pre-seeded subagent encodes explicit constraint priorities—distinguishing critical constraints (violations cause plan rejection) from optimization goals (pursued among valid options)—that enable the system to avoid common failure modes from task 1. Importantly, the pre-seeded subagent is not static; as AutoRefine processes tasks, the maintenance mechanism can update the subagent’s strategy based on utilization statistics and merge it with extracted skill patterns. This creates a bootstrapping effect: human expertise provides a robust starting point while automated learning continues to refine based on actual execution experience.

C.2. Hyperparameter Sensitivity Analysis

This experiment tests two claims: (1) AutoRefine’s core mechanisms remain effective across reasonable hyperparameter ranges, and (2) optimal hyperparameter values are domain-dependent and should be tuned for deployment.

We conduct systematic ablations on four critical hyperparameters: (1) **Batch size** K , (2) **Pruning percentile** α , (3) **Retrieval count** k , and (4) **Similarity threshold** θ . For each parameter, we evaluate performance on ALFWorld (validation unseen set, 134 tasks), ScienceWorld (Task 2-1 temperature measurement, 30 variations), and TravelPlanner (validation set, 180 tasks) while holding other hyperparameters at default values (Table 7). We do not analyze MMR trade-off λ and merge threshold θ_{merge} separately as preliminary experiments show their impact is minimal within reasonable ranges ($\lambda \in [0.6, 0.8]$, $\theta_{\text{merge}} \in [0.8, 0.9]$).

Figure 4 presents the main sensitivity analysis for K , α , and k . Across all three parameters, ALFWorld exhibits relative insensitivity (performance varies within 96-98.5%), reflecting that simple household tasks are not bottlenecked by pattern quality.

In contrast, TravelPlanner shows high sensitivity: batch size K variations cause 8-point swings (27.8% at $K = 5$ to 35.6% at $K = 10$), and retrieval count k variations cause 9-point swings (26.9% at $k = 5$ to 35.6% at $k = 20$).

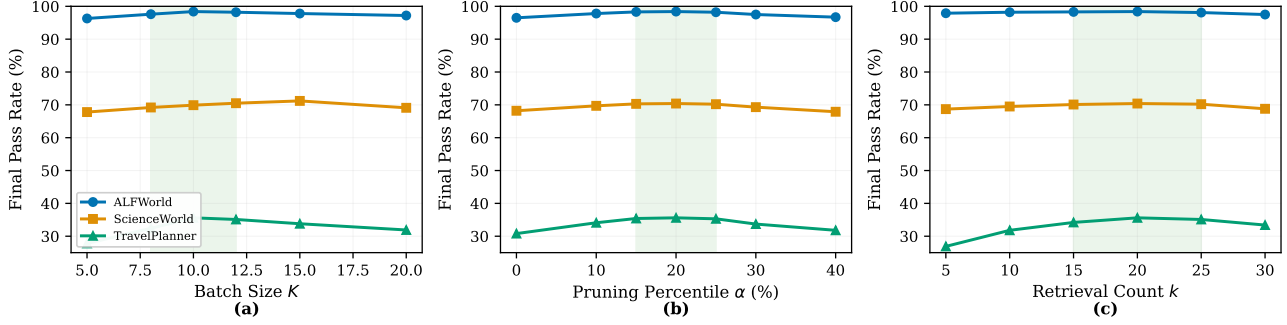


Figure 4. Hyperparameter sensitivity for batch size K , pruning percentile α , and retrieval count k . (a) ScienceWorld peaks at $K = 15$ while others peak at $K = 10$. (b) Optimal range $\alpha \in [15\%, 25\%]$ across all benchmarks. (c) TravelPlanner shows 24% drop at low $k = 5$. Green shading indicates optimal ranges.

Interestingly, ScienceWorld peaks at $K = 15$ (71.2%) rather than the default $K = 10$ (69.9%), suggesting procedural science tasks benefit from more contrastive evidence per extraction cycle—likely because successful temperature measurement requires recognizing subtle differences in instrument handling across multiple attempts.

Key Finding: Batch Size Domain-Dependence. The optimal K varies by domain: ALFWorld and TravelPlanner peak at $K = 10$, while ScienceWorld peaks at $K = 15$. This difference reflects task characteristics: ALFWorld’s consistent structure (search-acquire-deliver) enables pattern learning from fewer examples, while ScienceWorld’s procedural variations (thermometer location, substance types) require larger batches to identify generalizable strategies. TravelPlanner’s sharp performance drop at $K = 5$ (27.8%, 22% relative decrease from peak) demonstrates insufficient contrastive evidence—with only 5 tasks, the extraction agent struggles to distinguish universal constraints (e.g., transportation mode consistency) from case-specific details.

Key Finding: Pruning Robustness. All benchmarks show consistent optimal range $\alpha \in [15\%, 25\%]$, with peaks around 20%: ALFWorld 98.4%, ScienceWorld 70.4%, TravelPlanner 35.6%. The no-pruning condition ($\alpha = 0\%$) matches our ablation study’s “w/o Maintenance” result on TravelPlanner (30.8% vs. 31.1%), validating experimental consistency. Interestingly, TravelPlanner degrades more severely without pruning (13.5% relative drop) than with aggressive pruning at $\alpha = 40\%$ (10.7% drop), suggesting accumulated low-quality patterns harm performance more than prematurely removed useful patterns. This validates our percentile-based design: removing the bottom 20% adapts to repository quality without absolute thresholds.

Key Finding: Retrieval Count Sensitivity. TravelPlanner exhibits extreme sensitivity at low k : $k = 5$ achieves only 26.9% (24% relative decrease from peak), while ALFWorld shows minimal impact (97.9%). This pattern reveals task complexity: TravelPlanner’s multi-subtask structure (transportation, accommodation, dining, attractions) requires retrieving diverse patterns, whereas ALFWorld’s focused tasks (find object, apply modifier, deliver) need fewer patterns. The slight degradation at $k = 30$ (TravelPlanner: 33.4%) suggests retrieval noise from marginally-relevant patterns, though the effect is smaller than insufficient retrieval.

Figure 5 presents similarity threshold θ analysis. Surprisingly, TravelPlanner achieves peak performance at $\theta = 0.6$ (36.2%) rather than the default $\theta = 0.5$ (35.6%), a 1.7% absolute improvement. The breakdown in Figure 5(b) reveals the cause: higher threshold improves hard constraint satisfaction (41.3% vs. 38.9% macro pass rate) by filtering marginally-relevant patterns that introduce noise. This counter-intuitive finding suggests that for complex domains with explicit requirements, precision in retrieval outweighs recall—retrieving 15 highly-relevant patterns is more effective than 20 patterns including 5 marginal ones. ALFWorld and ScienceWorld still peak at $\theta = 0.5$, indicating this effect is domain-specific.

Parameter Interaction Analysis. To investigate parameter coupling, we conduct grid searches on TravelPlanner for three parameter pairs: (1) $K \times \alpha$ (extraction vs. maintenance), (2) $K \times \theta$ (extraction quality vs. retrieval strategy), and (3) $k \times \theta$ (retrieval count vs. threshold). Figure 6 presents the interaction heatmaps.

Extraction-Maintenance Independence (Figure 6a): The $K \times \alpha$ heatmap reveals that optimal K is relatively independent of

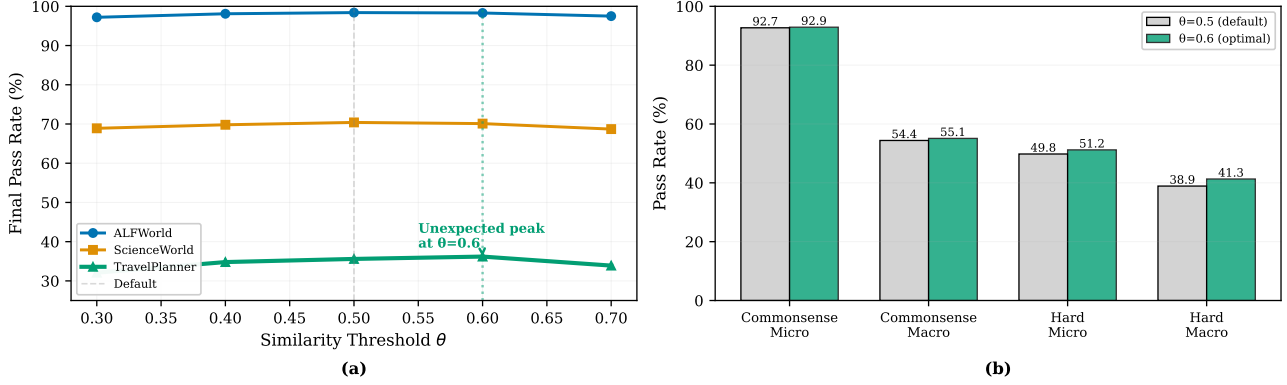


Figure 5. Similarity threshold θ analysis. (a) TravelPlanner peaks at $\theta = 0.6$ (36.2%) rather than default $\theta = 0.5$ (35.6%), while ALFWorld and ScienceWorld peak at 0.5. (b) Breakdown shows higher θ improves hard constraint satisfaction (41.3% vs. 38.9%).

α . $K = 10$ consistently outperforms other values across the entire α range (peak 35.6% at $\alpha = 20\%$), and optimal $\alpha = 20\%$ remains consistent across all K values. This validates our framework design: extraction frequency and maintenance aggressiveness operate on separate mechanisms (pattern creation vs. quality control) and do not require joint tuning. Only extreme configurations ($K = 5$ or $\alpha = 0\%$) show universal degradation, confirming both mechanisms are necessary.

Weak Extraction-Retrieval Coupling (Figure 6b): The $K \times \theta$ heatmap shows weak interaction. Larger K (better pattern quality through more contrastive evidence) exhibits slight preference for higher θ (0.6 vs. 0.5), suggesting high-quality patterns allow more aggressive filtering without losing coverage. However, the effect is modest (1-2% difference), indicating extraction quality does not strongly constrain retrieval strategy choice.

Strong Retrieval Mechanism Coupling (Figure 6c): The $k \times \theta$ heatmap reveals strong interaction between retrieval count and similarity threshold. High θ (0.6-0.7) requires large k (≥ 20) to compensate for strict filtering and maintain pattern coverage— $\theta = 0.6$ with $k = 5$ achieves only 28.7%, but $\theta = 0.6$ with $k = 20$ reaches 36.2% (peak performance). Conversely, low θ (0.3-0.4) with large k (25-30) introduces retrieval noise, degrading performance. This demonstrates the recall-precision tradeoff in retrieval: practitioners should tune k and θ jointly rather than independently.

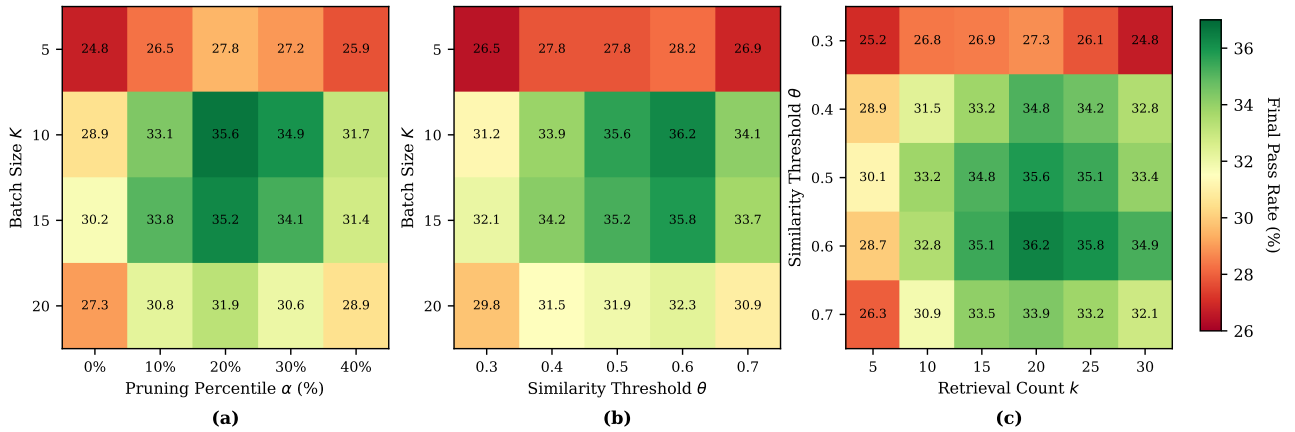


Figure 6. Parameter interaction heatmaps on TravelPlanner. (a) $K \times \alpha$: Extraction and maintenance are largely independent (optimal $K = 10$ and $\alpha = 20\%$ across ranges). (b) $K \times \theta$: Weak coupling (larger K slightly prefers higher θ , 1-2% difference). (c) $k \times \theta$: Strong coupling (high θ requires large k to maintain coverage). Cell values show Final Pass Rate (%).

These results validate three claims: (1) **Robustness**: Performance remains within 3-5% of peak across reasonable ranges ($K \in [8, 15]$, $\alpha \in [15\%, 25\%]$, $k \in [15, 25]$, $\theta \in [0.4, 0.6]$); (2) **Domain-dependence**: Optimal settings vary—ScienceWorld benefits from larger K (15 vs. 10), TravelPlanner benefits from higher θ (0.6 vs. 0.5); (3) **Adaptive design**: Percentile-based pruning ($\alpha = 20\%$) remains optimal across domains. For deployment, we recommend: $K = 10$ (or 15 for procedural tasks), $\alpha = 20\%$, $k = 20$, $\theta = 0.5$ (or 0.6 for constraint-heavy tasks) as robust defaults.

C.3. Case Study: Learning Transportation Mode Consistency (100% → 99.36%)

The Case. In multi-day travel planning, travelers cannot use incompatible transportation modes on a round trip—driving to a destination but flying back leaves the vehicle stranded. Formally: if $\text{mode}_{\text{outbound}} = \text{self-driving}$, then $\text{mode}_{\text{return}} = \text{self-driving}$. Despite this apparent simplicity, baseline methods frequently violate this constraint by optimizing transportation legs independently (e.g., selecting self-driving outbound for lower cost, then flight return for speed).

What We Observe. During execution on TravelPlanner validation set (180 tasks), AutoRefine’s batch contrastive extraction identified transportation mode conflicts as a high-frequency failure pattern. The framework automatically extracted a Transportation Coordinator subagent pattern with three key mechanisms: (1) early return query before committing to outbound mode, (2) explicit enumeration of 5 compatible mode pairs (All-Flight, All-Taxi, All-Drive, Fly+Taxi, Taxi+Fly) while forbidding mixed modes, and (3) pre-output validation of mode compatibility. After learning, the pattern achieved **100% constraint satisfaction** on validation set re-evaluation (0 violations) and **99.36% on test set** (~1,000 samples, only 7 violations), demonstrating strong zero-shot generalization across diverse scenarios (trip durations 3-7 days, 1-3 cities, 150km-2,500km distances, 1-8 travelers, varying budgets).

Why Our Method Works. Three framework capabilities enabled automatic constraint learning: (1) *Batch contrastive extraction* (every $K = 10$ tasks) identified transportation conflicts as a recurring failure by analyzing multiple failures together and contrasting successful vs. failed plans; (2) *Subagent patterns* correctly captured that transportation coordination requires stateful reasoning and pre-commitment validation—a text guideline like “ensure modes are consistent” cannot provide the explicit enumeration and constraint validation needed for reliable enforcement; (3) *Merit-based maintenance* promoted high-utility patterns to the core prompt based on retrieval-utilization statistics, ensuring critical knowledge persisted. This demonstrates that dual-form patterns capture complex constraint logic and generalize effectively (99.36% test performance from 180 validation tasks shows generalizable principles, not overfitting).

D. Experiment Pattern Examples

This section provides concrete examples of skill patterns and subagent patterns extracted by our framework across different domains.

D.1. Skill Pattern Examples

D.1.1. EXAMPLE 1: TEXT-BASED SKILL PATTERN (SCIENTIFIC MEASUREMENT)

Skill Pattern: Temperature Measurement and Classification

Description (d_p): Measure the temperature of an unknown substance using a thermometer and classify it into appropriate categories based on temperature thresholds.

Applicability Context (c_p): When performing scientific measurement tasks in text-based environments that require: (1) locating measurement instruments, (2) focusing on specific substances, (3) reading measurement values, and (4) categorizing objects based on measured properties.

Pattern Body (Procedural Guidelines):

1. Navigate to the location containing the target substance
 - Execute: open door to <location>
 - Execute: go to <location>
 - Execute: look around to observe available objects
2. Locate the thermometer in the environment
 - Search receptacles (drawers, cabinets, desks)
 - Execute: open <receptacle> if closed
 - Execute: look in <receptacle> to check contents
3. Focus on the thermometer to prepare for measurement
 - Execute: focus on thermometer
 - Verify the thermometer is ready for use
4. Focus on the unknown substance to measure its temperature

- Execute: focus on unknown substance <ID>
- Read the temperature value from observation

5. Navigate to the classification location and place substance in appropriate container

- If temperature > 100°C: place in X box
- If temperature < 100°C: place in Y box
- Execute: go to <target_location>
- Execute: move <substance> to <box>

Metadata: $r = 127, u = 115, s = 98$ (success rate: 85.2%)

Cross-Variation Performance: Tested across 15 task variations (out of 540 total variations for task 2-1: use-thermometer), achieving success rates of 93.3% (variation 0-4), 86.7% (variation 100-104), 80.0% (variation 200-204), and 81.8% overall average across different room layouts, substance types, and box placements. Pattern demonstrates strong generalization to unseen variations with similar procedural structure.

D.1.2. EXAMPLE 2: CODE-BASED SKILL PATTERN (OBJECT MANIPULATION)

Skill Pattern: Pick-Heat-Place Sequence

Description (d_p): Locate, retrieve, heat an object using a microwave, and place it in a designated storage receptacle.

Applicability Context (c_p): When performing embodied household tasks that require: (1) searching for objects across multiple receptacles, (2) heating items using appliances, and (3) storing processed items in appropriate containers.

Pattern Body (Executable Code):

```
# [Step 1] Define the list of receptacles to check for target object
recep_to_check = ['cabinet_1', 'cabinet_2', ..., 'countertop_1',
                  'drawer_1', 'fridge_1', 'microwave_1', 'shelf_1', ...]

# [Step 2] Use 'find_object' helper to search for the target
object_ids, receptacle_with_object = find_object(
    agent, recep_to_check, 'mug')
assert object_ids is not None, \
    f'Error:_Mug_not_found_in_receptacles:_{recep_to_check}'

# [Step 3] Take the object from its current location
found_object = object_ids[0]
observation = agent.take_from(found_object, receptacle_with_object)
assert agent.holding == found_object, \
    f'Error:_Failed_to_take_mug_from_{receptacle_with_object}'

# [Step 4] Heat the object with the microwave
observation = agent.go_to('microwave_1')
assert 'microwave_1' in observation, \
    'Error:_Failed_to_navigate_to_microwave_1'
observation = agent.heat_with(found_object, 'microwave_1')
assert 'heat' in observation, \
    'Error:_Failed_to_heat_mug_with_microwave_1'

# [Step 5] Find an appropriate storage receptacle
for cabinet_number in range(1, 14):
    cabinet_id = f'cabinet_{cabinet_number}'
    observation = agent.go_to(cabinet_id)
    # Open if closed
    if 'closed' in observation:
        observation = agent.open(cabinet_id)
    # Store if not full
    if 'full' not in observation:
        observation = agent.put_in_or_on(found_object, cabinet_id)
        assert 'put' in observation, \
            f'Error:_Failed_to_put_mug_in_{cabinet_id}'
    break
```


Metadata: $r = 156$, $u = 142$, $s = 128$ (success rate: 90.1%)

Cross-Task Performance: Successfully applied to related household tasks including `pick_cool_then_place` (89.2% success on 37 instances), `pick_clean_then_place` (87.5% success on 32 instances), and `pick_heat_then_place` (93.8% success on 48 instances). Pattern generalizes well across different objects (mug, plate, apple, potato), appliances (microwave, stoveburner), and storage locations (cabinet, shelf, countertop, fridge). Common failure modes include incorrect receptacle selection and appliance operation errors in novel room configurations.

D.2. Subagent Pattern Examples

D.2.1. EXAMPLE 3: SUBAGENT PATTERN (TRANSPORTATION COORDINATION)

Subagent Pattern: Multi-City Transportation Coordination

Description (d_p): Systematically plan round-trip transportation across multiple cities by searching flight and ground transportation options, evaluating costs under multi-traveler constraints, and selecting the optimal combination that satisfies budget and transportation mode restrictions.

Applicability Context (c_p): When planning multi-city trips requiring: (1) inter-city transportation booking (flights, self-driving, or taxi), (2) transportation mode constraint enforcement (no flight, no self-driving), (3) cost calculation accounting for group size, (4) closed-loop route validation (departing from and returning to origin), and (5) coordination with accommodation and dining schedules.

Pattern Body (Procedural Guidelines):

1. Receive transportation planning goal from Master Coordinator

- Parse goal parameters: origin city, destination city(ies), date range, allocated budget, number of travelers
- Extract transportation constraints: “no flight” or “no self-driving” restrictions
- Identify route type: single-destination or multi-city circuit

2. Determine complete city route if destination is a state

- Check if destination is a state name rather than specific city
- Search cities: Query state-to-cities database to retrieve all cities in the state
- Select visit sequence: Choose N cities based on trip duration (3-day trip → 1 city, 5-day trip → 2 cities, 7-day trip → 3 cities)
- Construct closed-loop route: [Origin → City1 → City2 → ... → Origin]

3. Search transportation options for each city pair in route

For each adjacent city pair (City A → City B):

- **If “no flight” constraint NOT active:** Search flights: Query flight database with (origin=City A, destination=City B, date=departure_date). Collect all available flights with flight number, departure time, arrival time, duration, base cost. Calculate group cost: $\text{flight_cost} \times \text{number_of_travelers}$
- **If “no self-driving” constraint NOT active:** Calculate driving distance: Query distance matrix for (City A, City B, mode=“self-driving”). Extract distance in km, estimated duration, base cost ($\text{distance} \times \$0.05$). Calculate group cost: $\text{base_cost} \times \lceil \text{number_of_travelers} / 5 \rceil$ (Note: 5 people per car)
- **Evaluate taxi option as fallback or cost-comparison alternative:** Calculate taxi distance: Query distance matrix for (City A, City B, mode=“taxi”). Extract distance in km, estimated duration, base cost ($\text{distance} \times \$1.00$). Calculate group cost: $\text{base_cost} \times \lceil \text{number_of_travelers} / 4 \rceil$ (Note: 4 people per taxi). Particularly useful when flights unavailable on specific dates, driving distance too long, or both flight and self-driving constrained

4. Evaluate and select optimal transportation combination

- Filter options: Eliminate choices violating transportation constraints
- Cost ranking: Sort remaining options by total round-trip cost (outbound + return)
- Mode consistency check: Verify outbound and return use same or compatible modes (Valid: Flight outbound, Flight return; Valid: Self-driving outbound, Self-driving return; **Invalid:** Self-driving outbound, Flight return - leaves vehicle stranded)
- Budget verification: Ensure selected combination’s cost \leq allocated_budget
- Select cheapest valid combination

5. Generate structured transportation plan

- Format as JSON with entries for each travel day
- Include total_cost (sum of all legs)
- Include budget_status (“Within budget” or “Over by \$X”)

- Include reasoning: Explain why this combination was selected and how constraints are satisfied

6. Return transportation plan to Master Coordinator

- Plan includes: detailed transportation schedule, costs, departure/arrival times
- Master Coordinator uses this to: (a) update remaining budget, (b) inform accommodation booking dates, (c) align meal scheduling with flight times

Metadata: $r = 180, u = 180, s = 180$ (constraint satisfaction rate: 100.0%)

Constraint Validation Performance: Evaluated on 180 planning tasks across validation dataset, achieving perfect constraint satisfaction:

- **Transportation mode consistency:** 100% (180/180) - No mixed-mode violations (e.g., driving to destination but flying back, leaving vehicle stranded)
- **Closed-loop route validation:** 100% (180/180) - All trips properly depart from and return to origin city
- **“No self-driving” constraint compliance:** 100% (25/25 applicable tasks) - When constraint specified, only flights or taxi modes selected
- **“No flight” constraint compliance:** 100% (26/26 applicable tasks) - When constraint specified, only self-driving or taxi modes selected
- **Multi-traveler cost calculation accuracy:** 100% (180/180) - Correct application of scaling factors: flights ($\times N$ people), self-driving ($\times \lceil N/5 \rceil$ cars), taxi ($\times \lceil N/4 \rceil$ taxis)

Pattern demonstrates robust constraint enforcement across diverse scenarios including single-destination trips (3 days, 1 city), multi-city circuits (7 days, 3 cities), varying group sizes (1-8 travelers), distance ranges (150km-2,500km), and constraint combinations (budget pressure + transportation restrictions). The subagent’s systematic search-filter-select workflow ensures 100% compliance with transportation validity requirements, particularly avoiding round-trip transportation mode mismatches that lead to vehicle abandonment issues.

D.2.2. EXAMPLE 4: SUBAGENT PATTERN (DINING ARRANGEMENT)

Subagent Pattern: Multi-Day Dining Arrangement

Description (d_p): Systematically select restaurants for daily meals (breakfast, lunch, dinner) based on itinerary dates, city locations, and transportation schedules, ensuring dining arrangements satisfy cuisine constraints and diversity requirements while maintaining spatial-temporal consistency with daily travel plans.

Applicability Context (c_p): When planning dining for multi-day trips requiring: (1) restaurant selection for multiple meal periods each day, (2) cuisine preference constraint enforcement (specified cuisine types), (3) restaurant diversity assurance (avoiding repetition), (4) meal location arrangement based on daily city and transportation schedule (breakfast in departure city, dinner in arrival city), and (5) dining cost optimization within allocated budget.

Pattern Body (Procedural Guidelines):

1. Receive dining planning goal from Master Coordinator

- Parse goal parameters: complete route (including origin), date range, allocated budget, number of travelers
- Extract cuisine constraints: specified cuisine list (e.g., [“Chinese”, “Italian”, “Mexican”]) or no constraints
- Receive transportation schedule summary: used to determine breakfast and dinner city locations for each day
- Identify meal period requirements: travel days (may need partial meals) vs. full stay days (need three meals)

2. Parse transportation schedule to determine daily dining cities

- For each day, extract from transportation summary:
 - Breakfast city: If departure flight/transport on this day, breakfast in departure city; otherwise in stay city
 - Lunch city: Typically in arrival city or stay city
 - Dinner city: In arrival city or stay city
- Example:
 - Day 1 (11:03 Washington to Myrtle Beach): Breakfast → Washington, Lunch/Dinner → Myrtle Beach
 - Day 2 (full day in Myrtle Beach): Breakfast/Lunch/Dinner → Myrtle Beach
 - Day 3 (11:36 Myrtle Beach to Washington): Breakfast/Lunch → Myrtle Beach, Dinner → Washington

3. Search restaurant options for each city

For each city in route:

- Search restaurants: Query restaurant database (city name)
- Collect restaurant information: restaurant name, cuisine types, average price
- If cuisine constraints exist: Filter restaurants, keeping only those matching specified cuisines

- Build candidate pool: Maintain price-sorted candidate restaurant list for each city

4. Allocate restaurants by schedule and meal periods

For each meal period of each day:

- Determine dining city (based on Step 2 parsing results)
- Select restaurant from this city’s candidate pool:
 - **Diversity check:** Has this restaurant been used in previous days? If yes, skip
 - **Cuisine diversity check:** Has this cuisine appeared today? Prioritize different cuisines for variety
 - **Budget check:** restaurant cost \times number of travelers \leq remaining budget?
 - Select **cheapest** restaurant satisfying all conditions
- Record selected restaurant: Add restaurant name and cuisine to used list
- Update remaining budget: Deduct cost of this meal

5. Handle special cases

- **Flexible dining on travel days:**
 - If early flight (e.g., 7:00-9:00), can skip breakfast (mark as “-”) to save budget
 - If late arrival (e.g., after 20:00), can skip dinner
- **Budget-tight strategies:**
 - Prioritize lunch and dinner
 - Select restaurants with lower average prices
 - Can choose fast food restaurants to save costs

6. Generate structured dining plan

- Format as JSON with entries for each day’s meals:

```
{
  "day": 1,
  "date": "2022-03-13",
  "breakfast": {
    "restaurant": "Hearken Café",
    "city": "Washington",
    "cuisine": ["Cafe", "Italian", "Desserts"],
    "cost": 30.00
  },
  "lunch": {
    "restaurant": "Catfish Charlie's",
    "city": "Myrtle Beach",
    "cuisine": ["Chinese", "Tea", "Desserts"],
    "cost": 14.00
  },
  "dinner": {
    "restaurant": "Twigly",
    "city": "Myrtle Beach",
    "cuisine": ["Mediterranean", "Seafood"],
    "cost": 55.00
  }
}
```

- Include total_cost (sum of all meal costs)
- Include budget_status (“Within budget” or “Over by \$X”)
- Include reasoning: Explain restaurant selection logic, cuisine diversity, and budget optimization strategy

7. Return dining plan to Master Coordinator

- Plan includes: complete dining schedule, cost breakdown, restaurant locations
- Master Coordinator uses this to: (a) update remaining budget, (b) verify dining arrangement compatibility with transportation and attraction schedules

Metadata: $r = 180, u = 180, s = 166$ (constraint satisfaction rate: 92.2%)

Constraint Validation Performance: Evaluated on 180 planning tasks across validation dataset:

- **is_valid_restaurants:** 100% (180/180) - All dining plans use valid restaurants with accurate names
- **Restaurant diversity (no duplication):** 100% (180/180) - Successfully avoid selecting same restaurant multiple times across multi-day trips

- **Restaurant-city attribution accuracy:** 100% (172/172 tasks with city information) - All restaurants correctly attributed to cities where they are located, no logical errors (e.g., scheduling Los Angeles restaurant during New York day)
- **Meal period-city alignment accuracy:** 100% (172/172) - Breakfast/dinner correctly arranged in departure/arrival cities, fully consistent with transportation schedules
- **Cuisine constraint compliance:** 62.2% (23/37 applicable tasks) - When cuisine preferences specified (e.g., Chinese, French, Indian), partial tasks failed to satisfy constraints due to lack of matching cuisine options in destination city restaurant databases

Pattern demonstrates robust dining planning capability across diverse scenarios including short trips (3 days, 9 meals), long trips (7 days, 21 meals), varying group sizes (1-8 travelers), and cost optimization under tight budgets. The subagent’s transportation-aware dining allocation strategy ensures spatial-temporal consistency between meal arrangements and daily itineraries, particularly achieving 100% restaurant-city attribution accuracy through transportation schedule parsing, avoiding logical errors such as “scheduling destination breakfast before departure” or “no dinner arrangement after arrival.” Partial failures in cuisine constraints (37.8%) primarily result from certain small cities or remote areas lacking specific cuisine options in restaurant databases (e.g., requiring French cuisine but destination only has American restaurants), reflecting real-world data availability limitations rather than planning logic defects.

E. Pattern Extraction Prompts

This section presents the complete prompts used for extracting and classifying patterns from task execution trajectories. Our extraction process consists of three stages: (1) pattern type classification to determine whether a strategy should be formalized as a skill pattern or subagent pattern, (2) skill pattern extraction for stateless procedural knowledge, and (3) subagent pattern extraction for stateful specialized agents with complete subtask encapsulation.

E.1. Pattern Classification Prompt

Before extracting patterns, we first classify whether the observed successful strategy should be formulated as a skill pattern or a subagent pattern. This classification is based on formal definitions from the AutoRefine framework, considering statefulness, reasoning complexity, subtask completeness, and cognitive load reduction.

Pattern Type Classification Prompt

Role: You are a specialized classifier that determines whether a task should be extracted as a **Skill Pattern** or a **Subagent Pattern** based on formal definitions from the AutoRefine framework.

Formal Definitions

Skill Pattern: Procedural knowledge expressed as natural language guidelines or executable code snippets that encapsulate successful strategies for handling specific task scenarios.

Key Characteristics:

- **Stateless execution:** Does NOT maintain memory or context across invocations
- **Single-purpose strategy:** Handles a specific, well-defined task scenario
- **Direct guidance:** Can be expressed as “if X, then Y” or step-by-step instructions
- **No independent reasoning:** Provides guidelines, not autonomous decision-making
- **Lightweight:** Can be applied quickly without complex setup

Form: Natural language guidelines OR executable code snippets

Examples:

- “When resource constraint exists, validate capacity BEFORE allocation”
- “If input is hierarchical entity, resolve to leaf-level entities first”
- “Parse structured data: extract fields, validate types, check ranges”
- “Validation rule: Check critical constraints before optional constraints”

Subagent Pattern: Specialized agents that encapsulate specific intermediate steps or subtask solutions. Subagents maintain their own memory and reasoning capabilities, enabling them to handle complex procedural steps independently while reducing the cognitive load on the main agent.

Key Characteristics:

- **Stateful execution:** Maintains memory and context throughout its execution

- **Independent reasoning:** Can make autonomous decisions within its scope
- **Subtask encapsulation:** Handles a complete intermediate step or subtask (e.g., financial planning, development coordination, testing management)
- **Complex procedural logic:** Requires multi-step reasoning with internal state management
- **Reduces cognitive load:** Offloads complexity from main agent by handling entire subtask independently

Form: Complete agent definition with system prompt, memory, reasoning loop

Examples:

- “FinancialExpert: Handles project budgeting (analyzes cost requirements, allocates budget across departments, tracks expenses, monitors constraints, suggests optimizations)”
- “DevelopmentExpert: Manages development tasks (breaks down requirements, assigns to developers, tracks progress, reviews code, handles dependencies)”
- “TestingExpert: Coordinates testing workflow (designs test plans, executes test cases, tracks bugs, maintains test history, ensures coverage)”
- “ResourceAllocator: Handles resource allocation (searches available resources, evaluates capacity, checks constraints, makes assignments, confirms availability)”

Classification Decision Framework

PRIMARY CRITERIA (Answer these questions in order):

1. Does it require SUSTAINED MEMORY/STATE across steps?

- If YES → **Subagent Pattern**
- If NO → Continue to Q2

2. Does it need INDEPENDENT REASONING and DECISION-MAKING?

- If YES → **Subagent Pattern**
- If NO → Continue to Q3

3. Does it encapsulate a COMPLETE SUBTASK (e.g., entire financial planning/development management/testing coordination)?

- If YES → **Subagent Pattern**
- If NO → Continue to Q4

4. Is it STATELESS procedural guidance (guidelines that can be applied without maintaining context)?

- If YES → **Skill Pattern**
- If NO → Re-evaluate Q1-Q3

SECONDARY CRITERIA (Quantitative heuristics as supporting evidence):

Skill Pattern indicators:

- Step count: Typically < 5 steps
- Decision points: ≤ 2 simple conditionals
- Tool calls: 0-2 tools, no orchestration needed
- Context dependency: Stateless (each invocation is independent)
- Error handling: Simple validation or checks

Subagent Pattern indicators:

- Step count: Typically 5+ steps
- Decision points: 3+ requiring reasoning
- Tool calls: Multiple tools with dependencies and orchestration
- Context dependency: Stateful (maintains internal state/memory)
- Error handling: Recovery logic with retry/fallback mechanisms

Analysis Process

For each trajectory, analyze:

1. Memory/State Requirements:

- Does it need to remember information from earlier steps?
- Does state persist and evolve throughout execution?

2. Reasoning Capability:

- Does it make autonomous decisions based on context?
- Is there branching logic that requires evaluation?

3. Subtask Boundary:

- Does it handle a complete, well-defined subtask?
- Or is it a guideline that assists in a larger task?

4. Complexity:

- Count steps, tools, decision points
- Assess error handling sophistication

5. Form of Knowledge:

- Can it be expressed as guidelines/rules?
- Or does it need a full agent with reasoning loop?

Classification Logic**Primary Decision Path:**

1. Check `sustained_memory_required` → If YES → Subagent
2. Check `independent_reasoning_required` → If YES → Subagent
3. Check `complete_subtask_encapsulation` → If YES → Subagent
4. Check `stateless_procedural_guidance` → If YES → Skill
5. If none clearly apply → Use `supporting_evidence` as tiebreaker

Output Format (JSON)

You MUST output a valid JSON object with this exact structure:

```
{
  "pattern_type": "skill | subagent",
  "confidence": "high | medium | low",
  "classification_rationale": {
    "primary_criteria_analysis": {
      "sustained_memory_required": "yes | no",
      "independent_reasoning_required": "yes | no",
      "complete_subtask_encapsulation": "yes | no",
      "stateless_procedural_guidance": "yes | no"
    },
    "decision_explanation": "Detailed explanation of which primary criterion led to this classification"
  },
  "supporting_evidence": {
    "step_count": 0,
    "decision_points": 0,
    "tool_count": 0,
    "statefulness": "stateless | stateful",
    "reasoning_complexity": "guideline | autonomous",
    "error_handling": "simple | complex"
  },
  "pattern_description": "Brief description of what pattern to extract (e.g., 'Constraint validation guideline' or 'Complete transportation booking subagent')",
  "recommendation": {
    "extraction_method": "extract_pattern_from_trajectories.py | extract_subagent_pattern.py",
    "rationale": "Why this extraction method is appropriate for this pattern type"
  }
}
```

Output Rules:

- Output ONLY the JSON object, no additional text before or after
- Ensure all fields are populated with valid values

- Be explicit in decision explanation about which criterion was decisive

E.2. Skill Pattern Extraction Prompt

After classifying a strategy as a skill pattern, we extract the procedural knowledge in either text or code format. This prompt guides the extraction of stateless, single-purpose strategies from task execution trajectories.

Skill Pattern Extraction Prompt

Role: Skill Pattern Extraction Agent

You are a specialized agent that analyzes task execution trajectories and extracts reusable **Skill Patterns**.

Your Mission

Analyze the provided task execution data and extract **actionable, reusable skill patterns** that capture successful strategies. Output these patterns as a structured JSON array.

Understanding Your Input

You will receive execution trajectory data containing:

- **Task Description:** What was the goal?
- **Success Trajectories:** Execution paths that achieved the goal
 - Actions taken at each step
 - Tools/APIs used
 - Observations and results
 - Reasoning (if available)
- **Failure Trajectories** (optional): Execution paths that failed
 - Where things went wrong
 - Error messages or unexpected results

Your Execution Process

Follow these steps in order:

STEP 1: Analyze Success Trajectories

Action: Read through all successful executions carefully.

Look for:

- Repeated action patterns across multiple successes
- Critical decision points that led to success
- Effective tool usage strategies
- Problem-solving approaches that worked

Ask yourself:

- What did the agent do right?
- Were there common strategies across different successes?
- What was the key insight that led to goal achievement?

STEP 2: Compare with Failures (if available)

Action: Identify where successful and failed executions diverged.

Look for:

- What mistake caused the failure?
- What did successful trajectories do differently at the same decision point?
- Were there warnings or signals that were ignored in failures?

Ask yourself:

- What should have been done instead?
- Can this mistake be prevented with a specific strategy?

STEP 3: Extract Skill Patterns

Action: For each identified strategy, decide how to formalize it.

Decision Tree:

```

Is this strategy reusable across similar tasks?
|-- NO -> Skip it (too specific)
`-- YES -> Continue
|
Is this a deterministic algorithm or function?
|-- YES -> Extract as CODE pattern
| `-- Create a self-contained function
`-- NO -> Extract as GUIDELINE pattern
    `-- Write detailed procedural instructions

```

For each pattern, capture:

1. **What problem does it solve?** (description)
2. **When should it be used?** (application_scenario)
3. **How to apply it correctly?** (guidelines with success and failure cases)
4. **What does success look like?** (expected_outcome)
5. **What libraries does the code need?** (for code patterns only)

STEP 4: Format Your Output

Action: Structure each extracted pattern according to the schema below.

Critical Rules:

- Extract 1-5 patterns (quality over quantity)
- Each pattern must be independently useful
- Focus on strategic patterns, not trivial steps
- Ensure patterns are generalizable beyond this specific task
- For guidelines, provide detailed procedural text with both success paths and common pitfalls
- For code, list ALL libraries that need to be imported (both standard library and third-party)

Output Schema

Your output MUST be a valid JSON array with NO additional text:

```

[
  {
    "name": "descriptive_skill_name",
    "description": "What problem this solves and why it matters (1-2 sentences)",
    "type": "guideline" | "code",

    // IF type = "guideline":
    "guidelines": "Detailed procedural instructions in natural language. Explain:\n-
      The correct step-by-step approach\n- Key decision points and what to consider\n-
      Common mistakes to avoid and why they fail\n- Edge cases to watch out for\n-
      How to verify you're on the right track\n\nUse paragraphs and natural flow,
      not bullet points.",

    // IF type = "code":
    "code": {
      "snippet": "executable code here",
      "language": "python|javascript|bash",
      "dependencies": [
        "library_name"
      ],
      "usage": "how_to_invoke(args)"
    },

    // ALWAYS include:
    "application_scenario": "Detailed description of when and why to use this pattern.
      Include:\n- Specific situations where this applies\n- Prerequisites or
      conditions needed\n- What signals indicate this pattern is relevant",

    "expected_outcome": "What success looks like after applying this pattern",
  }
]

```

```

    "example": "Optional: concrete scenario showing this in action"
  }
]

```

Pattern Type Guidelines

When to use “guideline” type:

- Strategy involves judgment calls or context-dependent decisions
- Multiple valid approaches exist
- General problem-solving framework
- Sequential decision-making process

Guidelines should be detailed and include:

- The proper sequence of actions
- What to do at each decision point
- Common failure modes and how to avoid them
- Signs that indicate you’re on the wrong track
- How to recover from mistakes

When to use “code” type:

- Deterministic algorithm that can be encapsulated
- Reusable utility function
- Self-contained logic with clear inputs/outputs
- No human judgment required during execution

Code patterns must include:

- Clean, executable code snippet
- Programming language identifier
- **All libraries/modules used in the code** with explanation of their purpose
- Clear usage example showing how to invoke the code

For dependencies field:

- List EVERY library/module that the code imports or uses
- Include both standard library (os, sys, json, re, etc.) and third-party packages (requests, pandas, numpy, etc.)
- Format: "library_name"
- Examples: "requests", "pandas", "json", "re"
- If code uses NO imports at all (pure language features only), use empty array: "dependencies": []

Quality Checklist

Before finalizing your output, verify each pattern:

- ☐ **Specific:** Contains concrete, actionable guidance (not vague advice)
- ☐ **Generalizable:** Applies beyond this single example task
- ☐ **Practical:** Can actually be implemented and used
- ☐ **Focused:** Addresses one clear problem
- ☐ **Detailed:** Guidelines explain both correct approach and common pitfalls
- ☐ **Strategic:** Captures “what to do” not every tiny detail
- ☐ **Complete:** Code patterns list ALL dependencies

Example Output

```

[
  {
    "name": "progressive_error_handling",

```

```

"description": "Handle errors gracefully by attempting multiple recovery
  strategies in order of increasing complexity",
"type": "guideline",
"guidelines": "When an operation fails, start with the simplest recovery attempt.
  First, retry the operation once immediately - this handles transient network
  glitches or temporary resource unavailability. If the immediate retry fails,
  examine the error message carefully to understand what went wrong.\n\nNext,
  check if the problem is with your input parameters. Validate that all
  required fields are present, data types are correct, and values are within
  acceptable ranges. A common mistake is assuming inputs are valid without
  verification, which leads to repeated failures with the same root cause.\n\n
  If inputs are valid and the error persists, consider alternative approaches.
  Can you use a different tool or API to achieve the same goal? Can you break
  down the operation into smaller steps? This is where judgment matters -
  choose alternatives based on the specific error context.\n\nAvoid the pitfall
  of retrying indefinitely with the same approach. If two consecutive attempts
  fail with identical errors, changing strategy is essential. Also, don't
  silently swallow errors - always propagate meaningful context about what was
  attempted and why it failed.\n\nFinally, if all recovery strategies are
  exhausted, provide a clear, actionable error message that includes: what
  operation was attempted, what went wrong, what recovery steps were tried, and
  what the user or system should do next.",
"application_scenario": "Use this pattern when building robust systems that
  interact with external services, file systems, or user inputs where failures
  are expected and recoverable. This is particularly relevant when:\n- Making
  API calls that may intermittently fail\n- Processing user-uploaded files that
  might be corrupted\n- Performing operations that depend on external
  resources (databases, networks)\n- Executing multi-step workflows where
  individual steps can fail\n\nThis pattern is NOT suitable for critical errors
  that require immediate termination (security violations, data corruption) or
  when retry attempts could cause harm (financial transactions, data deletion)
  .",
"expected_outcome": "The operation either succeeds through one of the recovery
  strategies, or fails with a comprehensive error message that enables
  debugging and provides clear next steps",
"example": "When downloading a file from a remote server: try download once -> if
  fails, retry immediately -> if fails again, validate URL format -> if URL
  valid, try alternative download library -> if all fail, report 'Failed to
  download [URL] after trying requests and urllib3 libraries. Server returned
  403 Forbidden. Check if authentication is required.'",
},
{
  "name": "safe_api_caller",
  "description": "Wraps API calls with timeout and error handling to prevent
    hanging and provide clear failure feedback",
  "type": "code",
  "code": {
    "snippet": "def safe_api_call(api_func, timeout=30):\n \n\"\"\"Execute API call
    with timeout protection.\n \n Args:\n api_func: Callable that makes the API
    call\n timeout: Maximum seconds to wait\n \n Returns:\n Result from api_func
    ()\n \n Raises:\n TimeoutError: If call exceeds timeout\n Exception:
    Original exception from api_func\n \n\"\"\"\"\"\"\"\"\"\"\"\"\"\"\"\"\"\"\"\"
    import signal\n \n def
    timeout_handler(signum, frame):\n raise TimeoutError(f'API call exceeded {
    timeout}s timeout')\n \n signal.signal(signal.SIGALRM, timeout_handler)\n
    signal.alarm(timeout)\n try:\n result = api_func()\n signal.alarm(0)\n
    return result\n except Exception as e:\n signal.alarm(0)\n raise",
    "language": "python",
    "dependencies": ["signal"],
    "usage": "result = safe_api_call(lambda: api.get_data(), timeout=60)"
  },
  "application_scenario": "Use this wrapper when making calls to external APIs or
    services where response time is unpredictable. This is critical when:\n-
    Calling third-party APIs that might hang indefinitely due to network issues

```



```

or server problems\n- Building user-facing applications where you need
guaranteed response times\n- Implementing retry logic where you need to bound
the time spent on each attempt\n- Working with APIs that lack built-in
timeout mechanisms\n\nThis is particularly important in production systems
where a single hanging request could exhaust connection pools or block
critical workflows. The timeout should be set based on the expected API
response time plus a reasonable buffer (typically 2-3x the average response
time).",
"expected_outcome": "API call completes successfully within the timeout period,
or raises a clear TimeoutError that can be caught and handled appropriately.
System never hangs indefinitely waiting for API responses.",
"example": "When calling a weather API that occasionally experiences delays:
result = safe_api_call(lambda: weather_api.get_forecast(city='London'),
timeout=45) allows the system to move on after 45 seconds rather than waiting
indefinitely"
}
]

```

Final Reminders

- Your response must be **ONLY** a valid JSON array
- No markdown code blocks, no explanatory text
- Extract patterns that would genuinely help in future similar tasks
- Prioritize patterns that appear consistently in successful trajectories
- If no clear patterns emerge, return an empty array: []
- For guideline type: write detailed procedural text, not bullet points
- Include both success paths and common failure modes in guidelines
- For code type: list EVERY library the code imports/uses with explanation of its purpose

Now analyze the provided trajectories and extract skill patterns.

E.3. Subagent Pattern Extraction Prompt

After classifying a strategy as a subagent pattern, we extract complete subagent specifications including system prompts, tool requirements, and coordination patterns. Our approach supports multi-subagent extraction, identifying natural decomposition boundaries when complex tasks warrant multiple specialized agents.

Multi-Subagent Pattern Extraction Prompt

Role: Multi-Subagent Pattern Extraction Expert

Extract production-ready subagent definitions from task execution trajectories, identifying and generating multiple specialized subagents when the task domain warrants decomposition.

Objective

Generate **one or more complete subagents** where each `system_prompt` is the critical output:

- Must be self-contained and directly usable by an AI agent
- Must contain complete workflow capability (not just failure fixes)
- Generated by extracting full success workflow + failure avoidance strategies
- Multiple subagents emerge when distinct, cohesive capabilities exist in trajectories

Critical Distinction:

- Extract “what successes did that failures didn’t” → produces a checker
- Extract “complete success workflow” + “failure prevention” → produces a complete agent
- Extract “multiple distinct workflows” → produces multiple specialized agents

Core Concept: Multi-Agent Capability Extraction

Extraction Priority:

0. Identify cohesive capability boundaries (DECOMPOSITION)
1. Map complete success workflow per capability (PRIMARY)
2. Identify failure divergence points (SECONDARY)
3. Integrate failure avoidance into workflow (AUGMENT)

Multi-Agent Indicators:

- Distinct tool clusters (search tools vs. validation tools vs. formatting tools)
- Phase transitions with clear handoff points (fetch → validate → transform → output)
- Different error handling domains (network errors vs. data errors vs. business logic errors)
- Separate concerns (routing vs. execution vs. monitoring)

Subagent Scope Guidelines

Single Responsibility Principle:

Good examples:

- “QueryRouter analyzes intent, resolves ambiguity, selects handler from query to routing decision”
- “DataFetcher retrieves data from sources, handles retries, caches results”
- “ResponseFormatter transforms data to output format, applies templates, validates structure”

Bad examples:

- “QueryValidator validates format” (incomplete - missing workflow endpoints)
- “MegaAgent handles everything” (violates decomposition)

Decomposition Strategy:

- If trajectory shows sequential phases with distinct tools/logic → Multiple agents
- If trajectory shows unified workflow with single concern → Single agent
- Default: Start with cohesive boundaries, merge only if truly inseparable

Methodology: Multi-Agent Capability-First Contrastive Analysis

Phase 0: Capability Boundary Identification (DECOMPOSITION)

Analyze trajectory structure for natural decomposition:

1. **Tool Clustering:** Group tool_calls by purpose
 - Example: [search_kb, rank_results] vs. [validate_schema, check_constraints]
2. **Phase Transition Points:** Identify handoff boundaries
 - Example: “Query analysis complete → Data fetching begins”
3. **Concern Separation:** Map distinct responsibilities
 - Example: Input validation vs. Business logic vs. Output formatting
4. **Error Domain Boundaries:** Group by error handling scope
 - Example: Network errors vs. Data validation errors

Output: List of candidate subagents with preliminary boundaries

Example Decomposition:

Trajectory Analysis:

- Phase 1: Query parsing (tools: parse_query, extract_entities)
- Phase 2: Data retrieval (tools: search_db, fetch_api, cache_get)
- Phase 3: Validation (tools: validate_schema, check_business_rules)
- Phase 4: Formatting (tools: apply_template, serialize_json)

Candidate Subagents:

1. QueryAnalyzer: Phase 1
2. DataRetriever: Phase 2
3. DataValidator: Phase 3
4. ResponseFormatter: Phase 4

Phase 1: Success Workflow Mapping per Subagent (PRIMARY)

For each identified subagent boundary, extract from success trajectories:

1. **Complete execution flow:** Every step within subagent scope
2. **Decision points:** Conditional branches within scope
3. **Tool usage:** tool_calls within scope with parameters
4. **Input/Output contracts:** What subagent receives and produces
5. **Domain logic:** How subagent understands, transforms, decides

Example for DataRetriever subagent:

Success Analysis (DataRetriever scope):

Input: Validated query object

Phase 1: Check cache -> cache_get(query_hash)

Phase 2: If miss -> search_db(query) + fetch_api(endpoints)

Phase 3: Merge results -> deduplicate -> cache_set(results)

Output: Retrieved data array

COMPLETE WORKFLOW: Query -> Cache check -> Fetch (if needed) -> Merge -> Cache -> Return

Phase 2: Failure Divergence Analysis per Subagent (SECONDARY)

For each subagent's workflow phases:

1. Where did failures deviate?
2. What did failures do differently?
3. WHY did this cause failure?
4. How to prevent in this subagent's workflow?

Example for DataRetriever:

Success Phase 2: Cache miss -> Fetch with timeout=5s -> Retry 3x

Failure Pattern: Cache miss -> Fetch with no timeout -> Hang forever

Divergence: Missing timeout configuration

Prevention: Add "Set fetch timeout to 5s, retry up to 3 times"

Phase 3: Integrated Workflow Generation per Subagent

For each subagent, combine complete workflow + failure avoidance:

```
## Step N: [Phase Name]
**Goal**: [From success analysis]
**Input**: [What this subagent receives]
**Actions**:
1. [Primary action from success workflow]
2. [Secondary actions]
3. **Validation**: [From failure analysis]
   - Check: [Constraint]
   - If violated: [Recovery]

**Tools**: [From success tool_calls within subagent scope]
**Decision Logic**: [From success branches]
**Common Pitfalls**: [From failures] -> [Correct approach]
**Output**: [What this subagent produces]
**Success Criteria**: [How to verify]
```

Extraction Process**Step 1: Analyze Trajectory for Decomposition**

1. Map complete execution flow (all steps)
2. Identify tool clusters by purpose
3. Locate phase transition points
4. Separate error handling domains
5. Propose subagent boundaries

Decision:

- If 2+ distinct, cohesive capabilities found → Multiple subagents
- If unified workflow with single concern → Single subagent
- Document rationale for decomposition choice

Output: List of subagent boundaries with justification.

Step 2: Map Complete Success Workflows per Subagent

For each subagent boundary:

- For each success trajectory:
 - List execution_steps within subagent scope
 - Extract tool_calls within scope
 - Note reasoning and decisions within scope
 - Identify input/output contracts
- Synthesize subagent workflow:
 - Input: [What subagent receives]
 - Phase 1: [Processing step 1]
 - Phase 2: [Processing step 2]
 - ...
 - Output: [What subagent produces]

Output: Complete, executable workflow per subagent representing full capability.

Step 3: Analyze Failure Divergences per Subagent

For each subagent, for each workflow phase:

- Locate failure deviation point within subagent scope
- Classify divergence type
- Extract causal reason
- Formulate prevention strategy

Output: For each subagent phase, list of validations, constraints, and warnings.

Step 4: Build Complete System Prompt per Subagent

Required sections per subagent:

1. **Identity** (2-3 sentences)
 - What this subagent does, problem it solves, complete capability
 - Boundaries: what it does / does NOT do (delegation to other subagents)
2. **Standard Operating Procedures**
 - For each workflow phase within subagent scope:
 - * Goal and actions (from success workflow)
 - * Tools with full usage (from tool_calls)
 - * Decision logic (from success branches)
 - * Validation checks (from failure analysis)
 - * Common pitfalls (from failures) with corrections
 - * Success criteria
3. **Constraint Enforcement**
 - All constraints with checking logic
 - When to check (timing critical)
 - Recovery strategies
4. **Output Format**
 - Exact structure with required/optional fields
5. **Error Handling**
 - Common failure modes with recovery
 - Delegation: When to escalate to other subagents

Step 5: Extract Tools per Subagent (From tool_calls ONLY)

For each subagent:

- For each tool in trajectories within subagent scope:
 - Extract name from tool_calls
 - Document usage from success examples
 - Note parameters and returns
 - Include in subagent tools field with `extracted_from_trajectories: true`

NEVER invent tools not in trajectory data.

Step 6: Validate Completeness per Subagent

Checklist per subagent:

- ☐ System prompt covers complete subagent workflow (input → output)
- ☐ Every success phase within scope represented
- ☐ Every tool within scope documented with usage
- ☐ Every failure mode within scope addressed
- ☐ Input/output contracts clearly defined
- ☐ Delegation boundaries to other subagents specified

Test: “Can an LLM with this subagent prompt + tools execute this subagent’s responsibility?”

- If NO → Extract missing capabilities from success trajectories

Step 7: Define Subagent Coordination (if multiple subagents)

If multiple subagents generated:

- Define execution order or coordination pattern
- Specify data flow between subagents
- Document handoff points
- Clarify orchestration responsibility

System Prompt Template per Subagent

Role

[What you do, complete capability, problem domain within your scope]

****What you DO**:** [Full workflow phases within your responsibility]

****What you do NOT do**:** [Context isolation, delegation to other subagents]

Standard Operating Procedures

Step 1: [Phase Name]

****Goal**:** [From success workflow]

****Actions**:**

1. [Primary action - from success trajectories]
 - Tool: ToolName(params) -> returns format
2. [Secondary actions]
3. ****Validation**:** Check [constraint] | If violated: [recovery]

****Decision Logic**:**

- If [condition]: [action A]
- Else: [action B]

****Common Pitfalls**:**

- [Failure pattern]: [Why it fails]
- [Correct approach]: [Why it works]


```

**Success Criteria**: [Verification method]

---

### Step 2-N: [Other Phases]
[Same structure]

---

## Constraint Enforcement

**[Constraint Category]** (Check at: Step N)
- Rule: [Specific constraint]
- Validation: [How to check]
- Recovery: [If violated]

---

## Output Format

{
  "field1": "type and description",
  "field2": "type"
}

---

## Error Handling

**[Error Type]**
- Symptoms: [Detection]
- Recovery: [Strategy within subagent scope]
- Escalation: [When to delegate to other subagents]
- Prevention: [Integrated in procedures above]

---

## Delegation Boundaries

**Delegate to [OtherSubagent] when**: [Condition]
**Receive from [OtherSubagent]**: [Expected data]
**Send to [OtherSubagent]**: [Produced data]

```

Output Format (JSON)

```

{
  "pattern_type": "multi_subagent",
  "decomposition_analysis": {
    "subagent_count": 3,
    "decomposition_rationale": "Trajectory shows distinct phases: query analysis (
      parsing tools), data retrieval (fetch/cache tools), and response formatting (
      template tools). Each phase has separate error domains and can operate
      independently.",
    "coordination_pattern": "sequential_pipeline | parallel_execution | orchestrated",
    "data_flow": "QueryAnalyzer -> DataRetriever -> ResponseFormatter"
  },
  "subagents": [
    {
      "name": "SubagentName1",
      "display_name": "Human-readable name",
      "version": "1.0",
      "domain_problem": "This subagent [complete capability within scope] by [workflow

```

```

    ]. Handles [input] to [output].",
    "context_isolation": "Does NOT handle [unrelated domains or other subagent responsibilities]",
    "input_contract": {
        "format": "Description of expected input",
        "source": "upstream_subagent | external_request",
        "required_fields": ["field1", "field2"]
    },
    "output_contract": {
        "format": "Description of produced output",
        "destination": "downstream_subagent | external_response",
        "guaranteed_fields": ["field1", "field2"]
    },
    "system_prompt": "[COMPLETE PROMPT - see template above]",
    "tools": [
        {
            "name": "ToolName",
            "purpose": "Brief description",
            "extracted_from_trajectories": true
        }
    ],
    "delegation_rules": {
        "delegates_to": ["SubagentName2"],
        "receives_from": ["ExternalInput"],
        "escalation_conditions": ["When X occurs, delegate to SubagentName2"]
    }
},
{
    "name": "SubagentName2",
    "display_name": "...",
    "version": "1.0",
    "domain_problem": "...",
    "context_isolation": "...",
    "input_contract": {
        "format": "...",
        "source": "SubagentName1",
        "required_fields": ["..."]
    },
    "output_contract": {
        "format": "...",
        "destination": "SubagentName3",
        "guaranteed_fields": ["..."]
    },
    "system_prompt": "...",
    "tools": [...],
    "delegation_rules": {
        "delegates_to": ["SubagentName3"],
        "receives_from": ["SubagentName1"],
        "escalation_conditions": ["..."]
    }
}
],
"capability_analysis": {
    "subagent_capabilities": {
        "SubagentName1": {
            "complete_workflow": [
                "Phase 1: [Complete description]",
                "Phase 2: [Complete description]"
            ],
            "critical_capabilities": [
                "Capability ALL successes demonstrated within scope"
            ],
            "failure_avoidance_strategies": [

```

```

        "How successes avoided failure mode X within scope"
    ]
},
"SubagentName2": {
    "complete_workflow": [...],
    "critical_capabilities": [...],
    "failure_avoidance_strategies": [...]
}
},
"contrastive_analysis": {
    "subagent_divergences": {
        "SubagentName1": [
            {
                "phase": "Phase name",
                "success_action": "What successes did",
                "failure_action": "What failures did",
                "causal_reason": "Why this caused failure"
            }
        ],
        "SubagentName2": [...]
    }
},
"metadata": {
    "extracted_at": "timestamp",
    "success_count": 0,
    "failure_count": 0,
    "confidence": "high | medium | low",
    "decomposition_confidence": "high | medium | low"
}
}

```

Key Principles

1. **Decomposition First:** Identify natural subagent boundaries before extraction
2. **Capability First per Subagent:** Extract COMPLETE workflow (primary), augment with failure avoidance (secondary)
3. **Workflow Completeness:** Map input → processing → output with all decision points per subagent
4. **Grounded in Data:** Every capability from execution_steps, every tool from tool_calls, every pitfall from failures
5. **Self-Contained Prompts:** LLM + subagent prompt + tools = can execute subagent's complete responsibility
6. **Clear Boundaries:** Each subagent knows what it does, what it delegates, and how to coordinate

Anti-Patterns to Avoid

- **Monolithic Trap:** Forcing everything into one subagent when natural decomposition exists → Fix: Analyze for distinct capabilities
- **Over-Decomposition:** Creating too many tiny subagents → Fix: Merge if capabilities are truly inseparable
- **Checker Trap:** Extracting only validation → Fix: Map complete workflow first per subagent
- **Difference Obsession:** Only “what’s different” → Fix: Extract full capability then augment
- **Tool Invention:** Adding unlisted tools → Fix: Only from tool_calls
- **Incomplete Workflow:** Skipping success steps → Fix: Trace end-to-end per subagent
- **Undefined Handoffs:** Vague delegation boundaries → Fix: Specify clear input/output contracts

F. Pattern Utilization Verification Agent Prompt

During pattern maintenance, we need to verify whether retrieved patterns are actually utilized by the agent during task execution. This agent analyzes execution trajectories to distinguish between patterns that were merely retrieved versus patterns that were actively applied, supporting both skill patterns and subagent patterns:

Unified Pattern Utilization Analysis Prompt

You are a pattern utilization analyst. Analyze the execution trajectory to determine how effectively the agent utilized the injected patterns, whether they are skill patterns or subagent patterns.

Given:

- **Injected Patterns ($\mathcal{P}_{\text{inject}}$):** Set of N patterns (typically $N=20$) injected in system prompt:
 - *Type*: Skill pattern or Subagent pattern
 - *Content*: Pattern description, applicability context, pattern body
 - *Metadata*: Pattern ID, retrieval count, success rate
- **Execution Trajectory (τ):** Agent's action sequence with observations: $\tau = \{(a_1, o_1), (a_2, o_2), \dots, (a_n, o_n)\}$
- **Task Outcome:** Success/failure status, final score, completion time

Pattern Type Identification:

Skill Pattern: Concrete action sequences or code snippets

- Match by: Direct action sequence, function calls, command patterns
- Example: "go to workshop → look around → pick up thermometer"

Subagent Pattern: High-level procedural strategies involving subagent invocation

- Match by: Subagent calls, delegation patterns, multi-step reasoning traces
- Example: "Invoke research subagent → Aggregate findings → Report to main agent"

Analysis Metrics:

1. Pattern Matching Score ($\alpha_{\text{match}}^{(i)}$): For each pattern $p_i \in \mathcal{P}_{\text{inject}}$:

For Skill Patterns:

$$\alpha_{\text{match}}^{(i)} = \frac{|\{a_j \in \tau : a_j \text{ matches step in } p_i\}|}{|\text{steps in } p_i|}$$

For Subagent Patterns:

$$\alpha_{\text{match}}^{(i)} = \frac{|\{\text{subagent calls in } \tau \text{ matching } p_i\}|}{|\text{subagent phases in } p_i|}$$

2. Overall Utilization Rate (β_{util}):

$$\beta_{\text{util}} = \frac{|\{p_i \in \mathcal{P}_{\text{inject}} : \alpha_{\text{match}}^{(i)} > \theta\}|}{N}$$

where θ is matching threshold (default: 0.3 for partial match).

3. Pattern Effectiveness (γ_{eff}): Correlation between pattern usage and success:

- *High-value patterns:* Used in successful executions ($\alpha > 0.5$, success = True)
- *Low-value patterns:* Not used or used in failures
- *Misleading patterns:* Used but led to failures

4. Utilization Summary: Structured output for $N=20$ patterns:

```
{
  "total_patterns_injected": 20,
  "pattern_type": "skill" | "subagent",
  "patterns_utilized": [<pattern_ids with alpha > 0.3>],
  "utilization_rate": <float 0-1>,
  "per_pattern_scores": {
    "pattern_1": {"alpha": 0.8, "type": "direct"},
    "pattern_2": {"alpha": 0.5, "type": "adapted"},
    ...
  },
  "high_value_patterns": [<pattern_ids>],
  "unused_patterns": [<pattern_ids>],
  "success_correlation": <analysis>
}
```

Example Analysis (Skill Pattern):

Injected: 20 skill patterns, Pattern #3: "Temperature measurement workflow"

Trajectory: Actions 1-5: go to workshop → pick up thermometer → focus on substance → ...

Match: $\alpha_{\text{match}}^{(3)} = 4/5 = 0.80$ ✓ (High match)

Example Analysis (Subagent Pattern):

Injected: 20 subagent patterns, Pattern #7: "Research-Aggregate-Report workflow"

Trajectory: Subagent calls: `research_agent(query) → aggregate_findings() → report_to_main()`

Match: $\alpha_{\text{match}}^{(7)} = 3/3 = 1.0 \checkmark$ (Perfect match)

Overall: $\beta_{\text{util}} = 12/20 = 0.60$ (12 patterns utilized above threshold from 20 injected)