

On Small Pair Decompositions for Point Sets

Kevin Buchin* Jacobus Conradi† Sarel Har-Peled‡
 Antonia Kalb§ Abhiruk Lahiri¶ Lukas Plätz||
 Carolin Rehs** Sampson Wong††

February 2, 2026

Abstract

We study the minWSPD problem of computing the minimum-size well-separated pairs decomposition of a set of points, and show constant approximation algorithms in low-dimensional Euclidean space and doubling metrics. This problem is computationally hard already \mathbb{R}^2 , and is also hard to approximate.

We also introduce a new pair decomposition, removing the requirement that the diameters of the parts should be small. Surprisingly, we show that in a general metric space, one can compute such a decomposition of size $O(\frac{n}{\epsilon} \log n)$, which is dramatically smaller than the quadratic bound for WSPDs. In \mathbb{R}^d , the bound improves to $O(d \frac{n}{\epsilon} \log \frac{1}{\epsilon})$.

*Institute of Computer Science, TU Dortmund University, Germany

†Institute of Computer Science, Universität Bonn, Germany and University of Copenhagen, Denmark

‡Department of Computer Science; University of Illinois; 201 N. Goodwin Avenue; Urbana, IL, 61801, USA; sariel@illinois.edu; <http://sarielhp.org/>.

§TU Dortmund University, Germany. antonia.kalb@tu-dortmund.de. <https://orcid.org/0009-0009-0895-8153>.

¶Heinrich Heine University, Düsseldorf and CISPA Helmholtz Centre for Information Security, Saarbrücken, Germany

||Institute of Computer Science, Ruhr University Bochum, Germany

**Department of Mathematics and Computing Science, TU Eindhoven, the Netherlands and Institute of Computer Science, TU Dortmund University, Germany carolin.rehs@tu-dortmund.de. <https://orcid.org/0000-0002-8788-1028> Supported by the PRIME programme of the German Academic Exchange Service (DAAD) with funds from the German Federal Ministry of Research, Technology and Space (BMFTR)

††Department of Computer Science, University of Copenhagen, Denmark

1. Introduction

Given a set P of n points, the *Well-Separated Pair Decomposition* (WSPD), introduced by Callahan and Kosaraju [CK95], is an approximate compact representation of the metric induced by P . It has been used to solve numerous problems, such as the all-nearest-neighbors [CK95], approximate MST [CK95], spanners [NS07], Delaunay triangulations [BM11], distance oracles [GZ05], and others [HM06]. See Smid [Smi18] for a survey.

For a prespecified $\varepsilon \in (0, 1)$, the $\frac{1}{\varepsilon}$ -WSPD represents the $\binom{n}{2}$ pairwise distances, of a set $P \subseteq \mathbb{R}^d$ of n points, as a union of $O(n/\varepsilon^d)$ (edge-disjoint) bicliques, where all the distances in a single biclique are the same up to a multiplicative factor in $1 \pm O(\varepsilon)$. More precisely, for a pair $\{X, Y\}$ in a $\frac{1}{\varepsilon}$ -WSPD, we require that

$$\max(\nabla(X), \nabla(Y)) \leq \varepsilon d(X, Y),$$

where $\nabla(X)$ is the diameter of X , and $d(X, Y) = \min_{x \in X, y \in Y} d(x, y)$, where $d(x, y)$ denotes the distance between x and y . In words, for a biclique $X \otimes Y$ in this cover, the diameters of the two sets are at most ε -fraction of their distance from each other, see Definition 2.9. This biclique cover can be computed, in $O(n \log n + n/\varepsilon^d)$ time, where each biclique is represented as a pair of nodes in the tree, see [CK95]. The *size* of the WSPD is the number of bicliques.

The natural question is how to construct a small (or even the smallest) representation of the pairwise distances in P ? Specifically, what is the smallest number of bicliques required to cover the $\binom{n}{2}$ pairwise distances in $\binom{P}{2}$, so that distances in a biclique are roughly the same? Our approach to answering the above question is first to consider how to minimize the size of the WSPD, and secondly to introduce a relaxation of the WSPD and construct even smaller covers, where the diameter requirement on the biclique sides is removed.

Minimum-size WSPDs. The bound on the size of a $\frac{1}{\varepsilon}$ -WSPD in \mathbb{R}^d is $O(n/\varepsilon^d)$ [CK95]. However, this bound can be far from optimal. In \mathbb{R}^2 , the point set $P = \{p_i = (i, (4/\varepsilon)^i) \mid i = 1, \dots, n\}$ has a $\frac{1}{\varepsilon}$ -WSPD formed by the pairs $X_i = \{p_1, \dots, p_i\}$ and $Y_i = \{p_{i+1}, \dots, p_n\}$, for $i = 1, \dots, n-1$. Its size is $n-1$, which is significantly smaller than the worst-case bound $\Theta(n/\varepsilon^2)$. Computing small WSPDs may have downstream effects on its applications, such as the

sizes of WSPD-based spanners or distance oracles. This effect motivates us to study the minWSPD problem.

Problem 1.1 (minWSPD). Given a set P of n points in a metric space (\mathcal{X}, d) , and a parameter ε , compute the minimum-size $\frac{1}{\varepsilon}$ -WSPD (\mathcal{W}) of P . That is, minimize the number of pairs in \mathcal{W} , while guaranteeing that the resulting WSPD provides the desired separation.

Semi-separated pairs-decomposition (SSPD). The requirements for a WSPD are, in some regards, quite stringent. Thus, one may be interested in obtaining smaller pair decompositions by relaxing the requirements of the WSPD. A neat example for this is semi-separated pair decomposition (SSPD) [Var98, ACFS09, ABFG09, ABF+11, AH12], which requires only one of the sides in each pair to be small. Formally, for a pair $\{X, Y\}$ in $\frac{1}{\varepsilon}$ -SSPD, we require that $\min(\nabla(X), \nabla(Y)) \leq \varepsilon d(X, Y)$ (note, the min here instead of max used in WSPD). Thus, a semi-separated pair might have a “tiny” set (say) X on one side, while the other side diameter might be unbounded in terms of the distance to the other set, see Figure 2.1. For \mathbb{R}^d , there are constructions of $\frac{1}{\varepsilon}$ -SSPD with $O(n/\varepsilon^d)$ pairs, with the striking property that their weight is $O(\varepsilon^{-d} n \log n)$. The weight of a pair decomposition is the total size of the sets used in it. In contrast, the weight of the WSPD, in the worst case, is quadratic.

Approximate Biclique Covers ($\frac{1}{\varepsilon}$ -ABC). For Approximate Biclique Covers (ABCs), we are interested in a different relaxation – what if we do not care about the diameters of the two sides of the pairs at all, as long as the distances are roughly the same? That is, for a pair $\{X, Y\}$ in the pair decomposition, the requirement is that $d(x, y) \leq (1 + \varepsilon)d(X, Y)$, for all $x \in X, y \in Y$. Such a pair $\{X, Y\}$ is ε -stable. These three different concepts of separation are inherently different, see Figure 2.1. This decomposition still provides sufficient information to efficiently approximate quantities such as the diameter, MST, or the closest pair. Specifically, small ABCs should be useful in speeding up approximate matching algorithms. More generally, one can try and use the new ABC decompositions as a replacement for either WSPD or SSPD.

We are unaware of any previous work on Approximate Biclique Covers (ABCs) for metric spaces (covering graphs by bi/cliques is, of course, a well-known problem). Of particular interest is whether one can obtain a small

ABC in metrics that do not admit small WSPDs. In general metrics, the WSPD can have quadratic size and weight.

WSPDs in other metrics. Although WSPDs may have $\Omega(n^2)$ size in general metrics, they are known to have sub-quadratic size in special cases: (I) Callahan and Kosaraju [CK95] construct a $\frac{1}{\varepsilon}$ -WSPD of size $O(n/\varepsilon^d)$ in \mathbb{R}^d . (II) Gao and Zhang [GZ05] showed how to construct $\frac{1}{\varepsilon}$ -WSPD of size $O(\varepsilon^{-4}n \log n)$ for the unit-distance graph for a set P of n points in the plane (the bound is $O_\varepsilon(n^{2-2/d})$ for $d > 2$). The 2d bound was slightly improved to $O(\varepsilon^{-2}n \log n)$ by Har-Peled *et al.* [HRR25]. (III) Har-Peled and Mendel [HM06] showed how to compute $\frac{1}{\varepsilon}$ -WSPDs, of size $n/\varepsilon^{O(\dim)}$ for spaces with doubling dimension \dim . (IV) Gudmundsson and Wong [GW24] showed a $\frac{1}{\varepsilon}$ -WSPD of size $O(\lambda^2 \varepsilon^{-4}n \log n)$ for a λ -low-density graph. (V) Deryckere *et al.* [DGR+25] showed how to compute a linear size $\frac{1}{\varepsilon}$ -WSPD for c -packed graphs.

WSPD as a min-covering problem. A WSPD represents $P \otimes P$ as a union of bicliques. While these bicliques are typically required to be disjoint, applications of the WSPD do not make use of the disjointness. We therefore also investigate whether dropping this requirement results in significantly smaller WSPDs, referred to as CoverWSPD. In contrast, the disjoint version is PartitionWSPD (see Definition 2.9).

The problem of computing such a CoverWSPD can be seen as a SetCover instance, where the sets are all maximal well-separated pairs in $\binom{P}{2}$. When the number of such pairs is polynomial, this readily leads to $\Theta(\log n)$ approximation of the minimum-size CoverWSPD, see Section 2.5. In Section 6 we present algorithms with better approximation factors for $P \subset \mathbb{R}$, which in turn also leads to a constant-factor approximation of the minimum-size PartitionWSPD for such P .

1.1. Our contributions

This paper presents new results for the $\frac{1}{\varepsilon}$ -ABC and the minimum $\frac{1}{\varepsilon}$ -WSPD.

- (I) **ABCs and SSPDs.** In Section 3, we show, surprisingly, that *any* finite metric space admits an ABC of near-linear size. Specifically, we construct an $\frac{1}{\varepsilon}$ -ABC with $O(\frac{n}{\varepsilon} \log n)$ size. In contrast to WSPDs, which only have sub-quadratic size in special cases. Furthermore, the resulting decomposition

is also an $\frac{1}{\varepsilon}$ -SSPD.

In \mathbb{R}^d , we improve the size bound to $O(d^3 \frac{n}{\varepsilon} \log \frac{1}{\varepsilon})$. Happily, the new construction is again an $\frac{1}{\varepsilon}$ -SSPD. The construction improves the number of pairs in SSPD from the old bound of $O(n/\varepsilon^d)$ to the stated bound, which has only polynomial dependency on the dimension d instead of exponential. While the new ABC/SSPD has a compact representation, it has two drawbacks: (i) it is a cover, not a disjoint cover, of the pairs, and (ii) the weight of the decomposition can be quadratic in the worst case.

- (II) **WSPD in doubling metrics.** In [Section 4](#), we show that the classical algorithm using net-trees [\[HM06\]](#) for constructing a WSPD in metric spaces with bounded doubling dimension is nearly optimal. More specifically, for a set of points P with constant doubling dimension and $\varepsilon \in (0, 1)$ we show that the computed WSPD has size $O(\text{opt})$, where opt is the size of the minimum-size WSPD of P , and the running time of the algorithm is in $O(\text{opt} + n \log n)$, making its running time optimal output-sensitive.¹ This is in contrast to the best known running time of the algorithm of $O(\varepsilon^{-d}n + n \log n)$.
- (III) **Computational hardness.** In [Section 5](#) we study the hardness of minWSPD. We show that for general metric spaces, computing the minimum size 3-WSPD is NP-HARD ([Theorem 5.2](#)). Furthermore, a simple padding of this construction shows that the problem is polynomially hard to approximate ([Lemma 5.3](#)). In the plane, we show that deciding if a $\frac{1}{\varepsilon}$ -WSPD has a prespecified size is NP-HARD, see [Theorem 5.7](#) (here ε is quite small, roughly $1/4n$).
- (IV) **Improvements in one dimension.** In [Section 6](#), we study the special case of $P \subset \mathbb{R}$. Our first algorithm constructs a SetCover instance and uses known PTAS algorithms to obtain a $(1 + \delta)$ -approximation algorithm with running time $n^{O(1/\delta^2)}$. Our second algorithm uses the sweep-line algorithm to obtain an easy-to-implement 3-approximation with running time $O(n \log n)$. Finally, when one requires the separated pairs to be disjoint, we give a constant approximation.
- (V) **Experiments.** In [Section 7](#) we report on our implementation of six WSPD algorithms, for the one-dimensional case, and compare the sizes of the outputs. The algorithms we implement are: a Greedy set cover algorithm, the

¹It is known that computing the WSPD requires $\Omega(n \log n)$ time due to a reduction to Nearest Pair.

WSPD algorithm of Callahan and Kosaraju [CK95], the 3-approximation algorithm, the 3-approximation algorithm with a post-processing cleanup stage, an IP solver, and an IP solver that outputs disjoint covers.

Comparison to previous work. Computing a WSPD with instance-specific guarantees has been considered by Har-Peled *et al.* [HRR25]. Our result differs in that our $\frac{1}{\epsilon}$ -WSPD is a constant factor approximation compared to the minimum $\frac{1}{\epsilon}$ -WSPD, whereas Har-Peled *et al.* [HRR25] construction size is proportional to the minimum $\frac{33}{\epsilon}$ -WSPD.

Paper organization

In [Section 2](#) we cover the preliminaries. In [Section 3](#) we introduce the approximate biclique covers and show how to construct such a decompositions. In [Section 4](#) we show that the net-tree based WSPD construction is a constant factor approximation. In [Section 5](#) we state our NP-hardness lower bounds. In [Section 6](#) we present our results for points for the special case of \mathbb{R} . Specifically, in [Section 6.1](#), we present a PTAS by reducing it to SetCover. In [Section 6.2](#) we show an $O(n \log n)$ time algorithm that provides a 3-approximation. In [Section 6.3](#) we show how to convert a CoverWSPD into a PartitionWSPD. We present our experiments in [Section 7](#). Conclusions are provided in [Section 8](#).

2. Preliminaries

2.1. Metrics, distances, balls and spread

Definition 2.1. A *metric space* \mathcal{X} is a pair (\mathcal{X}, d) , where \mathcal{X} is the ground set and $d : \mathcal{X} \times \mathcal{X} \rightarrow [0, \infty)$ is a *metric* satisfying the following conditions for all $x, y \in \mathcal{X}$: (i) $d(x, y) = 0$ if and only if $x = y$, (ii) $d(x, y) = d(y, x)$, and (iii) $d(x, y) + d(y, z) \geq d(x, z)$.

For a set $P \subseteq \mathcal{X}$, its *diameter* is

$$\nabla(P) = \max_{x, y \in P} d(x, y).$$

The *distance* between two sets $X, Y \subseteq \mathcal{X}$ is

$$d(X, Y) = d_{\min}(X, Y) = \min_{x \in X, y \in Y} d(x, y).$$

The *maximum distance* between the two sets is

$$d_{\max}(X, Y) = \max_{x \in X, y \in Y} d(x, y).$$

Definition 2.2. For a metric space \mathcal{X} , and a point $c \in \mathcal{X}$, let

$$\mathcal{B}(c, r) = \{p \in \mathcal{X} \mid d(c, p) \leq r\}$$

denote the *ball* of radius r centered at c .

Definition 2.3. For a set $P \subseteq \mathcal{X}$, its *closest pair distance* is

$$\text{cp}(P) = \min_{x, y \in P: x \neq y} d(x, y).$$

The *spread* of P is $\Psi(P) = \nabla(P)/\text{cp}(P)$.

Definition 2.4. For two sets $X, Y \subseteq \mathcal{X}$, let

$$X \otimes Y = \{\{x, y\} \mid x \in X, y \in Y, x \neq y\}.$$

In particular, let $\binom{X}{2} = X \otimes X$ be the of all (unordered) pairs of X .

2.2. Different notions of separation

These different notions of separation are illustrated in [Figure 2.1](#).

Definition 2.5. A pair of sets $\{X, Y\}$ of points in a metric space (\mathcal{X}, d) is

$$\begin{array}{ll} \frac{1}{\varepsilon}\text{-separated} & \text{if } \max(\nabla(X), \nabla(Y)) \leq \varepsilon d(X, Y), \text{ and} \\ \frac{1}{\varepsilon}\text{-semi-separated} & \text{if } \min(\nabla(X), \nabla(Y)) \leq \varepsilon d(X, Y). \end{array}$$

A $\frac{1}{\varepsilon}$ -well-separated pair is also $\frac{1}{\varepsilon}$ -semi-separated. See [Figure 2.1](#) for an example demonstrating these different concepts.

Definition 2.6. The *stability* of a pair $\mathfrak{p} = \{X, Y\}$ is

$$S(X, Y) = \frac{d_{\max}(X, Y) - d_{\min}(X, Y)}{2d_{\min}(X, Y)}.$$

The pair \mathfrak{p} is ε -*stable* if $S(X, Y) \leq \varepsilon$.

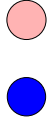
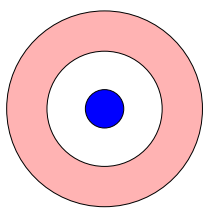
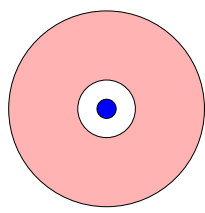
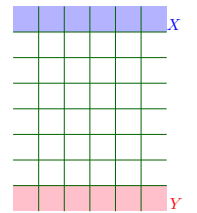
				
1-well-separated	✓	✗	✗	✗
1-semi-separated	✓	✓	✓	✗
1-stable	✓	✓	✗	✓

Figure 2.1: Rightmost example, if the sidelength of the grid is 1, then $m = d_{\min}(X, Y) = 6$, $M = d_{\max}(X, Y) = 10$, and $\nabla(X) = \nabla(Y) = \sqrt{37} \approx 6.08$. Thus, the pair $\{X, Y\}$ is $\frac{1}{3}$ -stable, as $\frac{M-m}{2m} = \frac{1}{3}$.

Remark 2.7. If $\mathbf{p} = \{X, Y\}$ is ε -stable, then $\frac{d_{\max}(X, Y)}{d_{\min}(X, Y)} = 1 + 2S(X, Y) \leq 1 + 2\varepsilon$. Namely, all pairwise distances in such a pair are roughly the same up to a factor of $1 + 2\varepsilon$. On the other hand, if the pair \mathbf{p} is $\frac{1}{\varepsilon}$ -separated, then $d_{\max}(X, Y) \leq \nabla(X) + \nabla(Y) + d(X, Y) \leq (1 + 2\varepsilon)d(X, Y)$, and then $S(X, Y) \leq \varepsilon$, implying that \mathbf{p} is ε -stable. Note, that an $\frac{1}{\varepsilon}$ -semi-separated pair is not necessarily ε -stable, see [Figure 2.1](#).

2.3. Pairs decompositions

Definition 2.8. For a point set $P \subseteq \mathcal{X}$, a *pair decomposition* of P is a set of pairs

$$\mathcal{W} = \left\{ \{X_1, Y_1\}, \dots, \{X_s, Y_s\} \right\},$$

such that

- (I) $X_i, Y_i \subset P$ for every i ,
- (II) $X_i \cap Y_i = \emptyset$ for every i , and
- (III) $\bigcup_{i=1}^s X_i \otimes Y_i = \binom{P}{2}$.

Definition 2.9. For a point set P , a *well-separated pair decomposition* of P with parameter $1/\varepsilon$, denoted by $\frac{1}{\varepsilon}$ -WSPD, is a pair decomposition $\mathcal{W} = \left\{ \{X_i, Y_i\} \right\}_{i=1}^s$ of P , such that, for all i , the sets X_i and Y_i are $\frac{1}{\varepsilon}$ -separated. The *size* of the WSPD \mathcal{W} is the number of pairs in the decomposition (i.e., s).

The WSPD \mathcal{W} is a **PartitionWSPD** if every pair of $\binom{P}{2}$ is covered exactly once by the pairs of \mathcal{W} . Otherwise, it is a **CoverWSPD**.

Definition 2.10. For a pair decomposition $\mathcal{W} = \{\{X_i, Y_i\}\}_{i=1}^s$ its *weight* is $w(\mathcal{W}) = \sum_i (|X_i| + |Y_i|)$.

It is known that the weight of any pair decomposition of a set of n points is $\Omega(n \log n)$ [Har11, Lemma 3.31]. In the worst case, the weight of a WSPD of n points is $\Omega(n^2)$.

Definition 2.11. A pair decomposition \mathcal{W} of a point set P is *semi-separated pair decomposition* ($\frac{1}{\varepsilon}$ -SSPD) of P with parameter $1/\varepsilon$, if all the pairs in \mathcal{W} are $\frac{1}{\varepsilon}$ -semi-separated.

Surprisingly, one can construct $\frac{1}{\varepsilon}$ -SSPD with total weight $O(\varepsilon^{-d} n \log n)$ with $O(\varepsilon^{-d} n)$ pairs in \mathbb{R}^d [ABF+11]. Similar bounds are known for doubling metrics [AH12].

2.4. Doubling metrics

The *doubling constant* of a metric space \mathcal{X} is the maximum, over all balls \mathcal{b} in the metric space \mathcal{X} , of the number of balls needed to cover \mathcal{b} , using balls with half the radius of \mathcal{b} . The logarithm of the doubling constant is the *doubling dimension* of the space. The doubling dimension is a generalization of the Euclidean dimension, as \mathbb{R}^d has $\Theta(d)$ doubling dimension. Since we rarely know the precise value of the doubling constant, the value of the doubling dimension is usually not known precisely.

2.5. Constructing WSPDs via SetCover

Given a set P of n points, one possible approach is to compute a set \mathcal{F} of all maximal well-separated pairs in $\binom{P}{2}$ i.e., if $\{X, Y\} \in \mathcal{F}$, then (i) $X, Y \subseteq P$, (ii) $\{X, Y\}$ are well-separated, and (iii) there is no pair $\{X', Y'\} \in \mathcal{F}$, such that $X \subseteq X'$ and $Y \subseteq Y'$. A pair $\mathbf{p} = \{X, Y\} \in \mathcal{F}$ covers all the pairs of points in $E_{\mathbf{p}} = X \otimes Y$. Thus, the problem of finding a minWSPD is equivalent to solving the minimum **SetCover** problem for the instance $(\binom{P}{2}, \{E_{\mathbf{p}} \mid \mathbf{p} \in \mathcal{F}\})$.

We can compute greedily an $\Theta(\log |\mathcal{F}|)$ -approximation (in polynomial time) by adding at each step the pair in \mathcal{F} that covers the maximum number

of uncovered pairs in Q [Sla97]. It is known that **SetCover** cannot be efficiently approximated within a factor of $(1 - o(1)) \ln n$, unless $P = NP$ [Mos15]. If one can limit the size of \mathcal{F} to be polynomial in n , this readily leads to $O(\log n)$ approximation of **minWSPD**.

Since $|\mathcal{F}| = O(n^2)$ for $d = 1$ (see Section 6.1 for details), greedy **SetCover** yields an $O(\log n)$ -approximation for computing a minimum $\frac{1}{\varepsilon}$ -WSPD for a point set on the real line for any $\varepsilon > 0$. For higher dimensions, no polynomial bound on $|\mathcal{F}|$ is known.

Naturally, one can restrict the sets used in building the pairs to be of a certain (smaller) family of sets. For example, in two dimensions, consider all the subsets of P of the form $P \cap \square$ where \square is some square. Then, one can solve/approximate the resulting **SetCover** problem. However, even in two dimensions and squares, the resulting discrete **SetCover** problem corresponds to a set of points in four dimensions, which one has to cover using a set of axis-aligned boxes. To the best of our knowledge, no better than $O(\log n)$ approximation is known in this case.

3. Approximate biclique cover

3.1. Preliminaries

In the following, let P be a given set of n points in a metric space (\mathcal{X}, d) .

Definition 3.1. For a parameter $\varepsilon \in (0, 1)$, a **pair decomposition** of P of the form $\mathcal{W} = \left\{ \{X_i, Y_i\} \right\}_{i=1}^s$ is **ε -approximate biclique cover** ($\frac{1}{\varepsilon}$ -**ABC**), if all its pairs are ε -stable, see Definition 2.5.

In other words, a $\frac{1}{\varepsilon}$ -**ABC** is a biclique cover of the metric graph of P , where for all i , the graph $(X_i \cup Y_i, X_i \otimes Y_i)$ is a biclique, where all the edges have roughly the same length, where an edge xy is assigned the length $d(x, y)$.

3.2. Constructing **ABC** in the general metric case

Definition 3.2. A **ring** centered at p with radii $r < R$ is the set $\bullet(p, r, R) = \mathcal{B}(p, R) \setminus \mathcal{B}(p, r)$.

Theorem 3.3. *Given a set P of n points in a metric space (\mathcal{X}, d) , and a parameter $\varepsilon \in (0, 1/2)$, one can construct a $\frac{1}{\varepsilon}$ -**ABC** of P with $O(\frac{n}{\varepsilon} \log n)$ pairs.*

Proof: The ABC is constructed inductively. If $|P| = O(1)$ then $\mathcal{W} = \binom{P}{2} = \{\{p, q\} \mid p, q \in P\}$. Otherwise, let p, q be the closest pair of points in P , and let $Q = P \setminus \{p\}$. By induction, the point set Q admits a $\frac{1}{\varepsilon}$ -ABC cover, say \mathcal{W} . It remains to add the missing pairs $\{p\} \otimes P$ to \mathcal{W} . To this end, let

$$M = 4 + \lceil (32/\varepsilon) \ln n \rceil$$

and $\ell = \mathcal{d}(p, q)$. Let $P_i = \bullet(p, r_i, r_{i+1}) \cap P$, where $r_i = \ell(1 + \varepsilon/8)^{i-2}$, for $i = 1, \dots, M$. We add the pair $\mathbf{p}_i = \{\{p\}, P_i\}$, for $i = 1, \dots, M$, to \mathcal{W} . These pairs cover all the pairs of points $x \in P$ such that $\ell \leq \mathcal{d}(p, x) \leq n^4 \ell$. Observe that the **stability** of a pair \mathbf{p}_i is

$$S(\mathbf{p}_i) \leq \frac{r_{i+1} - r_i}{2r_i} = \frac{(1 + \varepsilon/8)^{i-1} - (1 + \varepsilon/8)^{i-2}}{2(1 + \varepsilon/8)^{i-2}} = \frac{\varepsilon}{16}.$$

For the remaining points $f \in P_{\text{far}} = P \setminus \mathcal{B}(p, \ell n^4)$, consider the pair qf (as a proxy for pf). It must be covered by an existing pair $\{X, Y\} \in \mathcal{W}$, where (say) $q \in X$ and $f \in Y$. Add p to the set X . This process is repeated for all the points in P_{far} . Let \mathcal{W}' be the resulting pair decomposition of P , which we claim is the desired $\frac{1}{\varepsilon}$ -ABC.

Consider a pair $\mathbf{p}_0 = \{X_0, Y_0\}$ when it was first created. Initially, \mathbf{p}_0 is $\varepsilon/16$ -stable, by construction, and let S_0 denote its stability. Let $\Delta_0 = \mathcal{d}_{\max}(X_0, Y_0)$. Assume this pair evolved by the construction inserting points into it on either side, creating a sequence of pairs $\mathbf{p}_0 = \{X_0, Y_0\}, \dots, \mathbf{p}_t = \{X_t, Y_t\}$, where $t \leq n$. Consider when the i th point p_i is added to the evolving pair $\mathbf{p}_{i-1} = \{X_{i-1}, Y_{i-1}\}$ to create the new pair \mathbf{p}_i , by (say) adding the point p_i to X_{i-1} . This was done because there is a point $q_i \in X_{i-1}$ and $f_i \in Y_{i-1}$, such that

$$\mathcal{d}(p_i, q_i)n^4 \leq \mathcal{d}(q_i, f_i) \leq \Delta_{i-1} = \mathcal{d}_{\max}(X_{i-1}, Y_{i-1}).$$

Thus, for $i = 1, \dots, t$, we have

$$\begin{aligned} \Delta_i = \mathcal{d}_{\max}(X_i, Y_i) &\leq \Delta_{i-1} + \mathcal{d}(p_i, q_i) \leq (1 + 1/n^4)\Delta_{i-1} \leq (1 + 1/n^4)^n \Delta_0 \\ &\leq (1 + 2/n^3)\Delta_0. \end{aligned}$$

A similar argument implies that $\mathcal{d}(X_i, Y_i) \geq (1 - 4/n^3)\mathcal{d}(X_0, Y_0)$. A straightforward argument now shows that $S(X_t, Y_t) \leq \varepsilon/8$, see **Tedium A.1** (the

argument uses that $n \geq 1/\varepsilon$). Thus, all the pairs computed are $\varepsilon/8$ -stable, and the resulting decomposition is $\frac{1}{\varepsilon}$ -ABC.

We claim that the number of pairs generated is at most $f(n) = \frac{c}{\varepsilon} n \ln n$ for some sufficiently large constant c . By induction, the number of pairs in \mathcal{W} is at most $f(n-1)$, and the number of new pairs added to it to get \mathcal{W}' is M . For the resulting decomposition, the number of pairs is bounded by

$$f(n-1) + M \leq \frac{c}{\varepsilon} (n-1) \ln(n-1) + 4 + \left\lceil \frac{32}{\varepsilon} \ln n \right\rceil \leq \frac{c}{\varepsilon} n \ln n = f(n),$$

for c sufficiently large. ■

Remark 3.4. We do not currently have a matching lower bound to [Theorem 3.3](#), and closing the gap is an interesting open problem.

Remark 3.5. Observe that all the pairs of [Theorem 3.3](#) start as ring sets, with one side being a single point. The sets in the pair get bigger by points being added to either side of this pair. The above argumentation implies that, at the end of the process, the diameter of the set that started as a singleton in the pair would still be at most ε -fraction of the distance between the two pairs. Namely, the ABC constructed in this case is also a $\frac{1}{\varepsilon}$ -SSPD.

Sadly, the resulting ABC/SSPD can have quadratic weight in the worst case. Indeed, consider a 1-ABC \mathcal{W} for the point set $P = \{6^i \mid i = 1, \dots, n\} \subseteq \mathbb{R}$. If there is a pair $\{X, Y\} \in \mathcal{W}$, such that $|X| > 1$ and $|Y| > 1$, then assume Y contain the largest number 6^y that appear in both sets, by disjointness of X, Y , we have $6^y \notin X$. Observe that the closest number to 6^y , that is smaller than it, in P is 6^{y-1} . Thus, we have $d_{\max}(X, Y) \geq 6^y - 6^{y-1} = 5 \cdot 6^{y-1}$. Observe, that Y contains at least one other number 6^t , for $t < y$. Thus, we have $d_{\min}(X, Y) \leq |\max(X) - 6^t| \leq 6^{y-1}$. We thus have that

$$S(X_i, Y_i) = \frac{d_{\max}(X, Y) - d_{\min}(X, Y)}{2d_{\min}(X, Y)} \geq \frac{5 \cdot 6^{y-1} - 6^{y-1}}{2 \cdot 6^{y-1}} = 2.$$

Namely, such a pair can not be 1-stable. Thus, all pairs in \mathcal{W} must have at least one of their sets as a singleton. But the weight of such a pair is the number of original point-pairs it covers (plus one). Since overall there are $\binom{n}{2}$ pairs, it follows that the weight of \mathcal{W} is at least $\binom{n}{2}$.

Corollary 3.6. *Given a set P of n points in a metric space (\mathcal{X}, d) , and a parameter $\varepsilon \in (0, 1/2)$, one can construct a pair decomposition of P with $O(\frac{n}{\varepsilon} \log n)$ pairs, that is both $\frac{1}{\varepsilon}$ -ABC and $\frac{1}{\varepsilon}$ -SSPD.*

Observation 3.7. An easy inductive argument shows that the resulting ABCs/SSPDs of [Theorem 3.3](#) are disjoint – every pair is covered exactly once by the cover computed.

High-dimensional data often has a low spread (i.e., the spread is a small constant). By using only the rings in the construction of [Theorem 3.3](#), we readily get the following.

Corollary 3.8. *Given a set P of n points in a metric space (\mathcal{X}, d) , with spread $\Psi = \Psi(P)$, one can construct a pair decomposition of P of size $O\left(\frac{n}{\varepsilon} \log \Psi\right)$, that is both $\frac{1}{\varepsilon}$ -ABC and $\frac{1}{\varepsilon}$ -SSPD.*

3.3. Construction ABC in the Euclidean case

3.3.1. The construction

We start with some standard definitions, which are taken from Chan *et al.* [CHJ20]. In the following, we fix a parameter $\xi = 1/2^\lambda$, for some integer $\lambda > 0$, and use

$$\frac{1}{\xi} = 2^\lambda \quad \text{and} \quad \lambda = \log_2 \frac{1}{\xi}. \quad (3.1)$$

Definition 3.9. Let $\mathcal{C} \subseteq \mathbb{R}^d$ be an axis-parallel cube with side length ζ . For an integer $t > 1$, partitioning \mathcal{C} uniformly into a $t \times t \times \cdots \times t$ subcubes, forms a t -**grid** $\mathcal{G}(\mathcal{C}, t)$. The diameter of a cube \square is $\nabla(\square) = \text{sidelength}(\square)\sqrt{d}$, and let $\bar{c}(\square)$ denote its **center**.

Definition 3.10. An ξ -**quadtree** \mathcal{T}_ε is a quadtree-like structure, built on a cube with side length ζ , where each cell is partitioned into an $\frac{1}{\xi}$ -grid. The construction then continues recursively into each grid cell of interest. As such, a node in this tree has up to $1/\xi^d$ children, and a node at level $i \geq 0$ has an associated cube of side length $\zeta \xi^i$. When $\frac{1}{\xi} = 2$, this is a regular quadtree.

Informally, an ξ -quadtree connects a node directly to its descendants that are λ levels below it in the regular quadtree. Thus, to cover the quadtree, we need λ different ξ -quadtrees to cover all the levels of the quadtree. This cover can be realized by setting the level of the root of the ξ -quadtree. Specifically, we fix the root of the ξ -quadtree $\mathcal{T}_\varepsilon^i$ to be $[0, 2^i)^d$, for $i = 1, \dots, \lambda$. We thus get the following.

Lemma 3.11. *Let \mathcal{T} be a regular (infinite) quadtree over $[0, 2]^d$. There are λ ξ -quadtrees $\mathcal{T}_\xi^1, \dots, \mathcal{T}_\xi^\lambda$, such that the collection of cells at each level in \mathcal{T} is contained in exactly one of these λ ξ -quadtrees.*

We need the following result on shifted quadtrees (see also [CHJ20, Appendix A.2]).

Lemma 3.12 ([Cha98], Lemma 3.3). *Consider any two points p, q in the unit cube $[0, 1]^d$, and let \mathcal{T} be the infinite quadtree of $[0, 2]^d$. For $D = 2\lceil d/2 \rceil$ and $i = 0, \dots, D$, let $\nu_i = (i/(D+1), \dots, i/(D+1))$. Then there exists an $i \in \{0, \dots, D\}$, such that $p + \nu_i$ and $q + \nu_i$ are contained in a cell of \mathcal{T} with side length $\leq 2(D+1) \|p - q\|$.*

Observation 3.13. Consider a ball $\mathcal{B}(c, \ell) \subseteq [0, 1]^d$, and its axis aligned bounding cube C . Let p and q be the bottom and top corners of C . Applying Lemma 3.12 to p and q , we have that there is a node v in a shifted quadtree that its sidelength is at most $L \leq 2(D+1) \|p - q\| \leq (2d+4)\sqrt{d}2\ell \leq 8d^{3/2}\ell$, as $\|p - q\| = \sqrt{d} \cdot 2\ell$.

Theorem 3.14. *For a set P of n points in \mathbb{R}^d , and $\varepsilon \in (0, 1)$, one can compute a pair decomposition \mathcal{W} of size $O(\frac{d^3 n}{\varepsilon} \log \frac{d}{\varepsilon})$. The decomposition \mathcal{W} is $\frac{1}{\varepsilon}$ -ABC and $\frac{1}{\varepsilon}$ -SSPD.*

Proof: Let ξ be the maximum number that is a power of 2 and smaller than $< \varepsilon/(128d^2)$. We construct the $D = 2\lceil d/2 \rceil \leq d+1$ shifted quadtrees of Lemma 3.12 over the points of P (we can assume $P \subseteq [0, 1]^d$ by shifting and scaling). Next, for each such shifted quadtree, we compute the λ ξ -quadtrees each one of them induces. We compress the resulting $N = O(D\lambda) = O(d \log \frac{d}{\varepsilon})$ ε -quadtrees – they each store the n points of P in their leaves, and each one of them has at most $n-1$ internal nodes.

Now, given such a compressed ξ -quadtree, for each of its nodes, v , we consider its $\frac{1}{\xi}$ -grid \mathcal{G}_v , partitioning its cell \square_v , and assume the side length of cells in \mathcal{G}_v is ζ . For a cell $\square \in \mathcal{G}_v$ that contains at least one point of P , we generate several pairs associated with \square to the computed ABC, as follows. Let

$$\rho = \frac{8\sqrt{d}}{\varepsilon} \zeta.$$

For $i = 0, \dots, 1/\xi$, consider the spheres

$$S_i = \left\{ x \in \mathbb{R}^d \mid \|\bar{c} - x\| = \rho + i\zeta \right\}.$$

Let $\mathcal{G}_{v,i}$ be the set of all the grid cells of \mathcal{G}_v intersecting S_i , and let $Y_i = \cup_{C \in \mathcal{G}_{v,i}} (C \cap P)$, for $i = 0, \dots, 1/\xi$. We add the pairs $\mathbf{p}_i = \{P \cap \square, Y_i\}$ to the computed ABC, for $i = 0, \dots, 1/\xi$, see [Figure 3.1](#). It is straightforward to verify that all these pairs are ε -stable, see [Tedium A.2](#).

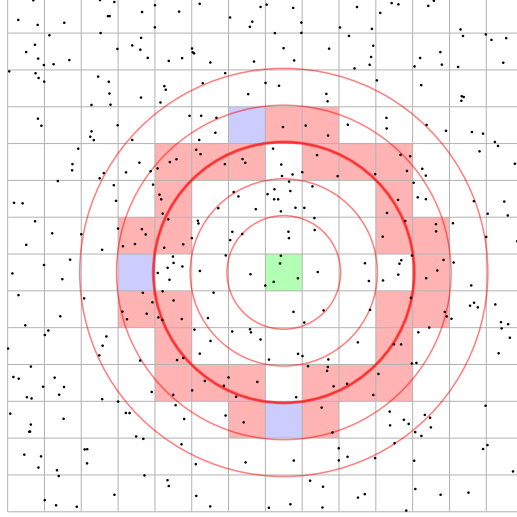


Figure 3.1: The set of points in the green cell is paired with the set of points in the red cells (the blue cells are empty).

Consider a specific compressed ξ -quadtree \mathcal{T} . A node v in it gives rise to at most $O(n_v(1 + 1/\xi))$ pairs, where n_v is the number of children v has (i.e., $n_v = |\{C \in \mathcal{G}_v \mid C \cap P \neq \emptyset\}|$). Clearly, $\sum_{v \in \mathcal{T}} n_v = n - 1$. Thus, each tree gives rise to $O(n/\xi)$ pairs, and overall there are $O(n/\xi) = O(d^2 n/\varepsilon)$ pairs generated for this tree. Since there are N ξ -quadtrees, it follows that the total number of pairs is $O(d^3 \frac{n}{\varepsilon} \log \frac{d}{\varepsilon})$.

As for the covering property, consider two points $p, q \in P$, with $\ell = \|p - q\|$. Let $\mathcal{C} = \mathcal{C}(p, \ell)$. By [Observation 3.13](#), there is a shifted quadtree that contains this ball in a cell with sidelength L , where

$$2\ell \leq L \leq 8d^{3/2}\ell.$$

This cell \square corresponds to a node v in one of the computed ξ -quadtrees. Let \square_p and \square_q be the two children cells of \square that contains p and q . The sidelength of \square_p is $\zeta = \xi L$. Observe that $\varepsilon/(256d^2) \leq \xi \leq \varepsilon/(128d^2)$, and as

such

$$\frac{\ell}{\zeta} = \frac{\ell}{\xi L} \geq \frac{256d^2\ell}{\varepsilon \cdot 8d^{3/2}\ell} = \frac{32\sqrt{d}}{\varepsilon} > \frac{8\sqrt{d}}{\varepsilon} = \frac{\rho}{\zeta}.$$

This implies that $\ell > \rho$ for this cell. Similarly, we have

$$\frac{\ell}{\zeta} = \frac{\ell}{\xi L} \leq \frac{128d^2\ell}{\varepsilon \cdot 2\ell} = \frac{64d^2}{\varepsilon} \leq \frac{1}{\xi}.$$

Namely, the cell of \square_p would be in the center of one of the generated sets in the pair decomposition, and it would contain the points of $P \cap \square_q$ on the other side. We conclude that the pair pq would be covered in the generated decomposition. \blacksquare

Remark 3.15. Every pair in the decomposition computed by [Theorem 3.14](#) can be represented implicitly (in a similar fashion to **WSPD**). Indeed, each pair computed is a quadtree node coupled with a set of quadtree nodes, all children of the same ξ -quadtree node, that intersect a certain sphere. The number of such grid cells in a set is $O(1/\xi^{d-1}) = O(1/\varepsilon^{d-1})$. Namely, a single set can be represented as a list of $O(1/\varepsilon^{d-1})$ nodes, where each node contributes all the points stored in its subtree to the set.

Remark 3.16. [Theorem 3.14](#) improves the number of pairs in the $\frac{1}{\varepsilon}$ -SSPD compared to previous work, from $O(n/\varepsilon^d)$, to $O(n \cdot \frac{d^3}{\varepsilon} \log \frac{1}{\varepsilon})$. This result should improve some results using SSPDs. However, the current construction of SSPDs does not have the property that the weight of the SSPD is near linear, and it can be quadratic in the worst case. It is quite conceivable that previous constructions can be modified to use the new ideas, and get a construction with an improved number of pairs and a small weight.

Note that the resulting decomposition is not disjoint, and a single pair would get covered multiple times.

4. Constant approximation in doubling metrics

4.1. Preliminaries

Let P be a set of n points in a metric space (\mathcal{X}, d) , with bounded doubling dimension \dim . A standard construction of **WSPDs** in doubling metrics is by Har-Peled and Mendel [[HM06](#)]. It is an adaptation of the construction

in Euclidean spaces by Callahan and Kosaraju [CK95]. The first step is constructing a hierarchical tree over the points, similar in spirit to quadrees.

Definition 4.1. A *net-tree* of P is a tree T storing the points of P in its leaves. For a node $v \in T$, $P_v \subset P$ is the set of leaves in the subtree of v . Each node v has an associated representative point $\rho(v) \in P_v$. Internal nodes have at least two children. Each vertex v has a *level* $L(v) \in \mathbb{Z} \cup \{-\infty\}$. The levels satisfy $L(v) < L(\bar{p}(v))$, where $\bar{p}(v)$ is the parent of v in T . The levels of the leaves are $-\infty$.

We require the following properties from T :

- (I) *Covering*. For all $v \in T$: $\mathcal{B}\left(\rho(v), \frac{2\tau}{\tau-1} \cdot \tau^{L(v)}\right) \supset P_v$, where $\tau = 11$.
- (II) *Packing*. For all non-root $v \in T$: $\mathcal{B}\left(\rho(v), \frac{\tau-5}{2(\tau-1)} \cdot \tau^{L(\bar{p}(v))-1}\right) \cap P \subset P_v$.
- (III) *Inheritance*. For all nonleaf $u \in T$, there exists a child $v \in T$ of u such that $\rho(u) = \rho(v)$.

Net-trees are an abstraction of compressed quadrees, as the levels of a node and its child can be dramatically different. Uncompressed quadtree corresponds to net-tree where the levels of consecutive nodes along a path differ by exactly one (except the leaves). A net-tree where all the levels are consecutive is uncompressed.

Theorem 4.2 ([HM06]). *Given a set P of n points in \mathcal{X} , one can construct a net-tree for P in $2^{O(\dim)} n \log n$ expected time, where \dim is the doubling dimension of \mathcal{X} .*

Once such a net-tree is available, computing the WSPD is relatively straightforward.

Lemma 4.3 ([HM06]). *Let P be a set of n points in a metric space \mathcal{X} . For $\varepsilon \in (0, 1)$, one can construct a $\frac{1}{\varepsilon}$ -WSPD of size $n\varepsilon^{-O(\dim)}$, and expected construction time is $2^{O(\dim)} n \log n + n\varepsilon^{-O(\dim)}$. Furthermore, the pairs of the WSPD are of the form $\{P_u, P_v\}$, where u, v are vertices of a net-tree of P , such that $\nabla(P_u), \nabla(P_v) \leq \varepsilon d(\rho(u), \rho(v))$.*

Proof: (Sketch.) The algorithm computes a net-tree T using Theorem 4.2. Then, the algorithm maintains a FIFO queue of pairs of nodes $\{u, v\}$ that it has to separate. Initially, the queue consists of a single pair, that is, $\{\nabla(T), \nabla(T)\}$. The algorithm repeatedly considers the pair $\mathbf{p} = \{u, v\}$ at

the head of the queue, and checks if the pair is separated. For a pair \mathbf{p} , define its **level** to be $L(\mathbf{p}) = \max(L(u), L(v))$. The pair \mathbf{p} is defined to be separated if $8 \frac{2\tau}{\tau-1} \cdot \tau^{L(\mathbf{p})} \leq \varepsilon \cdot d(\rho(u), \rho(v))$. In other words, the distance between the representatives $\rho(u)$ and $\rho(v)$ is large enough to separate (the balls covering) P_u and P_v . Now, if the pair \mathbf{p} is separated, then the pair $\{P_u, P_v\}$ is output. Otherwise, let $L(u) > L(v)$. The algorithm splits the bigger pair u by replacing \mathbf{p} in the queue with the pairs $C_u \otimes \{v\}$, where C_u is the set of children of v .

The output pairs have the form $\{P_u, P_v\}$. One can verify that every pair of points is covered by a well-separated pair $\{P_u, P_v\}$ in the output. Moreover, these pairs satisfy $\nabla(P_u), \nabla(P_v) \leq \varepsilon d(\rho(u), \rho(v))$, since by the covering property (I) of the net-tree, $\nabla(P_u), \nabla(P_v) \leq \frac{\varepsilon}{4} d(P_u, P_v)$, as $P_u \subseteq \mathcal{B}(\rho(u), r)$ and $P_v \subseteq \mathcal{B}(\rho(v), r)$, where $r = \frac{2\tau}{\tau-1} \cdot \tau^L$.

The standard charging argument for WSPDs yields a size bound of $n/\varepsilon^{O(\dim)}$ pairs in the WSPD. In particular, if $L(u) > L(v)$, we charge the pair $\{P_u, P_v\}$ to the parent of v in the net-tree, and show using a packing argument in the doubling metric that each node $v \in T$ is charged at most $\varepsilon^{-O(\dim)}$ times. For details, see [HM06]. \blacksquare

4.2. Output-sensitive running time

For the running time analysis, we improve on [HM06] by providing an output-sensitive analysis. Let \mathcal{W} be the $\frac{1}{\varepsilon}$ -WSPD computed by the algorithm. Consider a history tree H of the computation of the WSPD, having the pairs being created by the algorithm as nodes. Every internal node in this tree has two or more children, and every leaf corresponds to a pair being output. Additionally, at most $O(n)$ superfluous leaves correspond to self-pairs $\{u, u\}$, with $u \in T$, and u being a leaf. Overall, the size of H is $N = O(n + |\mathcal{W}|)$. A careful inspection of the algorithm (see Lemma 4.3) reveals that its overall running time is $2^{O(\dim)} n \log n + 2^{O(\dim)} |H| = 2^{O(\dim)} (n \log n + |\mathcal{W}|)$. We state the output-sensitive running time as a corollary.

Corollary 4.4. *The WSPD algorithm in Lemma 4.3 runs in expected time $2^{O(\dim)} (n \log n + |\mathcal{W}|)$, where \mathcal{W} is the $\frac{1}{\varepsilon}$ -WSPD computed.*

4.3. Approximation factor for minWSPD

Lemma 4.5. *The WSPD algorithm of Lemma 4.3 outputs $\frac{1}{\varepsilon}$ -WSPD of size at most $2^{O(\dim)} |\text{opt}|$, where opt is the optimal $\frac{1}{\varepsilon}$ -WSPD for P .*

Proof: Let \mathcal{W} be the WSPD output by the algorithm. It would be easier to argue here on the uncompressed net-tree. In this scenario, a pair $\{u, v\} \in \mathcal{W}$ has the property that $|L(u) - L(v)| \leq 1$. Note that running the algorithm on the uncompressed net-tree, or the original net-tree, would output *exactly* the same pairs. The difference is that in the compressed version, the algorithm can “slide” down a compressed edge in constant time, whereas the uncompressed version must laboriously go down the levels one by one.

Consider an “unbalanced” pair $\{u, v\}$ with $L(u) = L(v) + 1$ (i.e., u is larger than v). We replace this pair in \mathcal{W} by the pairs $C_u \otimes \{v\}$, where C_u are the children u in T . We repeatedly do this replacement till all pairs are balanced. This replacement process increases, by a factor of at most $2^{O(\dim)}$, the size of \mathcal{W} , as this bounds the maximum degree in T . Let \mathcal{W}' be the resulting $\frac{1}{\varepsilon}$ -WSPD

The set \mathcal{W}' is a list of pairs $\mathbf{p}_1, \dots, \mathbf{p}_m$ of nodes of the net-tree. And similarly, the optimal $\frac{1}{\varepsilon}$ -WSPD is a list of pairs $\mathbf{o}_1, \dots, \mathbf{o}_k$, where $\mathbf{o}_i = \{X_i, Y_i\}$ for all i .

For all $\mathbf{p} = \{u, v\} \in \mathcal{W}'$, we register \mathbf{p} with the (assume unique) optimal pair $\mathbf{o}_j = \{X_j, Y_j\}$ such that $\rho(u_i) \in X_j$ and $\rho(v_i) \in Y_j$.

Consider an optimal pair \mathbf{o} , and let $\Delta = \nabla(A \cup B)$. Let $\mathbf{p}_1, \dots, \mathbf{p}_t$ be all the pairs of \mathcal{W}' registered with \mathbf{o} . All the pairs registered with \mathbf{o} must belong to levels $\mu, \mu - 1$, for some integer μ . Indeed, if not, consider the two extreme pairs \mathbf{p}, \mathbf{p}' registered with \mathbf{o} , with $L = L(\mathbf{p}) > L(\mathbf{p}') + 1$. But then, for $\mathbf{p}' = \{u', v'\}$, a tedious but straightforward argument shows that $\{\bar{\mathbf{p}}(\rho(u')), \bar{\mathbf{p}}(\rho(v'))\}$ would be considered to be separated by the algorithm. Implying that \mathbf{p}' has not been output by the algorithm, a contradiction.

Let Q be the set of all the representatives of pairs of level $\mu - 1$, contained in A , where $\mathbf{p} = \{A, B\}$. We have $\nabla(A) \leq \varepsilon \Delta$, but by the packing property of the net-tree, the minimum distance between points of Q is at least $\Omega(\varepsilon \Delta)$. The doubling dimension implies that $|Q| \leq 2^{O(\dim)}$. Applying a similar analysis to B , and to registered pairs of level μ , we conclude that the number of pairs of \mathcal{W}' registered with \mathbf{o} is $2 \cdot 2^{O(\dim)} \cdot 2^{O(\dim)} = 2^{O(\dim)}$. ■

4.4. The result

Theorem 4.6. *Let P be a set of n points in a metric space \mathcal{X} with doubling dimension \dim . For $\varepsilon \in (0, 1)$, the algorithm of [Lemma 4.3](#) constructs a $\frac{1}{\varepsilon}$ -WSPD of size $2^{O(\dim)} |\text{opt}|$, and in $2^{O(\dim)} (|\text{opt}| + n \log n)$ expected time, where opt is the minimal sized $\frac{1}{\varepsilon}$ -WSPD of P .*

5. Hardness of minimum-size WSPD

5.1. Hardness of arbitrary metric spaces

The reduction is from ECliqueCover.

Problem 5.1 (ECliqueCover). An instance is a pair (\mathcal{G}, k) , where \mathcal{G} is a graph, and one has to decide if one can cover the edges of \mathcal{G} by k cliques that are contained in \mathcal{G} .

ECliqueCover is NP-HARD, and it is NP-HARD to approximate within a factor of $n^{1-\delta}$, for some $\delta \in (0, 1)$, see [\[LY94\]](#).

Theorem 5.2. *Computing the (exact) minimum size 3-WSPD is NP-HARD on an arbitrary metric space.*

Proof: Consider an instance (\mathcal{G}, k) of the ECliqueCover problem, with n vertices. Construct a metric space (\mathcal{X}, d) with $V = V(\mathcal{G})$ as the initial set of elements. Let $d(u, v) = 1$ if $uv \in E(\mathcal{G})$, and 2 otherwise. The metric space (\mathcal{X}, d) is a $1/2$ metric space. Add a new point p to \mathcal{X} , such that $d(p, v) = 3$ for all $v \in \mathcal{X}$. The finite metric space \mathcal{X} has a 3-WSPD of size $\binom{n}{2} + k$ if and only if CliqueCover on G has a clique cover of size k .

Indeed, if \mathcal{G} has a clique cover C_1, \dots, C_k , then a corresponding 3-WSPD, of the state size, is

$$\mathcal{W} = \left\{ \{p\}, V(C_i) \right\}_{i=1}^k \cup \binom{V}{2}.$$

The set \mathcal{W} is a valid 3-WSPD for \mathcal{X} , as it covers all the pairwise points in \mathcal{X} , and the diameter of each C_i is one by construction, and thus, all the pairs constructed are 3-separated.

Conversely, let \mathcal{W} be a 3-WSPD of size N . Any two elements $u, v \in V$ have distance either 1 or 2. Thus, as $\varepsilon = 1/3$, all the pairs involving only

points of V must be singletons, as otherwise they would not be 3-separated. Similarly, the “special” point p must be a singleton in any pair of \mathcal{W} including it, as any set containing p and some other point of V has diameter 3, which is not 3-separable from any set of points in \mathcal{X} . Thus, the pairs in \mathcal{W} can be broken into two types of pairs:

(I) Singleton pairs $\{\{x, y\}\}$, with $x, y \in V$. There are exactly $\binom{n}{2}$ such pairs.

(II) Pairs $p_i = \{\{p\}, V_i\}$, for $i = 1, \dots, t$, where $N = \binom{n}{2} + t$ and $V_i \subseteq V(\mathcal{G})$.

If the induced subgraph \mathcal{G}_{V_i} form a clique, then $\nabla(V_i) = 1$, and the pair p_i is 3-separated. If V_i is not a clique then $\nabla(V_i) = 2$, and then p_i is not 3-separated. We conclude that \mathcal{W} encodes a $N - \binom{n}{2}$ clique cover for \mathcal{G} .

Thus, \mathcal{X} has a 3-WSPD of size $\binom{n}{2} + k \iff \mathcal{G}$ has a clique cover of size k . \blacksquare

Lemma 5.3. *For a finite metric space \mathcal{X} defined over a set of n points, for $\delta \in (0, 1)$ sufficiently small, no n^δ -approximation to the size of the optimal 3-WSPD of \mathcal{X} is possible, unless $P = NP$.*

Proof: Let us repeat the above proof, but use $\beta \gg n^2$ copies of the original graph. Given a graph $\mathcal{G} = (V, E)$, with $n = |V|$ and $m = |E|$, consider the set $U = V \times \llbracket \beta \rrbracket$, where β is an integer and $\llbracket \beta \rrbracket = \{1, \dots, \beta\}$. Let $\mathcal{X} = (U, d)$ be a metric space, where for two points $(x, i), (y, j) \in U$, we define their distance to be (i) 3 if $i \neq j$, (ii) 1 if $xy \in E$, and (iii) 2 if $i = j$ and $xy \notin E$. Intuitively, we have β copies of the 1/2 metric from the previous proof, with distance 3 between the copies.

If \mathcal{G} has an (edge) clique cover of size k , with cliques in the cover having the vertices sets C_1, \dots, C_k , then setting $C_{\alpha, i} = C_\alpha \times \{i\}$, we have the 3-WSPD:

$$\begin{aligned} \mathcal{W} = & \left\{ \{C_{\alpha, i}, C_{\beta, j}\} \mid i, j \in \llbracket \beta \rrbracket, \alpha, \beta \in \llbracket k \rrbracket, i < j \right\} \\ & \cup \left\{ \{ \{(u, i)\}, \{(v, i)\} \} \mid i \in \llbracket \beta \rrbracket, u, v \in \llbracket n \rrbracket, u \neq v \right\}. \end{aligned}$$

The first part matches all the cliques between different layers, and the second part covers each layer's vertices with $\binom{n}{2}$ singleton pairs. Overall, this WSPD has size

$$\xi = \binom{\beta}{2} k^2 + \beta \binom{n}{2}.$$

Assume that we had somehow computed a 3-WSPD \mathcal{W} of \mathcal{X} with $\alpha\xi$ pairs, for some $\alpha < k$ (here, the clique cover is not provided). A pair $\{X, Y\} \in \mathcal{W}$, must have the property that there are indices i, j , such that $X \subseteq V \times \{i\}$ and $Y \subseteq V \times \{j\}$, as otherwise $\nabla(X) \geq 3$ or $\nabla(Y) \geq 3$, which in either case would imply the pair can not be 3-separated as $\nabla(\mathcal{X}) = 3$.

Let $\mathcal{W}_{i,j}$ be all the pairs in \mathcal{W} between subsets of $V \times \{i\}$ and $V \times \{j\}$. By averaging, there are indices i, j such that $|\mathcal{W}_{i,j}| \leq |\mathcal{W}| / \binom{\beta}{2} \leq \alpha k^2 + 1 \leq k^3$. Interpreting all the sets of $\mathcal{W}_{i,j}$ covering $V \times \{i\}$ as an edge clique-cover of \mathcal{G} , implies that we had computed a k^3 cover of \mathcal{G} . To see why this is impossible, assume $k = O(n^{\delta/8})$, for some sufficiently small constant $\delta \in (0, 1)$ (this can be ensured by adding a sufficiently large clique to the original graph \mathcal{G}). We thus had computed an k^2 -approximate clique cover for \mathcal{G} , where $k^3/k = O(n^{\delta/4}) \ll O(n^{1-\delta})$. However, it is known [LY94] that unless $P = NP$, no approximation of quality $n^{1-\delta}$ is possible for edge clique cover. ■

5.2. Hardness in 2d

5.3. NP-HARDNESS in the Euclidean plane

5.3.1. Background

Given a metric space (\mathcal{X}, d) , a set of points $P \subseteq \mathcal{X}$, and a set of centers $C \subseteq \mathcal{X}$, the k -center clustering *price* of P by C is $d_{\max}(P, C) = \max_{p \in P} d(p, C) = \max_{p \in P} \min_{c \in C} d(p, c)$. Every point in P is within distance at most $d_{\max}(P, C)$ from its nearest center in C .

Definition 5.4. The *k -center problem* is to find a set $C \subseteq \mathcal{X}$ of k points, such that $d_{\max}(C, P)$ is minimized: $\text{opt}_k(P) = \min_{C \subseteq P, |C|=k} d_{\max}(P, C)$.

Definition 5.5 (PairwiseClustering). The *k -pairwise clustering* problem is to find a partition of P into k disjoint sets $\Pi = \{P_1, \dots, P_k\}$, such that the *diameter* $\nabla(\Pi) = \max_{X \in \Pi} \nabla(X)$ is minimized. The optimal such diameter is denoted by

$$\text{opt}_{\nabla, k}(P) = \min_{\Pi \in \llbracket k \rrbracket^P} \nabla(\Pi),$$

where $\llbracket k \rrbracket^P$ denotes the set of all k disjoint partitions of P .

Gonzalez [Gon85] presented a simple, $O(kn)$ time, 2-approximation algorithm to the optimal k -center clustering radius, and it is not hard to show

that no better approximation exists in general metric spaces. The same algorithm provides a 2-approximation for the **PairwiseClustering** problem. Feder and Greene [FG88] showed that in two dimensions it is ≈ 1.822 hard to approximate the optimal k -center radius. For **PairwiseClustering**, they showed a slightly stronger hardness.

Theorem 5.6. [FG88, Theorem 2.1]. *PairwiseClustering, in the plane (under the L_2 -norm) is, NP-HARD to approximate within a factor of $\alpha = 2 \cos 10^\circ \approx 1.969$.*

The proof of Feder and Greene [FG88] works via a reduction from **Vertex-Cover** for planar graphs of degree at most 3. Specifically, given such a graph, they carefully replace its edges with long chains of points, and the vertices are carefully designed to merge such chains. In the resulting point set P (which looks “like” an embedding of the original graph), there is a parameter k , such that either P can be covered by k clusters of diameter 1, in which case the original graph has a vertex-cover of size k . Alternatively, any cover of the resulting point set by k clusters has **PairwiseClustering** diameter α (k here is quite large).

5.3.2. Reduction

Theorem 5.7. *Computing the minimum size WSPD is NP-HARD for point sets in the Euclidean plane. Specifically, given a point set Q in the plane, and parameters $t \in \mathbb{N}$ and $\varepsilon \in (0, 1)$, such that deciding if Q has a $\frac{1}{\varepsilon}$ -WSPD of size at most t is NP-HARD.*

Proof: Let (P, k) be an instance of **PairwiseClustering** problem in the plane as generated by the reduction of Theorem 5.6. The task at hand is to decide if P can be partitioned into k clusters of diameter 1, or P has the property that any such partition has **PairwiseClustering** diameter α . Let $n = |P|$, and observe that by the construction of P , we have $\nabla(P) \leq 2n$. Note, that for $\varepsilon < 1/4n$, any $\frac{1}{\varepsilon}$ -WSPD of P is an exhaustive list of all $\binom{n}{2}$ pairwise singletons.

The idea is to add a point p to P that is far away. Let p be a point in distance (say) $\ell = n/\delta$ from its closest point $p' \in P$, where $\delta \in (0, 1)$ is a sufficiently small constant to be specified shortly. For any $X \subseteq P$, we have that its separation quality in the pair $\{\{p\}, X\}$ is $\frac{\nabla(X)}{d(p, X)}$, which is bounded in the range

$$(1 - 2\delta) \frac{\delta}{n} \nabla(X) \leq \frac{\nabla(X)}{(2 + 1/\delta)n} \leq \frac{\nabla(X)}{\ell + 2n} \leq \frac{\nabla(X)}{d(p, X)} \leq \frac{\nabla(X)}{\ell} = \frac{\delta}{n} \nabla(X),$$

since $\frac{1}{2+1/\delta} = \frac{\delta}{1+2\delta} \geq \delta(1-2\delta)$.

Now, the gap in the **PairwiseClustering** diameter of P is between 1 and $\alpha \approx 1.969$. For $\delta = \min(1/4n, 10^{-5})$, a set $X \subseteq P$ of diameter 1, the corresponding pair $\{\{p\}, X\}$ has separation in the range $0.999\frac{\delta}{n}$ to $\tau = \frac{\delta}{n}$. On the other hand, if X has diameter α , then this pair has separation at least $0.999\frac{\delta}{n}\alpha > 1.96\tau$.

So, consider a $\frac{1}{\varepsilon}$ -WSPD \mathcal{W} of $Q = P \cup \{p\}$, for $\varepsilon = \tau = \min(1/4n, 10^{-5})/n$. This WSPD has $\binom{n}{2}$ singleton pairs to handle the points in P . All the pairs involving p must have p as a singleton on one side of the pair. The other side can have a diameter of at most 1 if we demand that it be $1/\tau$ -separated. If X has diameter α or bigger, then the pair would not be $1/\tau$ -separated. It follows, that if P has a k **PairwiseClustering** with k -clusters of diameter 1, then the corresponding $\frac{1}{\varepsilon}$ -WSPD would be of size $\binom{n}{2} + k$. The implication also works in the other direction. If P has a minimum k -**PairwiseClustering** diameter α , then any ψ -WSPD of Q of size $\binom{n}{2} + k$, must have separation at least (say) $(0.99/\alpha)/\tau$. ■

6. The one-dimensional problem

6.1. Approximating minWSPD via SetCover

Let $P = \{p_1, \dots, p_n\}$ be a set of n points in the real line \mathbb{R} , where $p_i < p_{i+1}$ for all i . As described in the introduction and in [Section 2.5](#), we can reduce **CoverWSPD** to **SetCover**. We aim to cover the set $Q = \{(p_i, p_j) \mid i < j\}$ of all $\binom{n}{2}$ grid points strictly above the diagonal in the non-uniform grid $P \times P$.

A (maximal) well-separated pair for P , is a pair $\mathfrak{p} = \{I, J\}$, where I, J are intervals on the line, and I and J are $\frac{1}{\varepsilon}$ -well-separated. Formally, we require that $\ell(I), \ell(J) \leq \varepsilon d(I, J)$, where $\ell(I)$ denotes the length of I . We might as well pick I and J to be maximal while preserving the separation property. That is $\ell(I) = \ell(J) = \varepsilon d(I, J)$. In addition, if the two endpoints of I and J closest to each other are not points of P , we can move the two intervals apart, increasing their separation. Thus, for a fixed $\varepsilon > 0$, all the (maximal) separated pairs $\{I, J\} \in \mathcal{F}$ are uniquely defined by their two inner endpoints, which belong to P . Therefore, the size of \mathcal{F} is $\binom{n}{2}$.

When we order the pair (I, J) , denoting that $I < J$ (i.e., for all $x \in I$ and $y \in J$, we have $x < y$), the two inner points p_i, p_j form a point $u =$

(p_i, p_j) in Q . This gives a unique relation between $I \times J$ and the square $S_u := [p_i - \tau, p_i] \times [p_j, p_j + \tau]$, where $\tau = \varepsilon(p_j - p_i)$, by the bottom-right point u . The square S_u is the *shadow* of u , and u is the *anchor* of S_u .

Thus, the minWSPD of P corresponds to a minimal set $\mathcal{C} \subseteq \{S_u \mid u \in Q\}$ that covers the points of Q . This problem can be $(1 + \delta)$ -approximated in $n^{O(1/\delta^2)}$ time using local search [DL23, MR09], as this is an instance of discrete set cover by pseudodisks. Thus, we get the following.

Lemma 6.1. *Given a set P of n points in \mathbb{R} , and parameters $\varepsilon, \delta \in (0, 1)$, one can compute, in $n^{O(1/\delta^2)}$ time, a $\frac{1}{\varepsilon}$ -CoverWSPD of P with k pairs, where $k \leq (1 + \delta)\text{opt}$, where opt is the minimum number of pairs in any $\frac{1}{\varepsilon}$ -CoverWSPD of P .*

6.2. A 3-Approximation for CoverWSPD

As in Section 6.1, we interpret Q as the set of all points above the diagonal in the non-uniform grid $P \times P$, and search for a set of squares that covers Q . The algorithm uses the “One for the Price of Two” approach of Bar-Yehuda [Bar00]. We compute a set of three squares that provides at least as much coverage as a single square in the optimal solution.

Definition 6.2. The *vicinity* $V(p)$ of a point $p \in Q$ is the set of all points $p' \in Q$, such that $p, p' \in S_r$ for $r \in \mathbb{R}^2$. That is, the vicinity of p is the region of all the points in the plane that might be covered by a single shadow square that also covers p .

See Figure 6.1 for an example of a vicinity. We can reduce to $r \in Q$, because if there exists a S_r with $p, p' \in S_r$ than $r' := (\min(p_i, p'_i), \min(p_j, p'_j)) \in Q$ is an anchor of a shadow with $p, p' \in S_{r'}$.

Now, consider the optimal solution $\mathcal{O} \subseteq \mathcal{F}$, and consider a single point $p \in Q$ not yet covered. The point p is covered by \mathcal{O} , and for all squares $\square \in \mathcal{O}$ that contain p , we have $\square \subset V(p)$ by definition. Our main idea is to sweep the points Q from right to left and cover the left half of the vicinity of a point with three squares (compare to Figure 6.1).

Algorithm. We sort the input P to sweep our points Q from right to left. As our points have a grid structure, we can process them column-wise. We only process uncovered points and add squares to cover the left half of the vicinity of the current point.

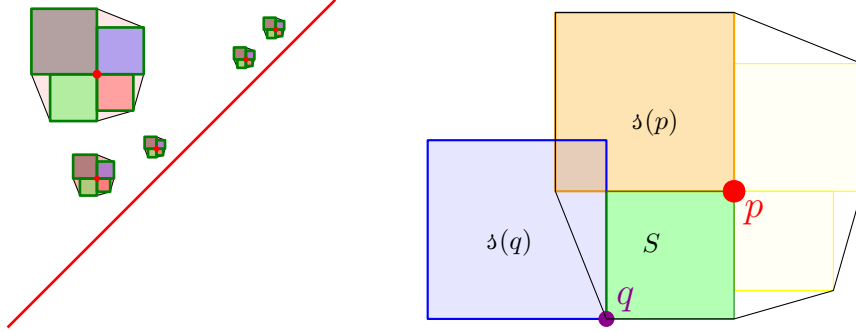


Figure 6.1: Left: A few points and their vicinities, for $\varepsilon = 0.4$. Right: The left half of the vicinity of a point p can be covered by three squares.

Horizontal and vertical intervals define a square. The horizontal interval I determines when an interval is inserted or deleted during the sweep, i.e. for which columns the square is relevant. The vertical intervals J cover points in the current column. We use a segment tree as status for the latter, see Bentley's algorithm [LW81]. A leaf of this segment tree is a point $p_i \in P$ representing the point (p_i, p_j) , where p_j is fixed by the current column. We can then query the segment tree for the next uncovered point, ordered from bottom to top, in this column. To ensure that no grid points below the diagonal are considered, for each column, we add the interval below the diagonal into the segment tree.

We have two events: Processing an uncovered point and starting a new column. When processing an uncovered point p , we add three squares to cover the left half of its vicinity (see Figure 6.1):

- S_p (i.e., the shadow of p),
- S , which is the unique shadow square that has p as its top right corner, and
- S_q , where q is the bottom left corner of S .

Note that S and S_q might not be in \mathcal{F} . However, as described above, we can move their anchor up resp. up and left to a point in $Q \cap V(p)$. We only add S and S_q if they contain a point from $V(p)$ besides p .

We insert the vertical segments of S_p and S into the segment tree. Since the anchor of S_q is left of the current column, we insert S_q into a priority

queue, prioritized by the column. In another priority queue, we add the delete events for the three squares, each with a priority indicating when to be deleted from the segment tree (defined by the horizontal segments).

When a new column is started, one checks the priority queues for squares whose intervals need to be added or deleted to the segment tree. Furthermore, at the start of a new column, one adds an interval to the segment tree to cover everything in the current column below the diagonal, and deletes the corresponding interval of the previous column.

We proceed with the following column if the segment tree contains no uncovered points. A visualization of the sweep and event status is shown in Figure 6.2.

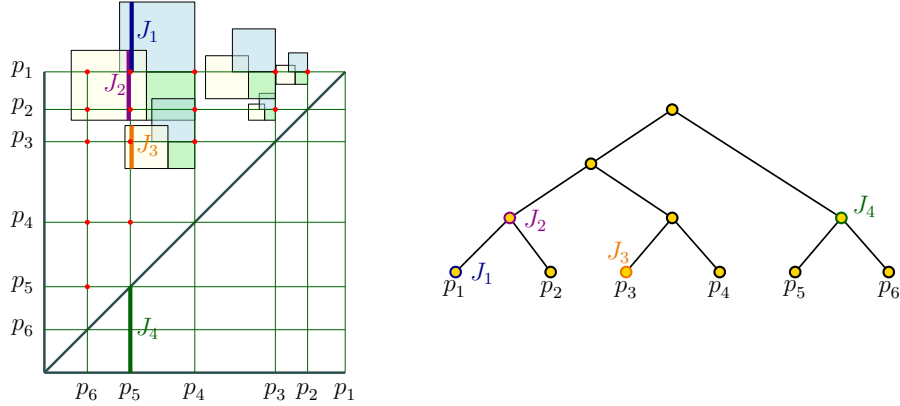


Figure 6.2: Visualization of the sweep and event status at the beginning of column p_5 . A search would find p_4 . When we place an interval over it on the backtrack, we check if the children of a node are covered; if they are, we mark the node as covered. So, covering p_4 propagates to the root node, and the next search would terminate at the root.

Approximation factor. Since we cover the vicinity of a point $V(p)$, our solution covers the optimal square(s) that cover p . Therefore, we get 3 as the approximation factor, which is the minimum number of squares to cover the vicinity of a point in any sweep direction.

Lemma 6.3. *For any $\varepsilon > 0$, only three squares are needed.*

Proof: To account for every sweep's direction, consider all halfplanes through p . First, observe that one can cover the two left quadrants with three squares.

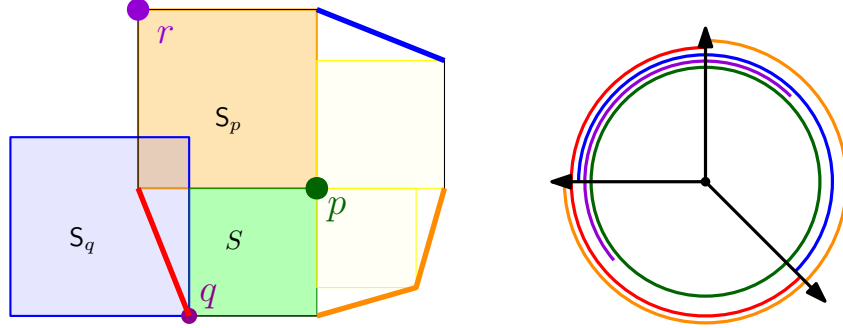


Figure 6.3: The five features in different colors and an angle plot with intervals show which direction includes which features. The three arrows highlight directions of the normal vector, which are the only ones with fewer than four features.

This argument gives us the lower bound. We highlight five features also shown in Figure 6.3. The upper left point r , the neighborhood of p , the diagonals in the upper right and lower left quadrant, and the two diagonals (as a single feature) in the lower right quadrant. All halfplanes, except for three, contain an open neighborhood of at least four of them. Every square that contains such an open neighborhood can not cover any other. One direction is your solution, another is a symmetrical version. The last one contains only two features. However, it contains the lower right quadrant, which can not be covered with three squares. So we need at least 3 squares, which gives a tight upper bound.

Finally, we analyze the running time.

Lemma 6.4. *Given a set P of n points in \mathbb{R} , and parameter $\varepsilon > 0$, one can compute, in $O(n \log n)$ time, a cover $\frac{1}{\varepsilon}$ -WSPD of P with k pairs, where $k \leq 3\text{opt}$, where opt is the minimum number of pairs in any cover $\frac{1}{\varepsilon}$ -WSPD of P .*

Proof: The runtime analysis relies on the optimal solution having $O(n)$ many squares. A square can be computed in constant time. We only insert and delete intervals for each column and the uncovered point. We can charge the uncovered points on the optimal intervals to get $O(n)$ many. Each insertion and deletion is in $O(\log n)$ time. Computing the subsequent uncovered point takes $O(\log n)$ time. For this purpose, we maintain a flag for each tree node

indicating whether it is fully covered. This tracking can be performed while inserting and deleting intervals, and verified by checking whether both children are fully covered during backtracking. Maintaining the priority queue takes $O(n \log n)$ overall. Each square introduces only one insertion, deletion, and a point lookup, and the overall runtime is $O(n \log n)$. ■

6.3. From a CoverWSPD to a PartitionWSPD

If one requires the separated pairs to be disjoint, we give a constant approximation.

Lemma 6.5. *Let \mathcal{S} be a set of n axis-aligned squares in the plane. Then one can compute, in polynomial time, a set \mathcal{R} of at most $9n$ interior-disjoint rectangles, such that $\cup_{\square \in \mathcal{S}} \square = \cup \mathcal{R}$. Furthermore, for each $r \in \mathcal{R}$, there exists a square $\square \in \mathcal{S}$, such that $r \subseteq \square$.*

Proof: Let $\mathcal{S} = \{\mathfrak{s}_1, \dots, \mathfrak{s}_n\}$ be this set of squares numbered from largest to smallest. We next insert them into the union one by one. Imagine collecting all the vertices that appear on the boundary of the union during this process into a set U .

In the i th iteration, at most 8 new vertices are added to U . Indeed, an edge of the smallest square (i.e., \mathfrak{s}_i) can support at most two vertices in the union. Indeed, as one traverses an edge e of \mathfrak{s}_i , once it enters into a larger square \mathfrak{s}_j , for $j < i$, it can not reappear on the union, as its endpoint lies in the interior of \mathfrak{s}_j . Thus, the portion of e that appears on the boundary of $\cup_{t=1}^i \mathfrak{s}_t$ is either empty or a single segment. Thus, \mathfrak{s}_i can contribute at most four edges to the union of squares, and hence at most 8 vertices to U .

For $i = 1, \dots, n$, let $\mathcal{U}_i = \mathbb{R}^2 \setminus \cup_{t=1}^i \mathfrak{s}_t$ be the complement of the union of the first i squares of \mathcal{S} , and let $R_i = \mathcal{U}_i \cap \mathfrak{s}_i$ be the region being newly covered in the i th iteration. The algorithm in the i th iteration adds the rectangles forming the vertical decomposition of R_i to the output set.

For $i = 1, \dots, n$, let $V_i = V(\partial \mathcal{U}_i)$ be the set of vertices of the union, and let $B_i = V_{i-1} \cap \mathfrak{s}_i$. The vertices of B_i are being “buried” in the interior of the union in the i th iteration.

Let $b_i = |B_i|$. If $b_i = 0$, then \mathfrak{s}_i is an “island”, and a new rectangle is added to the output. More generally, a somewhat naive upper bound on the number of rectangles needed in forming the vertical decomposition of R_i is $b_i + 1$. Indeed, imagine sweeping R_i from left to right. Every time a new

trapezoid (except the first one) is created, it is because of a newly encountered vertex of B_i .

Since every vertex being covered was created by some earlier iteration, we have $\sum_{i=1}^n b_i \leq 8m - 4$. Thus, the number of rectangles, output by the algorithm, is bounded by $9n$. ■

Remark 6.6. A similar result to [Lemma 6.5](#) holds for any (convex) pseudo-disks, but the constant is somewhat worse. A direct proof follows by randomized incremental construction drawing the objects from “back to front”, see [[HKS17](#), Section 2].

Combining [Lemma 6.1](#) and [Lemma 6.5](#) implies the following result.

Lemma 6.7. *Given a set P of n points in \mathbb{R} , and a parameter $\varepsilon \in (0, 1)$, one can compute, in $n^{O(1)}$ time, a partition $\frac{1}{\varepsilon}$ -WSPD of P with k pairs, where $k \leq 10\text{opt}$, where opt is the minimum number of pairs in any cover (or partition) $\frac{1}{\varepsilon}$ -WSPD of P .*

7. Experiments

We implemented our algorithms for the one-dimensional case. The implementation was done using `Julia`, and `Gurobi` to solve the associated integer program `IP`. Specifically, we implemented the following:

- (I) **Greedy**: Lifts the point set from one dimension to the 2d grid, and computes their associated anchored squares induced by the points. Then uses the standard greedy **SetCover** algorithm that repeatedly picks the set that covers the most uncovered elements.
- (II) **WSPD**: Uses the WSPD algorithm as described by Callahan and Kosaraju [[CK95](#)]. This algorithm outputs a disjoint cover, and it is surprisingly efficient in our experiments.
- (III) **Aprx3**: The 3-approximation algorithm described in [Section 6.2](#).
- (IV) **Aprx3C**: The algorithm of **Aprx3** with a post-processing stage removing unnecessary squares in the cover using greedy **SetCover** to compute a smaller sub-cover.
- (V) **IP**: A solution to the natural integer program for computing the cover of the associated set-system of points and squares. The `IP` was solved using `Gurobi`, with a time limit of 240 seconds. `Gurobi` is very good

at applying various techniques in solving the IP. In particular, the difficulty **Gurobi** had in solving even mildly sized instances suggests that computing the **minWSPD** is hard even for $\varepsilon = 1$ in one dimension. Nevertheless, **Gurobi** seems to have a good heuristic for solving this specific IP, and it gets a decent upper bound quite quickly.

- (VI) Disjoint IP: A solution to the natural integer program for computing the *disjoint* cover of the associated set-system of points and *rectangles*. This IP is much harder to solve than the original IP, and **Gurobi** had quite a hard time solving it. Note that in this case, when the upper and lower bounds provided by **Gurobi** disagree, neither bound necessarily represents a valid solution.

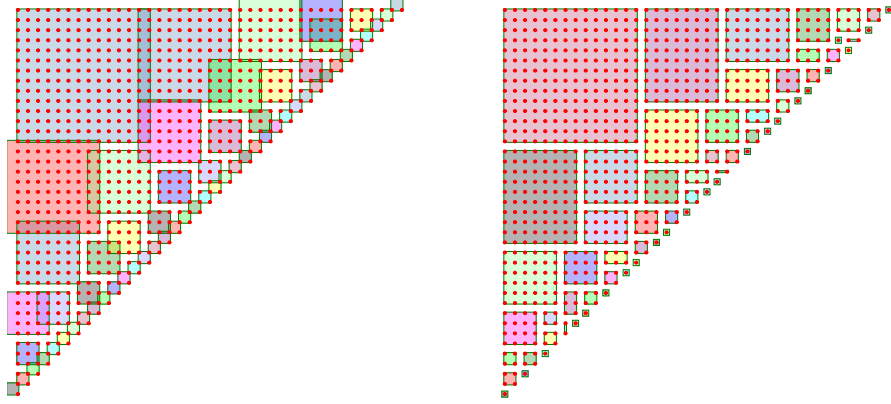


Figure 7.1: An example where the IP and the Disjoint IP solutions are different. Here $n = 40$, the IP solution uses 63 squares, while the disjoint solution uses 65. (The WSPD solution in this case is much worse and has size 82.)

An example where the IP cover and the Disjoint IP cover have different sizes is shown in Figure 7.1. We tried various distributions of points. Initially, it seems believable that the uniform case (i.e., the points are $1, \dots, n$) is the hardest (see Table 7.1), but this turned out to be false. The distribution that required the largest number of pairs, that we came up with, is the logarithmic distribution (see Table 7.6), where the i th point is $\log(i + 1)$, for $i = 1, \dots, n$. See Figure 7.2 for comparison of the optimal solution in both cases.

See Figures 7.3, 7.3, 7.4, 7.5, and 7.6 for comparison of the different solutions on uniform point sets of size $n = 10, 20, 30, 40$. We are not showing

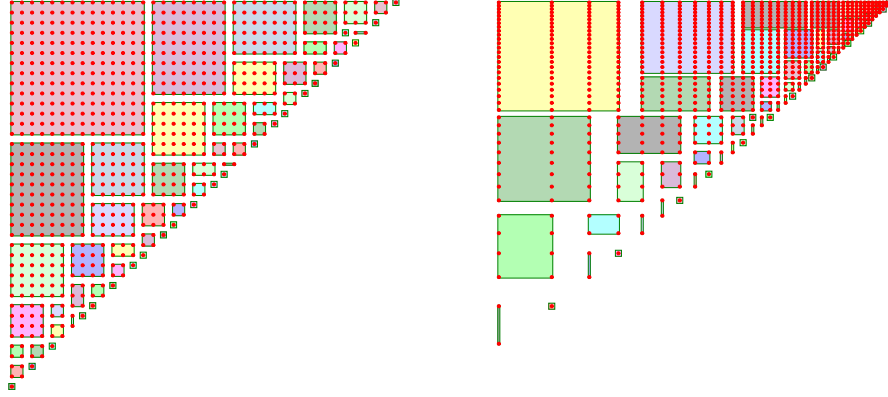


Figure 7.2: The uniform $\{1, \dots, n\}$ (left) vs the log distribution (right). The solutions shown are the Disjoint IP covers, where the uniform case uses 63 rectangles, while the right uses 74. The log distribution seems to be harder because the elements close to the diameter are harder to cover and require smaller sets.

the IP disjoint solutions because they are similar to the other solutions. See also Tables 7.1, 7.2, 7.3, 7.4, 7.5, and 7.6.

Remark 7.1. We do not know what the worst input is for n points in one dimension as far as computing minWSPD, and it is an interesting open problem for further research.

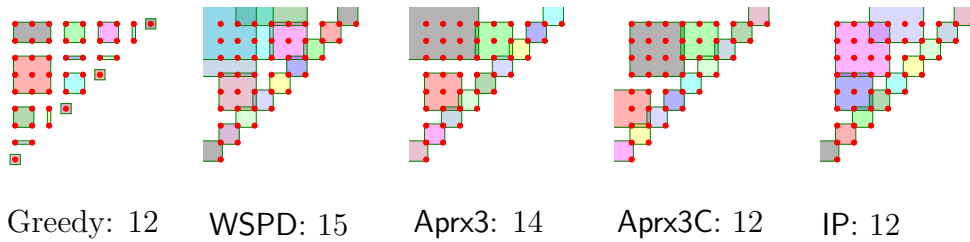
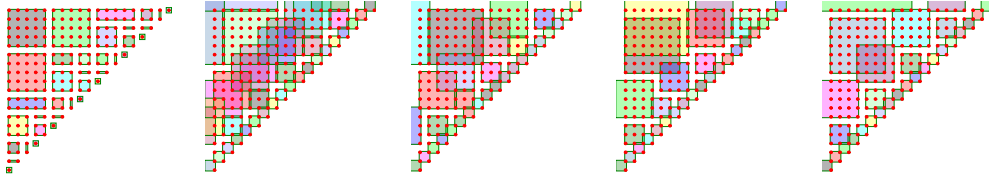
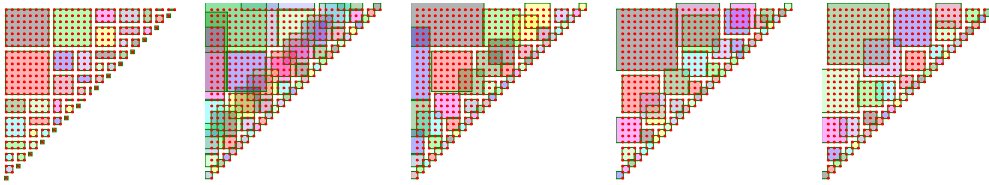


Figure 7.3: Solution for $n = 10$, the input is $1, 2, \dots, n$, and $\varepsilon = 1.0$.



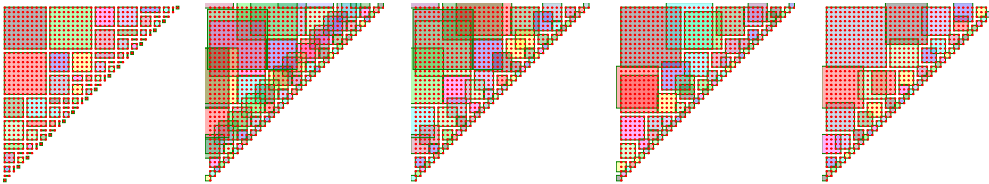
Greedy: 30 WSPD: 36 Aprx3: 38 Aprx3C: 31 IP: 29

Figure 7.4: Solution for $n = 20$, the input is $1, 2, \dots, n$, and $\varepsilon = 1.0$.



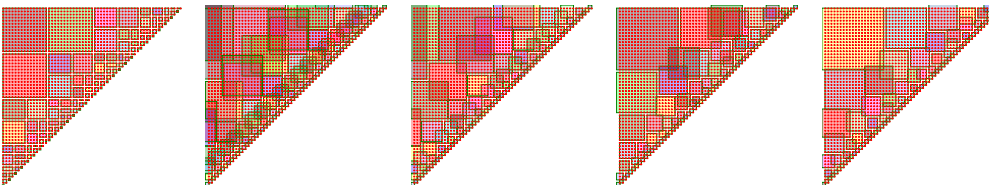
Greedy: 49 WSPD: 55 Aprx3: 63 Aprx3C: 51 IP: 45

Figure 7.5: Solution for $n = 30$, the input is $1, 2, \dots, n$, and $\varepsilon = 1.0$.



Greedy: 69 WSPD: 82 Aprx3: 86 Aprx3C: 72 IP: 63

Figure 7.6: Solution for $n = 40$, the input is $1, 2, \dots, n$, and $\varepsilon = 1.0$.



Greedy: 108 WSPD: 122 Aprx3: 139 Aprx3C: 113 IP: 98

Figure 7.7: Solution for $n = 60$, the input is $1, 2, \dots, n$, and $\varepsilon = 1.0$.




Figure 7.8: Solution for $n = 80$, the input is $1, 2, \dots, n$, and $\varepsilon = 1.0$.

n	N	Greedy	WSPD	Aprx3	Aprx3C	IP	IP _{LB}	IP DJ	IP DJ _{LB}
10	45	12	15	14	12	12	12	12	12
20	190	30	36	38	31	29	29	29	29
30	435	49	55	63	51	45	45	47	47
40	780	69	82	86	72	63	63	65	65
50	1,225	87	111	112	91	81	81	84	82
60	1,770	108	122	139	113	98	98	105	100
70	2,415	126	143	162	132	116	115	122	118
80	3,160	146	177	189	156	134	132	–	–
90	4,005	167	207	216	177	152	149	–	–
100	4,950	188	236	239	196	170	166	–	–
120	7,140	228	259	293	240	208	201	–	–
140	9,730	265	302	344	283	242	236	–	–
160	12,720	308	368	395	325	285	271	–	–
180	16,110	345	430	450	371	335	–	–	–
200	19,900	387	489	501	414	374	–	–	–
250	31,125	501	546	630	520	473	–	–	–
300	44,850	591	692	763	630	573	–	–	–
350	61,075	696	837	893	740	672	–	–	–
400	79,800	797	998	1,023	848	771	–	–	–

Table 7.1: Results for the 1-dim for the point set $1, 2, \dots, n$ and $\varepsilon = 1$. Here, n is the number of points, and $N = n(n - 1)/2$ is the number in the 2d lifted point set. The *LB* designation refers to the lower bound.

n	N	Greedy	WSPD	Aprx3	Aprx3C	IP	IP _{LB}	IP DJ	IP DJ _{LB}
10	45	10	10	14	11	10	10	10	10
20	190	27	30	37	31	27	27	27	27
30	435	50	62	65	52	45	45	45	45
40	780	63	74	85	70	59	59	60	60
50	1,225	76	89	99	88	72	72	72	72
60	1,770	97	120	128	109	91	91	92	92
70	2,415	119	140	157	129	108	108	109	109
80	3,160	146	163	184	159	130	130	–	–
90	4,005	163	184	210	170	142	142	–	–
100	4,950	171	203	227	191	158	158	–	–
120	7,140	203	235	266	221	183	183	–	–
140	9,730	247	285	319	273	223	223	–	–
160	12,720	277	318	373	317	256	256	–	–
180	16,110	315	378	398	345	282	282	–	–
200	19,900	359	416	470	398	324	322	–	–
250	31,125	438	515	565	476	424	–	–	–
300	44,850	548	631	693	590	527	–	–	–
350	61,075	655	748	840	724	625	–	–	–
400	79,800	737	823	949	814	696	–	–	–

Table 7.2: Results for the 1-dim for a set of n points picked uniformly from an interval, with $\varepsilon = 1$.

n	N	Greedy	WSPD	Aprx3	Aprx3C	IP	IP _{LB}	IP DJ	IP DJ _{LB}
10	45	12	12	13	12	12	12	12	12
20	190	29	30	34	32	29	29	29	29
30	435	50	61	67	57	46	46	47	47
40	780	65	80	83	71	61	61	62	62
50	1,225	82	91	100	89	75	75	75	75
60	1,770	106	114	132	114	93	93	94	94
70	2,415	122	133	156	133	109	109	110	110
80	3,160	142	154	186	152	127	127	–	–
90	4,005	152	176	207	179	143	143	–	–
100	4,950	174	205	219	190	158	158	–	–
120	7,140	216	249	292	243	192	192	–	–
140	9,730	257	286	324	284	228	227	–	–
160	12,720	284	318	373	317	259	258	–	–
180	16,110	319	382	419	357	290	290	–	–
200	19,900	366	427	461	395	323	322	–	–
250	31,125	445	518	581	499	428	–	–	–
300	44,850	554	623	743	626	529	–	–	–
350	61,075	651	749	832	713	618	–	–	–
400	79,800	757	883	980	847	712	–	–	–

Table 7.3: Results for the 1-dim for a set of n points picked according to the normal distribution, with $\varepsilon = 1$.

n	N	Greedy	WSPD	Aprx3	Aprx3C	IP	IP _{LB}	IP DJ	IP DJ _{LB}
10	45	13	16	20	16	13	13	13	13
20	190	34	41	49	38	32	32	32	32
30	435	54	69	80	62	52	52	52	52
40	780	78	96	110	91	71	71	71	71
50	1,225	97	122	142	115	91	91	92	92
60	1,770	120	150	175	143	111	111	112	112
70	2,415	142	176	208	169	131	131	133	132
80	3,160	164	208	241	190	152	152	–	–
90	4,005	186	235	274	218	172	172	–	–
100	4,950	211	258	307	244	193	192	–	–
120	7,140	254	320	374	299	236	232	–	–
140	9,730	298	376	441	350	280	272	–	–
160	12,720	347	436	509	404	320	312	–	–
180	16,110	392	490	577	465	365	353	–	–
200	19,900	432	542	645	518	417	–	–	–
250	31,125	548	688	815	646	523	–	–	–
300	44,850	664	832	986	787	629	–	–	–
350	61,075	783	975	1,157	921	737	–	–	–
400	79,800	893	1,112	1,328	1,060	848	–	–	–

Table 7.4: Results for the 1-dim for a set of n points, where the i th point is i^2 , where $i = 1, \dots, n$, with $\varepsilon = 1$.

n	N	Greedy	WSPD	Aprx3	Aprx3C	IP	IP _{LB}	IP DJ	IP DJ _{LB}
10	45	12	15	19	15	12	12	12	12
20	190	31	38	46	38	31	31	31	31
30	435	52	64	75	62	50	50	50	50
40	780	72	90	106	86	70	70	70	70
50	1,225	94	120	137	112	89	89	89	89
60	1,770	114	145	169	138	109	109	109	109
70	2,415	135	171	199	168	129	129	131	130
80	3,160	163	203	231	190	149	149	–	–
90	4,005	180	226	263	215	170	169	–	–
100	4,950	204	259	297	242	190	188	–	–
120	7,140	247	316	362	295	230	228	–	–
140	9,730	293	368	429	345	274	268	–	–
160	12,720	343	427	496	399	315	309	–	–
180	16,110	383	482	562	450	362	349	–	–
200	19,900	427	541	629	505	406	389	–	–
250	31,125	543	686	799	640	519	–	–	–
300	44,850	654	822	968	771	628	–	–	–
350	61,075	774	962	1,138	904	739	–	–	–
400	79,800	888	1,112	1,309	1,045	848	–	–	–

Table 7.5: Results for the 1-dim for a set of n points, where the i th point is i^3 , where $i = 1, \dots, n$, with $\varepsilon = 1$.

n	N	Greedy	WSPD	Aprx3	Aprx3C	IP	IP _{LB}	IP DJ	IP DJ _{LB}
10	45	14	18	26	15	14	14	14	14
20	190	37	44	68	42	33	33	34	34
30	435	59	71	108	67	53	53	54	54
40	780	82	100	154	95	73	73	74	74
50	1,225	99	127	194	122	93	93	94	94
60	1,770	126	156	238	150	114	114	115	115
70	2,415	138	185	280	178	134	134	138	135
80	3,160	174	211	326	207	155	155	–	–
90	4,005	195	241	369	237	176	175	–	–
100	4,950	213	269	411	261	197	195	–	–
120	7,140	259	326	499	320	240	235	–	–
140	9,730	310	384	587	376	285	276	–	–
160	12,720	355	437	672	431	326	317	–	–
180	16,110	411	497	760	490	375	358	–	–
200	19,900	452	558	850	549	449	–	–	–
250	31,125	564	693	1,066	692	569	–	–	–
300	44,850	686	841	1,287	836	686	–	–	–
350	61,075	819	989	1,506	981	803	–	–	–
400	79,800	925	1,125	1,722	1,123	923	–	–	–

Table 7.6: Results for the 1-dim for a set of n points, where the i th point is $\log(i+1)$, where $i = 1, \dots, n$, with $\varepsilon = 1$.

n	N	Greedy	WSPD	Aprx3	Aprx3C	IP	IP _{LB}	IP DJ	IP DJ _{LB}
10	45	15	17	28	16	14	14	14	14
20	190	38	43	68	40	33	33	33	33
30	435	60	71	112	68	53	53	54	54
40	780	85	99	153	96	73	73	74	74
50	1,225	102	127	195	122	93	93	94	94
60	1,770	125	155	239	151	114	114	118	114
70	2,415	148	181	282	178	135	135	137	135
80	3,160	173	207	326	206	155	155	–	–
90	4,005	203	240	368	232	176	175	–	–
100	4,950	221	270	411	263	197	195	–	–
120	7,140	267	323	499	320	240	235	–	–
140	9,730	310	381	587	376	283	276	–	–
160	12,720	358	441	674	437	327	317	–	–
180	16,110	409	500	761	491	391	–	–	–
200	19,900	449	553	848	548	437	–	–	–
250	31,125	569	691	1,069	693	549	–	–	–
300	44,850	696	841	1,287	837	663	–	–	–
350	61,075	801	982	1,505	980	776	–	–	–
400	79,800	925	1,119	1,725	1,128	893	–	–	–

Table 7.7: Results for the 1-dim for a set of n points, where the i th point is $(\log(i+1))^2$, where $i = 1, \dots, n$, with $\varepsilon = 1$.

8. Conclusions

We introduced a new pair decomposition, an ABC, and showed that every finite metric space admits a near-linear-sized ABC. We also showed that Euclidean spaces admit a linear-sized ABC, even in high dimensions (the constant there is $O(d^3)$). In low-dimensional Euclidean space, these decompositions have small implicit representation, similar to WSPD. Some open problems include: are our bounds tight in [Theorem 3.3](#) and [Theorem 3.14](#)? Which metric spaces, other than \mathbb{R}^d , admit a linear-sized ABC? We consider the existence of the ABC as a surprising property, especially in general metric spaces. We believe that the ABC could lead to further structural or algorithmic insights in the future.

We provided a number of results for approximating the minimum WSPD. Some open problems include: Is the minimum WSPD problem NP-HARD in \mathbb{R} ? Is there a $(1+\varepsilon)$ -approximation algorithm, or a simple $O(1)$ -approximation algorithm, in \mathbb{R}^d , for $d \geq 2$? What are the worst-case inputs for minWSPD in \mathbb{R}^d ?

References

- [ABF+11] M. A. Abam, M. de Berg, M. Farshi, J. Gudmundsson, and M. H. M. Smid. Geometric spanners for weighted point sets. *Algorithmica*, 61(1): 207–225, 2011.
- [ABFG09] M. A. Abam, M. de Berg, M. Farshi, and J. Gudmundsson. Region-fault tolerant geometric spanners. *Discrete Comput. Geom.*, 41(4): 556–582, 2009.
- [ACFS09] M. A. Abam, P. Carmi, M. Farshi, and M. H. M. Smid. On the power of the semi-separated pair decomposition. *Proc. 11th Workshop Algorithms Data Struct. (WADS)*, 1–12, 2009.
- [AH12] M. A. Abam and S. Har-Peled. New constructions of SSPDs and their applications. *Comput. Geom. Theory Appl.*, 45(5–6): 200–214, 2012.
- [Bar00] R. Bar-Yehuda. One for the price of two: A unified approach for approximating covering problems. *Algorithmica*, 27(2): 131–144, 2000.

- [BM11] K. Buchin and W. Mulzer. Delaunay triangulations in $O(\text{sort}(n))$ time and more. *J. ACM*, 58(2): 6:1–6:27, 2011.
- [Cha98] T. M. Chan. Approximate nearest neighbor queries revisited. *Discrete Comput. Geom.*, 20(3): 359–373, 1998.
- [CHJ20] T. M. Chan, S. Har-Peled, and M. Jones. On locality-sensitive orderings and their applications. *SIAM J. Comput.*, 49(3): 583–600, 2020.
- [CK95] P. B. Callahan and S. R. Kosaraju. A decomposition of multi-dimensional point sets with applications to k -nearest-neighbors and n -body potential fields. *J. Assoc. Comput. Mach.*, 42(1): 67–90, 1995.
- [DGR+25] L. Deryckere, J. Gudmundsson, A. van Renssen, Y. Sha, and S. Wong. A WSPD, separator and small tree cover for c -packed graphs. *CoRR*, abs/2505.06884, 2025. arXiv: 2505.06884.
- [DL23] M. De and A. Lahiri. Geometric dominating-set and set-cover via local-search. *Comput. Geom.*, 113: 102007, 2023.
- [FG88] T. Feder and D. Greene. Optimal algorithms for approximate clustering. *Proc. 20th Annu. ACM Sympos. Theory Comput. (STOC)*, 434–444, 1988.
- [Gon85] T. Gonzalez. Clustering to minimize the maximum intercluster distance. *Theoret. Comput. Sci.*, 38: 293–306, 1985.
- [GW24] J. Gudmundsson and S. Wong. A well-separated pair decomposition for low density graphs. *CoRR*, abs/2411.08204, 2024. arXiv: 2411.08204.
- [GZ05] J. Gao and L. Zhang. Well-separated pair decomposition for the unit-disk graph metric and its applications. *SIAM J. Comput.*, 35(1): 151–169, 2005.
- [Har11] S. Har-Peled. *Geometric Approximation Algorithms*. Vol. 173. Math. Surveys & Monographs. Boston, MA, USA: Amer. Math. Soc., 2011.

- [HKS17] S. Har-Peled, H. Kaplan, and M. Sharir. Approximating the k -level in three-dimensional plane arrangements. *A Journey Through Discrete Mathematics: A Tribute to Jiří Matoušek*. Ed. by M. Loeb, J. Nešetřil, and R. Thomas. Springer, 2017, pp. 467–503.
- [HM06] S. Har-Peled and M. Mendel. Fast construction of nets in low dimensional metrics, and their applications. *SIAM J. Comput.*, 35(5): 1148–1184, 2006.
- [HRR25] S. Har-Peled, B. Raichel, and E. W. Robson. Well-separated pairs decomposition revisited. *CoRR*, 2509.05997, 2025. arXiv: [2509.05997 \[cs.CG\]](#).
- [LW81] J. van Leeuwen and D. Wood. The measure problem for rectangular ranges in d -space. *J. Algorithms*, 2(3): 282–300, 1981.
- [LY94] C. Lund and M. Yannakakis. On the hardness of approximating minimization problems. *J. Assoc. Comput. Mach.*, 41(5): 960–981, 1994.
- [Mos15] D. Moshkovitz. The projection games conjecture and the NP-Hardness of $\ln n$ -approximating set-cover. *Theory of Computing*, 11(7): 221–235, 2015.
- [MR09] N. H. Mustafa and S. Ray. PTAS for geometric hitting set problems via local search. *Proc. 25th Annu. Sympos. Comput. Geom. (SoCG)*, 17–22, 2009.
- [NS07] G. Narasimhan and M. H. M. Smid. *Geometric spanner networks*. Cambridge University Press, 2007.
- [Sla97] P. Slavík. A tight analysis of the greedy algorithm for set cover. *J. Algorithms*, 25(2): 237–254, 1997.
- [Smi18] M. H. M. Smid. The well-separated pair decomposition and its applications. *Handbook of Approximation Algorithms and Metaheuristics (2)*. Chapman and Hall/CRC, 2018.
- [Var98] K. R. Varadarajan. A divide-and-conquer algorithm for min-cost perfect matching in the plane. *Proc. 39th Annu. IEEE Sympos. Found. Comput. Sci. (FOCS)*, 320–331, 1998.

A. Tedious calculations

Tedium A.1. We have that

$$\begin{aligned}
S(X_t, Y_t) &= \frac{\mathcal{d}_{\max}(X_t, Y_t) - \mathcal{d}(X_t, Y_t)}{2\mathcal{d}(X_t, Y_t)} \\
&\leq \frac{(1 + 2/n^3)\Delta_0 - (1 - 4/n^3)\mathcal{d}(X_0, Y_0)}{2(1 - 4/n^3)\mathcal{d}(X_0, Y_0)} \\
&= \frac{\frac{1+2/n^3}{1-4/n^3}\Delta_0 - \mathcal{d}(X_0, Y_0)}{2\mathcal{d}(X_0, Y_0)} = \frac{\frac{6/n^3}{1-4/n^3}\Delta_0 + \Delta_0 - \mathcal{d}(X_0, Y_0)}{2\mathcal{d}(X_0, Y_0)} \\
&\leq S(X_0, Y_0) + \frac{6/n^3}{1 - 4/n^3} \cdot \frac{\Delta_0}{2\mathcal{d}(X_0, Y_0)} \leq \frac{\varepsilon}{16} + \frac{12}{n^3} \leq \frac{\varepsilon}{8},
\end{aligned}$$

since $\Delta_0/\mathcal{d}(X_0, Y_0) \leq 1 + 2S(X_0, Y_0)$ and $n \geq 1/\varepsilon$.

Tedium A.2. Indeed, $\nabla(\square) = \sqrt{d}\zeta$, and let $Q = P \cap \square$. By construction, we have that

$$\begin{aligned}
u &= \mathcal{d}_{\min}(Q, P_{v,i}) \geq \rho + i\zeta - 2\sqrt{d}\zeta \\
\text{and} \quad U &= \mathcal{d}_{\max}(Q, P_{v,i}) \leq \rho + i\zeta + 2\sqrt{d}\zeta.
\end{aligned}$$

As such, the stability of this pair is

$$\begin{aligned}
S(Q, P_{v,i}) &= \frac{U - u}{2u} \leq \frac{4\sqrt{d}\zeta}{2(\rho + i\zeta - 2\sqrt{d}\zeta)} = \frac{4\sqrt{d}\zeta}{2(\frac{8\sqrt{d}}{\varepsilon}\zeta + i\zeta - 2\sqrt{d}\zeta)} \\
&\leq \frac{4\sqrt{d}}{2(\frac{8\sqrt{d}}{\varepsilon} - 2\sqrt{d})} \\
&= \frac{4}{2(\frac{8}{\varepsilon} - 2)} \leq \frac{4}{2 \cdot \frac{6}{\varepsilon}} = \frac{\varepsilon}{3}.
\end{aligned}$$