

Farewell to Item IDs: Unlocking the Scaling Potential of Large Ranking Models via Semantic Tokens

Zhen Zhao*, Tong Zhang*, Jie Xu, Qingliang Cai, Qile Zhang, Leyuan Yang,
Daorui Xiao†, Xiaojia Chang

ByteDance

{zhaozhen.0718, zhangtong.z, xiaodaorui}@bytedance.com

Abstract

Recent studies on scaling up ranking models have achieved substantial improvement for recommendation systems and search engines. However, most large-scale ranking systems rely on item IDs, where each item is treated as an independent categorical symbol and mapped to a learned embedding. As items rapidly appear and disappear, these embeddings become difficult to train and maintain. This instability impedes effective learning of neural network parameters and limits the scalability of ranking models. In this paper, we show that semantic tokens possess greater scaling potential compared to item IDs. Our proposed framework TRM improves the token generation and application pipeline, leading to 33% reduction in sparse storage while achieving 0.85% AUC increase. Extensive experiments further show that TRM could consistently outperform state-of-the-art models when model capacity scales. Finally, TRM has been successfully deployed on large-scale personalized search engines, yielding 0.26% and 0.75% improvement on user active days and change query ratio respectively through A/B test.

1. Introduction

Large Ranking Models (LRMs) serve as the backbone of modern recommendation systems (Zhang et al., 2024a; Zhu et al., 2025; Zhang et al., 2022) and search engines (Chen et al., 2025; Zhou et al., 2024), playing a pivotal role in efficient information distributing.

Recently, scaling up model parameters in LRMs has become a promising approach for developing ranking models (Zhu et al., 2025; Zhang et al., 2022; 2024b; Zivic et al., 2024).

*: Equal contribution. †: The corresponding author.

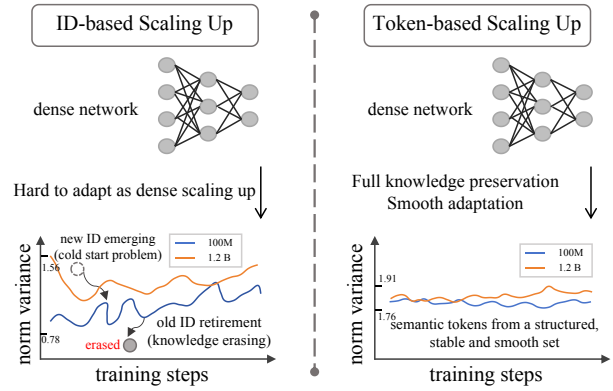


Figure 1. Illustration of different impacts of item IDs and semantic tokens to the scaling up of ranking models. Semantic tokens demonstrate more stable distribution as the number of parameter scales.

Inspired by the success of scaling law in LLM (Kaplan et al., 2020), recent efforts focus on creating the most comprehensive model architecture for dense parameter scaling (Zhang et al., 2022; Zhu et al., 2025). However, the dynamic and unstable nature of categorical features of item IDs prevents efficient knowledge sharing: newly introduced IDs often suffer from cold-start problem, while old retired IDs discard all previously learned knowledge (Zhu et al., 2021). Therefore, the rapid and dramatic shifting of the ID-based feature distribution hinders the learning of dense parameters, particularly in large-scale ranking systems (Zheng et al., 2025a). As a result, the effectiveness and capability of scaling up dense parameters is compromised.

In contrary, we propose to achieve scaling up dense parameters by replacing item IDs with semantic tokens (Rajput et al., 2023; Zheng et al., 2025b). One of our key observations is that, semantic tokens construct a structural closed set, which is relatively more stable and smooth during training. As shown in Figure 1, we use norm variance (Chen et al., 2024) to measure the distribution change of ID embedding

and token embedding. It is clear that semantic tokens have a more stable distribution during training as the number of parameter scales. In Sec A.1 we present a theoretical analysis about the connection between semantic tokens and scaling up performance based on 1) the famous scaling law (Kaplan et al., 2020) $L \propto N^{-\beta}$ and 2) the power analysis of the scaling law (Siegel & Xu, 2023).

Contradictory to our initial expectations, the experiments demonstrate that naively replacing item IDs with current semantic tokens in existing ranking models leads to immediate drop in performance, although this degradation diminishes as dense parameters increase. We provide three fundamental insights followed for this phenomenon. First, current semantic tokens typically incorporate their multi-modal information (image and text about the item, *etc*) for residual clustering, while ignoring the user-action domain that contains fundamentally different structural information from the vision/language/audio domain. Second, our experiments show that existing semantic tokens trade the memorization capability for better generalization performance due to coarse-grained clustering. Therefore, the ranking model fails to capture fine-grained combinative knowledge, leading to degraded performance for frequently occurring old items. Third, current approach directly combine the semantic tokens of the item for input features, neglecting the structural information inside the token sequence.

To solve the above problems, we propose a novel token-based scaling up framework for ranking models, named TRM (Token-based Recommendation Model). Specifically, we develop a collaborative-filtering method to integrate user-action information into the original vision-language embedding model, enabling the semantic tokens clustered in both multi-modal and personalization domain. To address memorization issue, we propose independently learning each item’s combinatorial knowledge, which can better balance between generalization and memorization of semantic tokens. Lastly, we developed a novel training framework that jointly optimizes the discriminative and the generative objectives. This framework not only leverages the accuracy of discriminative prediction but also exploits the structural information inside token sequences.

Experimentally, we evaluate TRM within a personalized search engine, which relies on large-scale ranking models for online service. By applying TRM to state-of-the-art ranking models like RankMixer, our work exhibits significant performance improvements and resource conservation. The offline experiments are conducted on real user logs demonstrates a 0.65% increase in AUC and a 33% reduction in sparse storage. Furthermore, by enlarging the dense part of the ranking model, TRM consistently outperforms ID-based and other token-based models, delivering a growing relative QAUC gain from 0.54% to 0.85%.

The main contribution of our work can be summarized as follows:

- We perform both theoretical and experimental analyses to prove the better scaling up performance of token-based models against ID-based models.
- We developed the token-based scaling up framework TRM, which effectively solves the problem of user-action mis-alignment, memorization sacrifice and structural information missing of traditional semantic tokens, leading to a better scaling up performance.
- TRM has been successfully deployed on large-scale search engines, yielding 33% sparse storage decrease, 0.26% increase in user active days and 0.75% decrease in change query ratio.

2. Related Work

ID-based large ranking models and the embedding bottleneck. Large-scale ranking models are traditionally dominated by sparse categorical features (e.g., item IDs) where each item is mapped to a learnable embedding in a large table, as exemplified by DLRM-style architectures (Naumov et al., 2019; Zhou et al., 2018; Chang et al., 2021; Zhang et al., 2025; Huang et al., 2026). Under this paradigm new IDs continuously appear while old IDs retire. This feature drift problem complicates long-horizon knowledge accumulation and makes naive scaling by enlarging embedding tables inefficient (Coleman et al., 2023).

Semantic IDs and discrete item tokenization. To mitigate the instability and poor generalization of raw IDs or hashed IDs, a growing line of work explores *Semantic IDs*: compact discrete codes derived from content embeddings via vector quantization. Singh et al. (2023) shows that semantic IDs can improve generalization for new and long-tail items in an industry-scale ranking model, and proposes sub-piece tokenization (including SentencePiece-style segmentation) to aid adaptation (Kudo & Richardson, 2018). In ads ranking, Zhao et al. (2023) further analyze ID drifting and embedding instability, and Zheng et al. (2025b) propose prefix-based parameterizations to create semantically meaningful collisions. A recent comprehensive survey (Huang et al., 2024) categorizes VQ methods for recommender systems into efficiency-oriented and quality-oriented approaches, highlighting their role in bridging content and collaborative signals.

Scaling laws for ranking models. A broad empirical study surveys scaling phenomena across diverse large recommendation backbones (Guo et al., 2024) and Yan et al. (2025) provides a practical path unlocking scaling properties in production settings. Recent work has begun to

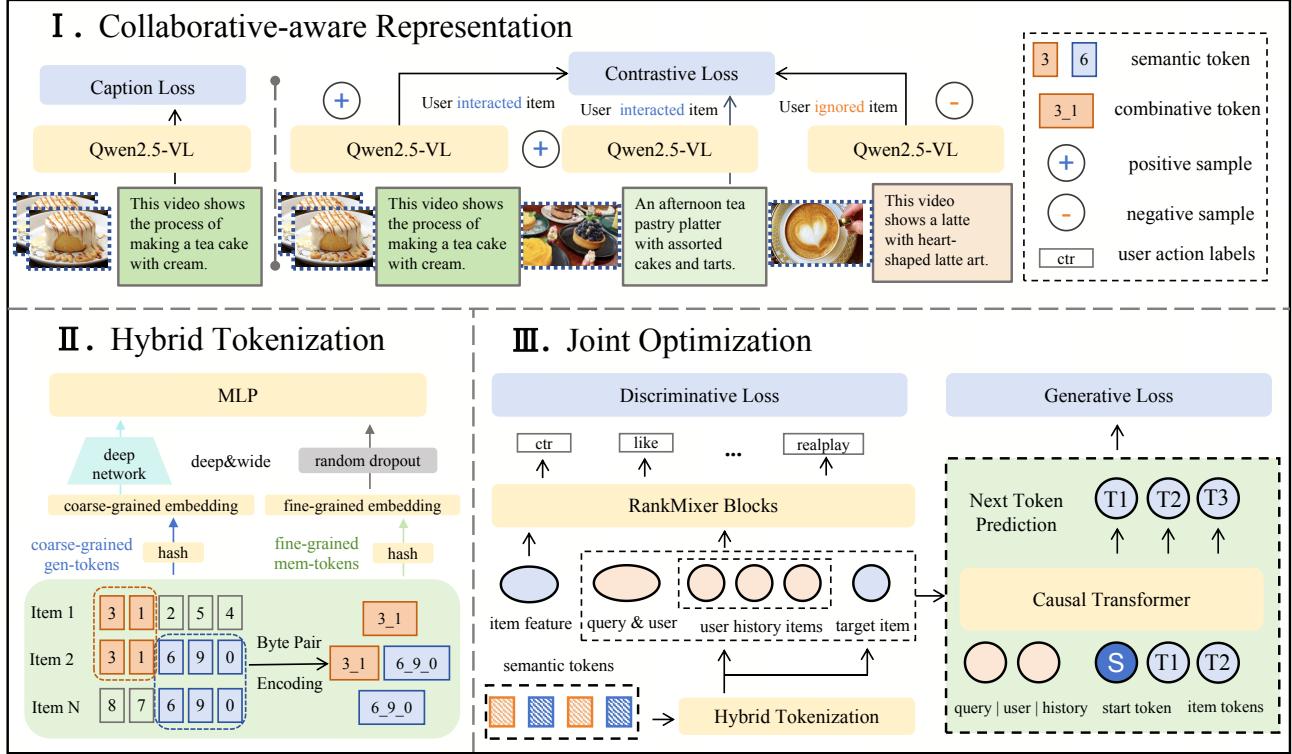


Figure 2. Framework of TRM.

uncover analogous behaviors in ranking and recommendation models (Zhang et al., 2024b; Ardalani et al., 2022). Fang et al. (2024) provide evidence of power-law scaling in dense retrieval when evaluated with continuous surrogates, giving a basis for compute–data trade-off analyses. At industrial scale, generative recommenders further confirmed these trends, with OneRec reporting consistent performance gains under substantially increased training FLOPs (Deng et al., 2025; Zhou et al., 2025), while OneSearch exploring unified end-to-end generation for e-commerce search with quantized item encodings (Chen et al., 2025).

3. Methodology

We propose a unified tokenization-based ranking framework. The framework reformulates item modeling, representation discretization, and ranking optimization into a single pipeline. As shown in Figure 2, first, we learn dense item representations by jointly leveraging multi-modal content signals and large-scale user interaction data. This produces collaborative-filtering-aware embeddings that capture both semantic attributes and behavioral relevance. Second, we construct structured semantic tokens from these embeddings using a hybrid tokenization strategy. The strategy combines coarse-grained hierarchical clustering with fine-grained subword composition, balancing generalization and

memorization. Finally, we redesign the ranking model to operate entirely on semantic tokens rather than item IDs. The model integrates discriminative ranking objectives with auxiliary generative modeling to better capture hierarchical token dependencies and user–item interactions.

3.1. Collaborative-aware Multimodal Item Representation

To learn item representations that are both semantically grounded and behaviorally aligned, we adopt a two-stage representation alignment strategy. The first stage introduces in-domain knowledge of short videos, while the second stage aligns representations using collaborative signals from user behaviors. In the first stage, we perform in-domain multi-modal captioning to adapt the model to the short-video domain of the search system. Each item is represented by visual inputs together with textual metadata, such as titles, ASR (speech-to-text), OCR (image-to-text) and descriptions. These inputs are fed into a multi-modal large language model (MLLM), which is trained to generate video captions in an autoregressive manner. The training data is self-collected from real-world exposure logs and reflects the visual style, content diversity, and semantic density of short videos on the search system. This stage injects domain-specific knowledge into the model and improves its ability to jointly understand visual and textual information in the

target scenario. We optimize the MLLM using a standard next-token prediction loss over caption tokens:

$$\mathcal{L}_{\text{cap}} = -\mathbb{E}_{(V,T)} \sum_{k=1}^{|T|} \log P(t_k | t_{<k}, V; \theta), \quad (1)$$

where V denotes the visual inputs, $T = t_1, \dots, t_{|T|}$ is the target caption, and θ represents the model parameters.

In the second stage, we adapt the MLLM for representation learning by explicitly aligning embeddings with collaborative signals. For each input sample, we extract token representations from the last layer of the MLLM and apply mean pooling to obtain a single dense representation:

$$\mathbf{h} = \frac{1}{N} \sum_{i=1}^N \mathbf{z}_i, \quad (2)$$

where $\{\mathbf{z}_i\}_{i=1}^N$ are the token embeddings from the final layer. To align the multimodal representation with user behavior, we construct two types of training pairs from interaction logs. The first type consists of query–item pairs derived from positive user feedback. The second type consists of item–item pairs with high collaborative similarity by frequent co-clicks. We apply contrastive learning to both pair types to align representations of collaboratively similar queries and items, while separating unrelated samples. The contrastive alignment loss is defined as:

$$\mathcal{L}_{\text{align}} = -\mathbb{E}_{(a,b) \in \mathcal{P}} \log \frac{\exp(\text{sim}(\mathbf{h}_a, \mathbf{h}_b)/\tau)}{\sum_{b' \in \mathcal{B}} \exp(\text{sim}(\mathbf{h}_a, \mathbf{h}_{b'})/\tau)}, \quad (3)$$

where (a, b) denotes a positive query–item or item–item pair, \mathcal{B} is the set of in-batch samples, τ is a temperature hyperparameter, and $\text{sim}(\cdot, \cdot)$ denotes cosine similarity. The final training objective for collaborative-aware representation learning is:

$$\mathcal{L}_{\text{rep}} = \mathcal{L}_{\text{cap}} + \lambda_{\text{align}} \mathcal{L}_{\text{align}}, \quad (4)$$

where λ controls the strength of collaborative alignment. Through this two-stage optimization, the learned representations encode in-domain multi-modal semantics and collaborative structure, forming a robust foundation for semantic tokenization.

3.2. Hybrid Tokenization with Generalization–Memorization Trade-off

Given the collaborative-aware item representation, we apply residual quantization using RQ-Kmeans(Chen et al., 2025) to obtain discrete semantic tokens. These tokens preserve shared semantic structure across items and exhibit

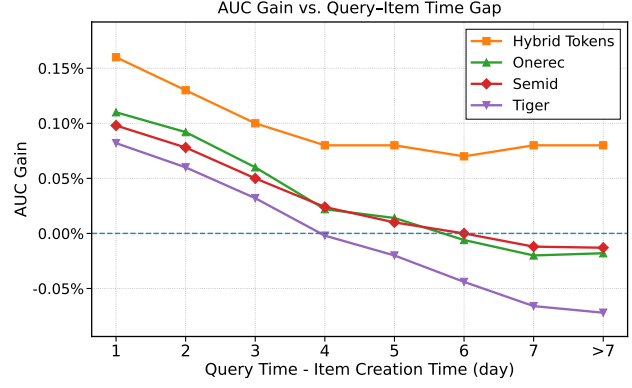


Figure 3. AUC Gain compared to ID baseline by substituting different types of semantic tokens for item IDs. We report results divided by item life time when the query request happened.

strong generalization ability. Replacing item IDs with such semantic tokens improves ranking performance for newly emerging or low-exposure items, as shown in Figure 3.

However, our experimental results demonstrate that RQ-Kmeans-based/RQ-VAE-based tokenization, as used in a series of token-based models like OneRec(Deng et al., 2025), Tiger(Rajput et al., 2023) and Semid(Zheng et al., 2025b), fail to outperform ID-based baselines in overall ranking performance. Figure 3 illustrates that, as the exposure frequency of items increases, the model’s performance continuously degrades and even brings negative impacts as items become older. This indicates semantic tokens fail to preserve item-specific knowledge in large-scale recommendation scenarios. As a result, token-based models typically requires an extra id-based reward system in practical deployment(Deng et al., 2025; Chen et al., 2025).

We find the fundamental cause of this phenomenon is that residual quantization performs clustering in a coarse-grained manner, resulting in semantic deficiency in item description. In essence, residual quantization projects the item into a token sequence $s = [s_1, s_2, \dots, s_n]$, where each token s_i can represent a specific semantic meaning. But, the simple aggregation (sum / concatenation, etc) of semantic meanings cannot substitute the combination of such meanings. For example, if there exists two tokens pointing the semantic meaning of “cake” and “candle”, the combination of them possibly implies the meaning of “birthday”, while neither of the semantic tokens “cake” or “candle” can effectively learn such meaning. As a result, semantic tokens cannot learn combinative knowledge of a certain item, leading to poor memorization capabilities in recommendation.

To solve this problem, we propose to assign independent learnable tokens for learning semantic token’s combinative knowledge. As shown in Figure 2, we select high-frequency token combinations (*i.e.*, high-frequency k-grams) to gener-

ate new token IDs, which are used to preserve fine-grained and combinative item knowledge. Given the structured information in semantic token sequences, we consider each token as a sub-word describing the according item, and use the Byte Pair Encoding (BPE) (Sennrich et al., 2016) algorithm to find the most representative sub-word combinations.

We term original semantic tokens as “generalization tokens” (gen-tokens) for coarse-grained knowledge sharing, and BPE-generated combinative tokens as “memorization tokens” (mem-tokens) for fine-grained combinative knowledge preserving. In practical, gen-tokens and mem-tokens go through different embedding modules under a hashing system, and the generated embeddings serve as the model input. To further balance generalization and memorization, we implement a Wide&Deep network(Cheng et al., 2016) to generate hybrid tokens, where the deep-side input is gen-tokens and the wide-side input is mem-tokens. We also apply a random dropout on the deep side to avoid overfitting. As shown in Figure 3, hybrid tokens improves the model’s capability of fine-grained knowledge preservation, thus consistently demonstrating better performance against item IDs as the exposure frequency increases.

3.3. Joint Optimization of Discriminative and Generative Objectives

Prior works typically use semantic tokens in discriminative prediction(Singh et al., 2023) or generative retrieval(Deng et al., 2025). While both paradigms exhibit good performance in large scale recommendation systems, they fail to fully exploit the potential of semantic tokens. In particular, the discriminative object treats each semantic token s_i in the same manner, ignoring the structural information of the semantic token sequence. And the generative objective exhibits limitations in user goal integration and typically requires discriminative models to serve as auxiliary reward models(Deng et al., 2025; Chen et al., 2025). To fully exploit the potential of semantic tokens, we propose to directly and jointly optimize both the discriminative object and the generative object. As shown in Figure 2, in our search system, the input set of the personalized ranking model consists of three parts: (1) the query features X_Q ; (2) the item features X_I , including multi-modal information and our hybrid tokens; (3) the user features X_U , including user interaction histories. For the discriminative objective, all of X_Q , X_I and X_U are used to predict user’s action (ctr, like, real-play, etc) to the actual item of X_U . We use the BCE loss to optimize the discriminative objective:

$$\mathcal{L}_d = \mathbb{E}_{(X_{Q,U,I}^i, Y^i)} \text{BCE}(Y^i, P(\hat{Y}^i | X_{Q,U,I}^i, \theta_d)), \quad (5)$$

where θ_d is the learnable dense parameter for discriminative prediction, and $Y^i \in \{0, 1\}$ is the actual user action label to the item. For the generative objective, we use X_q and X_U as input to sequentially generate semantic tokens of the item

that the user positively interacted. An next-token-prediction (NTP) loss is adopted to optimize the generative objective:

$$\mathcal{L}_g = \mathbb{E}_{(X_{Q,U}^i, Y^i)} [Y^i = 1] \cdot \sum_{j=1}^L \text{CE}(s_j^i, P(\hat{s}_j | X_{Q,U}^i, s_{<j}^i, \theta_g)), \quad (6)$$

where s_j^i is the j -th layer semantic token (gen-token) of the item, L is the length of gen-tokens for the item, θ_g is the learnable dense parameter for generative optimization. In practice, X_q and X_U are projected into N_q and N_u tokens (termed as context tokens) respectively. During the causal prediction, we use a semi-causal mask, where context tokens are mutually visible, while subsequent start tokens and semantic tokens follow causal masking. The final learning objective of TRM is as follows:

$$\mathcal{L} = \mathcal{L}_d + \lambda \cdot \mathcal{L}_g, \quad (7)$$

where λ is a hyper-parameter to balance the discriminative and the generative loss.

4. Experiments

4.1. Experiment Settings

Datasets and Environment. The offline experiments are conducted using a large scale video search-ranking dataset. The dataset describes a search engine from three aspects. (1) Items. Each item contains frames, titles, audios and captions of the video, with personally identifiable information removed. (2) Queries and Users, which contains text content of user queries and the users’ history interactions. (3) Interactions. For each query the dataset stores whether the user positively interacted to each item.

Compared Models. We conduct a sufficient comparison between TRM and other SOTA ranking models. The item ID-based methods includes DCN(Wang et al., 2017), DHEN(Zhang et al., 2022), WuKong(Zhang et al., 2024a) and RankMixer(Zhu et al., 2025). As for semantic token-based methods, we reproduce the semantic tokens proposed in TIGER(Rajput et al., 2023), OneRec(Deng et al., 2025) and SemID(Zheng et al., 2025b). All above semantic tokens are trained as the input of RankMixer, and we keep all hyper-parameters of the network consistent across all semantic token-based methods. We also train an MLP-based ranking baseline of 7M dense parameters for comparison.

Detailed Setting of TRM. In collaborative alignment we use 2 million item-item pairs as well as their multi-modal information. For hybrid tokenization, the gen-tokens are generated using RQ-Kmeans with 5 layers and 4096 embeddings for each codebook, resulting in a total of 20480 tokens. The BPE algorithm generates at most 2×10^7 tokens, which is negligible compared to the 1.3×10^{10} -sized item ID set

Model		CTR		Real Play		Efficiency		
		AUC	QAUC	AUC	QAUC	Dense Param	Sparse Param	FLOPs (bs=4096)
ID Baseline	DLRM-MLP	0.8662	0.8826	0.8413	0.8604	7M	7.52T	0.13T
ID-based	DCN-v2	+0.08%	+0.06%	+0.15%	+0.10%	78M	7.52T	1.92T
	DHEN	+0.29%	+0.23%	+0.33%	+0.31%	242M	7.52T	8.42T
	WuKong	+0.44%	+0.38%	+0.59%	+0.45%	355M	7.52T	18.96T
	Pure Transformer	+0.56%	+0.46%	+0.69%	+0.56%	326M	7.52T	11.05T
	RankMixer	+0.58%	+0.48%	+0.76%	+0.63%	335M	7.52T	13.20T
Token-based	Tiger-token	+0.45%	+0.40%	+0.58%	+0.45%	338M	5.06T	13.89T
	OneRec-token	+0.53%	+0.45%	+0.64%	+0.54%	342M	5.06T	13.98T
	SEMID	+0.56%	+0.47%	+0.75%	+0.61%	345M	5.08T	14.23T
	TRM-Pure Transformer	+0.61%	+0.53%	+0.81%	+0.68%	341M	5.07T	12.17T
	TRM-RankMixer	+0.65%	+0.54%	+0.85%	+0.70%	352M	5.07T	14.66T

Table 1. Main results. Token-based methods except TRM-Pure Transformer are trained with the same RankMixer architecture. For Tiger-token, OneRec-token and Semid, we use their semantic tokens to replace the item id in RankMixer.

used in item ID-based methods. For the joint training of TRM, both of X_Q and X_U are projected into 2 tokens (*i.e.*, $N_q = N_u = 2$), and we use a 4-layer transformer network for causal prediction. We set $\lambda = 0.1$ to balance the joint training.

Evaluation Metrics. We use AUC (Area Under the Curve) and QAUC (Query-level AUC) to evaluate the performance of different models. Dense/Sparse parameter number and FLOPs are used to evaluate models’ efficiency. We mainly focus CTR and Real-Play in offline experiments, where Real-Play equals to 1 if the item is watched by the user for over 10 seconds under its query.

4.2. Main Results

As shown in Table 1, we compare the performance and efficiency between TRM and other SOTA methods, including both item ID-based and semantic token-based models.

As we can see, our proposed TRM framework demonstrates superior performance and efficiency compared to both ID-based and token-based SOTA methods. The TRM-RankMixer variant achieves the highest performance gains across all metrics, with +0.65% and +0.54% improvements in CTR AUC and QAUC respectively, and +0.85% and +0.70% gains in Real Play AUC and QAUC. A key advantage of our approach lies in its parameter efficiency: TRM reduces sparse parameters from 7.52T in ID-based methods to 5.07T (a 32.6% reduction), while simultaneously improving model performance. This significant reduction in sparse parameters addresses the scalability challenges inherent in traditional ID-based recommendation models.

Apart from traditional feature-cross architectures, we also at-

Setting	AUC	QAUC
w/o Col-Align	-0.05%	-0.03%
w/o Hybrid Token	-0.09%	-0.07%
w/o Aux.NTP	-0.05%	-0.05%

Table 2. Ablation study in different components of TRM. We report evaluation results of CTR AUC and QAUC.

tempt to involve TRM in the training of pure transformer in ranking models (using only a transformer network without any feature-cross modules). We can see that TRM-Pure Transformer delivers competitive performance (+0.61% CTR AUC, +0.81% Real Play AUC) while maintaining the best computational efficiency with only 12.17T FLOPs, implying a potential all-token architecture in large scale recommendation systems.

Furthermore, TRM models consistently outperform existing token-based methods (TIGER-token, OneRec-token, Meta-token) across all evaluation metrics, validating the effectiveness of our semantic token architecture. The results demonstrate that TRM successfully bridges the gap between performance and efficiency, offering a practical solution for removing inefficient IDs in ranking models.

4.3. Scaling Law Comparison

As shown in Figure 4, when increasing the dense network capacity, TRM-RankMixer brings consistent gains and maintains the leading curve on both Params and FLOPs axes. At the largest scale in our sweep, TRM-RankMixer reaches +0.75% qAUC gain (1888M) while SEMID and ID-based RankMixer reach +0.68% (1843M) and +0.60% (1768M),

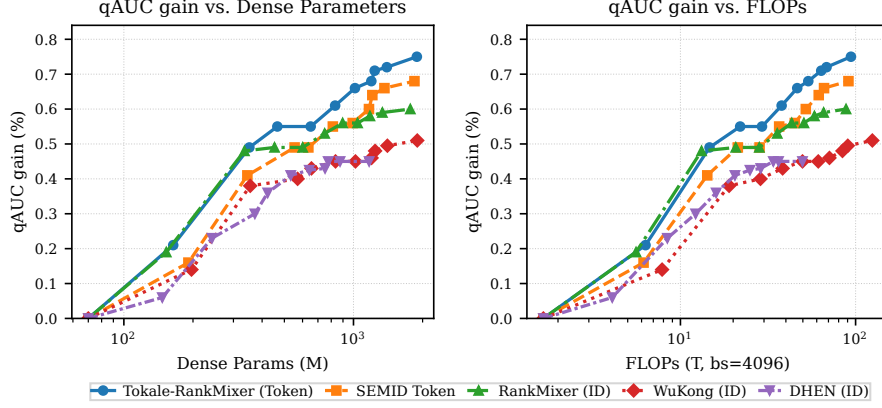


Figure 4. **Scaling behavior under dense-parameter and compute budgets.** We plot CTR qAUC gain over the 7M MLP baseline as a function of dense parameters (left) and training FLOPs per batch with bs=4096 (right). TRM-RankMixer (token-based) consistently dominates other token/ID baselines across scales and the qAUC gain margin further enlarges with increasing model capacity, demonstrating a steeper and more favorable scaling trend.

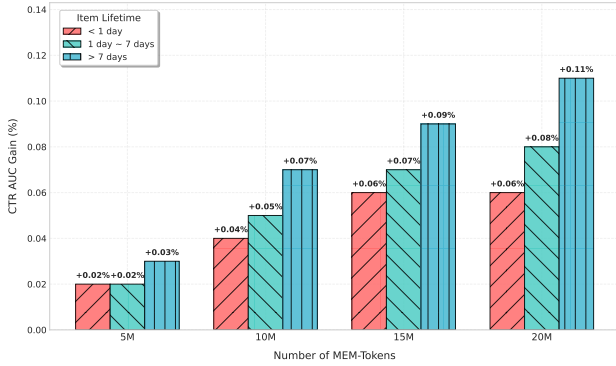


Figure 5. The change of AUC gain for items of different life time when varying the number of mem-tokens. We report evaluation results of CTR AUC compared to using only gen-tokens.

Aux Transformer Setting	2 blocks		4 blocks	
	w/ NTP loss	w/o NTP loss	w/ NTP loss	w/o NTP loss
Extra Param	+32M	+27M	+54M	+48M
Extra FLOPs/Batch	+0.73T	+0.68T	+1.26T	+1.19T
QAUC Gain	+0.03%	+0.00%	+0.05%	+0.01%

Table 3. Ablation of the generative objective. We report the evaluation results of the CTR QAUC gain.

respectively. The increasing margin suggests that TRM enables more effective utilization of additional dense capacity, consistent with improved semantic parameter sharing and reduced dependence on sparse ID memorization.

In contrast, the ID-based strong baselines exhibit clear diminishing returns: WuKong saturates around +0.55% even when scaled to ~ 1.9 B dense parameters, and does so with substantially higher compute (up to 124.64T FLOPs). DHEN shows even earlier saturation, reaching only +0.42% at 1.17B dense parameters (49.75T FLOPs). This bottleneck

behavior aligns with the intuition that purely ID-centric modeling is limited by long-tail sparsity and ID churn, where scaling dense towers alone cannot fully compensate for unstable/inefficient sparse memorization.

Overall, Figure 4 demonstrates that semantic-token rankers not only improve the absolute qAUC but also provide a better scaling law under both parameter and compute budgets, and TRM consistently achieves the best quality–efficiency frontier among all compared methods.

4.4. Ablation Studies

Effect of different strategies of TRM. We ablate different strategies proposed in our TRM framework, as shown in Table 2. We can see that all of the three strategies substantially improves the performance of TRM. Notably, Hybrid Tokenization contributes the most AUC gain, demonstrating the necessity of balancing the generalization and memorization capabilities of semantic tokens.

Trade-off between generalization and memorization. To study the impact of mem-tokens in TRM, we compare the AUC gain compared to gen-tokens when varying the number of mem-tokens. As shown in Figure 5, the introduction of mem-tokens improves the performance of AUC prediction for items of all life time. We can draw two conclusions from the results. Firstly, increasing the number of mem-tokens can continuously bring about more AUC gain, but the extra gain approaches saturation when the token number increases to 20M. As we can see, increasing the mem-token number from 5M to 10M brings 0.04% extra AUC gain for items older than 7 days; But it only improves 0.02% extra AUC when increasing the number from 15M to 20M. Secondly, mem-tokens contribute to memorization more than generalization. The AUC increases 0.06% for new items

	Search Active Days (\uparrow)	Change Query Ratio (\downarrow)	Strict CTR (\uparrow)	Like (\uparrow)	Comment (\uparrow)
Overall	+0.26%	-0.75%	+0.39%	+1.51%	+1.80%
Low-Active	+0.27%	-0.81%	+0.36%	+1.83%	+2.02%
Middle-Active	+0.26%	-0.68%	+0.31%	+1.21%	+1.69%
High-Active	+0.22%	-0.69%	+0.40%	+1.20%	+1.59%

Table 4. Online performance of TRM in the search engine. All the reported values are significant (the p value in t-test is less than 0.05).

Method	AUC	QAUC
BPE	+0.09%	+0.07%
2-gram	+0.02%	+0.02%
Prefix-ngram	+0.05%	+0.03%

Table 5. Performance comparison against 1-gram baseline.

	AUC	QAUC
NTP loss	+0.05%	+0.05%
PE	+0.02%	+0.01%
NTP loss + PE	+0.05%	+0.05%

Table 6. Comparison between NTP loss and Positional Encoding.

(i.e., items produced within 1 day), but the improvement comes to 0.11% for older items (i.e., items produced more than 7 days). This phenomenon demonstrates our insight to improve the memorization capabilities using mem-tokens.

Finally, we compare our BPE strategy in memorization enhancing with prefix-ngram which is used in SEMID(Zheng et al., 2025b). As shown in Table 5, BPE exhibits the best AUC/QAUC gain compared to 2-gram and prefix-ngram, thanks to the dynamic merging mechanism of BPE to capture combinative representations.

Effect of the NTP loss. Since optimization of the generative objective requires extra dense parameters and FLOPs, we ablate the NTP loss to verify the source of the QAUC gain. As shown in Table 3, the introduction of NTP loss brings only 1.7% dense parameter increase and 0.5% extra FLOPs/Batch compared to the full TRM model. But removing the NTP loss would severely decrease the QAUC from +0.05% to +0.01%, indicating that the improvement comes from the optimization of the generative objective rather than the parameter / FLOPs increase of the extra transformer architecture. The generative objective can exploit the structural information inside the semantic token sequences. Here we compare the NTP loss with Positional Encoding (PE) which can also manually inject sequential information to semantic tokens. As shown in Table 6, the introduction of PE brings very limited performance improvement to semantic tokens. When combining NTP loss with PE, the improvement of PE even disappears. This result indicates NTP loss

	Item Quality	Q-I Relevance	Content Satisfactory
TRM	+0.86%	+0.34%	+0.92%

Table 7. Advantage ratio of TRM in the user review.

not only brings more sufficient structural information, but can also fully replace the role of PE.

4.5. Online Performance

To verify the performance of the TRM framework in real-world user-interaction scenarios, we conduct online experiments by applying the ranking model in the search engine. We report the following key performance indicators: *Search Active Days* is the average number of days that each user actively uses the search engine. *Change Query Ratio* is the ratio of query pages that users negatively interacted with. *Strict CTR*, *Like* and *Comment* are the ratio of query pages that users click, like and comment in one of the shown items.

The previous baseline is a 7M DLRM ranking model. Here we replace the baseline model with TRM-Rankmixer-352M, which yields a QAUC gain of 0.54% in CTR. From Table 4 we can see that TRM exhibits substantial improvement on all the indicators. Notably, TRM increases the performance across users of all activity levels, demonstrating TRM’s universality in improving users’ online experience. We further conduct a user review about the query pages by asking 15 real users to perform side-by-side comparison on 462 randomly sampled query pages under a double-blind setting. As shown in Table 7, TRM increases item quality, query-item relevance and content satisfactory substantially in real user feedbacks.

5. Conclusion

In this paper, we present TRM, a semantic token-based framework for scaling up large-scale ranking models. We perform sufficient theoretical and experimental analyses to prove that semantic token-based models demonstrates better scaling capabilities than item ID-based models. By integrating the proposed strategies (i.e., collaborative alignment, hybrid tokenization and joint optimization), we achieves substantially better performance in the ranking system. Our

online test in the large-scale search system further validates the effectiveness of TRM and reveals the promising direction of scaling up ranking models with semantic tokens.

References

- Ardalani, N. et al. Understanding scaling laws for recommendation models. 2022. doi: 10.48550/arXiv.2208.08489.
- Bahri, Y., Dyer, E., Kaplan, J., Lee, J., and Sharma, U. Explaining neural scaling laws. *Proceedings of the National Academy of Sciences*, 121(27):e2311878121, 2024. doi: 10.1073/pnas.2311878121. URL <https://www.pnas.org/doi/10.1073/pnas.2311878121>.
- Chang, J., Gao, C., Zheng, Y., Hui, Y., Niu, Y., Song, Y., Jin, D., and Li, Y. Sequential recommendation with graph neural networks. In *Proceedings of the 44th international ACM SIGIR conference on research and development in information retrieval*, pp. 378–387, 2021.
- Chen, B., Guo, X., Wang, S., Liang, Z., Lv, Y., Ma, Y., Xiao, X., Xue, B., Zhang, X., Yang, Y., Dai, H., Xu, X., Zhao, T., Peng, M., Zheng, X., Wang, C., Zhao, Q., Zhai, Z., Zhao, Y., Liu, B., Lv, J., Liang, X., Ding, Y., Chen, J., Lei, C., Ou, W., Li, H., and Gai, K. One-search: A preliminary exploration of the unified end-to-end generative framework for e-commerce search. *arXiv preprint*, 2025. doi: 10.48550/arXiv.2509.03236. URL <https://arxiv.org/abs/2509.03236>.
- Chen, Y., Bu, J., and Yan, J. Unveiling the matthew effect across channels: Assessing layer width sufficiency via weight norm variance. *Advances in Neural Information Processing Systems*, 37:60040–60060, 2024.
- Cheng, H.-T., Koc, L., Harmsen, J., Shaked, T., Chandra, T., Aradhye, H., Anderson, G., Corrado, G., Chai, W., Ispir, M., et al. Wide & deep learning for recommender systems. In *Proceedings of the 1st workshop on deep learning for recommender systems*, pp. 7–10, 2016.
- Coleman, B. et al. Unified embedding: Battle-tested feature representations for web-scale systems. In *NeurIPS*, 2023. URL <https://arxiv.org/abs/2305.12102>.
- Deng, J., Wang, S., Cai, K., Ren, L., Hu, Q., Ding, W., Luo, Q., and Zhou, G. Onerec: Unifying retrieve and rank with generative recommender and iterative preference alignment. *arXiv preprint*, 2025. doi: 10.48550/arXiv.2502.18965. URL <https://arxiv.org/abs/2502.18965>.
- Fang, Y., Zhan, J., Ai, Q., Mao, J., Su, W., Chen, J., and Liu, Y. Scaling laws for dense retrieval. In *Proceedings of the 47th International ACM SIGIR Conference on Research and Development in Information Retrieval (SIGIR ’24)*, 2024. doi: 10.1145/3626772.3657743. URL <https://arxiv.org/abs/2403.18684>.

- Guo, W., Wang, H., Zhang, L., Chin, J. Y., Liu, Z., Cheng, K., Pan, Q., Lee, Y. Q., et al. Scaling new frontiers: Insights into large recommendation models. *arXiv preprint arXiv:2412.00714*, 2024. URL <https://arxiv.org/abs/2412.00714>.
- Hestness, J., Narang, S., Ardalani, N., Diamos, G., Jun, H., Kianinejad, H., Patwary, M. M. A., Yang, Y., and Zhou, Y. Deep learning scaling is predictable, empirically. *arXiv preprint*, 2017. URL <https://arxiv.org/abs/1712.00409>.
- Huang, C., Yu, T., Xie, K., Zhang, S., Yao, L., and McAuley, J. Foundation models for recommender systems: A survey and new perspectives. *arXiv preprint*, 2024. doi: 10.48550/arXiv.2406.10450. URL <https://arxiv.org/abs/2402.11143v1>.
- Huang, Y., Hong, S., Xiao, X., Jin, J., Luo, X., Wang, Z., Chai, Z., Wu, S., Zheng, Y., and Lin, J. Hyformer: Revisiting the roles of sequence modeling and feature interaction in ctr prediction. *arXiv preprint arXiv:2601.12681*, 2026.
- Kaplan, J., McCandlish, S., Henighan, T., Brown, T. B., Chess, B., Child, R., Gray, S., Radford, A., Wu, J., and Amodei, D. Scaling laws for neural language models. *arXiv preprint*, 2020. URL <https://arxiv.org/abs/2001.08361>.
- Kudo, T. and Richardson, J. Sentencepiece: A simple and language independent subword tokenizer and detokenizer for neural text processing. In *Proceedings of the 2018 Conference on Empirical Methods in Natural Language Processing: System Demonstrations*, pp. 66–71. Association for Computational Linguistics, 2018. doi: 10.18653/v1/D18-2012. URL <https://arxiv.org/abs/1808.06226>.
- Lu, J., Shen, Z., Yang, D., and Zhang, L. Deep neural networks and dynamic programming. *arXiv preprint*, 2021. URL <https://arxiv.org/abs/2001.03040>.
- Naumov, M., Mudigere, D., Shi, H. M., Huang, J., Sundaram, N., Park, J., Wang, X., Gupta, U., Wu, C., Azcolini, A. G., et al. Deep learning recommendation model for personalization and recommendation systems. In *Proceedings of the Workshop on Systems for ML (SysML)*, 2019. doi: 10.48550/arXiv.1906.00091. URL <https://arxiv.org/abs/1906.00091>.
- Rajput, S., Mehta, N., Singh, A., Keshavan, R. H., Vu, T., Heldt, L., Hong, L., Tay, Y., Tran, V. Q., Samost, J., Kula, M., Chi, E. H., and Sathiamoorthy, M. Recommender systems with generative retrieval. In *Advances in Neural Information Processing Systems*, 2023. URL <https://openreview.net/forum?id=BJ0fQUU32w>.
- Sennrich, R., Haddow, B., and Birch, A. Neural machine translation of rare words with subword units. In *Proceedings of the 54th annual meeting of the association for computational linguistics (volume 1: long papers)*, pp. 1715–1725, 2016.
- Siegel, J. W. and Xu, J. Optimal approximation rates for deep relu neural networks on sobolev and besov spaces. *Journal of Machine Learning Research*, 24(344): 1–52, 2023. URL <https://jmlr.org/papers/volume24/344-2023/344-2023.pdf>.
- Singh, A., Vu, T., Mehta, N., Keshavan, R. H., Sathiamoorthy, M., Zheng, Y., Hong, L., Heldt, L., Wei, L., Tandon, D., Chi, E. H., and Yi, X. Better generalization with semantic ids: A case study in ranking for recommendations. *arXiv preprint*, 2023. doi: 10.48550/arXiv.2306.08121. URL <https://arxiv.org/abs/2306.08121>.
- Wang, R., Fu, B., Fu, G., and Wang, M. Deep & cross network for ad click predictions. In *Proceedings of the ADKDD’17*, pp. 1–7. 2017.
- Yan, B., Liu, S., Zeng, Z., Wang, Z., Zhang, Y., Yuan, Y., Liu, L., Liu, J., Wang, D., Su, W., Pengjie, W., Xu, J., and Zheng, B. Unlocking scaling law in industrial recommendation systems with a three-step paradigm based large user model. *arXiv preprint arXiv:2502.08309*, 2025. URL <https://arxiv.org/abs/2502.08309>.
- Yarotsky, D. Error bounds for approximations with deep relu networks. *Neural Networks*, 94:103–114, 2017. doi: 10.1016/j.neunet.2017.06.003.
- Zhang, B., Luo, L., Liu, X., Li, J., Chen, Z., Zhang, W., Wei, X., Hao, Y., Tsang, M., Wang, W., et al. Dhen: A deep and hierarchical ensemble network for large-scale click-through rate prediction. *arXiv preprint arXiv:2203.11014*, 2022.
- Zhang, B., Luo, L., Chen, Y., Nie, J., Liu, X., Guo, D., Zhao, Y., Li, S., Hao, Y., Yao, Y., et al. Wukong: Towards a scaling law for large-scale recommendation. *arXiv preprint arXiv:2403.02545*, 2024a.
- Zhang, G., Hou, Y., Lu, H., Chen, Y., Zhao, W. X., and Wen, J.-R. Scaling law of large sequential recommendation models. In *Proceedings of the 18th ACM Conference on Recommender Systems*, pp. 444–453, 2024b.
- Zhang, Z., Pei, H., Guo, J., Wang, T., Feng, Y., Sun, H., Liu, S., and Sun, A. Onetrans: Unified feature interaction and sequence modeling with one transformer in industrial recommender. *arXiv preprint arXiv:2510.26104*, 2025.
- Zhao, X., Wang, M., Zhao, X., et al. Embedding in recommender systems: A survey. *arXiv preprint arXiv:2310.18608*, 2023. URL <https://arxiv.org/abs/2310.18608>.

- Zheng, C., Huang, M., Pedchenko, D., Rangadurai, K., Wang, S., Nahum, G., Lei, J., Yang, Y., Liu, T., Luo, Z., Wei, X., Ramasamy, D., Yang, J., Han, Y., Yang, L., Xu, H., Jin, R., and Yang, S. Enhancing embedding representation stability in recommendation systems with semantic id. *arXiv preprint arXiv:2504.02137*, 2025a. URL <https://arxiv.org/abs/2504.02137>.
- Zheng, C., Huang, M., Pedchenko, D., Rangadurai, K., Wang, S., Nahum, G., Lei, J., Yang, Y., Liu, T., Luo, Z., Wei, X., Ramasamy, D., Yang, J., Han, Y., Yang, L., Xu, H., Jin, R., and Yang, S. Enhancing embedding representation stability in recommendation systems with semantic id. *arXiv preprint*, 2025b. doi: 10.48550/arXiv.2504.02137. URL <https://arxiv.org/abs/2504.02137>.
- Zhou, G., Zhu, X., Song, C., Fan, Y., Zhu, H., Ma, X., Yan, Y., Jin, J., Li, H., and Gai, K. Deep interest network for click-through rate prediction. In *Proceedings of the 24th ACM SIGKDD international conference on knowledge discovery & data mining*, pp. 1059–1068, 2018.
- Zhou, G., Deng, J., Zhang, J., Cai, K., Ren, L., Luo, Q., Wang, Q., Hu, Q., Huang, R., Wang, S., Ding, W., Li, W., Luo, X., Wang, X., Cheng, Z., Zhang, Z., Zhang, B., Wang, B., Ma, C., Song, C., Wang, C., Wang, D., Meng, D., Yang, F., Zhang, F., Jiang, F., Zhang, F., Wang, G., Zhang, G., Li, H., Hu, H., Lin, H., Cheng, H., Cao, H., Wang, H., Huang, J., Chen, J., Liu, J., Jia, J., Gai, K., Hu, L., Zeng, L., Yu, L., Wang, Q., Zhou, Q., Wang, S., He, S., Yang, S., Yang, S., Huang, S., Wu, T., He, T., Gao, T., Yuan, W., Liang, X., Xu, X., Liu, X., Wang, Y., Wang, Y., Liu, Y., Song, Y., Zhang, Y., Wu, Y., Zhao, Y., and Liu, Z. Onerec technical report. *arXiv preprint*, 2025. doi: 10.48550/arXiv.2506.13695. URL <https://arxiv.org/abs/2506.13695>.
- Zhou, Y., Zhu, Q., Jin, J., and Dou, Z. Cognitive personalized search integrating large language models with an efficient memory mechanism. In *Proceedings of the ACM Web Conference 2024*, pp. 1464–1473, 2024.
- Zhu, J., Fan, Z., Zhu, X., Jiang, Y., Wang, H., Han, X., Ding, H., Wang, X., Zhao, W., Gong, Z., et al. Rankmixer: Scaling up ranking models in industrial recommenders. In *Proceedings of the 34th ACM International Conference on Information and Knowledge Management*, pp. 6309–6316, 2025.
- Zhu, Y., Xie, R., Zhuang, F., Ge, K., Sun, Y., Zhang, X., Lin, L., and Cao, J. Learning to warm up cold item embeddings for cold-start recommendation with meta scaling and shifting networks. In *Proceedings of SIGIR*, 2021.
- Zivic, P., Vazquez, H., and Sánchez, J. Scaling sequential recommendation models with transformers. In *Proceedings of the 47th International ACM SIGIR Conference on Research and Development in Information Retrieval*, pp. 1567–1577, 2024.

A. Appendix

A.1. Token-based and ID-based scaling-law analysis

A.1.1. EMPIRICAL SCALING LAW FOR THE TOWER

When scaling the *neural tower* (holding representation and training protocol fixed), we observe the standard power-law behavior:

$$\mathcal{L}(N) \approx \mathcal{L}_\infty + AN^{-\beta}, \quad (8)$$

where N is the number of tower parameters, \mathcal{L}_∞ is the irreducible error level (floor), and $\beta > 0$ is the scaling exponent (Hestness et al., 2017; Kaplan et al., 2020; Bahri et al., 2024). Empirically, both ID-based and token-based models exhibit an approximately linear trend on a log-log plot over a nontrivial range, and tokenization yields a larger fitted exponent (steeper slope) for tower scaling (Sec. 4.3).

A.1.2. A SMOOTHNESS-DIMENSION INTERPRETATION OF β

We interpret β through the smoothness of the Bayes-optimal CTR function over a semantic latent space. Let $Z \in \mathcal{Z} \subset \mathbb{R}^{d_*}$ be a continuous semantic representation of an item, and (U, Q) be user/query context. Define the Bayes-optimal CTR probability and its logit:

$$p^*(u, q, z) = \mathbb{P}(Y = 1 \mid U = u, Q = q, Z = z), \quad \eta^*(u, q, z) = \log \frac{p^*(u, q, z)}{1 - p^*(u, q, z)}.$$

Assume that for fixed (u, q) , η^* is s -Hölder in z :

$$|\eta^*(u, q, z_1) - \eta^*(u, q, z_2)| \leq L_\eta \|z_1 - z_2\|^s, \quad \forall z_1, z_2 \in \mathcal{Z}. \quad (9)$$

Let d_{eff} denote an *effective dimension* of the semantic domain.

Approximation theory for deep networks over Hölder/Sobolev classes indicates that the achievable approximation error decay is controlled by the interplay between smoothness s and dimension d_{eff} (up to log factors) (Yarotsky, 2017; Lu et al., 2021; Siegel & Xu, 2023). A convenient scaling-compatible parameterization is:

$$\beta \approx \beta(s, d_{\text{eff}}) := \frac{2s}{2s + d_{\text{eff}}}, \quad (10)$$

so larger smoothness s and smaller effective dimension d_{eff} lead to a larger exponent β .

A.1.3. DECOMPOSING THE OBSERVED SCALING: (s, d_{eff}) VS. QUANTIZATION

For token-based models, the tower operates on a quantized semantic variable $\tilde{Z} = Q(Z)$ (RQ-VAE / RQ-kmeans). Over the tower-scaling regime, we can write:

$$\mathcal{L}_{\text{tok}}(N) \approx \underbrace{\mathcal{L}_\infty}_{\text{Bayes floor (ideal } Z)} + \underbrace{\Delta_{\text{quantRQ-VAE}}}_{\text{quantization-induced floor shift}} + \underbrace{AN^{-\beta_{\text{tok}}}}_{\text{tower scaling term}}, \quad \beta_{\text{tok}} \approx \beta(s_{\text{tok}}, d_{\text{eff,tok}}). \quad (11)$$

Thus, β is governed by the smoothness-dimension pair (s, d_{eff}) induced by the representation, while quantization contributes an N -independent shift to the floor.

A.1.4. RQ-VAE QUANTIZATION MAINLY SHIFTS THE FLOOR

CTR loss is Lipschitz in logit space. Write binary cross-entropy in logit form:

$$\ell(y, \eta) = \log(1 + e^\eta) - y\eta, \quad y \in \{0, 1\}.$$

Since $\frac{\partial \ell}{\partial \eta} = \sigma(\eta) - y \in [-1, 1]$, we have:

$$|\ell(y, \eta) - \ell(y, \eta')| \leq |\eta - \eta'|, \quad \forall \eta, \eta' \in \mathbb{R}. \quad (12)$$

Quantization distortion and floor shift. Let $\tilde{Z} = Q(Z)$, and define the s -moment distortion

$$\delta_s := \mathbb{E}\|Z - \tilde{Z}\|^s. \quad (13)$$

Define Bayes risks with full semantic information and with quantized information:

$$\mathcal{L}_\infty := \inf_h \mathbb{E}[\ell(Y, h(U, Q, Z))], \quad (14)$$

$$\mathcal{L}_{\infty, \text{tok}} := \inf_h \mathbb{E}[\ell(Y, h(U, Q, \tilde{Z}))]. \quad (15)$$

Let $\Delta_{\text{quantRQ-VAE}} := \mathcal{L}_{\infty, \text{tok}} - \mathcal{L}_\infty \geq 0$.

Proposition A.1 (Quantization floor shift under CTR loss). *Assume the Bayes logit satisfies the Hölder condition (9). Then*

$$0 \leq \Delta_{\text{quantRQ-VAE}} \leq L_\eta \mathbb{E}\|Z - \tilde{Z}\|^s = L_\eta \delta_s. \quad (16)$$

Quantization does not change the tower exponent within the scaling regime. Let $\mathcal{L}_{\text{tok}}(N)$ be the best population loss achievable by an N -parameter tower operating on (U, Q, \tilde{Z}) :

$$\mathcal{L}_{\text{tok}}(N) := \inf_{\theta: \#\theta \leq N} \mathbb{E}[\ell(Y, g_\theta(U, Q, \tilde{Z}))].$$

Then

$$\mathcal{L}_{\text{tok}}(N) - \mathcal{L}_\infty = \underbrace{(\mathcal{L}_{\text{tok}}(N) - \mathcal{L}_{\infty, \text{tok}})}_{\text{tower scaling term}} + \underbrace{\Delta_{\text{quantRQ-VAE}}}_{N\text{-independent}}. \quad (17)$$

Therefore, if $\mathcal{L}_{\text{tok}}(N) - \mathcal{L}_{\infty, \text{tok}} \approx AN^{-\beta_{\text{tok}}}$ over a range of N , then $\Delta_{\text{quantRQ-VAE}}$ changes only the asymptotic floor and not β_{tok} in that regime.

When can quantization be ignored? Quantization is negligible whenever $\Delta_{\text{quantRQ-VAE}}$ is dominated by the tower term $AN^{-\beta_{\text{tok}}}$ throughout the practical scaling range. A simple sufficient condition is small δ_s ; for $0 < s \leq 2$, letting $D := \mathbb{E}\|Z - \tilde{Z}\|^2$,

$$\delta_s = \mathbb{E}\|Z - \tilde{Z}\|^s \leq (\mathbb{E}\|Z - \tilde{Z}\|^2)^{s/2} = D^{s/2}. \quad (18)$$

A.1.5. WHY TOKENIZATION CAN INCREASE THE OBSERVED EXPONENT

Token-based LRMs promote *semantic parameter sharing*: many items reuse a compact set of multi-modal tokens trained from abundant head traffic, improving transfer to tail/new items. Empirically, token representations concentrate on a lower-complexity subspace and exhibit faster spectral decay, consistent with a smaller effective dimension $d_{\text{eff}, \text{tok}}$ and more stable semantics (effectively larger s_{tok} in the representation-induced metric). In contrast, open-set ID embeddings under long-tail frequencies and churn introduce representation noise and weak sharing, which inflate effective complexity (larger $d_{\text{eff}, \text{id}}$) and reduce the effective smoothness seen by the tower. Combined with (10), this yields

$$\beta_{\text{tok}} \approx \beta(s_{\text{tok}}, d_{\text{eff}, \text{tok}}) > \beta_{\text{id}} \approx \beta(s_{\text{id}}, d_{\text{eff}, \text{id}}),$$

which explains why the token-based tower scaling curve is empirically steeper than the ID-based baseline (Sec. 4.3).