



PEAR:

Pixel-Aligned Expressive Human Mesh Recovery

Jiahao Wu, Yunfei Liu[✉], Lijian Lin, Ye Zhu, Lei Zhu, Jingyi Li, Yu Li

International Digital Economy Academy

Reconstructing detailed 3D human meshes from a single in-the-wild image remains a fundamental challenge in computer vision. Existing SMPLX-based methods often suffer from slow inference, produce only coarse body poses, and exhibit misalignments or unnatural artifacts in fine-grained regions such as the face and hands. These issues make current approaches difficult to apply to downstream tasks. To address these challenges, we propose PEAR—a fast and robust framework for pixel-aligned expressive human mesh recovery. PEAR explicitly tackles three major limitations of existing methods: slow inference, inaccurate localization of fine-grained human pose details, and insufficient facial expression capture. Specifically, to enable real-time SMPLX parameter inference, we depart from prior designs that rely on high-resolution inputs or multi-branch architectures. Instead, we adopt a clean and unified ViT-based model capable of recovering coarse 3D human geometry. To compensate for the loss of fine-grained details caused by this simplified architecture, we introduce pixel-level supervision to optimize the geometry, significantly improving the reconstruction accuracy of fine-grained human details. To make this approach practical, we further propose a modular data annotation strategy that enriches the training data and enhances the robustness of the model. Overall, PEAR is a preprocessing-free framework that can simultaneously infer EHM-s (SMPLX and scaled-FLAME) parameters at over 100 FPS. Extensive experiments on multiple benchmark datasets demonstrate that our method achieves substantial improvements in pose estimation accuracy compared to previous SMPLX-based approaches.

✉ : Corresponding author.

Project page: <https://wujh2001.github.io/PEAR>

idea

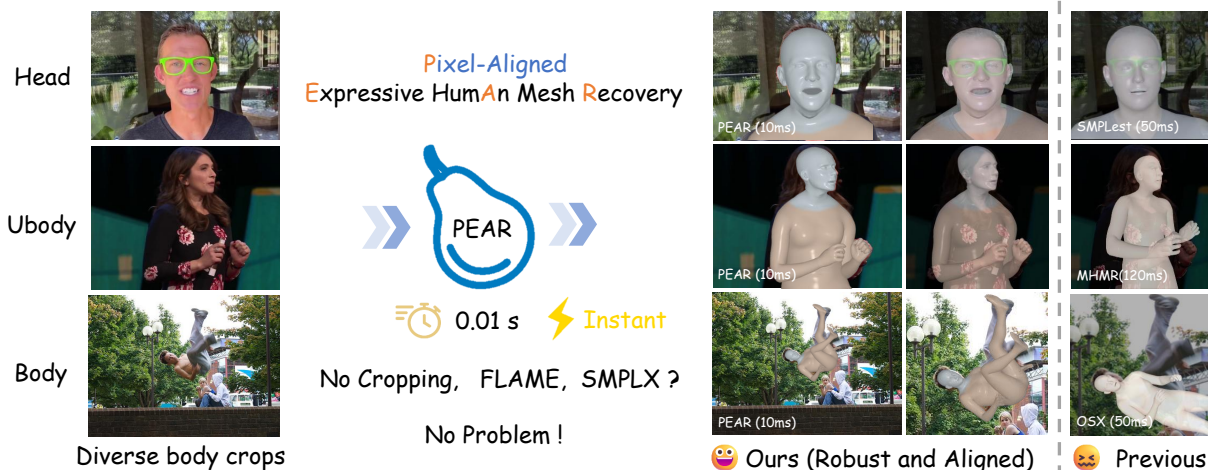


Figure 1 - We propose **PEAR**, a pixel-aligned human mesh recovery framework that surpasses prior SMPLX-based methods and is robust to diverse human body crops. It recovers more accurate facial details and body poses from a single image in under 0.01s without body-part cropping, making it well-suited for realtime downstream applications.

1. Introduction

3D human pose estimation and Human Mesh Recovery (HMR) constitutes a cornerstone of computer vision, with wide-ranging applications spanning robotic perception [10, 30], immersive gaming, embodied AI, and the






Human Model	SMPL/SKEL	SMPL-H	SMPLX /MHR	EHM-s(Ours)
				
	@HMR2(ICCV'23)	@SAM-3D-body(2025)	@SMPLest-X(TPAMI'25)	@PEAR(Ours)
Formulation	$\{\beta_b, \theta_b, \pi\}$	$\{\beta_b, \theta_b, \theta_{ha}, \pi\}$	$\{\beta_b, \theta_b, \theta_h, \phi, \pi\}$	$\{\beta_b, \beta_h, \theta_b, \theta_h, \phi_h, s, \pi\}$
Feature	Body only	Body & hand	Body & hand & limited head	Body & hand & head & scale

Figure 2 - Current methods overview. MHR is a full-body human model; however, SAM3D-body predicts only the body and hand components of MHR.

creation of digital avatars for film and telepresence [49, 3, 56, 18]. Recent advances in this domain have been propelled by parametric human models, notable SMPL [37], SMPLX [46], and GHUM [71]. These models offer compact, low-dimensional manifolds that map high-dimensional human geometry, enabling neural networks to regress body parameters directly for monocular imagery and significantly advancing the state-of-the-art.

Existing approaches can be broadly categorized into body-only regressors (*e.g.*, SMPL-based methods[21]) and expressive whole-body methods (*e.g.*, MHR[9], SMPLX[76]). **For downstream tasks requiring high-fidelity interactions, such as interpreting facial expressions or intricate hand gestures, SMPLX is a suitable choice.** However, despite its capabilities, current SMPLX-based methods [2, 33, 76, 80] still face three key challenges: (1) *Limited expressiveness*. The standard SMPLX shape space entangles cranial features with body shapes, limiting the ability to model diverse head-to-body proportions and fine-grained expressions. (2) *Pixel-level misalignment*. Reliance on sparse keypoint supervision often results in sliding artifacts and misalignment in fine-grained regions (face and hands). (3) *Computational bottlenecks*. Complex multi-branch architectures or multi-stage designed to mitigate the above issue often prevent real-time deployment and downstream applications.

To elaborate, while SMPLX integrates facial topology, it offers limited degrees of freedom or and geometry compared to specialized face models (*i.e.*, FLAME). This constraint hampers the capture of subtle identity cues and interactive semantics (see Fig. 2). Inspired by the Expressive Human Model (EHM) [79], which integrates the FLAME head to the SMPLX body for optimization tasks, we propose a learnable, regression-friendly variant named **EHM-s**. Crucially, we introduce a global head-scale parameter s . Such design decouples head size from body shape, enabling our model to generalize to diverse anthropometric distributions (*e.g.*, toddlers or stylized characters), where head proportions deviate from the adult norm.

Furthermore, regarding **alignment and speed**, prior methods often prioritize global structural consistency at the expense of local pixel-level alignment. While optimization-based refinement [41, 79] can alleviate misalignment, it is prohibitively rather slow. Conversely, regression-based methods[2, 76] typically resort to high-resolution inputs or multi-branch designs (*e.g.*, separate encoders for face/hand/body) to preserve detail, which increases computations overhead and slow-down inference speed. We argue that a streamlined architecture can achieve both high fidelity and speed if supervised effectively.

To this end, we present PEAR, the first framework capable of regression expressive EHM-s parameters at **over 100 FPS**. Departing from complex multi-branch designs, we employ a single, lightweight Vision Transformer (ViT) as the unified backbone. To overcome the accuracy limitations inherent in simple architectures, we introduce a novel **analysis-by-synthesis training paradigm** for HMR. Specifically, we integrate a differentiable neural renderer that enforces dense pixel-level alignment between the predicted mesh and the input image. This allows the model to learn fine-grained details from raw pixels without incurring inference-time costs.

Additionally, we redesign the data pipeline by decomposing the human mesh into modular components (body, face, hands). This modularity allows our model to learn robustly from partial inputs, handling head-only, upper-body, and whole body images seamlessly (see Fig 1).

In summary, our contributions are:

- We propose PEAR (Pixel-aligned Expressive human mesh Recovery), which predicts EHM-s parameters to recover a more expressive human model.
- We introduce a two-stage training scheme leveraging differentiable rendering. This provides dense pixel-level feedback, significantly reducing misalignment.
- We propose a part-level human parameter annotation strategy, enabling PEAR to generalize across diverse cropping scenarios (from close-up faces to whole bodies). The processed data and pipeline will be released to the research community.
- We demonstrate that a single ViT-B backbone is sufficient for high-fidelity body mesh recovery. Our method achieves real-time performance (>100 FPS), paving the way for practical deployment in resource-constrained applications.

2. Related Work

Human Pose and Shape Estimation. Human pose estimation from images is a well-studied problem with numerous applications [59, 84, 33, 68, 38, 45]. Early optimization-based approaches (e.g., SMPLify-X[45]) estimate body parameters from a single image through iterative fitting, but these methods are often time-consuming. Human Mesh Recovery (HMR) [19] alleviates this limitation by directly regressing SMPL [37] parameters with a CNN, significantly reducing inference time. This idea has inspired a series of follow-up methods such as SPIN [27] and PARE [26], which further improved the accuracy of human pose estimation and extended parameter regression to models like SMPLX [46] and MANO [52]. More recently, the emergence of ViT-based methods has led to notable gains in estimation accuracy. Following previous advances [33, 2, 11, 67], we also adopt a transformer-based neural network for EHM-s regression.

Human Appearance Reconstruction. Traditional human reconstruction methods [6, 5, 77, 53] have primarily focused on mesh reconstruction, covering various parts such as the body, face, and hands. CAR [32], SITH [14], and CanonicalFusion [55] respectively reconstruct animatable human bodies from single-view and multi-view images. ICON [70] and ECON [69] reconstruct clothed humans through implicit and explicit normal-fusion approaches. In recent years, the emergence of neural radiance fields (NeRF) and 3D Gaussian splatting (3DGS) [22] has inspired numerous efforts [62, 82, 78, 16, 29, 35, 72] to combine human appearance with template models to achieve more realistic 3D reconstructions. Methods such as GART [29], GaussianAvatar [15] and ExAvatar [42] are typically trained per individual ID, and thus lack generalization ability. More recently, approaches including Human-LRM [63], Human-Splat [43], LHM [48], and GUAVA [79] have focused on human appearance modeling with generalization capability. We refer to this class of methods as Neural Renderers, which can provide pixel-level supervisory signals. Recently, this field remains highly active, with numerous outstanding works [64, 58, 44, 57, 61, 54, 55, 65], focusing on expressive human pose estimation and 3D human or scene reconstruction.

3. Method

We introduce PEAR to overcome three fundamental limitations of current SMPLX-based approaches: slow inference speed, limited fine-grained pose localization accuracy, and insufficient robustness to diverse cropping conditions. Prior SMPLX-based methods typically rely on high-resolution inputs or multi-branch networks dedicated to hands and face, which leads to slow inference and prevents real-time deployment. Moreover, they primarily emphasize body pose accuracy, often overlooking regions with richer details such as the face and hands. To overcome these issues, we adopt a single, streamlined ViT as the backbone to ensure fast inference. To maintain its performance, we reprocessed a large-scale human dataset and designed a two-stage training strategy to further enhance the model’s ability to capture fine-grained details.

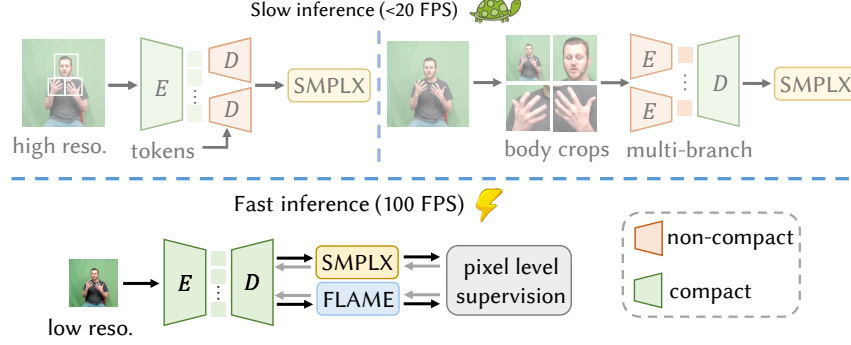


Figure 3 - Expressive human mesh recovery method comparison. Existing SMPLX-based methods mainly adopt the two architectures shown on the top. In contrast, we introduce pixel-level supervision without increasing model complexity, enabling fast inference with high-quality body and face reconstruction. This is not trivial, and details are provided below.

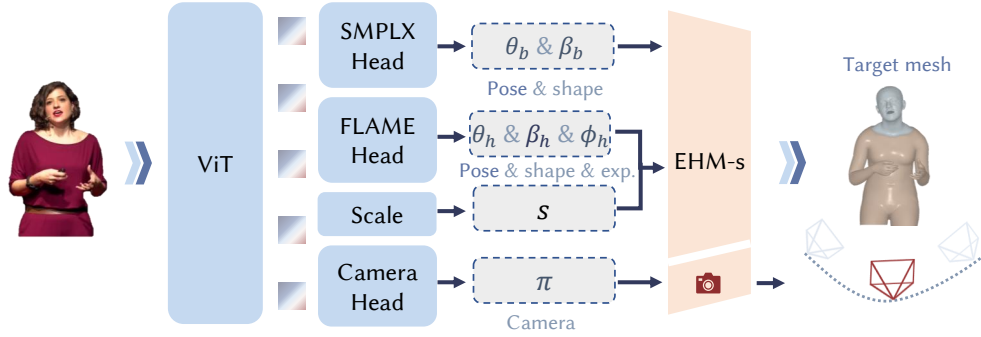


Figure 4 - Overview of PEAR. PEAR adopts a unified ViT backbone (includes encoder and decoder) to jointly regress SMPLX body parameters and FLAME-consistent head parameters. A scale parameter s is introduced to account for head size variations, enabling robust modeling across both children and adults while maintaining efficient inference.

3.1 Preliminary

As shown in Fig. 2, existing human mesh recovery methods can be broadly categorized into three types according to the scope of predicted human components. Type1 methods recover body-only parameters, Type2 methods jointly estimate body and hand poses, and Type3 methods further incorporate facial expression and shape modeling. As models predict an increasing number of human components, the resulting human representations become more expressive and applicable to a wider range of scenarios, accompanied by increased modeling complexity and task difficulty. **Our method builds upon SMPLX and FLAME by introducing an additional scale parameter s , forming EHM-s** (see supplementary for details), and thus falls into the Type-3 category. Accordingly, our comparisons focus on methods within the same category that aim to recover full-body, hand, and facial parameters within a unified framework.

3.2 Model Architectures

As shown in Fig. 3, we observe that prior SMPLX methods often rely on high-resolution inputs [2] or multi-branch networks [76, 33, 80] to handle facial and hand details. While these designs can improve performance, they increase inference cost and hinder real-time deployment. To ensure efficiency, we adopt a single, streamlined ViT-B backbone [7, 73] to simultaneously predict body, face, and hand parameters from a single image. Additionally, to enhance facial realism, we replace the estimated SMPLX face parameters with FLAME parameters, which provide stronger facial expression modeling. The overall pipeline is illustrated in Fig. 4. As with previous explorations, a single ViT alone cannot fully capture high-dimensional human parameters, so we introduce a second-stage pixel level refinement, as described in Sec. 3.3.

For the model architecture, we design the facial output as a separate branch predicting FLAME parameters,

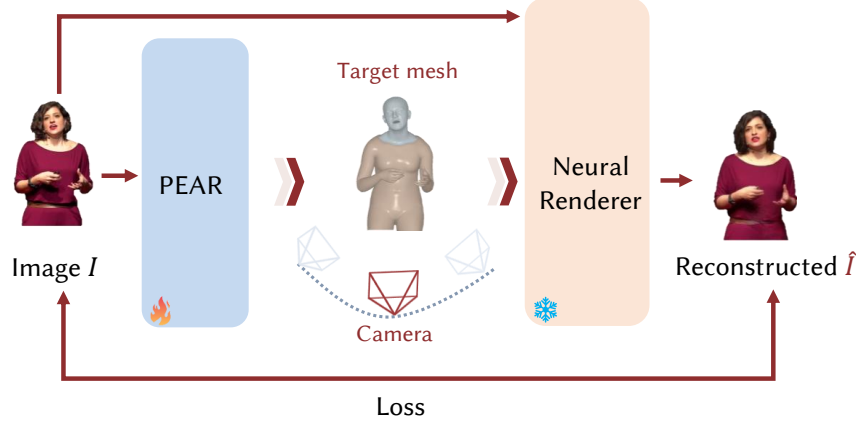


Figure 5 - Pixel-aligned training strategy for enhancing PEAR.

allowing it to independently infer facial parameters even without body input, which makes the model more robust. The model consists of two main head branches, SMPLX and FLAME, each responsible for a distinct set of parameters: **SMPLX**: pose parameters θ_b and shape parameters β_b . **FLAME**: pose parameters θ_h , shape parameters β_h , and expression parameters ϕ_h . The above process can be formulated as follows: given an input image I , the human pose model F_{vit} predicts $[\theta_b, \beta_b, \theta_h, \beta_h, \phi_h, s, \pi] = F_{vit}(I)$. For the body and hand supervision, the mean squared error (MSE) losses are applied to the SMPLX parameters:

$$\mathcal{L}_{body} = \|\theta_b - \theta_b^*\|_2^2 + \|\beta_b - \beta_b^*\|_2^2, \quad (1)$$

where θ_b^* and β_b^* denote the ground-truth SMPLX pose parameters and shape parameters, respectively. We also incorporate 3D and 2D body keypoints as supervision, using the L1 loss:

$$\mathcal{L}_{kp1} = \|X_b - X_b^*\|_1 + \|\pi(X_b) - x_b^*\|_1, \quad (2)$$

where X_b^* and x_b^* denote the ground-truth 3D and 2D body keypoints, respectively, and X_b represents the predicted 3D keypoints. $\pi(X_b)$ denotes the projection of the 3D points onto the image plane using camera parameters π .

For supervision of the FLAME parameters, we adopt an L_1 loss:

$$\mathcal{L}_{head} = \|\theta_h - \theta_h^*\|_1 + \|\beta_h - \beta_h^*\|_1 + \|\phi_h - \phi_h^*\|_1 + \|s - s^*\|_1, \quad (3)$$

where θ_h^* , β_h^* , ϕ_h^* and s^* denote the ground-truth FLAME pose, shape, expression and scale parameters, respectively.

In addition to parameter supervision, we further impose keypoint-based supervision. To account for variations in head scale across different subjects, we first apply a scale parameter $s \in \mathbb{R}^3$ to the predicted head geometry:

$$V_h = s \cdot F_{FLAME}(\theta_h, \beta_h, \phi_h), \quad X_h = F_{v2k}(V_h), \quad (4)$$

where V_h and X_h denote the predicted head vertices and facial keypoints, respectively. Here, F_{FLAME} represents the FLAME model function, and F_{v2k} denotes the vertex-to-keypoint mapping. Finally, the facial keypoint supervision is defined as:

$$\mathcal{L}_{kp2} = \|\pi(X_h) - x_h^*\|_1, \quad (5)$$

where $\pi(\cdot)$ denotes the projection function and x_h^* represents the ground-truth 2D facial keypoints.

3.3 Pixel-level Enhancement

Although a single ViT-B backbone ensures efficient inference, it is inherently limited in modeling high-dimensional fine-grained details. Furthermore, supervision restricted to body parameters and keypoints

frequently introduces local misalignments. Together, these issues compromise the reliability of downstream tasks. To address these issues, we incorporate a pre-trained 3DGS-based neural renderer [79] to provide pixel-level supervision, improving the alignment of predicted meshes with image pixels in detail-rich regions. Specifically, as shown in Fig. 5, for image data, we randomly select image I , and feed them into the human pose estimation model F_{vit} to extract the human body model parameters as follows:

$$\Phi = [\theta_b, \beta_b, \theta_h, \beta_h, \phi_h, s, \pi] = F_{vit}(I). \quad (6)$$

Subsequently, the final reconstructed image can be expressed as:

$$\hat{I} = F_{ren}(F_{ehm}(\Phi), I, \pi). \quad (7)$$

Here, F_{ehm} and F_{ren} denote the EHM-s model and the neural renderer. With this formulation, we can seamlessly introduce the photometric loss to provide pixel-level supervision:

$$\mathcal{L}_{photo} = \mathcal{L}_1(I, \hat{I}) + \mathcal{L}_{lpips}(I, \hat{I}). \quad (8)$$

As shown in Fig. 5, this improvement cannot be achieved without a carefully designed training and supervision strategy. **It requires a strong prior: the predicted mesh must be roughly aligned with the image for the Gaussian points to be correctly bound during rendering; otherwise, severe coupling between appearance and geometry may occur.** This motivates our two-stage training strategy (stage 1 for coarse mesh, stage 2 for fine mesh, see Sec. 3.5) and the creation of a more accurately annotated dataset to provide reliable supervision. Together, these contributions enable PEAR to achieve high-fidelity, real-time full-body reconstruction—a combination rarely achieved by prior methods. Finally, the ablation study is presented in Tab. 6. To make this approach practical, we need to generate accurate supervision signals, as detailed below.

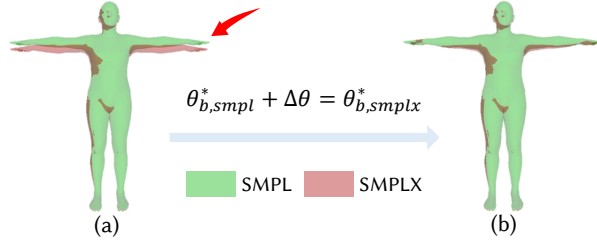


Figure 6 - Alignment of SMPL body pose to SMPLX, disregarding the hands and face.

3.4 Training Data Generation: Part-level pseudo-label refinement strategy

For learning-based methods, high-quality data supervision is a crucial factor influencing model performance [83]. Existing SMPLX-based methods predominantly depend on pseudo ground-truth annotations produced by earlier SMPLX pipelines, which constrains their performance and prevents further improvement. In addition, we find that **SMPLX-based approaches lag behind SMPL-based methods in body pose estimation accuracy.** Consequently, reusing such SMPLX pipelines for pseudo-label generation **inevitably propagates their limitations.** To overcome this bottleneck, we introduce a part-level human parameter annotation strategy that independently annotates body, face, and hand components. This enables the construction of a dataset covering full-body poses, facial expressions, and hand articulations, providing more reliable and comprehensive supervision. Moreover, this scheme significantly improves the model’s generalization across different human-part inputs, allowing robust inference on head, upper-body, and full-body images—capabilities that prior methods generally lack, as shown in Fig. 1.

Specifically, we employ ProHMR [28] to estimate SMPL body poses and adapt them to SMPL-X with minor adjustments. As illustrated in Fig. 6, directly transferring SMPL body pose parameters to SMPL-X leads to inconsistencies due to intrinsic offsets between the two models. To mitigate this issue, we estimate an offset $\Delta\theta$ by aligning their T-poses, enabling SMPL-X body pose parameters to be directly derived from SMPL-annotated datasets:

$$\theta_{b,SMPL-X}^* = \theta_{b,SMPL}^* + \Delta\theta, \quad (9)$$

where $\theta_{b, \text{SMPL-X}}^*$ and $\theta_{b, \text{SMPL}}^*$ denote the body pose parameters of SMPL-X and SMPL, respectively.

For the hands and face, we adopt recent SOTA methods, namely HAMER [47] and TEASER [36], to obtain coarse initial estimates. Specifically, HAMER is used to estimate SMPL-X hand pose parameters, while TEASER predicts FLAME facial shape β_h^* , expression ϕ_h^* , and pose θ_h^* . Subsequently, we use the 2D keypoints estimated by DWPose [75] to refine the facial and hand parameters. **These efforts yield high-quality supervision data, essential for training a pixel-aligned and robust HMR model like our PEAR.** More details can be found in the supplementary material.

3.5 Implementation Details

Overall, our method adopts a two-stage training strategy. **In the first stage**, we train a ViT-based model F_{vit} on large-scale image attribute datasets to estimate the parameters of the EHM-s model. This stage is trained for approximately 200k iterations with a batch size of 40 on 8 NVIDIA A6000 GPUs, taking about 10 days to complete. Afterward, we fine-tune the GUAVA model on full-body human datasets to enhance its generalization ability to images containing complete human body structures. **In the second stage**, we leverage pixel-level supervision provided by GUAVA to further refine fine-grained human body details and improve the pixel-wise alignment between the predicted EHM-s human mesh and the input images. This stage is trained for 20k iterations with a batch size of 2, also on 8 NVIDIA A6000 GPUs, and takes about 1 day to finish.

4. Experiment

Table 1 - Quantitative comparison of human heads. Among them, the LVE metric is the most important evaluation criterion. * denotes a dedicated facial expression capture method.

Methods	UBody		3DPW	
	MLE↓	LVE↓	MLE↓	LVE↓
	($\times 10^{-3}$ m)	($\times 10^{-5}$ m)	($\times 10^{-3}$ m)	($\times 10^{-4}$ m)
SMIRK* [50]	2.81	8.02	4.25	2.77
TEASER* [36]	1.92	4.23	3.95	5.60
SMPLest [76]	8.93	15.6	13.3	9.38
Ours	0.72	1.22	3.36	0.99

Table 2 - Quantitative comparison of human hands (PA-PVE) on the UBody (OSX) and EHF test dataset. ¹ Tested on publicly released checkpoints.

Method	Backbone	Reso.	EHF↓	UBody↓
PIXIE [8]	RN50	crop	11.1	12.2
Hand4Whole [40]	RN50	crop	10.8	8.9
OSX [33]	ViT-L/16	256 × 192	15.9	10.8
SMPLer-X [4]	ViT-L/16	256 × 192	15.0	10.3
Multi-HMR ¹ [2]	ViT-B/14	896 × 896	16.4	11.2
Ours	ViT-B/16	256 × 192	12.8	9.8

In this section, we conduct both qualitative and quantitative evaluations of our human reconstruction and rendering framework. First, compared with previous SMPLX-based approaches [81, 33, 76, 2], we demonstrate that PEAR not only exhibits strong generalization ability, enabling accurate human model estimation under diverse and complex environments, but also achieves more precise pose estimation in fine-grained body regions with improved pixel-level alignment (Sec. 4.2). Second, we present ablation studies to validate the effectiveness of our approach (Sec. 4.3). Finally, we further show the superior performance of our method in rendering-driven downstream applications (Sec. 4.4), highlighting its robustness and accuracy in human pose recovery.

4.1 Experimental Setup

Training Dataset. Our training data consists of two parts. The first part, referred to as **Part 1**, comprising the following datasets: Human3.6M [17], MPI-INF-3DHP [39], COCO [34], MPII [1], InstaVariety [20], and AVA [13]. The second part, referred to as **Part 2**, includes Ego-Exo4D [12], Ego-humans [23], SA1B [25], Harmony4D [24], and AI Challenger [66]. The data annotation process is described in Sec. 3.4.

Baseline. We report results on benchmarks commonly used for comparison with a wide range of prior methods. Since our approach integrates both SMPLX and FLAME models, we evaluate against SMPLX-based methods for body and hand reconstruction, and against dedicated FLAME-based methods for face reconstruction. For fairness, all the baselines considered in this work are open-source methods that are capable of simultaneously

Table 3 - Quantitative comparison of human body pose. For fairness, all the baselines considered in this work are open-source methods that are capable of simultaneously estimating body, face, and hand parameters. We report PCK @0.05 and @0.1 for the 2D datasets (COCO, LSP-Extended, PoseTrack) and MPJPE, PA-MPJPE and MVE for the 3D datasets (3DPW, AGORA). ¹ Multi-HMR always detects additional persons in the PoseTrack dataset; therefore, we do not report its results. ² test on L40S.

Methods	Model	Predict parts	FPS ²	COCO		LSP-extend		PoseTrack		3DPW		AGORA
				@0.05↑	@0.1↑	@0.05↑	@0.1↑	@0.05↑	@0.1↑	MPJPE↓	PA-MPJPE↓	Body MVE↓
OSX [33]	SMPLX	Body,face,hand	20	0.70	0.87	0.42	0.73	0.82	0.90	74.7	45.1	80.2
Multi-HMR ¹ [2]	SMPLX	Body,face,hand	10	0.65	0.82	0.43	0.70	-	-	78.0	45.9	59.6
SMPLest-X [76]	SMPLX	Body,face,hand	20	0.71	0.91	0.40	0.74	0.82	0.91	74.8	45.8	63.5
Ours	EHM-s	Body,face,hand	100	0.81	0.94	0.55	0.81	0.87	0.97	71.3	45.3	59.3

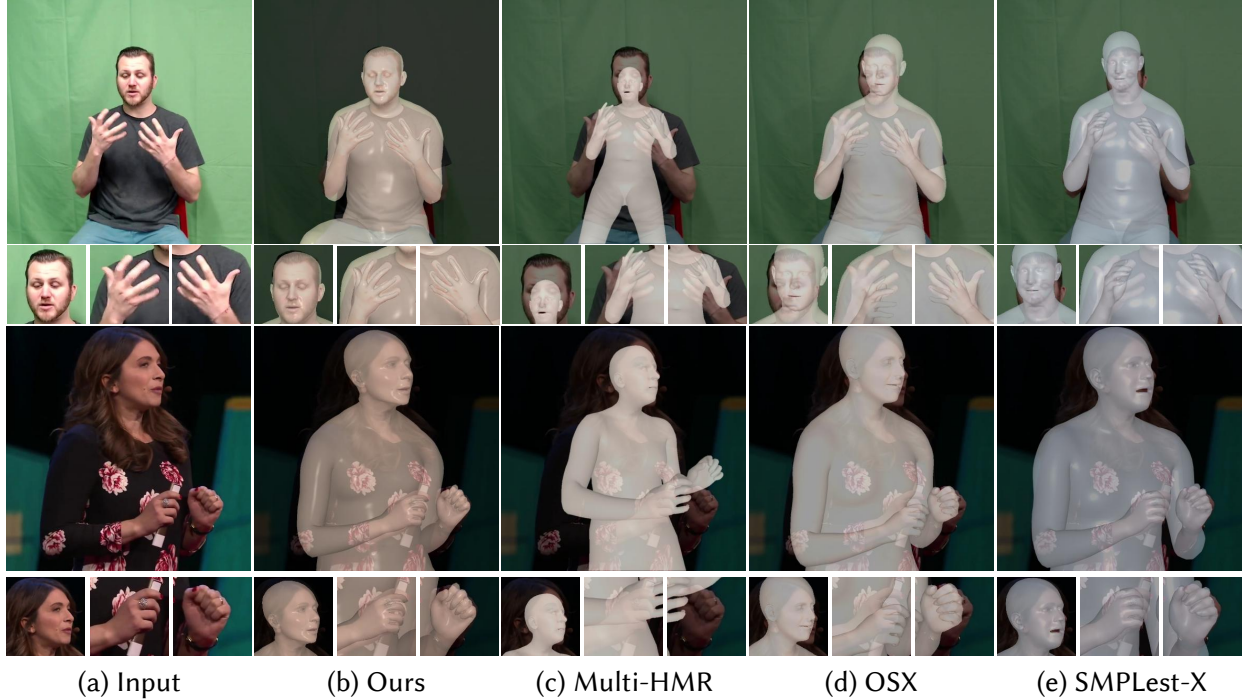


Figure 7 - Hand pose prediction comparison. (Results on the Ubody-intra dataset).

estimating body, face, and hand parameters. We exclude methods that estimate only the body, or the body and hands, since jointly estimating SMPL-X body, face, and hand parameters poses a greater challenge.

4.2 Model Evaluations

Facial expression evaluation metrics. For 3D head mesh modeling, we assess reconstruction accuracy using key metrics such as lip vertex error (LVE) [51] and mean vertex error (MVE), which measure the deviation of mouth and overall facial vertices from the tracking results. Since no dedicated benchmark exists, we follow the fitting strategy proposed in GUAVA to generate test samples from the 3DPW [60] and UBody [79] test splits. Quantitative comparisons with state-of-the-art learning-based methods, including TEASER, SMIRK, and SMPLest-X (Tab. 1), show that our method captures high-quality facial expressions without face cropping, achieving performance comparable to or better than these approaches. In particular, when compared with SMPLX-based methods such as SMPLest-X and OSX, our approach exhibits pronounced advantages in facial expression capture, as illustrated in Fig.8.

Hand pose evaluation metrics. Following prior works, we evaluate the Procrustes Alignment per-vertex error (PA-PVE) metric for hands on the EHF and UBody-intra [33] datasets, as shown in Tab. 2. Among the baselines, PIXIE [8] and Hand4Whole [40] require additional cropping of the hand region, while Multi-HMR




Figure 8 - Facial expression capture comparison. Qualitative comparison of facial expression reconstruction between our method and state-of-the-art approaches, including SMPLest and OSX. Our method better preserves fine-grained and expressive facial details. (Examples from publicly available Internet images.)

Table 4 - Training dataset ablation study. The datasets used in Part 1 and Part 2 are described in Sec. 4.1. Incorporating Part 2 further improves overall body accuracy; however, this improvement comes at the cost of reduced hand accuracy.

Dataset	Images/Frames	COCO		LSP-extend		PoseTrack		EHF	Ubody-intra
		@0.05↑	@0.1↑	@0.05↑	@0.1↑	@0.05↑	@0.1↑	Hand(P-PVE) ↓	Hand(P-PVE) ↓
Part1	3 M+	0.79	0.94	0.52	0.80	0.87	0.97	13.3	9.5
Part1 + Part2	6 M+	0.81	0.94	0.55	0.81	0.87	0.97	13.3	12.8

[2] uses an input resolution of 896×896 , which results in lower efficiency. In contrast, our method only requires an input resolution of 256×256 and achieves comparable performance without any extra processing. As shown in Fig. 7, we compare our method with state-of-the-art approaches for hand pose prediction, demonstrating more accurate hand pose capture.

Body pose evaluation metrics. We conduct extensive evaluations of body pose estimation accuracy across multiple datasets and a diverse set of metrics. We first assess 2D image alignment of the generated human poses by reporting the Percentage of Correct Keypoints (PCK) of reprojected keypoints under different thresholds, as shown in Tab. 3. Our approach significantly outperforms other SMPLX-based methods, indicating that PEAR achieves more accurate body pose estimation even on challenging datasets such as COCO and LSP-Extended. We additionally evaluate 3D pose accuracy on the 3DPW and AGORA datasets using the Mean Procrustes-Aligned per-joint error (MPJPE) and Mean Vertex Error (MVE). Our method consistently surpasses current sota approaches on both benchmarks.

Real-time inference and animation. Our method enables fully end-to-end inference of SMPLX and FLAME parameters, eliminating the need for any preprocessing steps. Our model achieves real-time inference across a wide range of GPU platforms. Specifically, it runs at approximately 100 FPS on both the L40S and RTX 4090, and around 80 FPS on the A100 (40GB and 80GB), with all results reported using FP32 precision.




Figure 9 - Body pose prediction comparison. We compare PEAR with several smplx-based sota approaches. PEAR not only predicts body poses more accurately, but also achieves higher alignment at the pixel level. (Results on the LSP-extend dataset).

Table 5 - EHM parameter evaluation and animation time (seconds per frame) on different machine configurations (unit: s, Float32 precision).

Operation	L40S	A100	RTX 5090	RTX 4090	RTX 3090
EHM-s inference	0.009	0.013	0.010	0.011	0.015
Animation	0.014	0.013	0.016	0.019	0.020
Total	0.023	0.026	0.026	0.030	0.035

4.3 Ablation Study

Pixel-level supervision ablation. We conduct a comprehensive ablation study on the proposed photometric loss, as shown in Tab. 6 and Fig. 10. For facial expression accuracy, we follow SMIRK [50] and adopt the Mean Vertex Error (MVE) and Lip Vertex Error (LVE) as evaluation metrics. For hand pose accuracy, consistent with previous SMPLX-based methods, we quantify performance using the PA-PVE. Experimental results across multiple datasets demonstrate that the proposed photometric loss effectively and consistently enhances the model’s ability to capture fine-grained human details, particularly in expressive regions such as the face and hands, while preserving overall body pose accuracy.

Training dataset ablation. As shown in Tab. 4, we observe that incorporating additional training data does improve overall body accuracy; however, it also shifts the model’s attention toward the limbs, leading to degraded modeling capability for the hands. This phenomenon may help explain why current SMPLX-based methods generally struggle to surpass SMPL or SKEL in limb accuracy under challenging poses.

4.4 Downstream Applications

Since PEAR enables real-time capture of body motion, hand poses, and facial expressions, it is well suited for a wide range of downstream applications, including real-time holographic communication, immersive VR/AR

Table 6 - Ablation study results (in meters) on 4 different datasets. MLE ($\times 10^{-4}$) and LVE ($\times 10^{-5}$) measure facial expression accuracy; PA-PVE measures hand vertex accuracy.

Methods	UBody		3DPW		EHF	UBody-intra
	MLE↓	LVE↓	MLE↓	LVE↓	PA-PVE↓	PA-PVE↓
w/o L_{photo}	7.92	1.43	3.43	1.24	13.3	12.8
w L_{photo}	7.19	1.22	3.36	0.99	12.8	9.8



Figure 10 - Ablation on two-stage training. Joint training improves fine-grained body part alignment (left: w/o photometric loss, right: w photometric loss).

experiences, virtual avatar animation, and human-computer interaction. To this end, we have specifically created several examples, as shown on [Project Page](#).

5. Discussion and Limitation

As shown in Fig. 2, we categorize human body models into three types: body-only models (e.g., SMPL, SKEL), body-hand models (e.g., SMPLH), and full models incorporating body, hands, and face (e.g., SMPLX, MHR, and EHM-s). Our method targets full-body human mesh recovery with integrated modeling of body, hands, and facial expressions, corresponding to the Type3 (body, hand and face) category defined above. While this setting enables more expressive and holistic human representations, it also introduces increased modeling complexity and optimization difficulty.

We acknowledge that, due to the reduced output space, Type1 (body-only) and Type2 (body and hand) approaches may achieve higher accuracy on body pose estimation in certain aspects, as they are designed to recover fewer human components under more constrained settings. In contrast, Type3 methods trade off some pose accuracy for enhanced expressiveness and modeling capacity, which is essential for applications requiring detailed hand and facial modeling. To ensure fair and meaningful evaluation, our primary comparisons are conducted with other Type3 methods that share the same recovery targets. For completeness, we additionally include representative comparisons with Type1 and Type2 approaches in the supplementary material. Despite these advantages, our method still faces limitations when handling extremely blocking and complex interactions, which remain open directions for future research.

6. Conclusion

In this paper, we present PEAR, the first human mesh recovery framework that simultaneously regresses both SMPLX and FLAME parameters, addressing three key limitations of prior approaches. First, SMPLX exhibits limited capacity in modeling facial details, making it inadequate for representing diverse expressions. Second, previous HMR methods often fail to achieve pixel-level alignment in the image plane, leading to misaligned human meshes and constraining their applicability in high-precision downstream tasks. Third, existing SMPLX-based methods suffer from slow inference, which severely limits their applicability in real-time scenarios. To overcome these challenges, PEAR takes a single image as input and jointly estimates SMPLX body and FLAME facial parameters, achieving more expressive human meshes at 100 FPS. Overall, our method achieves pixel-level accuracy in HMR and significantly improves the fidelity and utility of human mesh representations in downstream real-time applications.





Figure 11 - Our model generalizes to cartoon characters, accurately estimating facial parameters even with exaggerated head proportions, which is not supported by prior SMPLX-, or MHR-based methods. (Qualitative results on AI-generated images.)



Input

Output

Input

Output

Figure 12 - Visualization results on the COCO-val dataset. Our method performs robustly across diverse scenarios, including occlusions, motion blur, and children.




Figure 13 - We further visualize the performance of our model on the LSP-Extend dataset, which poses significant challenges for HMR.




Figure 14 - We visualize our model's performance on challenging and extreme cases, including extreme lighting, motion blur, occlusion, and side views.

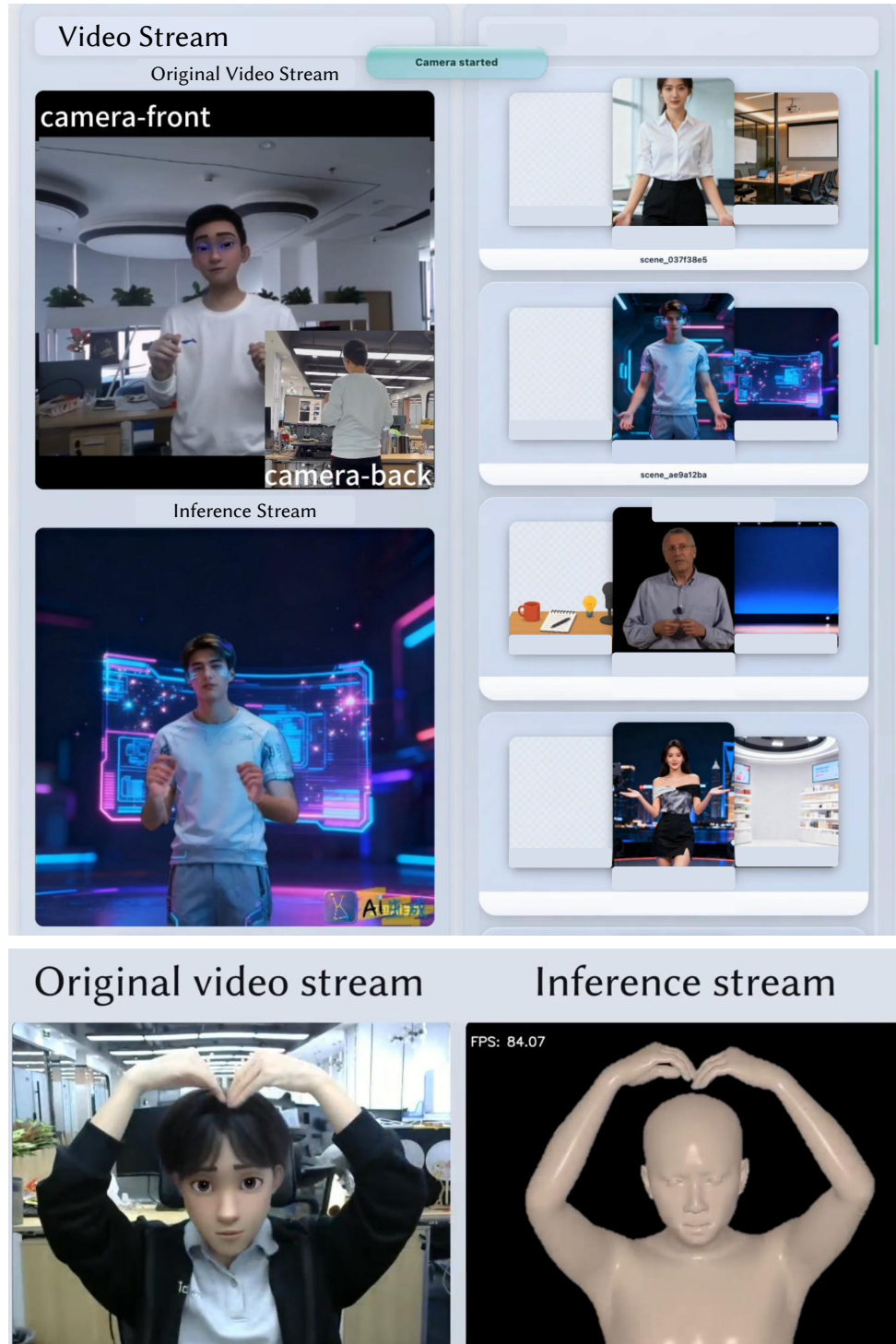


Figure 15 - We develop a human-friendly interface for real-time avatar animation (top) and human mesh recovery (bottom). Please find more results in the supplementary video.

References

- [1] Mykhaylo Andriluka, Leonid Pishchulin, Peter Gehler, and Bernt Schiele. 2014. 2D human pose estimation: New benchmark and state of the art analysis. In *CVPR*.
- [2] Fabien Baradel, Matthieu Armando, Salma Galaoui, Romain Brégier, Philippe Weinzaepfel, Grégory Rogez, and Thomas Lucas. 2024. Multi-hmr: Multi-person whole-body human mesh recovery in a single shot. In *European Conference on Computer Vision*. Springer, 202–218.
- [3] Grigore C Burdea and Philippe Coiffet. 2003. *Virtual reality technology*. John Wiley & Sons.
- [4] Zhongang Cai, Wanqi Yin, Ailing Zeng, Chen Wei, Qingping Sun, Wang Yanjun, Hui En Pang, Haiyi Mei, Mingyuan Zhang, Lei Zhang, et al. 2023. Smpler-x: Scaling up expressive human pose and shape estimation. *Advances in Neural Information Processing Systems* 36 (2023), 11454–11468.
- [5] Xingyu Chen, Yufeng Liu, Yajiao Dong, Xiong Zhang, Chongyang Ma, Yanmin Xiong, Yuan Zhang, and Xiaoyan Guo. 2022. Mobrecon: Mobile-friendly hand mesh reconstruction from monocular image. In *Proceedings of the IEEE/CVF conference on computer vision and pattern recognition*. 20544–20554.
- [6] Radek Daněček, Michael J Black, and Timo Bolkart. 2022. Emoca: Emotion driven monocular face capture and animation. In *Proceedings of the IEEE/CVF Conference on Computer Vision and Pattern Recognition*. 20311–20322.
- [7] Alexey Dosovitskiy, Lucas Beyer, Alexander Kolesnikov, Dirk Weissenborn, Xiaohua Zhai, Thomas Unterthiner, Mostafa Dehghani, Matthias Minderer, Georg Heigold, Sylvain Gelly, et al. 2020. An Image is Worth 16x16 Words: Transformers for Image Recognition at Scale. In *ICLR*.
- [8] Yao Feng, Vasileios Choutas, Timo Bolkart, Dimitrios Tzionas, and Michael J. Black. 2021. Collaborative Regression of Expressive Bodies using Moderation. In *International Conference on 3D Vision (3DV)*.
- [9] Aaron Ferguson, Ahmed A. A. Osman, Berta Bescos, Carsten Stoll, Chris Twigg, Christoph Lassner, David Otte, Eric Vignola, Fabian Prada, Federica Bogo, Igor Santesteban, Javier Romero, Jenna Zarate, Jeongseok Lee, Jinhyung Park, Jinlong Yang, John Doublestein, Kishore Venkateshan, Kris Kitani, Ladislav Kavan, Marco Dal Farra, Matthew Hu, Matthew Cioffi, Michael Fabris, Michael Ranieri, Mohammad Modarres, Petr Kadlecek, Rawal Khrodar, Rinat Abdrashitov, Romain Prévost, Roman Rajbhandari, Ronald Mallet, Russel Pearsall, Sandy Kao, Sanjeev Kumar, Scott Parrish, Shou-I Yu, Shunsuke Saito, Takaaki Shiratori, Te-Li Wang, Tony Tung, Yichen Xu, Yuan Dong, Yuhua Chen, Yuanlu Xu, Yuting Ye, and Zhongshi Jiang. 2025. MHR: Momentum Human Rig. arXiv:2511.15586 [cs.GR] <https://arxiv.org/abs/2511.15586>
- [10] Zipeng Fu, Qingqing Zhao, Qi Wu, Gordon Wetzstein, and Chelsea Finn. 2024. HumanPlus: Humanoid Shadowing and Imitation from Humans. In *CoRL*.
- [11] Shubham Goel, Georgios Pavlakos, Jathushan Rajasegaran, Angjoo Kanazawa, and Jitendra Malik. 2023. Humans in 4D: Reconstructing and tracking humans with transformers. In *ICCV*.
- [12] Kristen Grauman, Andrew Westbury, Lorenzo Torresani, Kris Kitani, Jitendra Malik, Triantafyllos Afouras, Kumar Ashutosh, Vijay Baiyya, Siddhant Bansal, Bikram Boote, et al. 2024. Ego-exo4d: Understanding skilled human activity from first-and third-person perspectives. In *Proceedings of the IEEE/CVF Conference on Computer Vision and Pattern Recognition*. 19383–19400.
- [13] Chunhui Gu, Chen Sun, David A Ross, Carl Vondrick, Caroline Pantofaru, Yeqing Li, Sudheendra Vijayanarasimhan, George Toderici, Susanna Ricco, Rahul Sukthankar, Cordelia Schmid, and Jitendra Malik. 2018. AVA: A video dataset of spatio-temporally localized atomic visual actions. In *CVPR*.
- [14] Hsuan-I Ho, Jie Song, and Otmar Hilliges. 2024. SiTH: Single-view Textured Human Reconstruction with Image-Conditioned Diffusion. In *Proceedings of the IEEE Conference on Computer Vision and Pattern Recognition (CVPR)*.
- [15] Liangxiao Hu, Hongwen Zhang, Yuxiang Zhang, Boyao Zhou, Boning Liu, Shengping Zhang, and Liqiang Nie. 2024. Gaussianavatar: Towards realistic human avatar modeling from a single video via animatable

- 3d gaussians. In *Proceedings of the IEEE/CVF conference on computer vision and pattern recognition*. 634–644.
- [16] Shoukang Hu, Tao Hu, and Ziwei Liu. 2024. Gauhuman: Articulated gaussian splatting from monocular human videos. In *Proceedings of the IEEE/CVF conference on computer vision and pattern recognition*. 20418–20431.
 - [17] Catalin Ionescu, Dragos Papava, Vlad Olaru, and Cristian Sminchisescu. 2014. Human3.6M: Large Scale Datasets and Predictive Methods for 3D Human Sensing in Natural Environments. *IEEE Transactions on Pattern Analysis and Machine Intelligence* 36, 7 (jul 2014), 1325–1339.
 - [18] Yili Jin, Kaiyuan Hu, Junhua Liu, Fangxin Wang, and Xue Liu. 2023. From capture to display: A survey on volumetric video. *arXiv preprint arXiv:2309.05658* (2023).
 - [19] Angjoo Kanazawa, Michael J Black, David W Jacobs, and Jitendra Malik. 2018. End-to-end recovery of human shape and pose. In *CVPR*.
 - [20] Angjoo Kanazawa, Jason Y Zhang, Panna Felsen, and Jitendra Malik. 2019. Learning 3D human dynamics from video. In *CVPR*.
 - [21] Marilyn Keller, Keenon Werling, Soyong Shin, Scott Delp, Sergi Pujades, C. Karen Liu, and Michael J. Black. 2023. From Skin to Skeleton: Towards Biomechanically Accurate 3D Digital Humans. *ACM Transaction on Graphics (ToG)* 42, 6 (Dec. 2023), 253:1–253:15. doi:10.1145/3618381
 - [22] Bernhard Kerbl, Georgios Kopanas, Thomas Leimkühler, and George Drettakis. 2023. 3D Gaussian splatting for real-time radiance field rendering. *ACM Trans. Graph.* 42, 4 (2023), 139–1.
 - [23] Rawal Khirodkar, Aayush Bansal, Lingni Ma, Richard Newcombe, Minh Vo, and Kris Kitani. 2023. Ego-humans: An ego-centric 3d multi-human benchmark. In *Proceedings of the IEEE/CVF International Conference on Computer Vision*. 19807–19819.
 - [24] Rawal Khirodkar, Jyun-Ting Song, Jinkun Cao, Zhengyi Luo, and Kris Kitani. 2024. Harmony4d: A video dataset for in-the-wild close human interactions. *Advances in Neural Information Processing Systems* 37 (2024), 107270–107285.
 - [25] Alexander Kirillov, Eric Mintun, Nikhila Ravi, Hanzi Mao, Chloe Rolland, Laura Gustafson, Tete Xiao, Spencer Whitehead, Alexander C Berg, Wan-Yen Lo, et al. 2023. Segment anything. In *Proceedings of the IEEE/CVF international conference on computer vision*. 4015–4026.
 - [26] Muhammed Kocabas, Chun-Hao P Huang, Otmar Hilliges, and Michael J Black. 2021. PARE: Part attention regressor for 3D human body estimation. In *ICCV*.
 - [27] Nikos Kolotouros, Georgios Pavlakos, Michael J Black, and Kostas Daniilidis. 2019. Learning to Reconstruct 3D Human Pose and Shape via Model-fitting in the Loop. In *ICCV*.
 - [28] Nikos Kolotouros, Georgios Pavlakos, Dinesh Jayaraman, and Kostas Daniilidis. 2021. Probabilistic Modeling for Human Mesh Recovery. In *ICCV*.
 - [29] Jiahui Lei, Yufu Wang, Georgios Pavlakos, Lingjie Liu, and Kostas Daniilidis. 2024. Gart: Gaussian articulated template models. In *Proceedings of the IEEE/CVF conference on computer vision and pattern recognition*. 19876–19887.
 - [30] Jinhan Li, Yifeng Zhu, Yuqi Xie, Zhenyu Jiang, Mingyo Seo, Georgios Pavlakos, and Yuke Zhu. 2024. OKAMI: Teaching humanoid robots manipulation skills through single video imitation. In *CoRL*.
 - [31] Zhihao Li, Jianzhuang Liu, Zhensong Zhang, Songcen Xu, and Youliang Yan. 2022. CLIFF: Carrying location information in full frames into human pose and shape estimation. In *ECCV*.
 - [32] Tingting Liao, Xiaomei Zhang, Yuliang Xiu, Hongwei Yi, Xudong Liu, Guo-Jun Qi, Yong Zhang, Xuan Wang, Xiangyu Zhu, and Zhen Lei. 2023. High-Fidelity Clothed Avatar Reconstruction from a Single Image. In *Proceedings of the IEEE/CVF Conference on Computer Vision and Pattern Recognition (CVPR)*.

- [33] Jing Lin, Ailing Zeng, Haoqian Wang, Lei Zhang, and Yu Li. 2023. One-stage 3d whole-body mesh recovery with component aware transformer. In *Proceedings of the IEEE/CVF Conference on Computer Vision and Pattern Recognition*. 21159–21168.
- [34] Tsung-Yi Lin, Michael Maire, Serge Belongie, James Hays, Pietro Perona, Deva Ramanan, Piotr Dollár, and C Lawrence Zitnick. 2014. Microsoft COCO: Common objects in context. In *ECCV*.
- [35] Yang Liu, Xiang Huang, Minghan Qin, Qinwei Lin, and Haoqian Wang. 2024. Animatable 3d gaussian: Fast and high-quality reconstruction of multiple human avatars. In *Proceedings of the 32nd ACM International Conference on Multimedia*. 1120–1129.
- [36] Yunfei Liu, Lei Zhu, Lijian Lin, Ye Zhu, Ailing Zhang, and Yu Li. 2025. Teaser: Token enhanced spatial modeling for expressions reconstruction. *arXiv preprint arXiv:2502.10982* (2025).
- [37] Matthew Loper, Naureen Mahmood, Javier Romero, Gerard Pons-Moll, and Michael J. Black. 2015. SMPL: A Skinned Multi-Person Linear Model. *ACM Trans. Graphics (Proc. SIGGRAPH Asia)* 34, 6 (Oct. 2015), 248:1–248:16.
- [38] Dushyant Mehta, Helge Rhodin, Dan Casas, Pascal Fua, Oleksandr Sotnychenko, Weipeng Xu, and Christian Theobalt. 2017. Monocular 3D human pose estimation in the wild using improved CNN supervision. In *3DV*.
- [39] Dushyant Mehta, Helge Rhodin, Dan Casas, Pascal Fua, Oleksandr Sotnychenko, Weipeng Xu, and Christian Theobalt. 2017. Monocular 3D Human Pose Estimation In The Wild Using Improved CNN Supervision. In *3D Vision (3DV), 2017 Fifth International Conference on*. IEEE. doi:1
- [40] Gyeongsik Moon, Hongsuk Choi, and Kyoung Mu Lee. 2022. Accurate 3D Hand Pose Estimation for Whole-Body 3D Human Mesh Estimation. In *Computer Vision and Pattern Recognition Workshop (CVPRW)*.
- [41] Gyeongsik Moon, Takaaki Shiratori, and Shunsuke Saito. 2024. Expressive Whole-Body 3D Gaussian Avatar. In *ECCV*.
- [42] Gyeongsik Moon, Takaaki Shiratori, and Shunsuke Saito. 2024. Expressive whole-body 3d gaussian avatar. In *European Conference on Computer Vision*. Springer, 19–35.
- [43] Panwang Pan, Zhuo Su, Chenguo Lin, Zhen Fan, Yongjie Zhang, Zeming Li, Tingting Shen, Yadong Mu, and Yebin Liu. 2024. Humansplat: Generalizable single-image human gaussian splatting with structure priors. *Advances in Neural Information Processing Systems* 37 (2024), 74383–74410.
- [44] Priyanka Patel and Michael J Black. 2025. Camerahmr: Aligning people with perspective. In *2025 International Conference on 3D Vision (3DV)*. IEEE, 1562–1571.
- [45] Georgios Pavlakos, Vasileios Choutas, Nima Ghorbani, Timo Bolkart, Ahmed AA Osman, Dimitrios Tzionas, and Michael J Black. 2019. Expressive body capture: 3D hands, face, and body from a single image. In *CVPR*.
- [46] Georgios Pavlakos, Vasileios Choutas, Nima Ghorbani, Timo Bolkart, Ahmed A. A. Osman, Dimitrios Tzionas, and Michael J. Black. 2019. Expressive Body Capture: 3D Hands, Face, and Body from a Single Image. In *Proceedings IEEE Conf. on Computer Vision and Pattern Recognition (CVPR)*.
- [47] Georgios Pavlakos, Dandan Shan, Ilija Radosavovic, Angjoo Kanazawa, David Fouhey, and Jitendra Malik. 2024. Reconstructing hands in 3D with transformers. In *CVPR*.
- [48] Lingteng Qiu, Xiaodong Gu, Peihao Li, Qi Zuo, Weichao Shen, Junfei Zhang, Kejie Qiu, Weihao Yuan, Guanying Chen, Zilong Dong, et al. 2025. Lhm: Large animatable human reconstruction model from a single image in seconds. *arXiv preprint arXiv:2503.10625* (2025).
- [49] Philipp A Rauschnabel, Reto Felix, Chris Hinsch, Hamza Shahab, and Florian Alt. 2022. What is XR? Towards a framework for augmented and virtual reality. *Computers in human behavior* 133 (2022), 107289.

- [50] George Retsinas. 2024. 3D Facial Expressions through Analysis-by-Neural-Synthesis. In *Conference on Computer Vision and Pattern Recognition (CVPR)*.
- [51] Alexander Richard, Michael Zollhöfer, Yandong Wen, Fernando De la Torre, and Yaser Sheikh. 2021. Meshtalk: 3d face animation from speech using cross-modality disentanglement. In *Proceedings of the IEEE/CVF international conference on computer vision*. 1173–1182.
- [52] Javier Romero, Dimitrios Tzionas, and Michael J. Black. 2017. Embodied Hands: Modeling and Capturing Hands and Bodies Together. *ACM Transactions on Graphics, (Proc. SIGGRAPH Asia)* 36, 6 (Nov. 2017).
- [53] Shunsuke Saito, Zeng Huang, Ryota Natsume, Shigeo Morishima, Angjoo Kanazawa, and Hao Li. 2019. PIFu: Pixel-Aligned Implicit Function for High-Resolution Clothed Human Digitization. In *The IEEE International Conference on Computer Vision (ICCV)*.
- [54] Wenhao Shen, Wanqi Yin, Xiaofeng Yang, Cheng Chen, Chaoyue Song, Zhongang Cai, Lei Yang, Hao Wang, and Guosheng Lin. 2025. ADHMR: Aligning Diffusion-based Human Mesh Recovery via Direct Preference Optimization. *arXiv preprint arXiv:2505.10250* (2025).
- [55] Jisu Shin, Junmyeong Lee, Seongmin Lee, Min-Gyu Park, Ju-Mi Kang, Ju Hong Yoon, and Hae-Gon Jeon. 2025. CanonicalFusion: Generating Drivable 3D Human Avatars from Multiple Images. In *European Conference on Computer Vision*. Springer, 38–56.
- [56] Maximilian Speicher, Brian D Hall, and Michael Nebeling. 2019. What is mixed reality?. In *Proceedings of the 2019 CHI conference on human factors in computing systems*. 1–15.
- [57] Anastasis Sathopoulos, Ligong Han, and Dimitris Metaxas. 2024. Score-guided diffusion for 3d human recovery. In *Proceedings of the IEEE/CVF conference on computer vision and pattern recognition*. 906–915.
- [58] Qingping Sun, Yanjun Wang, Ailing Zeng, Wanqi Yin, Chen Wei, Wenjia Wang, Haiyi Mei, Chi-Sing Leung, Ziwei Liu, Lei Yang, et al. 2024. Aios: All-in-one-stage expressive human pose and shape estimation. In *Proceedings of the IEEE/CVF conference on computer vision and pattern recognition*. 1834–1843.
- [59] Denis Tome, Patrick Peluse, Lourdes Agapito, and Hernan Badino. 2019. xR-EgoPose: Egocentric 3D human pose from an HMD camera. In *ICCV*.
- [60] Timo von Marcard, Roberto Henschel, Michael Black, Bodo Rosenhahn, and Gerard Pons-Moll. 2018. Recovering Accurate 3D Human Pose in The Wild Using IMUs and a Moving Camera. In *European Conference on Computer Vision (ECCV)*.
- [61] Yufu Wang, Yu Sun, Priyanka Patel, Kostas Daniilidis, Michael J Black, and Muhammed Kocabas. 2025. PromptHMR: Promptable Human Mesh Recovery. In *Proceedings of the Computer Vision and Pattern Recognition Conference*. 1148–1159.
- [62] Chung-Yi Weng, Brian Curless, Pratul P Srinivasan, Jonathan T Barron, and Ira Kemelmacher-Shlizerman. 2022. HumanNeRF: Free-viewpoint rendering of moving people from monocular video. In *CVPR*.
- [63] Zhenzhen Weng, Jingyuan Liu, Hao Tan, Zhan Xu, Yang Zhou, Serena Yeung-Levy, and Jimei Yang. 2024. Template-free single-view 3d human digitalization with diffusion-guided lrm. *arXiv preprint arXiv:2401.12175* (2024).
- [64] Jiahao Wu, Rui Peng, Jianbo Jiao, Jiayu Yang, Luyang Tang, Kaiqiang Xiong, Jie Liang, Jinbo Yan, Runling Liu, and Ronggang Wang. 2025. LocalDyGS: Multi-view Global Dynamic Scene Modeling via Adaptive Local Implicit Feature Decoupling. *arXiv preprint arXiv:2507.02363* (2025).
- [65] Jiahao Wu, Rui Peng, Zhiyan Wang, Lu Xiao, Luyang Tang, Jinbo Yan, Kaiqiang Xiong, and Ronggang Wang. [n.d.]. Swift4D: Adaptive divide-and-conquer Gaussian Splatting for compact and efficient reconstruction of dynamic scene. In *The Thirteenth International Conference on Learning Representations*.
- [66] Jiahong Wu, He Zheng, Bo Zhao, Yixin Li, Baoming Yan, Rui Liang, Wenjia Wang, Shipai Zhou, Guosen Lin, Yanwei Fu, Yizhou Wang, and Yonggang Wang. 2017. AI Challenger: A large-scale dataset for going deeper in image understanding. *arXiv preprint arXiv:1711.06475* (2017).

- [67] Yan Xia, Xiaowei Zhou, Etienne Vouga, Qixing Huang, and Georgios Pavlakos. 2025. Reconstructing Humans with a Biomechanically Accurate Skeleton. In *CVPR*.
- [68] Donglai Xiang, Hanbyul Joo, and Yaser Sheikh. 2019. Monocular total capture: Posing face, body, and hands in the wild. In *Proceedings of the IEEE/CVF conference on computer vision and pattern recognition*. 10965–10974.
- [69] Yuliang Xiu, Jinlong Yang, Xu Cao, Dimitrios Tzionas, and Michael J. Black. 2023. ECON: Explicit Clothed humans Optimized via Normal integration. In *Proceedings of the IEEE/CVF Conference on Computer Vision and Pattern Recognition (CVPR)*.
- [70] Yuliang Xiu, Jinlong Yang, Dimitrios Tzionas, and Michael J. Black. 2022. ICON: Implicit Clothed humans Obtained from Normals. In *Proceedings of the IEEE/CVF Conference on Computer Vision and Pattern Recognition (CVPR)*. 13296–13306.
- [71] Hongyi Xu, Eduard Gabriel Bazavan, Andrei Zanfir, William T Freeman, Rahul Sukthankar, and Cristian Sminchisescu. 2020. GHUM & GHUML: Generative 3D human shape and articulated pose models. In *CVPR*.
- [72] Wangze Xu, Yifan Zhan, Zhihang Zhong, and Xiao Sun. 2025. Sequential Gaussian Avatars with Hierarchical Motion Context. In *International Conference on Computer Vision (ICCV)*.
- [73] Yufei Xu, Jing Zhang, Qiming Zhang, and Dacheng Tao. 2022. ViTPose: Simple Vision Transformer Baselines for Human Pose Estimation. In *NeurIPS*.
- [74] Xitong Yang, Devansh Kukreja, Don Pinkus, Anushka Sagar, Taosha Fan, Jinhyung Park, Soyong Shin, Jinkun Cao, Jiawei Liu, Nicolas Ugrinovic, Matt Feiszli, Jitendra Malik, Piotr Dollar, and Kris Kitani. 2025. SAM 3D Body: Robust Full-Body Human Mesh Recovery. *arXiv preprint; identifier to be added* (2025).
- [75] Zhendong Yang, Ailing Zeng, Chun Yuan, and Yu Li. 2023. Effective whole-body pose estimation with two-stages distillation. In *Proceedings of the IEEE/CVF International Conference on Computer Vision*. 4210–4220.
- [76] Wanqi Yin, Zhongang Cai, Ruisi Wang, Ailing Zeng, Chen Wei, Qingping Sun, Haiyi Mei, Yanjun Wang, Hui En Pang, Mingyuan Zhang, et al. 2025. Simplest-x: Ultimate scaling for expressive human pose and shape estimation. *arXiv preprint arXiv:2501.09782* (2025).
- [77] Ye Yuan, Umar Iqbal, Pavlo Molchanov, Kris Kitani, and Jan Kautz. 2022. Glamr: Global occlusion-aware human mesh recovery with dynamic cameras. In *Proceedings of the IEEE/CVF conference on computer vision and pattern recognition*. 11038–11049.
- [78] Ye Yuan, Xueting Li, Yangyi Huang, Shalini De Mello, Koki Nagano, Jan Kautz, and Umar Iqbal. 2024. Gavatar: Animatable 3d gaussian avatars with implicit mesh learning. In *Proceedings of the IEEE/CVF conference on computer vision and pattern recognition*. 896–905.
- [79] Dongbin Zhang, Yunfei Liu, Lijian Lin, Ye Zhu, Yang Li, Minghan Qin, Yu Li, and Haoqian Wang. 2025. GUAVA: Generalizable Upper Body 3D Gaussian Avatar. *arXiv preprint arXiv:2505.03351* (2025).
- [80] Hongwen Zhang, Yating Tian, Yuxiang Zhang, Mengcheng Li, Liang An, Zhenan Sun, and Yebin Liu. 2023. Pymaf-x: Towards well-aligned full-body model regression from monocular images. *IEEE Transactions on Pattern Analysis and Machine Intelligence* 45, 10 (2023), 12287–12303.
- [81] Hongwen Zhang, Yating Tian, Yuxiang Zhang, Mengcheng Li, Liang An, Zhenan Sun, and Yebin Liu. 2023. PyMAF-X: Towards well-aligned full-body model regression from monocular images. *PAMI* (2023).
- [82] Xiaochen Zhao, Lizhen Wang, Jingxiang Sun, Hongwen Zhang, Jinli Suo, and Yebin Liu. 2023. Havatar: High-fidelity head avatar via facial model conditioned neural radiance field. *ACM Transactions on Graphics* 43, 1 (2023), 1–16.
- [83] Chunting Zhou, Pengfei Liu, Puxin Xu, Srinivasan Iyer, Jiao Sun, Yuning Mao, Xuezhe Ma, Avia Efrat, Ping Yu, Lili Yu, et al. 2023. Lima: Less is more for alignment. *Advances in Neural Information Processing Systems* 36 (2023), 55006–55021.

- [84] Shenhao Zhu, Junming Leo Chen, Zuozhuo Dai, Qingkun Su, Yinghui Xu, Xun Cao, Yao Yao, Hao Zhu, and Siyu Zhu. 2024. Champ: Controllable and consistent human image animation with 3D parametric guidance. In *ECCV*.

A. Our Motivation

As shown in Fig. 3, existing expressive human mesh recovery methods mainly follow two paradigms to model high-dimensional human parameters. Although effective, these approaches rely on complex multi-branch architectures and incur heavy computational costs, which hinder real-time deployment. To address this, we remove the multi-branch design and adopt a single lightweight ViT-B backbone that directly predicts high-dimensional SMPLX and FLAME parameters from low-resolution inputs in real time.

During this process, we identify two key challenges of this strategy. **First**, existing data preprocessing pipelines jointly handle face, hand, and body parameters, leading to limited annotation accuracy and reduced data diversity (e.g., a lack of close-up facial images). We therefore redesign the data processing pipeline to provide higher-quality supervision (Sec. 3.4). **Second**, we observe that a simple ViT struggles to capture fine-grained details from low-resolution inputs, motivating us to introduce pixel-level supervision for further refinement. As a result, we achieve an efficient and accurate model that enables real-time estimation of both SMPLX and FLAME parameters, supporting downstream applications. We are the first to explore a simple ViT-based architecture for extracting full-dimensional human body parameters and to validate the feasibility of this approach, achieving fast inference at 100 FPS and aiming to provide a fast and accurate interface for downstream applications.

B. Training Data Generation: Part-level pseudo-label refinement strategy

For supervision data annotation, we design a novel part-level pseudo-label refinement pipeline, as shown in Fig. 17. Given a single human image, we first extract coarse parameters for facial expressions, body pose, and hand pose using three different models: TEASER, ProHMR, and Hamer [47]. The extracted parameters are then refined under the supervision of 2D keypoints predicted by the DWPOSE [75] model. As a result, we obtain four sets of parameters: FLAME, scale, SMPL, and SMPL-X (hand). For SMPL parameters, we additionally perform a mapping from SMPL to SMPL-X to obtain SMPL-X (body) parameters. This process ultimately provides accurate SMPL-X and FLAME parameters, along with the corresponding scale values.

For learning-based methods, a well-designed annotation pipeline is critical. **Our modular annotation procedure is thus an indispensable component for enabling the effective training and performance of our model.**

B.1 More Results

Table 7 - We primarily compare our method with sota SMPLX-based approaches. Quantitative results on PCK and MPJPE demonstrate that our method achieves more accurate human pose estimation. ¹ Multi-HMR always detects additional persons in the PoseTrack dataset; therefore, we do not report its results. ² test on L40S

Methods	Model	Predict parts	FPS ²	COCO		LSP-extend		PoseTrack		3DPW	
				@0.05↑	@0.1↑	@0.05↑	@0.1↑	@0.05↑	@0.1↑	MPJPE↓	PA-MPJPE↓
CLIFF [31]	SMPL	Body	-	0.64	0.88	0.32	0.66	0.75	0.92	-	-
PARE [26]	SMPL	Body	-	0.72	0.91	0.27	0.66	0.79	0.93	82.0	50.9
HMR2 [11]	SMPL	Body	-	0.87	0.97	0.53	0.82	0.90	0.98	81.3	54.3
HSMR [67]	SKEL	Body	-	0.87	0.96	0.51	0.81	0.90	0.98	81.5	54.8
SAM3D-body [74]	MHR	Body, hand	1-2	0.87	-	0.69	-	-	-	54.8	-
OSX [33]	SMPLX	Body,face,hand	25	0.70	0.87	0.42	0.73	0.82	0.90	74.7	45.1
Multi-HMR ¹ [2]	SMPLX	Body,face,hand	10	0.65	0.82	0.43	0.70	-	-	78.0	45.9
SMPLest-X [76]	SMPLX	Body,face,hand	25	0.71	0.91	0.40	0.74	0.82	0.91	74.8	45.8
Ours	EHM	Body,face,hand	100	0.81	0.94	0.55	0.81	0.87	0.97	71.3	45.3

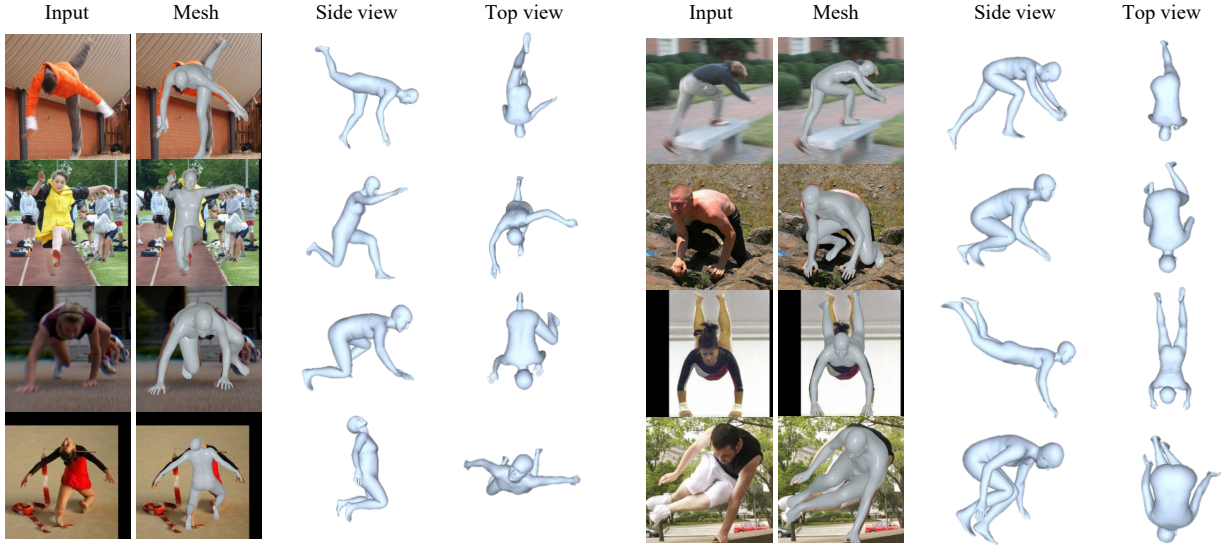


Figure 16 - We further visualize the performance of our model on the LSP-Extend dataset, which poses significant challenges for human pose estimation methods.

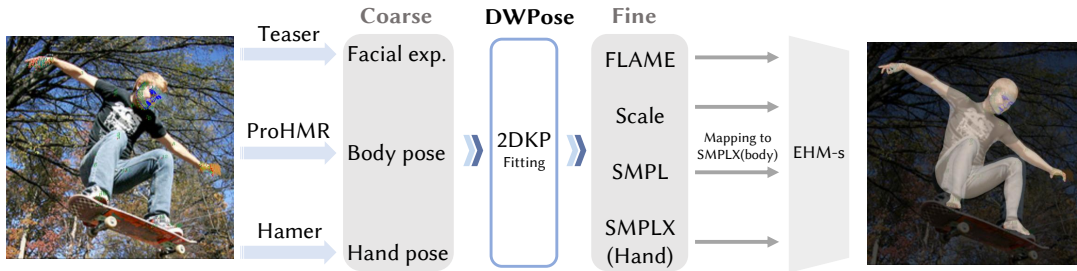


Figure 17 - Our Pseudo-Label Generation Pipeline with Part-Level Refinement.