

Visual Personalization Turing Test

Rameen Abdal
Snap Research

James Burgess
Stanford University

Sergey Tulyakov
Snap Research

Kuan-Chieh Jackson Wang
Snap Research

<https://snap-research.github.io/vptt>

Abstract

We introduce the *Visual Personalization Turing Test (VPTT)*, a new paradigm for evaluating contextual visual personalization based on perceptual indistinguishability, rather than identity replication. A model passes the VPTT if its output (image, video, 3D asset, etc.) is indistinguishable to a human or calibrated VLM judge from content a given person might plausibly create or share. To operationalize VPTT, we present the *VPTT Framework*, integrating a 10k-persona benchmark (VPTT-Bench), a visual retrieval-augmented generator (VPRAG), and the *VPTT Score*, a text-only metric calibrated against human and VLM judgments. We show high correlation across human, VLM, and VPTT evaluations, validating the VPTT Score as a reliable perceptual proxy. Experiments demonstrate that VPRAG achieves the best alignment–originality balance, offering a scalable and privacy-safe foundation for personalized generative AI.

1. Introduction

Personalization in visual generation has so far focused on *identity replication* [2–4, 7, 16, 17, 33, 39, 51, 52, 60], optimizing models to reproduce a subject across scenes. While effective at preserving appearance, these pipelines are computationally expensive [4, 16, 51] and miss the broader vision of personalization: *how individuals perceive, stylize, and share their world*. To instantiate this idea, personalization should capture the aesthetic preferences [44, 54, 61], cultural context, and visual familiarity that constitute a person’s unique visual language. Yet, no benchmark exists to measure whether a model’s output truly *feels like it could have been created by a particular person or a creator*. This gap is increasingly important beyond research. Industry is actively trying to bridge the gap between GenAI and user-created content to make generative AI *monetizable, trustworthy, and personally resonant* [12, 41]. This challenge becomes even more pressing as powerful foundation models in image domain, such as Qwen [65], NanoBanana [24] and GPT-Image-1 [42], already achieve near-photorealistic

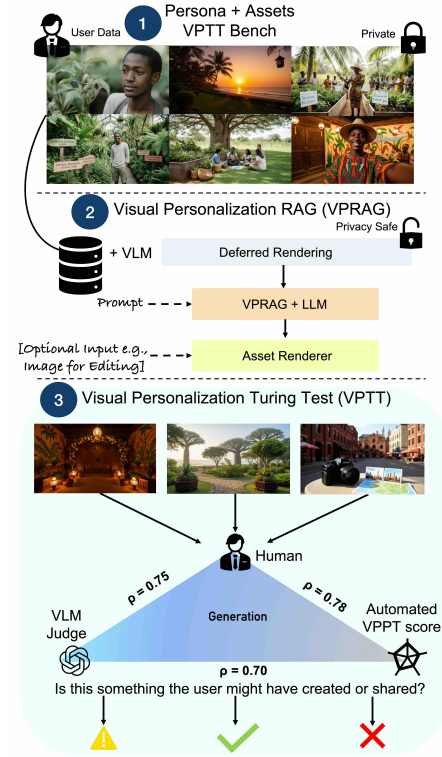


Figure 1. Visual Personalization Turing Test. We present the Visual Personalization Turing Test (VPTT), a new paradigm for contextual personalization at scale. A model passes the VPTT if its output is indistinguishable to a human or a calibrated VLM judge from what a given person might plausibly create or share. As one way to address this challenge, we introduce *VPTT Framework* consisting of privacy-safe benchmark *VPTT-Bench* for evaluating personalized generation and editing, and Visual Personalization RAG (VPRAG) that retrieves persona-aligned visual cues and converts them into personalized image generations or edits. To close the loop, we propose an automated $VPTT_{score}$ that achieves strong Spearman rank correlation (ρ) with humans and VLM Judges, establishing it as a cheap, reliable proxy for human perception of personalization.

quality. As models master realism, the frontier of innovation shifts to what is personally relevant to the user [43].




Figure 2. **Contextual Image Generation and Editing using VPTT-Bench.** Each row shows a distinct user profile: assets and style cues (left), personalized generations (social post, cultural site), and edits (garden, living room) guided by the same persona identity. All images are generated synthetically via our Visual Personalization RAG (VPRAG) by text, which retrieves persona-aligned cues. To show cross model personalization here the assets are generated by QWEN-image-model [65] and generations and edits by Nano-Banana [24] conditioned only on the first image. More results in are in Supplementary materials.

To address this gap, we introduce the Visual Personalization Turing Test (VPTT) (Figure. 1): a new paradigm for evaluating generative models. A model passes the VPTT if its output (image, video, 3D asset etc.) is *indistinguishable to a human or a calibrated VLM judge from that a given person might plausibly create or share*. This reframes the goal from rote memorization of appearance to the far more challenging task of simulating a personal perspective.

Solving the VPTT presents three fundamental challenges. First, it requires a benchmark with thousands of diverse, culturally, and stylistically rich user profiles, yet real-world user data is inaccessible due to privacy concerns, fundamentally limiting academic research. Second, it demands a new technical approach beyond the fine-tuning one that can interpret a user’s complex, multi-faceted style from their history and apply it to new generations in a scalable, efficient manner. Third, it requires a robust evaluation protocol to test VPTT at large scale.

We introduce the *VPTT framework*, designed to address these challenges at scale. To overcome the data barrier, we construct *VPTT-Bench*, the first large-scale benchmark of about 10,000 synthetic personas, whose visual worlds (30 assets - images for the scope of this paper) are represented entirely in text as “deferred renderings,” (structured, attribute-rich intermediates like lighting, materials, environment, actions, foreground, background, appearance etc. that defer visual realization, analogous to G-buffers [13] in graphics) enabling privacy-safe research at scale. Additionally, we render about 1000 synthetic personas to create a rich visual library. As a possible solution to personalization at scale, we propose a novel visual personalization retrieval-augmented generation (VPRAG) system. Instead of costly retraining, our method conditions generation on a persona’s existing assets through hierarchical semantic retrieval with an optional learnable feedback and composes a personalized prompt enriched with their unique stylistic elements.

Our evaluation framework for image generation and editing is two fold. We first introduce $VPTT_{score}$ as a automatic proxy for VPTT. We conduct a visual-level evaluation through VPTT, validated by human study and extended with calibrated VLM judges. This helps us establish strong correlations among all three evaluators text-level ($VPTT_{score}$), VLM, and human, confirming that the $VPTT_{score}$ is a reliable, perceptually grounded proxy for visual judgment. After establishing this, we perform a large-scale deferred rendering analysis (about 120,000 evaluations) using the $VPTT_{score}$. Our results show that VPRAG’s structured design achieves the best trade-off between output alignment and novelty, addressing a key limitation of black-box baselines. Our contributions are:

- A new task formulation, the Visual Personalization Turing Test (VPTT), redefines success in visual personalization as achieving human indistinguishable authenticity.
- VPTT Framework, the first scalable, privacy-safe benchmark for contextual personalization, featuring 10,000 rich personas with 1,000 visually rendered agents.
- A novel Visual Personalization Retrieval-Augmented Generation (VPRAG) system, a structured, zero-shot engine for personalization offering a possible scalable solution.
- A rigorous new evaluation framework featuring the VPTT score validated against human and VLM judges, proving it is a reliable proxy for perceptual alignment.
- A comprehensive analysis on our benchmark using a mix of closed- and open-source models with varying computational budgets, demonstrating that VPRAG offers a better trade-off between performance and efficiency.

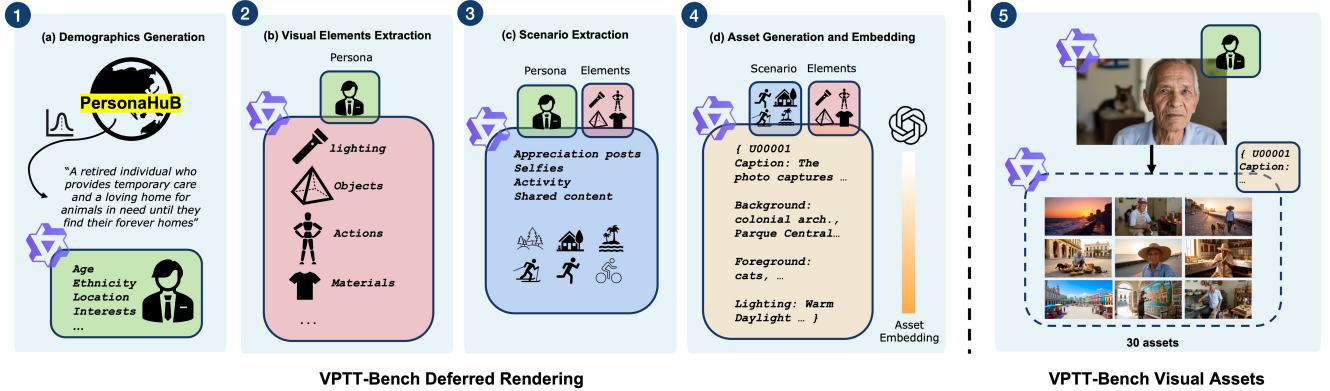


Figure 3. **VPTT-Bench Data Generation Pipeline.** Overview of the deferred rendering pipeline used to construct VPTT-Bench. (1) Personas are sampled from PersonaHub [22] with demographics. (2–3) Visual and scenario elements (lighting, actions, materials etc.) are extracted. (4) These cues are composed into structured captions and embedded via an LLM. (5) Generating 30 corresponding visual assets per persona, forming privacy-safe, semantically grounded data for evaluating contextual personalization.




Figure 4. **Example Personas from VPTT-Bench.** Each row shows a synthetic persona sampled from PersonaHub [22] (only short descriptions) with its corresponding visual assets generated via VPTT-Bench generation pipeline. Personas span diverse regions, professions, and age groups, illustrating the demographic and contextual diversity of VPTT-Bench.

2. Related Work

2.1. Personalization in Visual Generative Models.

Personalization in generative models has traditionally focused on identity replication [2–4, 7, 15, 16, 18, 33, 51]. Seminal methods like DreamBooth [51] and LoRA adaptations [53] excel at fine-tuning models to reproduce a specific subject across different scenes. However, these approaches are not scalable and primarily address appearance fidelity rather than the user’s broader visual signature [2, 15–18, 33, 39, 50–52, 56, 59, 60, 63]. More re-

cent works aim for tuning-free personalization. IP-Adapter and related works in the image and video domains [3, 7, 18, 50, 56, 63, 66] use reference images to condition generation, achieving strong results in transferring style or appearance [14, 20, 27, 28] but often requiring careful selection of reference images and suffer from the absence of a larger visual context [20]. Methods like InstantBooth [57] represent another direction in test-time personalization without fine-tuning but again focuses on personalizing the appearance of the subject. Among the methods that consider the context, DrUM [31] proposes learning a vector based on prompt history and injecting it via a trained adapter network, offering a modular approach but still involving per user adapter training. A very recent work ImageGem [25], collects in-the-wild interactions for generative model personalization, highlighting the community’s growing interest in this area, though primarily focused on LoRAs collected over users generated content. Our work, orthogonal to these works, focuses on deriving and applying preferences, cultural context, visual familiarity and personal elements implicitly derived from a user’s asset history, without requiring explicit reference images or per-user training of adapters.

2.2. Visual Preference Personalization

Aligning generative models with user preferences is a critical challenge. Many recent efforts draw inspiration from Reinforcement Learning from Human Feedback (RLHF) [46] used in LLMs [10, 65]. An early work, ImageReward [64] trained a reward model on human comparisons to score prompt-image alignment, enabling fine-tuning via Reward Feedback Learning (ReFL). Diffusion-DPO [58] applied Direct Preference Optimization to fine-tune Stable Diffusion XL [47] on large-scale human judgments [62] from datasets like Pick-a-Pic [32], improving general appeal and alignment. While powerful, these methods typically optimize for aggregate preferences rather than individual context. On the other hand, approaches targeting

individual preferences are emerging [40]. ViPer [54] learns preferences by having an MLLM [44] analyze user comments on images, extracting structured attributes to guide generation. PPD [11] trains a single model conditioned on user embeddings derived from few-shot pairwise preferences. POET [26] focuses on identifying image homogeneity using “prompt inversion” and personalizing diversification based on interactive user feedback. Concurrent work, such as Instant Preference Alignment [37], also uses MLLMs to extract preferences from a reference image for tuning-free guidance. Our work differs by focusing on extracting and applying alignment implicitly from a user’s historical creative output (simulated via *VPTT-Bench* derived from real-world grounded PersonaHub [22]) rather than relying on explicit feedback, pairwise comparisons, or single reference images. We introduce the VPTT as a holistic measure of visual context alignment beyond simple preference scores.

2.3. RAG in Computer Vision

Retrieval-Augmented Generation (RAG) [21], initially prominent in NLP, is increasingly being explored in computer vision [55, 68]. Very recent works like RealRAG [38] and FineRAG [67] focused on retrieving external visual knowledge (e.g., real images of objects) to improve content completion of generated images and using RAG for VQA. Comprehensive repositories like Awesome-RAG-Vision [68] are mapping the growing landscape, covering applications in visual understanding, generation, and embodied AI. Within generation, RAPO [19] uses RAG specifically for text-to-video prompt optimization, retrieving terms from a graph built on training data to align user prompts with the model’s expected input format. Tailored Visions [8] pioneered using RAG on a user’s own prompt history for personalized text-to-image prompt rewriting, using an LLM to synthesize past styles into new prompts. OmniStyle [61], while focused on style transfer, utilizes a large curated dataset and filtering for high-quality supervised training. Our VRAG system builds upon the personalized RAG concept but distinguishes itself through: (1) operating on our structured, synthetic *VPTT-Bench* benchmark, enabling privacy-safe research; and (2) employing a principled, more transparent retrieval and composition architecture for fine-grained control, rather than relying solely on a black-box LLM operating on raw prompt history.

3. Visual Personalization Turing Test

Our goal is to model and evaluate *contextual visual personalization* the ability of a generative model to produce content that a human (or VLM) would perceive as consistent with a given persona’s visual context. We formalize this as the Visual Personalization Turing Test (VPTT) and introduce VPTT Framework, a unified framework that

enables systematic study of this problem at scale. VPTT Framework consists of four interacting components: (1) a large-scale simulated persona benchmark (Sec. 3.1); (2) a retrieval-augmented generation engine (Sec. 3.2); (3) an optional learnable feedback loop (Sec. 3.3); and (4) a differentiable proxy metric, VPTT score (Sec. 3.4). Together they form a closed cycle of simulation → generation → judgment → optimization.

Problem Definition. Given a persona $\mathcal{P} = \{d, E, C\}$ demographics d , a structured element library E , and a caption memory C and a query p , the model must generate a personalized prompt p' whose resulting image $\mathcal{G}(p')$ maximizes perceived alignment with \mathcal{P} :

$$\mathcal{J}(p'; \mathcal{P}) = \lambda_1 \text{Align}(p', \mathcal{P}) + \lambda_2 \text{Fidelity}(p', C) + \lambda_3 \text{Novelty}(p', C), \quad \sum_i \lambda_i = 1. \quad (1)$$

This surrogate defines the latent VPTT objective: an ideal system achieves high alignment, high fidelity, and high novelty simultaneously, an intractable trade-off for current models. We expect this trade-off to improve with better personalized models and for the scope of this work propose a method that approximates this objective efficiently without retraining.

3.1. VPTT-Bench: Scalable Simulation Substrate

Human personalization datasets are private and unscalable. We therefore construct **VPTT-Bench** (Figure. 3 and Figure. 4), a synthetic benchmark of 10,000 agents, each represented by a tuple $\mathcal{P}_i = \{d_i, E_i, C_i\}$. Personas are generated using Qwen2.5-72B-Instruct [65]:

Demographic Generation: starting from public textual seeds (PersonaHUB [22]), we sample culturally diverse backstories d_i . This ensures cross-domain coverage, avoiding dataset bias.

Visual Elements Extraction: we sample and cluster atomic visual terms (e.g., clothing, lighting, pose) into structured vocabularies E_i conditioned on d_i ensuring the visual elements are consistent with the persona.

Scenario and Assets Extraction: conditioned on $\{d_i, E_i\}$, we first generate short scenarios of the assets and finally generate 30 captions C_i describing element rich posts with the scenario story arc. The captions are embedded using `text-embedding-3-small` [44].

We further render a 1,000-persona subset into image galleries (30 images per persona), each anchored by a canonical portrait followed by caption-guided edits. This hybrid text–image corpus provides both semantic control and visual diversity: the text-only component enables dense, scalable supervision without privacy constraints, while the paired visual assets allow controlled studies across different

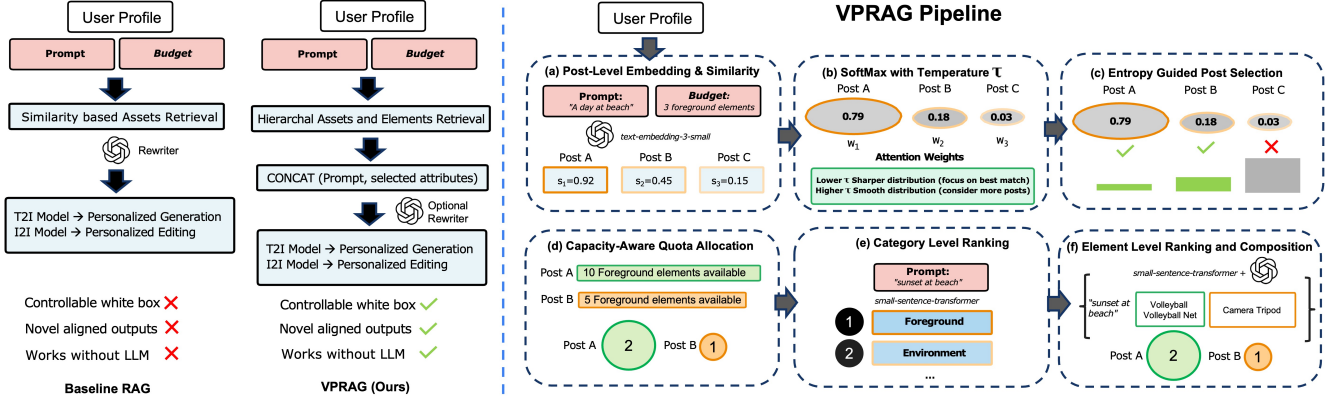


Figure 5. **VPRAG Pipeline Overview.** Comparison between the baseline retrieval-augmented generation (BRAG) and our proposed Visual Personalization RAG (VPRAG). Unlike baseline BRAG, VPRAG introduces controllable and interpretable retrieval through: (a) post-level embedding and similarity scoring, (b) temperature-controlled attention, (c) entropy-guided post selection, (d) capacity-aware quota allocation, (e) category-level ranking, and (f) element-level composition. This multi-stage design yields a white-box, LLM-optional retrieval framework producing visually and semantically aligned personalized generations and edits.

resource budgets, from lightweight text-only personalization to more expensive multimodal (text + image) setups. For real profiles, the reverse of this process is performed to get the structured data.

3.2. Visual Personalization Retrieval-Augmented Generation (VPRAG)

To personalize content without model retraining, we propose **VPRAG** (see Figure. 5), a retrieval-augmented generation framework that conditions prompt rewriting on a persona’s structured memory. Given a query p and profile $\mathcal{P} = \{d, E, C\}$, VPRAG retrieves semantically relevant posts and elements, allocates retrieval quotas, and composes a new prompt p' that aligns with the persona’s context. Unlike other methods [1, 51] that require minutes to hours per user, VPRAG operates entirely at inference time, adding only a few hundred milliseconds of retrieval and composition overhead.

Hierarchical Retrieval. Captions C encode holistic semantic intent (high-level concepts), while elements E capture atomic style (low-level cues). We therefore perform a hierarchical two-level retrieval for robustness.

Post-level retrieval. Each persona’s captions $\{c_i\}$ are embedded using `text-embedding-3-small` [44], and cosine similarities $s_i = \mathbf{q}^\top \mathbf{v}_i$ are computed with the query p . Weights are normalized as $w_i = \frac{\exp(s_i/\tau)}{\sum_j \exp(s_j/\tau)}$, where τ is a softmax temperature controlling retrieval sharpness. This Boltzmann weighting represents the *maximum-entropy solution* for expected semantic alignment under a temperature constraint [30], guaranteeing smooth attention while avoiding brittle hard cutoffs.

Entropy Guided post Selection. We then measure entropy $H = -\sum_i w_i \log w_i$, $n_{\text{eff}} = \exp(H)$, where n_{eff} approximates the *effective number of relevant posts*, a the-

oretically grounded proxy for query specificity. Broader prompts (e.g., “in the park”) yield higher H and therefore encourage more diverse retrieval, whereas narrower ones (e.g., “in Kashmiri traditional dress”) produce lower entropy, focusing the selection. To balance adaptivity and efficiency, we cap the retrieved posts given the budget Q (total number of visual elements to sample from categories $\mathcal{C} = \{\text{fg, bg, lighting, pose, } \dots\}$), set as $K = \min(\lfloor n_{\text{eff}} \rfloor, 2 \times Q)$, ensuring controlled expansion without over-retrieval for broad prompts.

Quota Allocation. Each post contributes elements from categories \mathcal{C} . Given category $c' \in \mathcal{C}$, we allocate quotas to each post i as: $q_i^{(c')} = \left\lfloor \frac{w_i \cdot n_i^{(c')}}{\sum_j w_j \cdot n_j^{(c')}} \cdot Q_{c'} \right\rfloor$ where $n_i^{(c')}$ is the number of available elements in category c' for post i , and $Q_{c'}$ is the total budget for category c' . Remainders are allocated to largest-fraction posts. This rule ensures the proportional-fair allocation objective so that high-weight posts get more samples, but low-weight ones still contribute diversity.

Element-level retrieval. Within the top- K posts we prioritize the categories based on the prompt p using semantic relevance score $k = \cos(\phi(\mathbf{c}_k), \phi(p))$, (ϕ is a lightweight transformer encoder (MiniLM) [29]). Within each category, elements are ranked based on the closeness to the p using the same MiniLM [29], and the top- $q_i^{(k)}$ are selected.

Prompt Composition. The selected elements \mathcal{E}_p are concatenated with persona summary \mathcal{S}_p into $p' = f_{\text{compose}}(p, \mathcal{S}_p, \mathcal{E}_p, L)$ under a token-length budget L . This yields a re-prompt enriched with stylistic and contextual cues consistent with the persona’s memory. Based on the budget, f_{compose} , can be an LLM refining the story arc for the generation or a simple text concatenation.

3.3. Learnable Feedback Simulation

While VPRAG uses persona aligned retrieval, personalization also involves subjective preference learning. We therefore introduce a small learnable feedback module to approximate user-specific value functions. Given persona \mathcal{P} with subjective preferences and generated prompt p' , a vision-language judge (VLM) outputs an alignment score $s_{\text{VLM}} \in [0, 1]$. We train a cross-attention predictor f_θ to estimate $\hat{s}_{\text{VLM}} = f_\theta(\text{Emb}(p'), \text{Emb}(\mathcal{P}))$, and re-rank candidates by $p'^* = \arg \max_m f_\theta(\text{Emb}(p'_m), \text{Emb}(\mathcal{P}))$. We use this component as a smaller scale proof of concept to encourage future extensions of VPTT Framework toward closed-loop personalization.

3.4. VPTT Score: A Differentiable Proxy for Personalization

We now introduce $\text{VPTT}_{\text{score}}$, a quantitative metric that serves as the text-level scalable foundation for the VPTT triangle and a convex surrogate of the personalization objective in Eq. 1. $\text{VPTT}_{\text{score}}$ combines four interpretable metrics that jointly approximate alignment, fidelity, and originality: *Persona Alignment (PA)*, *GS Reconstruction (GS)*, *Cluster Proximity (CP)*, and *Novelty (NV)*.

(1) Persona Alignment (PA). This term measures semantic coherence between the generated prompt p' and the textual description of the persona \mathcal{P} : $\text{PA}(p', \mathcal{P}) = \cos(\text{Emb}(p'), \text{Emb}(\mathcal{P}))$.

(2) GS Reconstruction (GS). To measure content fidelity, we represent each persona’s caption embeddings $\{v_i\}$ as an orthonormal basis B using the Gram-Schmidt process. For a generated prompt embedding v_p , $\text{GS}(p', C) = \cos(v_p, B(B^\top v_p))$ which evaluates how well p' can be reconstructed from the assets’s semantic span. GS measures subspace fidelity i.e. whether a generation stays within the semantic manifold defined by the persona’s gallery rather than mere pairwise similarity.

(3) Cluster Proximity (CP). To assess thematic consistency, all asset captions are clustered in the GS basis thematic centroids $\{c_k\}$. The hard version used for evaluation is $\text{CP}(p', C) = \exp(-\min_k \|v_p' - c_k\|_2)$, while the differentiable relaxation replaces min with a temperature-controlled softmax: $\widetilde{\text{CP}}(p', C) = \sum_k \frac{\exp(-\|v_p' - c_k\|_2/\tau)}{\sum_j \exp(-\|v_p' - c_j\|_2/\tau)}$.

(4) Novelty (NV). Novelty penalizes verbatim reuse of retrieved captions. The discrete version measures maximum trigram overlap: $\text{NV}(p', C) = 1 - \max_i \frac{|\text{Tri}(p') \cap \text{Tri}(c_i)|}{|\text{Tri}(p')|}$. For differentiable analysis, we define a soft-overlap relaxation: $\widetilde{\text{NV}}(p', C) = 1 - \max_i \frac{\sum_t \cos(\phi_t(p'), \phi_t(c_i))}{|\text{Tri}(p')|}$, where $\phi_t(\cdot)$ denotes continuous n-gram embeddings (via small sentence transformer for example MiniLM [29]).

Combined Score. The overall proxy is a convex weighted combination: $\text{VPTT}_{\text{score}} = 0.20 \text{ PA} + 0.30 \text{ GS} + 0.30 \text{ CP} +$

0.20 NV . Empirically, GS and CP correlate most strongly with human visual fidelity, so we assign them higher weight (0.3 each). PA measures semantic alignment (0.2), while NV promotes originality and prevents overfitting (0.2). The weighting satisfies $\sum_i \lambda_i = 1$, forming an unbiased convex estimator of \mathcal{J} . For tasks with limited prompt budgets (e.g., adding exactly three retrieved phrases), the novelty term becomes less meaningful as textual overlap is bounded by design. We therefore use the normalized variant $\text{VPTT}_{\text{score-c}} = \frac{1}{3}(\text{PA} + \text{GS} + \text{CP})$, which equally weighs the three active components. We further justify the weights in Sec 4.2.1 while computing the correlations. The novelty term is also set to zero for the baselines not conditioned on the captions. While our experiments report the hard (evaluation) forms for interpretability, the differentiable variant makes $\text{VPTT}_{\text{score}}$ suitable as a learnable objective in future personalization pipelines.

4. Evaluations

4.1. Baselines

We benchmark VPTT Framework against two baseline categories. First, scalable privacy-safe pipelines including *Baseline* - no access to any asset, *Persona Only* - access to demographics information, and *Baseline RAG BRAG* [8], a strong baseline with access to all the persona captions for personalization (see Figure. 5). These operate via retrieval and rewriting without model retraining, allowing large-scale evaluation across 10,000 personas. Second, we reference high-cost personalization baselines such as DB-LoRA [1], Flux [6], DrUM [31], MLLM [44, 65], and VIPER [54], which rely on user-specific fine-tuning or only preference optimization. These are computationally intensive and non-scalable, so we evaluate them only on smaller subsets and report results in the Supplementary. This separation highlights VPTT’s focus on scalable, privacy-safe personalization while remaining comparable to existing high-fidelity methods.

4.2. Quantitative Evaluation

Evaluating the VPTT is intrinsically challenging because the outcome depends on a cascade of interacting systems:

- 1) **Prompt Generation:** The rewriter LLM must faithfully express a persona’s stylistic intent.
- 2) **Image Generation:** The T2I or I2I model must accurately translate those prompts into coherent visual content.
- 3) **Evaluation:** The VLM judge must perceive the subtle consistency between the generated content and the persona’s authentic visual identity.

VPTT performance improves as these three domains mature. To systematically evaluate them, we design a three-stage protocol addressing three central questions (**Q1–Q3**). All experiments are conducted across a spectrum of models

from open-source **Qwen2.5-7B-Instruct** [65] to efficient **GPT-4o-mini** [45] and high-capacity **Gemini-2.5-Pro** [10] ensuring robustness across compute budgets. To make the evaluation holistic, we consider both image generation and editing tasks.

4.2.1. Q1: Can We Trust Our Metrics?

Before scaling the evaluation, we verify that our automated metrics i.e. VLM judgment and the text-only $VPTT_{score-c}$ faithfully approximate human perception.

Human Study. We collected about 6,000 human ratings using images across *four* methods (see Table. 1), *three* LLM generations and *two* tasks (image generation “A preferred outdoor spot” and editing “Here is a convention center. Add a preferred event”), from 20 annotators. Inter-annotator agreement was substantial (Kendall’s $W = 0.651 \pm 0.141$ for Generation, 0.564 ± 0.209 for Editing), confirming consistent human understanding of personal authenticity.

Metric Calibration and Validity. We validate the proposed metrics by measuring Spearman’s rank correlation (ρ) between automated judgments and human ratings (Figure 1). For efficient evaluation, we use 10 visually and semantically matched posts out of 30 under a budgeted evaluation setup (Sec. 3.4). We calibrate the VLM judges using GPT-4o and Gemini-2.5-Pro, wherever applicable to remove evaluation bias on a small set. In evaluation of the whole set, VLM-based judgments strongly align with human perception (combined $\rho = 0.67$, generation: 0.75). Our text-only $VPTT_{score-c}$ metric achieves comparable agreement (combined $\rho = 0.68$, generation: 0.78) with a Top-2 agreement accuracy of 99%, confirming its reliability as a human-perceptual proxy. $VPTT_{score-c}$ also correlates well with VLM scores (combined $\rho = 0.57$, generation: 0.70), indicating consistent cross-modal alignment. While editing correlations are lower ($\rho \approx 0.5$) due to the finer granularity of localized visual edits and potential perceptual losses after downsampling, generation consistently exceeds 0.7, demonstrating the robustness of our metric design. Finally, we report the averaged raw scores in Table. 1 where our method VPRAG is a clear winner across all the evaluations. Overall, these results establish $VPTT_{score-c}$ as a fast, low-cost, and perceptually grounded surrogate for human evaluation in large-scale personalization studies.

4.2.2. Q2: Does a Better Prompt Create a Better Image?

With calibrated evaluators, we conduct the main VPTT experiment on 200 personas on *two* tasks (across *three* LLM models and *five* methods) under a fixed “three-phrase budget” to ensure fair comparison. This part disentangles what visual generation is able to achieve with models’ ability to generate authentic detailed prompts (we evaluate that next). Evaluation of this extended dataset mirrors the correlation

Table 1. Quantitative comparison for generation and Editing Tasks across 6000 human annotations. We report mean (Avg.) and accuracy (Acc.) scores for three evaluation levels: text-based $VPTT_{score-c}$ (0–1), vision-language VLM (0–5), and human judgments Human (0–5). Higher is better for all.

Method	$VPTT_{score-c}$ (Text)		VLM (Visual)		Human (Perceptual)	
	Avg.	Acc.	Avg.	Acc.	Avg.	Acc.
Baseline	0.329	0.0%	2.41	4.6%	1.64	0.70%
Persona Only	0.400	7.3%	3.32	19.2%	2.51	16.0%
BRAG	0.420	19.3%	3.52	21.6%	2.69	21.3%
VPRAG (Ours)	0.464	73.3%	4.32	54.6%	3.34	62.0%

Table 2. Comparison of Generation and Editing tasks on 200 personas after VLM calibration across 3 LLM rewrite methods. We report mean $VPTT_{score-c}$ (V-c) and VLM scores along with winning accuracy (%). Higher is better.

Method	Generation				Editing			
	V-c	Acc.	VLM	Acc.	V-c	Acc.	VLM	Acc.
Baseline	0.343	0.0%	2.21	1.4%	0.322	0.0%	2.97	10.5%
Persona Only	0.402	1.2%	2.98	5.9%	0.399	9.2%	3.44	18.5%
BRAG	0.451	18.4%	4.04	25.6%	0.415	15.3%	3.75	24.3%
VPRAG (Ours)	0.472	41.7%	4.08	31.0%	0.448	47.2%	4.03	30.8%
Comb. (Ours)	0.472	38.8%	4.30	36.1%	0.436	28.3%	4.03	15.8%

$\rho = 0.53$ (generation : 0.66) of the previous section. Table. 2 shows the results (averaged across LLMs) for the generation and editing tasks. The evaluation again shows how hierarchical controllable retrieval does not confuse the models and produce better alignments.

4.2.3. Q3: Is the Architecture Robust at Scale?





To assess generalization, we evaluate all models text-only across our entire VPTT-Bench benchmark of 10,000 personas and four tasks (*two* generation, *two* editing , see Figure. 2), totaling 120,000 prompt evaluations. The prompts are limited to 150 words and a budget of 3 is allocated to all visual element Categories \mathcal{C} . The elements are arranged in decreasing order of relevance and LLM is given freedom to choose from the list to orchestrate a story arc. As shown in Table 3, naive rewriters (BRAG) overfit to captions (often copy-pasting them), earning high alignment but low originality scores (more detailed in Supplementary) and hence falling short. In contrast, VPRAG consistently achieves the best composite $VPTT_{score}$, maintaining the optimal balance between alignment and originality across all rewriter backbones. This large-scale experiment demonstrates that VPRAG scales linearly, generalizes across models, and sustains perceptual authenticity without retraining.

4.2.4. Downstream Study: Feedback Simulation

We evaluate feedback simulation on a smaller subset of 200 personas (10,000 labeled examples) as a proof of concept rather than a core benchmark. Although this component is not used in our main quantitative evaluations, it demonstrates that compact models can learn to simulate user-level preference alignment from limited supervision. We sam-

Table 3. Main text-level results across 10,000 personas and three LLM models. We report the novelty-adjusted $\text{VPTT}_{\text{score}}(\mathbf{V})$, plus Cohen’s \mathbf{d} [9] ($\mathbf{d} = \frac{|\mu_{\text{best}} - \mu_{\text{method}}|}{s_{\text{pooled}}}$), measuring effect size relative to the best-performing method per row (μ_{best}) across 20,000 samples per entry. **Bold** indicates the best method and underline the second-best. The *Baseline* and *Persona Only* methods consistently underperform across both generation and editing tasks. Our *VPRAG* and *Comb.* (BRAG + VPRAG) methods achieve the best overall performance, with *Comb.* performing slightly better for 4o-mini (GPT-4o-mini [44]) and Gemini (Gemini-2.5-pro [10]), while *VPRAG* excels for Qwen (Qwen2.5-7B-Instruct [65]). Higher Cohen’s \mathbf{d} values ($d \geq 0.5$ indicates medium to large effects) demonstrate substantial performance differences, particularly between persona-based methods and baselines. See supplementary material for detailed score breakdowns.

(a) Generation												(b) Editing											
Model	Baseline		Persona Only		BRAG		VPRAG		Comb.			Model	Baseline		Persona Only		BRAG		VPRAG		Comb.		
	V	d	V	d	V	d	V	d	V	d			V	d	V	d	V	d	V	d	V	d	
Qwen	0.316	11.9	0.389	8.3	0.581	1.1	0.631	NA	<u>0.602</u>	0.7		Qwen	0.306	12.0	0.378	8.7	0.583	1.1	0.626	NA	<u>0.586</u>	1.0	
4o-mini	0.316	12.6	0.402	8.4	0.628	0.5	<u>0.640</u>	0.1	0.644	NA		4o-mini	0.306	12.0	0.384	8.8	0.596	0.9	0.626	NA	<u>0.610</u>	0.5	
Gemini	0.316	9.8	0.379	7.1	0.616	0.3	<u>0.625</u>	0.2	0.632	NA		Gemini	0.306	10.7	0.372	8.1	0.583	0.6	<u>0.605</u>	0.0	0.606	NA	

Representative Assets		Baseline	Persona Only	BRAG	VPRAG (ours)	BRAG + VPRAG (ours)
						
Generation		"The image features a natural setting, but the hot tub and rocks are not present in the persona's posts, making it visually distinct from the gallery."	"The urban skyline and park setting align well with the persona's posts, though the absence of a picnic setup slightly reduces similarity."	"While the picnic setup is consistent, the rural bath and lack of urban elements make it less similar to the persona's typical settings."	"The picnic scene with a city skyline at sunset is highly similar to the persona's posts, especially images 4 and 10, with matching lighting and composition."	"This image closely matches the persona's posts with a picnic setup, urban skyline, and river, capturing key visual elements like those in images 4 and 10."
"A preferred outdoor spot"		HUMAN / VLM / VPTT _{score-C} : 1.30 ± 0.64 / 2.00 / 0.351	HUMAN / VLM / VPTT _{score-C} : 2.80 ± 0.60 / 4.00 / 0.362	HUMAN / VLM / VPTT _{score-C} : 3.65 ± 0.63 / 3.00 / 0.438	HUMAN / VLM / VPTT _{score-C} : 4.35 ± 0.39 / 5.00 / 0.507	HUMAN / VLM / VPTT _{score-C} : NA / 4.50 / 0.516





						
Editing		"Modern convention setup, not aligned with persona's posts. Matches the original image's setting. Business attire, not similar to persona's posts."	"Features market stalls and decorations, somewhat similar to posts. Indoor setting matches the original image, but attire is not as closely aligned with the persona's posts."	"Modern convention setup, not aligned with persona's posts. Matches the original image's setting. Business attire, not similar to persona's posts."	"Traditional clothing and pottery, similar to posts. Indoor setting matches the original image. Traditional attire aligns with posts."	"Features traditional clothing and pottery. Indoor setting matches the original image. Traditional attire aligns with posts."
"Here is a convention center. Add a preferred event"		HUMAN / VLM / VPTT _{score-C} : 0.75 ± 0.46 / 1.00 / 0.277	HUMAN / VLM / VPTT _{score-C} : 2.60 ± 1.11 / 3.50 / 0.364	HUMAN / VLM / VPTT _{score-C} : 1.05 ± 0.93 / 1.00 / 0.288	HUMAN / VLM / VPTT _{score-C} : 3.85 ± 0.74 / 5.00 / 0.463	HUMAN / VLM / VPTT _{score-C} : NA / 5.00 / 0.477

Figure 6. **Qualitative Comparison across Generation and Editing Tasks.** Representative examples from the VPTT-Bench showing outputs from five methods: Baseline, Persona Only, BRAG, VPRAG (ours), and BRAG + VPRAG (ours). Each sample is evaluated using human, VLM (reasoning shown), and text-level $\text{VPTT}_{\text{score-C}}$ scores, where higher indicates closer alignment to the persona’s assets. Our methods achieve the highest perceptual and text–visual consistency, confirming effective contextual personalization.

ple diverse simulated profiles (95% occupation uniqueness, 96 countries, 10 ethnicity groups) and use GPT-4o [45] to generate 50 labeled prompts per profile, 20 aligned, 20 misaligned, and 10 neutral, yielding 10,000 labeled examples with profile-level splits (130/20/50 train/val/test). A compact cross-attention regressor (128-dim, 4 heads) achieves 73.8% overall accuracy (MAE: 0.1259) and 91.6% accuracy on aligned preference predictions for 50 unseen users (2,525 prompts), with only a 0.7% validation–test gap, showing that compact models can effectively capture persona-aware preferences while generalizing to new users. We leave large scale studies to future extensions.

4.3. Qualitative Results

VPRAG produces visually coherent and persona-faithful generations across diverse profiles. By retrieving fine-grained visual cues such as lighting, attire, scene semantics, and stylistic markers, VPRAG enriches the composed

prompts while preserving originality and user-specific visual elements (Figure 2). These examples also highlight VPRAG’s ability to perform cross model personalization, where VPRAG produces consistent personalization across QWEN-Image [65] and Nano-Banana [24].

Compared to the persona-only baseline (Figure 6) and the BRAG baseline, VPRAG achieves stronger contextual grounding, sharper visual fidelity, and more consistent preservation of persona style. For editing tasks, it additionally injects semantically relevant visual elements. Results for remaining baselines and additional profiles are provided in the Supplementary.

5. Conclusion

We introduced the Visual Personalization Turing Test (VPTT) as a principled paradigm for evaluating contextual visual personalization, and proposed the VPTT Frame-

work, a scalable system that operationalizes this paradigm. The framework integrates VPTT-Bench, the VPRAG retrieval engine, and the $\text{VPTT}_{\text{score}}$ metric into a closed-loop pipeline for simulation, generation, and evaluation without any per-user retraining. Our results show strong alignment among human judgments, VLM judges, and the text-only $\text{VPTT}_{\text{score}}$, validating the framework as an efficient, privacy-safe foundation for personalized generative models. Future work will incorporate opt-in and federated real-user signals to further bridge simulated and real personalization while preserving user privacy.

Visual Personalization Turing Test

Supplementary Material

S.1 Additional Details: Formalization of the VPTT Evaluation Protocol

This section provides additional mathematical clarification of the Visual Personalization Turing Test (VPTT) evaluation protocol described in the main paper. The formalization offers a rigorous scientific grounding for the task and mitigates subjective interpretation.

Setup. A persona is defined as $P = \{d, E, C\}$ (demographics, structured visual elements, and caption memory). Given a query p , the personalization system produces a rewritten prompt p' and a generated visual output

$$X = \mathcal{G}(p') \in \mathcal{X},$$

where \mathcal{G} denotes the visual generative model (see Sec.3.2, main paper). For brevity, we write $X \sim G(\cdot \mid p, P)$ to denote the overall personalization pipeline that includes retrieval, prompt rewriting, and generation.

Judge function. As described in the main paper, VPTT evaluates whether X is *indistinguishable from content that the persona might plausibly create or share*. We formalize this via a judge function

$$J : \mathcal{X} \times \mathcal{P} \rightarrow [0, 1], \quad J(X, P) = \text{plausibility score}.$$

Human annotators and VLM-based judges provide plausibility judgements on a 0–5 Likert scale, which can be linearly normalized to $[0, 1]$. In large-scale evaluations, we substitute J with the $\text{VPTT}_{\text{score}}$ (Sec. 4, main paper), which serves as a scalable proxy.

Expected VPTT performance. Let μ be the distribution over persona–query pairs. The expected VPTT performance of a generator G is

$$\Pi(G) = \mathbb{E}_{(P,p) \sim \mu} \left[\mathbb{E}_{X \sim G(\cdot \mid p, P)} [J(X, P)] \right]. \quad (\text{S1})$$

Finite-sample estimator. Using N personas and K queries per persona, we estimate Eq. (S1) as

$$\hat{\Pi}(G) = \frac{1}{NK} \sum_{i=1}^N \sum_{j=1}^K J(X_{ij}, P_i), \quad X_{ij} \sim G(\cdot \mid p_{ij}, P_i). \quad (\text{S2})$$

Judging modalities.

- **Human judges:** $J(X, P)$ is the mean normalized Likert score over annotators.
- **VLM judge:** $J(X, P)$ is the calibrated normalized Likert score of the plausibility estimate.
- **Proxy judge** ($\text{VPTT}_{\text{score}}$): for text-scale evaluation, $J(X, P)$ is approximated by $\text{VPTT}_{\text{score}}(p', P)$, shown in Sec. 4 of the main paper to correlate with human judgements.

6. Limitations and Future Work

Synthetic–Real Gap. Because VPTT-Bench relies on a single family of generator models for producing the synthetic personas, the benchmark inevitably inherits stylistic and cultural biases of those models. This “real-to-sim” gap limits how faithfully the benchmark captures the full diversity of real users. A promising direction is to construct future versions of VPTT-Bench using a heterogeneous ensemble of generators across organizations and training paradigms. We argue, however, that a unified v1 benchmark is an essential step: it moves the field from a data-zero regime to one where controlled, scalable, and privacy-safe personalization research becomes possible.

Image-Only Scope. While our retrieval and alignment mechanisms are modality-agnostic, this work focuses on image generation and image editing. Extending VPTT to videos, 3D assets, and multi-view content is a natural next step, requiring new alignment metrics and temporal-consistency modules.

Scaling Beyond Individuals. Our method currently models single-person personalization. Future work can expand VPTT toward *societal personalization*: simulating communities, subcultures, and collective preference distributions. Such extensions could enable population-level evaluation, community-aware media generation, and product design aligned with specific cohorts.

Enhanced Visual Grounding. Persona assets are currently represented as rich textual “deferred renderings.” Future work may couple these with segmentation or detection models to retrieve visual elements directly from user images for opt-in users. This would enable stronger grounding on real visual evidence and more faithful scene composition.

Structure Preservation. Current generators, including those used in VPRAG, do not guarantee preservation of spatial layout during editing. Incorporating structure-aware diffusion models or control modules (e.g., depth/segmentation guidance) may improve fidelity for demanding edit tasks.




Figure 7. **Comparison to Visual Baselines.** We compare VPRAG (along three columns) against a broad set of visual personalization baselines, including fine-tuning approaches, preference-driven personalization methods, and multimodal LLM (MLLM)–based in-context techniques. Evaluation is conducted using two metrics: the VIPER Proxy Score (PS) [54] and the Gemini VLM Judge (see Sec. 4 in the main paper). Across more challenging and nuanced examples shown in the figure, VPRAG consistently emerges as an efficient and controllable personalization method, performing on par with or outperforming these substantially more expensive baselines.

Metric / Model	Flux DB-LoRA @ 50	Viper @ 1000	DrUM @ 1000	Flux Kontext @ 1000	GPT (VLM + GPT-image-1 @ 100)	GPT-image-1 @ 100
PS (Ours)	0.867	0.678	0.841	0.839	0.858	0.974
	± 0.173	± 0.269	± 0.139	± 0.184	± 0.180	± 0.019
PS (Other)	0.656	0.545	0.757	0.541	0.832	0.966
	± 0.232	± 0.292	± 0.185	± 0.297	± 0.163	± 0.047
PS Win % (Ours)	80.0	71.5	68.9	83.4	63.0	44.0
VJ (Ours)	3.17	2.88	3.41	3.11	3.28	3.73
	± 0.70	± 1.13	± 0.57	± 0.73	± 0.75	± 0.44
VJ (Other)	1.99	2.40	2.89	2.29	3.22	3.86
	± 0.67	± 1.21	± 0.61	± 0.98	± 0.71	± 0.35
VJ Win % (Ours)	88.0 (+ 2% ties)	61.8 (+15.5% ties)	76.4 (+7.1% ties)	76.4 (+ 7.9% ties)	49.0 (+ 4% ties)	33.0 (+ 12% ties)

Table 4. Benchmark comparison on VIPER Proxy Score (PS) and VLM Judge Score (VJ). Mean and standard deviation appear on separate lines. Win % reports the percentage of pairwise wins against the compared method for each metric.

Human-in-the-Loop Integration. VPRAG can naturally operate as a “visual copilot”: retrieving user-specific cues, proposing edits, and letting the user refine preferences. Iterative preference learning, reinforcement from user feedback, and federated fine-tuning represent compelling next steps.

Real-World Deployment. Although we use synthetic

personas for privacy reasons, the same dataset construction pipeline can be inverted to annotate and structure real user data in an opt-in or federated setting. This would enable applying the VPTT Framework directly on real personalization tasks while maintaining strong privacy guarantees.



Figure 8. **Copy-Paste Effect.** The baselines including MLLMs suffer from copy-paste effect where the generations and edits only consider a single or few images of the user assets.

7. VPTT at scale

7.1. Analogy for Deferred Rendering in VPTT

An analogy for our “deferred rendering” process is an expert film critic. A critic invests considerable effort watching hundreds of movies (the expensive offline alignment) to internalize what makes a script succeed on screen. Once trained, the critic can read a new script and predict whether it would make a compelling film *before* spending millions producing it.

Similarly, VPTT evaluates a candidate prompt against a persona’s visual identity in text form, first aligning Human/VLM judges/VPTT_{score} and using cheap and reliable VPTT_{score} *before* generating any images. This enables early rejection of weak generations, reducing costly rendering and accelerating personalization at scale.

7.2. Comparison to Visual Baselines

Returning to our “deferred rendering” analogy, VPTT allows us to evaluate a “script” (a candidate prompt) before producing the “film” (the final generated image). In this context, several existing personalization approaches can be interpreted as *high-budget productions* that must render the entire film before knowing whether it works:

- **Per-user finetuning methods** such as Dream-Booth/LoRA [1] require retraining for each identity.
- **Preference-driven generation** systems such as VIPER and DrUM [31, 54] rely on only matching the preferences from images and text.
- **Multimodal LLM pipelines** (e.g., OpenAI GPT-4o VLM + GPT-Image-1 [42, 45], GPT-Image-1 [42], and Flux Kontext [36]) operate as large black-box modules that jointly hallucinate alignment and appearance, but remain difficult to control or steer.

Because these methods must generate/input images to refine alignment, they cannot benefit from early rejection or

even privacy safe benchmarks. They thus incur high latency, high cost, and weaker controllability. In contrast, our VPRAG approach evaluates alignment in text first using VPTT_{score}, requiring no per-user training and no iterative image synthesis.

7.2.1. Evaluation Metrics

For evaluation, we assess generation quality using both automated metrics (VIPER proxy score [54], assigns higher scores to query images that share the preferred visual attributes) and human-aligned VLM judges (Aligned Gemini 2.0 Flash [23], see Sec 4 in the main paper), where judges compare baseline and personalized generations, i.e., using “A preferred outdoor spot” or “A Photo showing my next social media post with my style and content.” and the personalized version per profile using VPRAG.

7.2.2. Evaluation Protocol

Flux DB-LoRA@50 We fine-tune FLUX.1-dev [35] using LoRA with rank 16 on attention layers, training for 1000 steps with the Prodigy optimizer and pivotal tuning on CLIP text encoder. Each user’s LoRA is trained on 30 gallery images paired with a user-specific trigger word to learn personalized visual styles. Since training LoRAs is expensive, we train this baseline for 50 users to make this evaluation comprehensive.

VIPER@1000 We evaluate VIPER [54], a visual preference optimization baseline that personalizes SDXL [48] by optimizing text-to-image alignment. For each user, VIPER retrieves the top-10 most similar gallery posts given the prompt and uses both the images and captions to compute visual preferences (positive and negative prompts) that guide generation toward user-preferred visual styles. The methods generate images from the test prompt (“A preferred outdoor spot”) and the personalized one (VPRAG RAG) using SDXL-base-1.0 [48]. Evaluation is conducted on 1,000 users. Comparison is done against a 5×2 grid of reference images (10 gallery posts/ assets).

DrUM@1000 We evaluate DrUM [31], a baseline that personalizes image generation by conditioning on the user prompt history. For each user, DrUM retrieves the top-5 most similar captions from their gallery posts given the prompt and uses them as reference prompts with personalization strength $\alpha = 0.5$. The methods generate images from the test prompt (“A preferred outdoor spot”) and the personalized one (VPRAG RAG) using Stable Diffusion v1.5 [5]. Evaluation is conducted on 1,000 users, where comparison is done using both methods’ outputs against a 5×2 grid of reference images (10 gallery posts/ assets).

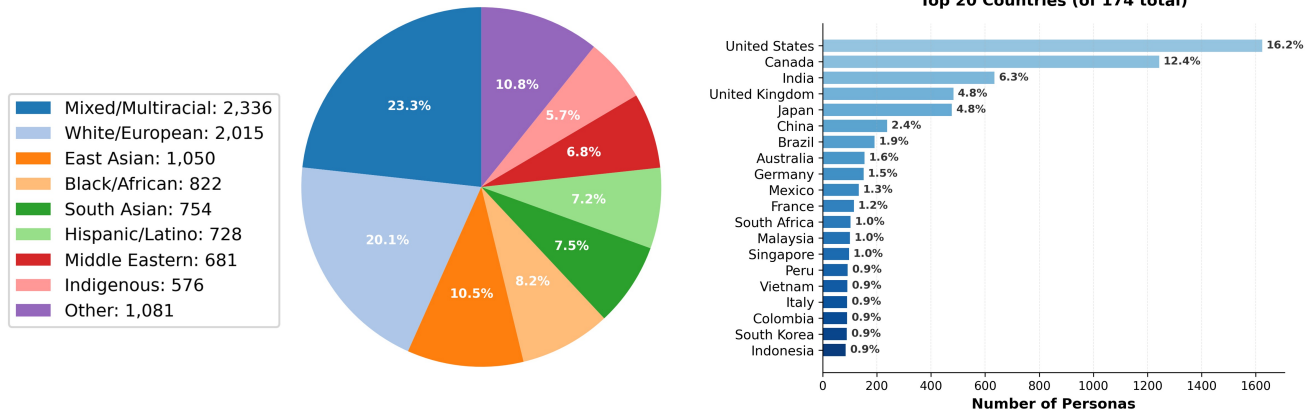


Figure 9. VPTT-Bench Ethnicity and Location Diversity. Ethnicity and location diversity of the users in VPTT-Bench

FLUX Kontext @1000 We evaluate FLUX.1-Kontext-dev [34] in-context learning capability by conditioning generation on a 5×5 grid of 25 reference images from each user’s gallery. For each user, we generate two images: one with the base prompt alone and one with a persona-enhanced prompt i.e. VPRAG (both conditioned on the same reference grid), allowing us to assess whether in-context visual conditioning alone is sufficient for personalization. Here we evaluate 1000 users for comprehensive evaluation.

Large Multi-Modal Models We compare VPRAG against OpenAI’s GPT-Image-1 [42] with two approaches: (1) **GPT (VLM + GPT-Image-1 @100)** [42, 45] a visual analysis baseline where GPT-4o [45] analyzes a 5×5 grid of 25 user gallery images to extract visual style preferences (foreground, background, materials, objects, lighting, actions, environment, appearance) and generates a refined 3-phrase prompt that incorporates these elements alongside the base prompt (“A preferred outdoor spot”), and (2) **GPT-image-1 @100** visuals generated directly using 5×5 grid of 25 user gallery images by GPT-Image-1 [42]. This evaluation used the unconstrained version of VPRAG with the prompt “A Photo showing my next social media post with my style and content.” (Figure. 2 in the main paper). These are compared with the VPRAG augmented generations.

The system prompt for the **GPT (VLM + Image Gen @100)** baseline is:

You are an expert at analyzing visual styles and preferences from image collections.

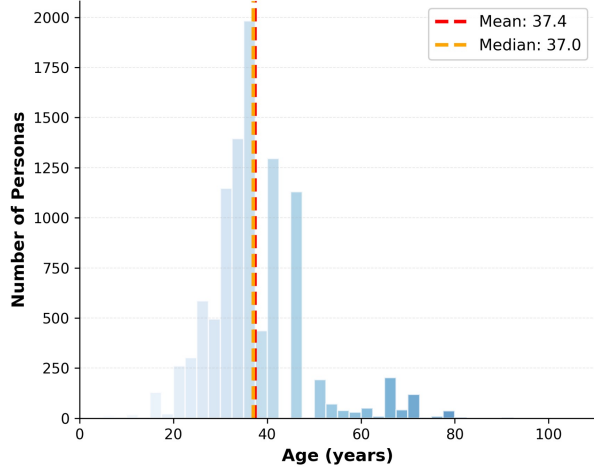
Analyze the provided images and create a detailed image generation prompt that will generate a new image matching both:

1. The requested text prompt
2. The visual elements from the reference images so the generated image looks like it’s from the same gallery

Focus on visual elements like: foreground, background, materials, objects, lighting, actions, environment, appearance, etc. Your prompt should be EXACTLY 3 short descriptive phrases separated by commas.

The user prompt of the baseline is:

Here are images from a user’s profile. Analyze the visual style, color preferences, composition patterns, and aesthetic choices in these images. Pay attention to: foreground elements, background, materials, objects, lighting, actions, environment, and overall composition. Create an image generation prompt for: “base_prompt”



t-SNE Embedding of 1000 Personas by Interests

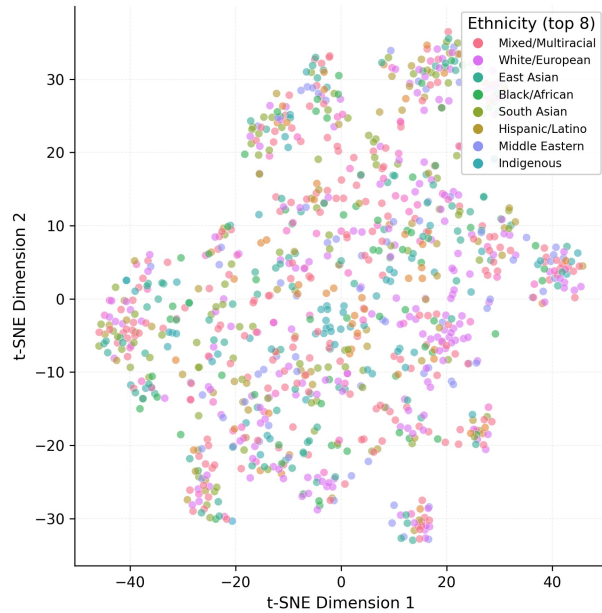


Figure 10. **VPTT-Bench Age and Interest Diversity.** Age Distribution and t-sne visualization (interests) of first 1000 users.

The prompt should incorporate visual elements from these images so the generated image feels like it's part of the same gallery. IMPORTANT: Your response must be EXACTLY 3 short phrases separated by commas.

The prompt for the **GPT-image-1 @100** baseline is:

Focus on visual elements like: foreground, background, materials, objects, lighting, actions, environment, appearance, etc. in the images in this grid. Generate an output image for "base_prompt" using these visual elements such that the resultant image also feels like it belongs to this profile.

The prompt for the **GPT-image-1 @100** VPRAG is:

Using the visual style from these reference images, create: "personalized_prompt".

7.2.3. Results

Table 4 compares these baselines. Here, our method outperforms all the methods or has comparable performance with the large multi-model models. In Figure 7, we show results on more nuanced and difficult examples, where VPRAG consistently emerges as an efficient and controllable personalization method, performing on par with or outperforming these substantially more expensive baselines. While in-context learning (ICL) approaches such as GPT-4o [45] or GPT-Image-1 [42] can condition generation on a set of reference images, they suffer from two fundamental limitations that our persona-based formulation directly addresses.

First, ICL is not controllable. Without explicit structure, these models frequently copy or closely mimic individual gallery images rather than synthesizing novel content (see Figure 8) from a coherent blend of visual attributes. In our evaluation, penalizing such copy-paste behavior results in a substantial performance drop for the ICL baseline (4.08 \rightarrow 3.86; a 5.4% decline), whereas our persona-enhanced method exhibits far greater robustness (3.83 \rightarrow 3.73; only a 2.6% decline). This indicates that our approach learns to aggregate and recompose visual patterns across multiple references instead of replicating isolated scenes. Moreover, ICL provides no principled mechanism for selecting which visual attributes to incorporate: all gallery images are treated uniformly, causing models to focus on salient but potentially irrelevant cues.

Second, ICL is not scalable. Performance degrades as gallery size increases due to context-window constraints and attention dilution, and inference cost grows linearly with the number of reference images ($\mathcal{O}(n)$). This makes evaluation impractical for settings requiring richer user histories or larger galleries.

Third, ICL is not economically viable at scale. At GPT-4o Vision pricing (approximately \$0.01 per processed

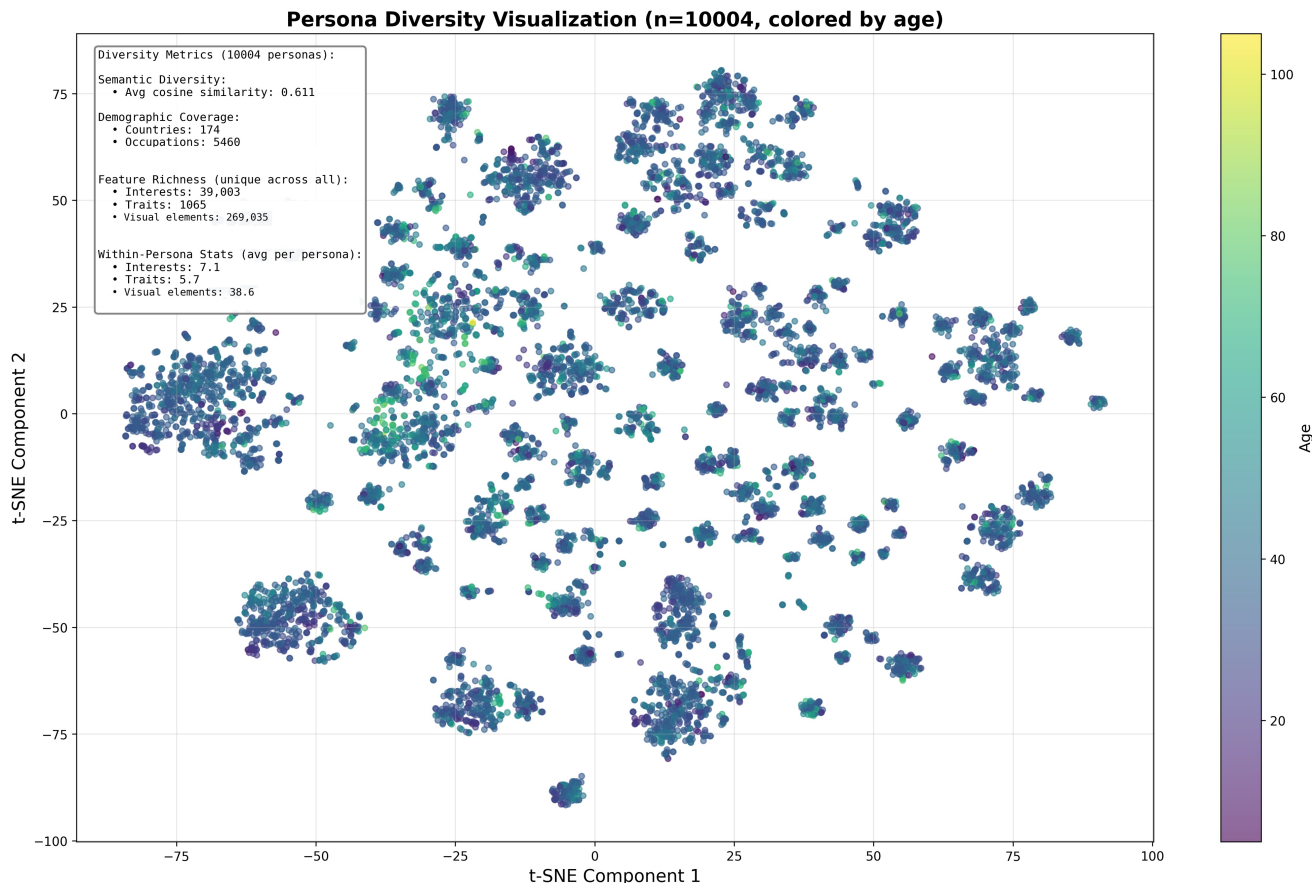


Figure 11. **Diversity of 10K Synthetic Personas.** We visualize the diversity of our 10,004 synthetic personas using t-SNE dimensionality reduction on averaged caption embeddings (OpenAI text-embedding-3-small, 1536-dim) from each persona’s 30-image gallery. Points are colored by age. The average pairwise cosine similarity of 0.611 indicates balanced diversity ; personas occupy a shared human aesthetic space while maintaining distinct individual preferences. Our dataset spans 174 countries and 5,460 unique occupations, with 39,003 unique interests and 269,035 visual elements across all personas. Each persona averages 7.1 interests, 5.7 personality traits, and 38.6 visual elements, ensuring rich and diverse personalization signals for image generation models.

image), a single personalized generation conditioned on a typical gallery (e.g. 25 images) incurs roughly \$0.25 in image-token cost alone. A user generating 100 personalized images would therefore cost about \$25; serving one million such users would exceed \$25M, excluding text-token fees and overhead. Additionally, these closed-source APIs impose rate limits and quota restrictions, rendering them unsuitable for high-volume, production-scale personalization workloads.

As larger vision models continue to become more democratized and cost-efficient, VPTT will only become more practical and broadly applicable, enabling scaled evaluation across a wider range of personalization tasks.

8. Additional Results

Additional results as an extension to Figure 2 in the main paper are shown in Figure 14. Additionally, more examples

, also an extension to Figure 6 in the main paper are shown in Figure 15.

9. VLLM-Bench Construction (Detailed)

9.1. Conceptual Basis: Deferred Rendering

VLLM-Bench conceptualizes text generation as *deferred rendering of visual identity*. Instead of pixels, each profile is expressed through language-level equivalents of visual cues i.e., objects, lighting, actions, background, foreground, materials, appearance, expressions, pose etc., that together represent how a concept would appear in visual media. This abstraction decouples personalization from rendering, enabling scalability, and privacy-preserving use.

Bidirectional Symmetry. The process is fully reversible: images \rightarrow caption \rightarrow visual elements \rightarrow preferences \rightarrow persona.

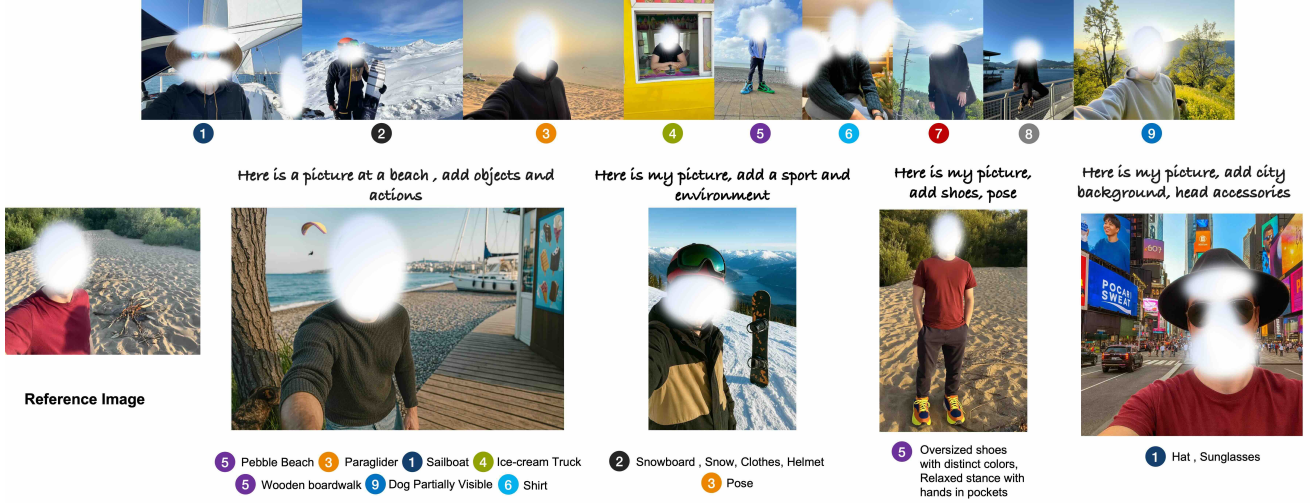


Figure 12. This Figure is only for illustration and not a part of the main dataset. The human figures shown in the sample images are non-author volunteers who provided consent. Their faces and all identifying cues (e.g., location) are fully anonymized.

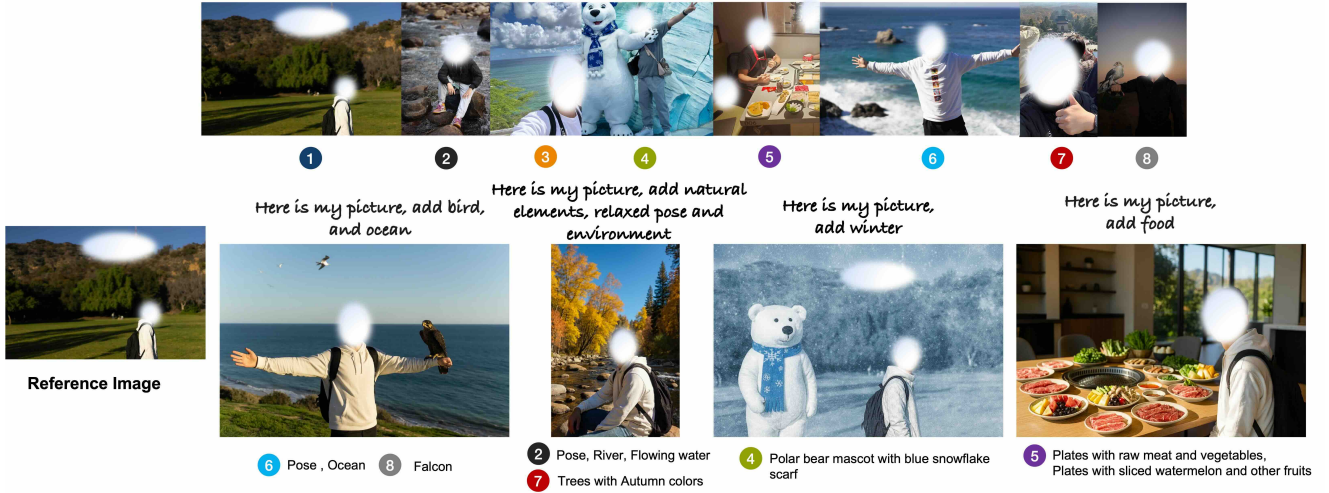


Figure 13. This Figure is only for illustration and not a part of the main dataset. The human figures shown in the sample images are non-author volunteers who provided consent. Their faces and all identifying cues (e.g., location) are fully anonymized.

In forward mode, we generate structured text; in inverse mode, real user profiles can be captioned and converted into the same structure, enabling safe, text-only adaptation.

9.2. Demographic Generation

9.2.1. Seed Initialization from PersonaHub

We initialize 10K personas from **PersonaHub** [22], which contains $\approx 200K$ curated human-authored persona descriptions. Each persona is derived using:

$$\text{seed_index}_i = \text{hash}(i) \bmod 200,000, \quad (2)$$

ensuring deterministic diversity across geography, age, and profession.

9.2.2. Two-Stage Demographic Expansion

Stage 1a: LLM-Based Demographics with Bias Mitigation. Given a seed s , we use Qwen2.5-72B-Instruct to infer country, city, ethnicity, and gender. When confidence in location grounding is low, hash-based diversity re-mapping adjusts sampling with region-specific override rates: India/South Asia (70%), United States (65%), United Kingdom (60%), and Canada (50%). This guarantees balanced representation across 9 ethnicity groups and 60+ authentic cities.

Stage 1b: Persona Completion. Demographic scaffolds are expanded into 20+ attributes, including occupation, ed-



Figure 14. **Contextual Image Generation and Editing using VPTT-Bench.** Each row shows a distinct user profile: assets and style cues (left), personalized generations (social post, cultural site), and edits (garden, living room) guided by the same persona identity. All images are generated synthetically via our Visual Personalization RAG (VPRAG) by text, which retrieves persona-aligned cues. To show cross model personalization here the assets are generated by QWEN-image-model [65] and generations and edits by Nano-Banana [24] conditioned only on the first image.




Figure 15. **Qualitative Comparison across Generation and Editing Tasks.** Representative examples from the VPTT-Bench showing outputs from five methods: Baseline, Persona Only, BRAG, VPRAG (ours), and BRAG + VPRAG (ours).

education, interests (5–8 domain-specific), social-media tone, and lifestyle traits. Gender is inferred only when explicitly stated in the seed description; otherwise, it is marked as “unknown” to avoid introducing occupational or cultural stereotypes. While residual bias may still propagate through downstream image-generation models, the *final version of VPTT-Bench will include additional filtering and adjustments to mitigate such demographic biases.*

9.3. Visual Elements and Preference Generation

Each persona contains a structured **visual vocabulary** with 15–20 entries per facet:

- **Foreground:** subjects, actions, objects, body poses;
- **Background:** environments, landmarks, lighting, textures;
- **Atmospheric:** materials, color palette, mood, time of day.

At least 70% of all elements reference culturally authentic

motifs drawn from the persona’s region (e.g., Seoul Tower, Kashmiri gardens, or Venice canals).

We also generate 15–20 aesthetic and behavioral **preferences** (e.g., “prefers warm lighting,” “posts minimalist compositions,” “documents festivals”) that act as latent conditioning factors. These are then used in feedback simulation part of the method to learn subjective preferences.

9.4. Scenario and Caption Generation

Each persona produces 30 posts in two phases:

1. **Scenario Generation:** We sample 6–8 high-temperature ($\tau = 0.9$) scenarios per batch with diversity constraints across content type (35% activity, 25% appreciation, 25% shared content, 15% selfie), temporal variety (day/night, seasonal), and social context (solo/group).
2. **Caption Synthesis:** For each scenario, the LLM behaves as a vision-language model and produces a 150–250-word caption containing: (i) compositional details, (ii) cultural context, (iii) visible preferences, and (iv) annotated facets (foreground, background, atmosphere).

Each caption is encoded using the `text-embedding-3-small` model (1536D). Unused elements are pruned to ensure structural consistency.

9.5. Parallelized Generation Pipeline

The dataset is produced on an $8 \times A100$ GPU cluster with **vLLM-optimized Qwen2.5-72B**. Dynamic batching (10–200 profiles) yields 50–150 profiles/hour. Generation of 10K profiles (300K posts) completes in ≈ 66 –200 hours. See Table. 5.

Table 5. VPTT-Bench Generation Statistics.

Metric	Value
Total personas	10 000
Posts per persona	30
Total posts	300 000
Mean caption length	187.2 words
Mean visual elements/persona	45.3
Parallel throughput	50–150 profiles/hr

Profiles with fewer than 10 valid posts are excluded. All attributes, embeddings, and metadata are stored in JSONL format.

9.6. Privacy, Scalability, and Extensibility

Because all profiles are text-based, VPTT-Bench operates fully under deferred rendering, guaranteeing privacy and model-agnostic applicability. The dataset can be scaled to millions of profiles or augmented with real-world profiles through inverse captioning:

caption \rightarrow elements \rightarrow preferences \rightarrow persona.

This symmetric design ensures both the generative and analytical components of VPTT Framework can operate without any visual exposure, making VPTT-Bench a reusable personalization benchmark.

10. Visual Assets Generation

10.1. Mathematical Face Diversity System

To ensure controlled, globally diverse identity synthesis, we implement a deterministic facial attribute generator producing 97.2M unique combinations. These are then added to the demographics description to first generate a user persona image and then conditioned on this image to generate 30 assets.

Attribute Space. Ten facial attributes with 4–6 discrete options each are defined: face shape, eye shape, eye size, nose type, jawline, cheekbones, lip shape, eyebrow type, face length, and chin shape. For each user ID and age group, we compute:

$$\text{seed} = \text{hash}(\text{user_id}, \lfloor \frac{\text{age}}{10} \rfloor) \bmod 2^{32},$$

and draw attributes $F = \{a_1, \dots, a_{10}\}$ from the option sets $\{O_i\}$. Modifiers such as age-adapted details (e.g., “bright eyes” vs. “wisdom lines”), expression labels, and photo styles are applied to achieve additional realism.

Combinatorial Diversity.

$$N = \prod_{i=1}^{10} |O_i| \times |A| \times |E| \times |S| \approx 9.72 \times 10^7,$$

where A denotes age modifiers, E expression states, and S photo styles. This formulation ensures reproducible sampling and balanced variation across users.

10.2. Two-Phase Image Generation Pipeline

Phase 1: Persona Base Generation (Text-to-Image). Each persona’s base portrait is synthesized using Qwen-Image 2509 [49, 65] diffusion models. Prompts combine demographics and generated facial attributes:

“photo of a person, {gender}, {race/ethnicity}, {age} years old, works as {occupation}, from {city, country}, {oval face shape}, {almond eyes}, {high cheekbones}, {full lips}, professional portrait, confident expression, natural lighting.”

Generation parameters:

- Model: Qwen-Image or Qwen-Image-Edit (vanilla mode)
- Resolution: 1344×768
- Steps: 50, CFG=0.0, Seed=Deterministic per user
- No negative prompts (maximizes diversity)

Phase 2: Post-Specific Editing (Image-to-Image). Each persona’s 30 textual posts is rendered by Qwen-Image-Edit-2509. Prompts differ by post type:

- **Activity / Selfie / Shared Content (70%):**

“{caption}, wearing {clothing}, with {expression}, {pose}.”

- **Appreciation Posts (30%):**

Prompt: “{scene_description}” Negative: “person, people, human, face, body, portrait”

Configurations.

- **Standard Mode:** 40 steps, CFG=4.0, ~15–20 s/image
- **Lightning LoRA Mode:** 4–8 steps, CFG=4.5, ~3–5 s/image (4× faster)

Pronouns are replaced with “this person” to ensure gender neutrality.

10.3. Parallel Multi-GPU System

An 8×A100 cluster executes both phases in parallel. Models are cached per GPU; tasks are dynamically queued via thread-safe managers to maintain 100% utilization. Phase 1 (base portraits) and Phase 2 (post edits) can run independently or sequentially (Table. 6).

Table 6. Synthetic Image Generation Performance Metrics.

Metric	Value
Throughput (standard)	50–80 images/hour/GPU
Throughput (Lightning)	180–240 images/hour/GPU
Memory footprint	<24 GB/GPU (bfloat16 precision)

11. VPTT-Bench Stats

To illustrate the diversity of the benchmark, Figure 9 presents the distribution of ethnicities and countries of origin. Despite the modest number of samples, the population is highly diverse. Similarly, Figure 10 reports the age distribution of the benchmark and the interests of the first 1,000 users, grouped by ethnicity. At a larger scale, Figure 11 visualizes the averaged caption embeddings of 10K users, highlighting diversity across age groups and visual attributes.

12. VPRAG Algorithm

To formally define the steps used by our VPRAG method, Algorithm 1 shows a compact form of the retrieval engine.

13. Real-World Examples

Only for demonstration purposes, we include a small set of real-world example images that illustrate the types of visual

Algorithm 1 VPRAG with Optional Feedback Re-ranking

```

1: Inputs: query  $p$ , persona memory  $\mathcal{M} = \{(E_i, c_i)\}_{i=1}^N$ ,
   categories  $\mathcal{C}$ , budgets  $\{Q^{(k)}\}$ , temperature  $\tau$ , category
   embeddings  $\{\mathbf{u}_k\}$ 
2: Embedders: post:  $\text{Embed}_{\text{OpenAI}}$ , element:
    $\text{Embed}_{\text{MiniLM}}$ 
3: Outputs: re-prompt  $p'$ , (optional) re-ranked  $p'^*$ 
4: Post-level retrieval:
5:  $\mathbf{q} \leftarrow \frac{\text{Embed}_{\text{OpenAI}}(p)}{\|\cdot\|_2}$ ;  $\mathbf{v}_i \leftarrow \frac{\text{Embed}_{\text{OpenAI}}(c_i)}{\|\cdot\|_2}$ 
6:  $w_i \leftarrow \frac{\exp(\mathbf{q}^\top \mathbf{v}_i / \tau)}{\sum_j \exp(\mathbf{q}^\top \mathbf{v}_j / \tau)}$ ;  $H \leftarrow -\sum_i w_i \log w_i$ ;
    $n_{\text{eff}} \leftarrow \exp(H)$ 
7:  $Q \leftarrow \sum_k Q^{(k)}$ ;  $K \leftarrow \min(\lfloor n_{\text{eff}} \rfloor, 2Q)$ 
8:  $\mathcal{I} \leftarrow \text{TopKIndices}(w, K)$ 
9: Category priorities & quotas:
10:  $\text{priority}_k \leftarrow \mathbf{q}^\top \mathbf{u}_k$ ;  $\mathcal{C}_{\text{sorted}} \leftarrow \text{SortBy}(\text{priority}_k)$ 
11: for  $k \in \mathcal{C}_{\text{sorted}}$  do
12:    $c_i^{(k)} \leftarrow |E_i^{(k)}|$ ,  $i \in \mathcal{I}$ ;  $q_i^{(k)} \leftarrow \left\lfloor \frac{w_i c_i^{(k)}}{\sum_{j \in \mathcal{I}} w_j c_j^{(k)}} Q^{(k)} \right\rfloor$ 
13: end for
14: Element ranking (atomic):
15:  $\mathbf{q}_{\text{elm}} \leftarrow \frac{\text{Embed}_{\text{MiniLM}}(p)}{\|\cdot\|_2}$ ;  $\mathcal{E}_p \leftarrow \emptyset$ 
16: for  $k \in \mathcal{C}_{\text{sorted}}$  do
17:   for  $i \in \mathcal{I}$  do
18:     if  $q_i^{(k)} = 0$  then continue
19:      $\mathcal{S}_{i,k} \leftarrow \text{TopK}(E_i^{(k)}, q_i^{(k)}; \cos(\text{Embed}_{\text{MiniLM}}(\cdot), \mathbf{q}_{\text{elm}}))$ 
20:      $\mathcal{E}_p \leftarrow \mathcal{E}_p \cup \mathcal{S}_{i,k}$ 
21:   end for
22: end for
23: Compose:  $p' \leftarrow f_{\text{compose}}(p, \mathcal{E}_p)$  {or  $f_{\text{compose}}(p, \mathcal{S}_p, \mathcal{E}_p)$ 
   if  $\mathcal{S}_p$  is precomputed}
24: (Optional) feedback re-ranking:
25: Train small  $f_\theta$  on few profiles:  $(p', \mathcal{P}) \mapsto s_{\text{VLM}} \in [0, 1]$ 
26: At inference, sample  $\{p'_m\}_{m=1}^M$  and pick  $p'^* = \arg \max_m f_\theta(\text{Embed}(p'_m), \text{Embed}(\mathcal{P}))$ 
27: return  $p'$  (or  $p'^*$ )

```

inputs supported by our method. These images are not part of the training set, evaluation benchmarks, or any quantitative analysis; they are shown solely to help readers qualitatively understand the range of scenarios in which the system operates.

The human figures (Figures. 12 and 13) shown in the sample images are non-author volunteers who provided informed consent for their anonymized photos to be used for illustration. All faces and identifying features (e.g., facial attributes, backgrounds revealing location) have been fully obscured to preserve privacy. These individuals have no relationship to the authorship of the paper, and their inclusion does not reveal author identity in any way.

These examples highlight the diversity of environments, poses, and visual conditions encountered in typical user-

generated content, and demonstrate how the proposed system generalizes across varied real-world scenes.

14. Expanded Tables.

Tables 7, 8, 9, 10, shows the expanded versions of the Table 3 in the main paper. Here we report both $VPTT_{score-c}$ and $VPTT_{score}$ scores showing the results are consistent with the experiments in the main paper. Cohen’s d in these table are computed against the Baseline.

15. User Study Protocol

To measure how well generated images align with an individual’s visual style, we conducted a human evaluation following the VPTT. Each task presented annotators with a 10-image gallery representing a user’s typical aesthetics, environments, lighting preferences, clothing patterns, and recurring visual motifs. Alongside the gallery, annotators viewed a 2×2 grid of generated images (Methods A–D). Participants rated each generated image independently using a slider ranging from 0 to 5, guided strictly by visual similarity to the user’s gallery rather than image quality, personal preference, or cross-method comparison.

This setup allowed us to isolate whether a generated sample *belonged to the same visual world* as the user’s posts. Annotators were trained to focus on concrete signals such as objects, materials, environments, appearance patterns, lighting, and cultural or stylistic markers. By collecting similarity judgments across thousands of examples, we obtained a fine-grained human signal for the plausibility and consistency of personalization across diverse prompts and visual domains. Here is a concise form of the instructions:

Annotation Instructions

Rate each generated image from 0 to 5 based on:

- Objects & Materials: Are key objects or textures similar to those in the gallery?
- Environments & Settings: Are backgrounds or locations consistent with the user’s style?
- Appearance Patterns: Clothing style, color palette, accessories, poses?
- Lighting & Atmosphere: Similar mood, time of day, natural/white lighting?
- Cultural / Style Markers: Recurring themes, sports references, regional dress, etc.

Do NOT: rate based on image quality, personal preference, comparison across methods, or prompt correctness.

Score Guide:

- 5 = Excellent match (fits naturally in user’s gallery)
- 4--4.5 = Good match
- 3--3.5 = Moderate similarity
- 2--2.5 = Weak similarity
- 1--1.5 = Minimal similarity
- 0--0.5 = No similarity at all

15.1. VLM Judge for Automatic Persona Evaluation

To complement the human user study, we use a vision-language model (VLM) as an automatic judge that approximates the same visual-similarity protocol. For each user in the *generation* split, we first construct a *profile canvas* by tiling up to 10 of their posts into a 5×2 grid, with each post numbered. We then construct a *methods canvas* by arranging the five generated images from different methods horizontally and assigning them blind labels A–E via a user-specific but deterministic shuffle. The VLM receives the baseline textual generation prompt, the profile canvas, and the methods canvas as inputs, and is asked to score each of A–E independently on a 0–5 scale based purely on visual similarity to the gallery, mirroring the human instructions.

For the *editing* split, the setup is identical except that we additionally provide the original input image that was edited. The same VLM judge prompt structure is used, but the user message explicitly refers to an editing task and in-

cludes the editing prompt. In both cases, we query either GPT-4o Vision or Gemini-2.5-Pro (to remove the model bias for the generations by 4o-mini or Gemini-2.5-Pro) with a fixed system instruction and a task-specific user instruction. The model returns natural-language lines that we parse into per-method scores in [0, 5] (with 0.5 increments) and short explanations.

****IMPORTANT**:** Focus on VISUAL similarity, not just conceptual alignment.

System prompt (VLM judge):

You are an expert visual judge evaluating AI-generated images for visual similarity to a user's persona.

Evaluate how well each generated image captures the VISUAL ELEMENTS from the persona's posts.

****EVALUATION CRITERIA (Visual Similarity):****

1. ****Objects & Materials**:** Same objects, materials, textures visible in posts?
 2. ****Environment & Setting**:** Similar locations, backgrounds, environments?
 3. ****Appearance Patterns**:** Similar clothing styles, colors, expressions?
 4. ****Lighting & Atmosphere**:** Similar lighting, mood, atmosphere?
 5. ****Colors & Composition**:** Similar color palettes and visual composition?
 6. ****Cultural/Style Markers**:** Similar cultural elements, aesthetic style?
- **SCORING (0-5 scale, use 0.5 increments):****
- **5.0**:** Excellent visual similarity - Captures most key visual elements from posts
 - **4.0-4.5**:** Good visual similarity - Several key visual elements present
 - **3.0-3.5**:** Moderate visual similarity - Some visual elements recognizable
 - **2.0-2.5**:** Weak visual similarity - Few visual elements match
 - **1.0-1.5**:** Minimal visual similarity - Barely any visual connection
 - **0.0-0.5**:** No visual similarity - Completely different visual style

User prompt (generation tasks):

TASK: Evaluate these 5 generated images for visual similarity to the persona's posts

****GENERATION PROMPT:****

"{base-prompt}"

****IMAGE 1 (Reference - Profile Context):**** Grid of selected posts from the persona's gallery (numbered).

****IMAGE 2 (Generated Images to Evaluate):**** 5 generated images labeled A through E (left to right). Each was generated using a different approach (you don't know which approach was used for which image).

****YOUR TASK:**** For EACH image (A, B, C, D, E), score 0-5 based on:

- How similar are the VISUAL ELEMENTS (objects, environment, appearance, lighting, colors)?
- Do the generated images look like they could belong to the same persona's gallery?
- Are there recognizable visual patterns from the posts?

Respond in this EXACT format (one line per image):

A: Score=X.X - [1-2 sentence explanation of why this score, focusing on specific visual elements]

B: Score=Y.Y - [1-2 sentence explanation of why this score, focusing on specific visual elements]

C: Score=Z.Z - [1-2 sentence explanation of why this score, focusing on specific visual elements]

D: Score=W.W - [1-2 sentence explanation of why this score, focusing on specific visual elements]

E: Score=V.V - [1-2 sentence explanation of why this score, focusing on specific visual elements]

User prompt (editing tasks):

```
TASK: Evaluate these 5 edited
images for visual similarity to
the persona's posts
**EDITING PROMPT:** "{base_prompt}"
**IMAGE 1 (Input Image):** The
original input image that was
edited.
**IMAGE 2 (Reference - Profile
Context):** Grid of selected
posts from the persona's gallery
(numbered).
**IMAGE 3 (Edited Images to
Evaluate):** 5 edited images
labeled A through E (left to
right). Each was edited using
a different approach (you don't
know which approach was used for
which image).
**YOUR TASK:** For EACH image
(A, B, C, D, E), score 0-5 based
on: - How similar are the VISUAL
ELEMENTS (objects, environment,
appearance, lighting, colors)? -
Do the edited images look like
they could belong to the same
persona's gallery? - Are there
recognizable visual patterns from
the posts?
Respond in this EXACT format (one
line per image): A: Score=X.X -
[1-2 sentence explanation of why
this score, focusing on specific
visual elements] B: Score=Y.Y -
[1-2 sentence explanation of why
this score, focusing on specific
visual elements] C: Score=Z.Z -
[1-2 sentence explanation of why
this score, focusing on specific
visual elements] D: Score=W.W -
[1-2 sentence explanation of why
this score, focusing on specific
visual elements] E: Score=V.V -
[1-2 sentence explanation of why
this score, focusing on specific
visual elements]
```

16. Implementation Details

For Table 3 in the main paper, we use Qwen2.5-7B-Instruct via vLLM for text generation ($T = 0.1$, top-p = 0.9, max tokens = 256, seed = 42). For GPT-4o-mini, we use

$T = 0.1$, seed = 42. We use Gemini-2.5-Pro with $T = 0.7$, top-p = 0.95. This temperature is chosen as we noticed that lower temperatures tend to truncate the text. Our soft assignment mechanism computes post-level attention weights via softmax with temperature $\tau = 0.1$.

For the VLM judges in the main paper, we use Gemini-2.5-Pro with temperature $T = 0.0$, top-p $p = 0.95$, and maximum output tokens of 5000. Another variant is the GPT-4o Vision with temperature $T = 0.0$, and seed = 42.

For the feedback network, we train a lightweight cross-attention transformer to predict user-prompt alignment scores. The model takes text-embedding-3-small (1536-dim) embeddings of user profiles and prompts as input, projecting them to a 128-dimensional hidden space. Cross-attention with 4 heads allows the profile representation to attend to prompt features, followed by a feed-forward network ($128 \rightarrow 256 \rightarrow 128$) with residual connections and layer normalization. The final prediction head ($256 \rightarrow 128 \rightarrow 64 \rightarrow 1$) outputs scores in $[0,1]$ via sigmoid activation. We train with AdamW (lr=0.001, weight decay=0.05) using MSE loss, with dropout=0.2 for regularization and early stopping (patience=10).

References

- [1] Low-rank adaptation for fast text-to-image diffusion fine-tuning. <https://github.com/cloneofsimon/lora>, 2022. 5, 6, 3
- [2] Rameen Abdal, Yipeng Qin, and Peter Wonka. Image2stylegan: How to embed images into the stylegan latent space? In *Proceedings of the IEEE/CVF International Conference on Computer Vision*, pages 4432–4441, 2019. 1, 3
- [3] Rameen Abdal, Or Patashnik, Ekaterina Deyneka, Hao Chen, Aliaksandr Siarohin, Sergey Tulyakov, Daniel Cohen-Or, and Kfir Aberman. Zero-shot dynamic concept personalization with grid-based lora, 2025. 3
- [4] Rameen Abdal, Or Patashnik, Ivan Skorokhodov, Willi Menapace, Aliaksandr Siarohin, Sergey Tulyakov, Daniel Cohen-Or, and Kfir Aberman. Dynamic concepts personalization from single videos. In *Proceedings of the Special Interest Group on Computer Graphics and Interactive Techniques Conference Conference Papers*, New York, NY, USA, 2025. Association for Computing Machinery. 1, 3
- [5] Stability AI. stable-diffusion-v1-5/stable-diffusion-v1-5. <https://huggingface.co/stable-diffusion-v1-5/stable-diffusion-v1-5>, 2022. 3
- [6] Black Forest Labs. Flux. <https://github.com/black-forest-labs/flux>, 2024. 6
- [7] Tsai-Shien Chen, Aliaksandr Siarohin, Willi Menapace, Yuwei Fang, Ivan Skorokhodov, Jun-Yan Zhu, Kfir Aberman, Ming-Hsuan Yang, and Sergey Tulyakov. Videoalchemy: Open-set personalization in video generation, 2024. 1, 3
- [8] Zijie Chen, Lichao Zhang, Fangsheng Weng, Lili Pan, and Zhenzhong Lan. Tailored visions: Enhancing text-to-image generation with personalized prompt rewriting, 2024. 4, 6

Table 7. Method Comparison Across LLMs (Cultural Site Prompt)

LLM	Method	Individual Metrics				VPTT _{score-c} (Uniform Weights)			VPTT _{score} (Novelty Adjusted)		
		PA	GS	CP	NV	Score	Win%	d	Score	Win%	d
								(vs base)			(vs base)
4o-mini	Baseline	0.150	0.375	0.589	–	0.371	0.0%	–	0.319	0.0%	–
	Persona Only	0.364	0.429	0.630	–	0.474	0.1%	4.18	0.391	0.0%	3.62
	BRAG	0.316	<u>0.597</u>	<u>0.674</u>	<u>0.858</u>	0.529	8.7%	4.40	0.616	11.5%	10.94
	VPRAG (Ours)	<u>0.401</u>	0.591	0.660	0.900	<u>0.551</u>	<u>17.9%</u>	<u>5.76</u>	<u>0.635</u>	<u>31.8%</u>	13.19
	Comb. VPRAG+BRAG (Ours)	0.419	0.641	0.686	0.821	0.582	73.3%	5.95	0.646	56.8%	<u>12.73</u>
Qwen	Baseline	0.150	0.375	0.589	–	0.371	0.0%	–	0.319	0.0%	–
	Persona Only	0.325	0.417	0.627	–	0.456	0.1%	3.45	0.378	0.0%	3.00
	BRAG	<u>0.395</u>	0.670	0.683	0.441	0.583	48.6%	<u>5.38</u>	0.573	14.5%	6.34
	VPRAG (Ours)	<u>0.378</u>	0.587	0.656	0.863	0.540	11.5%	<u>5.35</u>	0.621	62.0%	12.24
	Comb. VPRAG+BRAG (Ours)	0.414	<u>0.649</u>	<u>0.678</u>	<u>0.544</u>	<u>0.580</u>	<u>39.9%</u>	5.43	<u>0.590</u>	<u>23.5%</u>	<u>6.93</u>
Gemini	Baseline	0.150	0.375	0.589	–	0.371	0.0%	–	0.319	0.0%	–
	Persona Only	0.278	0.407	0.614	–	0.433	0.1%	2.23	0.362	0.0%	2.00
	BRAG	0.286	<u>0.606</u>	0.647	<u>0.775</u>	0.513	18.2%	3.12	0.588	11.6%	7.82
	VPRAG (Ours)	0.359	0.597	0.656	0.893	<u>0.537</u>	<u>31.9%</u>	<u>4.69</u>	0.626	58.0%	11.30
	Comb. VPRAG+BRAG (Ours)	<u>0.349</u>	0.635	0.667	0.768	0.550	49.8%	4.70	0.614	<u>30.4%</u>	<u>9.46</u>

Table 8. Method Comparison Across LLMs (Social Media Post Prompt)

LLM	Method	Individual Metrics				VPTT _{score-c} (Uniform Weights)			VPTT _{score} (Novelty Adjusted)		
		PA	GS	CP	NV	Score	Win%	d	Score	Win%	d
								(vs base)			(vs base)
4o-mini	Baseline	0.174	0.322	0.602	–	0.366	0.0%	–	0.312	0.0%	–
	Persona Only	0.428	0.437	0.659	–	0.508	0.9%	5.85	0.414	0.0%	5.34
	BRAG	0.434	0.583	0.707	0.828	<u>0.574</u>	<u>35.3%</u>	5.45	0.639	29.1%	11.65
	VPRAG (Ours)	0.451	0.566	0.685	0.899	<u>0.567</u>	<u>27.2%</u>	6.17	0.645	40.5%	13.30
	Comb. VPRAG+BRAG (Ours)	<u>0.448</u>	<u>0.581</u>	<u>0.703</u>	<u>0.837</u>	0.578	36.6%	<u>6.09</u>	<u>0.643</u>	<u>30.4%</u>	<u>12.64</u>
Qwen	Baseline	0.174	0.322	0.602	–	0.366	0.0%	–	0.312	0.0%	–
	Persona Only	0.384	0.422	0.656	–	0.488	0.0%	4.66	0.400	0.0%	4.33
	BRAG	0.516	0.697	0.707	0.323	0.640	81.6%	8.50	0.589	14.7%	7.23
	VPRAG (Ours)	0.448	0.583	0.685	0.854	0.572	6.1%	<u>6.03</u>	0.641	59.3%	12.52
	Comb. VPRAG+BRAG (Ours)	<u>0.456</u>	<u>0.600</u>	<u>0.702</u>	<u>0.663</u>	<u>0.586</u>	<u>12.3%</u>	5.68	<u>0.614</u>	<u>26.0%</u>	<u>8.54</u>
Gemini	Baseline	0.174	0.322	0.602	–	0.366	0.0%	–	0.312	0.0%	–
	Persona Only	0.371	0.424	0.647	–	0.481	0.0%	4.43	0.396	0.0%	4.11
	BRAG	0.497	0.638	<u>0.694</u>	0.724	0.610	60.7%	6.96	<u>0.644</u>	<u>39.0%</u>	<u>11.78</u>
	VPRAG (Ours)	0.396	0.544	0.674	0.894	0.538	3.7%	4.91	0.623	13.9%	11.66
	Comb. VPRAG+BRAG (Ours)	<u>0.477</u>	<u>0.610</u>	0.699	<u>0.808</u>	<u>0.595</u>	<u>35.5%</u>	<u>6.25</u>	0.650	47.1%	12.10

- [9] Jacob Cohen. *Statistical power analysis for the behavioral sciences*. routledge, 2013. 8
- [10] Gheorghe Comanici, Eric Bieber, Mike Schaekermann, Ice Pasupat, Naveen Sachdeva, Inderjit Dhillon, et al. Gemini 2.5: Pushing the frontier with advanced reasoning, multi-modality, long context, and next generation agentic capabilities, 2025. 3, 7, 8
- [11] Meihua Dang, Anikait Singh, Linqi Zhou, Stefano Ermon, and Jiaming Song. Personalized preference fine-tuning of diffusion models, 2025. 4
- [12] Google DeepMind. Veo2. <https://deepmind.google/technologies/veo/veo-2/>, 2024. 1
- [13] Michael Deering, Stephanie Winner, Bic Schediwy, Chris Duffy, and Neil Hunt. The triangle processor and normal vector shader: a vlsi system for high performance graphics. *SIGGRAPH Comput. Graph.*, 22(4):21–30, 1988. 2
- [14] Yarden Frenkel, Yael Vinker, Ariel Shamir, and Daniel Cohen-Or. Implicit style-content separation using b-lora. In *European Conference on Computer Vision*, pages 181–198. Springer, 2024. 3
- [15] Rinon Gal, Yuval Alaluf, Yuval Atzmon, Or Patashnik, Amit H Bermano, Gal Chechik, and Daniel Cohen-Or. An image is worth one word: Personalizing text-to-image generation using textual inversion. *arXiv preprint arXiv:2208.01618*, 2022. 3
- [16] Rinon Gal, Yuval Alaluf, Yuval Atzmon, Or Patashnik, Amit H Bermano, Gal Chechik, and Daniel Cohen-Or. An image is worth one word: Personalizing text-to-image generation using textual inversion. In *ICLR*, 2023. 1, 3
- [17] Rinon Gal, Moab Arar, Yuval Atzmon, Amit H Bermano, Gal Chechik, and Daniel Cohen-Or. Designing an encoder for fast personalization of text-to-image models. In *Siggraph*, 2023. 1
- [18] Rinon Gal, Or Lichter, Elad Richardson, Or Patashnik, Amit H Bermano, Gal Chechik, and Daniel Cohen-Or. Lcm-lookahead for encoder-based text-to-image personalization. *arXiv preprint arXiv:2404.03620*, 2024. 3

Table 9. Method Comparison Across LLMs (Empty Living Room Prompt)

LLM	Method	Individual Metrics				VPTT _{score-c} (Uniform Weights)			VPTT _{score} (Novelty Adjusted)		
		PA	GS	CP	NV	Score	Win%	d	Score	Win%	d
								(vs base)			(vs base)
4o-mini	Baseline	0.115	0.350	0.571	–	0.346	0.0%	–	0.299	0.0%	–
	Persona Only	<u>0.356</u>	0.418	<u>0.635</u>	–	0.470	4.0%	<u>5.15</u>	0.387	0.0%	4.56
	BRAG	0.264	0.533	0.617	0.928	0.472	5.1%	3.80	0.584	8.9%	11.35
	VPRAG (Ours)	0.379	0.560	0.654	0.908	0.531	81.4%	5.68	0.622	77.7%	13.07
	Comb. VPRAG+BRAG (Ours)	0.306	<u>0.540</u>	0.630	<u>0.924</u>	<u>0.492</u>	9.4%	4.51	0.597	<u>13.5%</u>	<u>12.24</u>
Qwen	Baseline	0.115	0.350	0.571	–	0.346	0.0%	–	0.299	0.0%	–
	Persona Only	<u>0.357</u>	0.396	0.630	–	0.461	0.3%	<u>5.14</u>	0.379	0.0%	4.41
	BRAG	0.339	<u>0.547</u>	0.658	0.819	0.514	18.9%	4.56	0.593	13.8%	10.67
	VPRAG (Ours)	0.416	0.583	0.657	0.873	0.552	66.7%	6.45	0.630	76.6%	13.54
	Comb. VPRAG+BRAG (Ours)	0.348	0.540	<u>0.657</u>	<u>0.828</u>	<u>0.515</u>	14.1%	4.31	0.594	9.7%	<u>10.68</u>
Gemini	Baseline	0.115	0.350	0.571	–	0.346	0.0%	–	0.299	0.0%	–
	Persona Only	<u>0.333</u>	0.400	0.630	–	0.454	3.6%	4.29	0.375	0.0%	3.80
	BRAG	0.292	<u>0.529</u>	0.619	<u>0.915</u>	0.480	15.8%	3.92	0.586	16.2%	11.07
	VPRAG (Ours)	0.322	0.526	<u>0.639</u>	0.937	<u>0.496</u>	30.1%	4.66	<u>0.601</u>	37.8%	12.48
	Comb. VPRAG+BRAG (Ours)	0.346	0.537	0.643	0.913	0.508	50.4%	4.93	0.606	45.9%	<u>12.42</u>

Table 10. Method Comparison Across LLMs (Garden Editing Prompt)

LLM	Method	Individual Metrics				VPTT _{score-c} (Uniform Weights)			VPTT _{score} (Novelty Adjusted)		
		PA	GS	CP	NV	Score	Win%	d	Score	Win%	d
								(vs base)			(vs base)
GPT-4o-mini	Baseline	0.131	0.364	0.588	–	0.361	0.0%	–	0.312	0.0%	–
	Persona Only	0.358	0.407	0.622	–	0.462	0.2%	3.59	0.380	0.0%	2.98
	BRAG	0.311	0.594	<u>0.650</u>	<u>0.867</u>	0.518	15.4%	4.33	0.609	17.0%	10.57
	VPRAG (Ours)	0.403	0.582	0.650	0.901	0.545	46.2%	5.12	0.630	52.6%	11.47
	Comb. VPRAG+BRAG (Ours)	<u>0.378</u>	<u>0.588</u>	0.663	0.860	<u>0.543</u>	38.2%	<u>4.83</u>	<u>0.623</u>	<u>30.5%</u>	<u>10.92</u>
Qwen	Baseline	0.131	0.364	0.588	–	0.361	0.0%	–	0.312	0.0%	–
	Persona Only	0.349	0.407	0.618	–	0.458	0.2%	2.93	0.377	0.0%	2.52
	BRAG	0.377	0.625	<u>0.668</u>	<u>0.549</u>	<u>0.557</u>	<u>27.4%</u>	<u>4.90</u>	0.573	12.0%	<u>6.85</u>
	VPRAG (Ours)	0.403	0.583	0.653	0.858	0.546	20.9%	5.08	0.623	68.6%	11.05
	Comb. VPRAG+BRAG (Ours)	0.419	<u>0.613</u>	0.678	0.529	0.570	51.6%	4.50	<u>0.577</u>	<u>19.3%</u>	6.39
Gemini	Baseline	0.131	0.364	0.588	–	0.361	0.0%	–	0.312	0.0%	–
	Persona Only	0.313	0.403	0.615	–	0.444	0.6%	2.97	0.368	0.0%	2.49
	BRAG	0.251	<u>0.563</u>	0.639	<u>0.850</u>	0.484	14.8%	2.88	0.581	14.8%	8.52
	VPRAG (Ours)	0.340	0.544	<u>0.651</u>	0.913	<u>0.511</u>	31.0%	3.94	0.609	46.2%	10.24
	Comb. VPRAG+BRAG (Ours)	<u>0.336</u>	0.582	0.667	0.822	0.528	53.6%	4.04	<u>0.606</u>	<u>39.0%</u>	<u>9.66</u>

- [19] Bingjie Gao, Xinyu Gao, Xiaoxue Wu, Yujie Zhou, Yu Qiao, Li Niu, Xinyuan Chen, and Yaohui Wang. The devil is in the prompts: Retrieval-augmented prompt optimization for text-to-video generation, 2025. 4
- [20] Junyao Gao, Yanan Sun, Yanchen Liu, Yinhao Tang, Yanhong Zeng, Ding Qi, Kai Chen, and Cairong Zhao. Styleshot: A snapshot on any style. *IEEE Transactions on Pattern Analysis and Machine Intelligence*, 2025. 3
- [21] Yunfan Gao, Yun Xiong, Xinyu Gao, Kangxiang Jia, Jinliu Pan, Yuxi Bi, Yi Dai, Jiawei Sun, Meng Wang, and Haofen Wang. Retrieval-augmented generation for large language models: A survey, 2024. 4
- [22] Tao Ge, Xin Chan, Xiaoyang Wang, Dian Yu, Haitao Mi, and Dong Yu. Scaling synthetic data creation with 1,000,000,000 personas, 2025. 3, 4, 7
- [23] Gemini. Gemini 2.0 flash. <https://docs.cloud.google.com/vertex-ai/generative-ai/docs/models/gemini/2-0-flash>, 2025. 3
- [24] Google. Nanobanan. <https://aistudio.google.com/models/gemini-2-5-flash-image>, 2025. 1, 2, 8
- [25] Yuanhe Guo, Linxi Xie, Zhuoran Chen, Kangrui Yu, Ryan Po, Guandao Yang, Gordon Wetzstein, and Hongyi Wen. Imagegem: In-the-wild generative image interaction dataset for generative model personalization, 2025. 3
- [26] Evans Xu Han, Alice Qian Zhang, Haiyi Zhu, Hong Shen, Paul Pu Liang, and Jane Hsieh. Poet: Supporting prompting creativity and personalization with automated expansion of text-to-image generation, 2025. 4
- [27] Amir Hertz, Andrey Voynov, Shlomi Fruchter, and Daniel Cohen-Or. Style aligned image generation via shared attention. 2023. 3
- [28] Hexiang Hu, Kelvin C. K. Chan, Yu-Chuan Su, Wenhui Chen, Yandong Li, Kihyuk Sohn, Yang Zhao, Xue Ben, Boqing Gong, William Cohen, Ming-Wei Chang, and Xuhui Jia. Instruct-imagen: Image generation with multi-modal instruction, 2024. 3
- [29] huggingface. Minilm-l6-v2.

<https://huggingface.co/sentence-transformers/all-MiniLM-L6-v2>, 2025. 5, 6

- [30] E. T. Jaynes. Information theory and statistical mechanics. *Phys. Rev.*, 106:620–630, 1957. 5
- [31] Hyungjin Kim, Seokho Ahn, and Young-Duk Seo. Draw your mind: Personalized generation via condition-level modeling in text-to-image diffusion models, 2025. 3, 6
- [32] Yuval Kirstain, Adam Polyak, Uriel Singer, Shahbuland Matiana, Joe Penna, and Omer Levy. Pick-a-pic: An open dataset of user preferences for text-to-image generation, 2023. 3
- [33] Nupur Kumari, Bingliang Zhang, Richard Zhang, Eli Shechtman, and Jun-Yan Zhu. Multi-concept customization of text-to-image diffusion. In *CVPR*, pages 1931–1941, 2023. 1, 3
- [34] BlackForest Labs. black-forest-labs/flux.1-kontext-dev. <https://huggingface.co/black-forest-labs/FLUX.1-Kontext-dev>, 2025. 4
- [35] BlackForest Labs. black-forest-labs/flux.1-dev. <https://huggingface.co/black-forest-labs/FLUX.1-dev>, 2025. 3
- [36] Black Forest Labs, Stephen Batifol, Andreas Blattmann, Frederic Boesel, Saksham Consul, Cyril Diagne, Tim Dockhorn, Jack English, Zion English, Patrick Esser, et al. Flux. 1 kontext: Flow matching for in-context image generation and editing in latent space. *arXiv preprint arXiv:2506.15742*, 2025. 3
- [37] Yang Li, Songlin Yang, Xiaoxuan Han, Wei Wang, Jing Dong, Yueming Lyu, and Ziyu Xue. Instant preference alignment for text-to-image diffusion models, 2025. 4
- [38] Yuanhuiyi Lyu, Xu Zheng, Luta Jiang, Yibo Yan, Xin Zou, Huiyu Zhou, Linfeng Zhang, and Xuming Hu. Real-rag: Retrieval-augmented realistic image generation via self-reflective contrastive learning, 2025. 4
- [39] Jian Ma, Junhao Liang, Chen Chen, and Haonan Lu. Subject-diffusion: Open domain personalized text-to-image generation without test-time fine-tuning. *arXiv preprint arXiv:2307.11410*, 2023. 1, 3
- [40] Ofir Nabati, Guy Tennenholtz, ChihWei Hsu, Moonkyung Ryu, Deepak Ramachandran, Yinlam Chow, Xiang Li, and Craig Boutilier. Preference adaptive and sequential text-to-image generation, 2025. 4
- [41] OPENAI. Sora. <https://openai.com/sora/>, 2024. 1
- [42] OPENAI. Gpt-image-1. <https://openai.com/>, 2025. 1, 3, 4, 5
- [43] OPENAI. Sora2. <https://openai.com/index/sora-2/>, 2025. 1
- [44] OpenAI, Josh Achiam, Steven Adler, Sandhini Agarwal, Lama Ahmad, Ilge Akkaya, Florencia Leoni Aleman, Diogo Almeida, Janko Altschmidt, Sam Altman, et al. Gpt-4 technical report, 2024. 1, 4, 5, 6, 8
- [45] OpenAI et al. Gpt-4o system card, 2024. 7, 8, 3, 4, 5
- [46] Long Ouyang, Jeff Wu, Xu Jiang, Diogo Almeida, Carroll L. Wainwright, Pamela Mishkin, Chong Zhang, Sandhini Agarwal, Katarina Slama, Alex Ray, John Schulman, Jacob Hilton, Fraser Kelton, Luke Miller, Maddie Simens, Amanda Askell, Peter Welinder, Paul Christiano, Jan Leike, and Ryan Lowe. Training language models to follow instructions with human feedback, 2022. 3
- [47] Dustin Podell, Zion English, Kyle Lacey, Andreas Blattmann, Tim Dockhorn, Jonas Müller, Joe Penna, and Robin Rombach. Sdxl: Improving latent diffusion models for high-resolution image synthesis, 2023. 3
- [48] Dustin Podell, Zion English, Kyle Lacey, Andreas Blattmann, Tim Dockhorn, Jonas Müller, Joe Penna, and Robin Rombach. SDXL: improving latent diffusion models for high-resolution image synthesis. In *ICLR*. OpenReview.net, 2024. 3
- [49] Qwen. Qwen-image-edit-2509. <https://huggingface.co/Qwen/Qwen-Image-Edit-2509>, 2025. 9
- [50] Daniel Roich, Ron Mokady, Amit H Bermano, and Daniel Cohen-Or. Pivotal tuning for latent-based editing of real images. *ACM Transactions on Graphics (TOG)*, 42(1):1–13, 2022. 3
- [51] Nataniel Ruiz, Yuanzhen Li, Varun Jampani, Yael Pritch, Michael Rubinstein, and Kfir Aberman. Dreambooth: Fine tuning text-to-image diffusion models for subject-driven generation. In *CVPR*, pages 22500–22510, 2023. 1, 3, 5
- [52] Nataniel Ruiz, Yuanzhen Li, Varun Jampani, Wei Wei, Tingbo Hou, Yael Pritch, Neal Wadhwa, Michael Rubinstein, and Kfir Aberman. Hyperdreambooth: Hypernetworks for fast personalization of text-to-image models. *arXiv preprint arXiv:2307.06949*, 2023. 1, 3
- [53] Simo Ryu. Dreamboothlora, 2023. 3
- [54] Sogand Salehi, Mahdi Shafiei, Teresa Yeo, Roman Bachmann, and Amir Zamir. ViPer: Visual personalization of generative models via individual preference learning. *arXiv preprint arXiv:2407.17365*, 2024. 1, 4, 6, 2, 3
- [55] Rotem Shalev-Arkushin, Rinon Gal, Amit H. Bermano, and Ohad Fried. Imagerag: Dynamic image retrieval for reference-guided image generation, 2025. 4
- [56] Jing Shi, Wei Xiong, Zhe Lin, and Hyun Joon Jung. Instantbooth: Personalized text-to-image generation without test-time finetuning. *arXiv preprint arXiv:2304.03411*, 2023. 3
- [57] Jing Shi, Wei Xiong, Zhe Lin, and Hyun Joon Jung. Instantbooth: Personalized text-to-image generation without test-time finetuning, 2023. 3
- [58] Bram Wallace, Meihua Dang, Rafael Rafailov, Linqi Zhou, Aaron Lou, Senthil Purushwalkam, Stefano Ermon, Caiming Xiong, Shafiq Joty, and Nikhil Naik. Diffusion model alignment using direct preference optimization, 2023. 3
- [59] Kuan-Chieh Wang, Daniil Ostashev, Yuwei Fang, Sergey Tulyakov, and Kfir Aberman. Moa: Mixture-of-attention for subject-context disentanglement in personalized image generation. *arXiv preprint arXiv:2404.11565*, 2024. 3
- [60] Yibin Wang, Weizhong Zhang, Jianwei Zheng, and Cheng Jin. High-fidelity person-centric subject-to-image synthesis. *arXiv preprint arXiv:2311.10329*, 2023. 1, 3
- [61] Ye Wang, Ruiqi Liu, Jiang Lin, Fei Liu, Zili Yi, Yilin Wang, and Rui Ma. Omnistyle: Filtering high quality style transfer data at scale, 2025. 1, 4
- [62] Xiaoshi Wu, Yiming Hao, Keqiang Sun, Yixiong Chen, Feng Zhu, Rui Zhao, and Hongsheng Li. Human preference score v2: A solid benchmark for evaluating human preferences of text-to-image synthesis. *arXiv preprint arXiv:2306.09341*, 2023. 3

- [63] Guangxuan Xiao, Tianwei Yin, William T Freeman, Frédo Durand, and Song Han. Fastcomposer: Tuning-free multi-subject image generation with localized attention. *arXiv preprint arXiv:2305.10431*, 2023. 3
- [64] Jiazheng Xu, Xiao Liu, Yuchen Wu, Yuxuan Tong, Qinkai Li, Ming Ding, Jie Tang, and Yuxiao Dong. Imagereward: Learning and evaluating human preferences for text-to-image generation, 2023. 3
- [65] An Yang, Anfeng Li, Baosong Yang, Beichen Zhang, Binyuan Hui, Bo Zheng, Bowen Yu, Chang Gao, Chengen Huang, Chenxu Lv, Chujie Zheng, Dayiheng Liu, Fan Zhou, Fei Huang, Feng Hu, Hao Ge, Haoran Wei, Huan Lin, Jialong Tang, Jian Yang, Jianhong Tu, Jianwei Zhang, Jianxin Yang, Jiayi Yang, Jing Zhou, Jingren Zhou, Junyang Lin, Kai Dang, Keqin Bao, Kexin Yang, Le Yu, Lianghao Deng, Mei Li, Mingfeng Xue, Mingze Li, Pei Zhang, Peng Wang, Qin Zhu, Rui Men, Ruize Gao, Shixuan Liu, Shuang Luo, Tianhao Li, Tianyi Tang, Wenbiao Yin, Xingzhang Ren, Xinyu Wang, Xinyu Zhang, Xuancheng Ren, Yang Fan, Yang Su, Yichang Zhang, Yinger Zhang, Yu Wan, Yuqiong Liu, Zekun Wang, Zeyu Cui, Zhenru Zhang, Zhipeng Zhou, and Zihan Qiu. Qwen3 technical report, 2025. 1, 2, 3, 4, 6, 7, 8, 9
- [66] Hu Ye, Jun Zhang, Sibor Liu, Xiao Han, and Wei Yang. Ip-adapter: Text compatible image prompt adapter for text-to-image diffusion models. *arXiv preprint arxiv:2308.06721*, 2023. 3
- [67] Huaying Yuan, Ziliang Zhao, Shuting Wang, Shitao Xiao, Minheng Ni, Zheng Liu, and Zhicheng Dou. FineRAG: Fine-grained retrieval-augmented text-to-image generation. In *Proceedings of the 31st International Conference on Computational Linguistics*, pages 11196–11205, Abu Dhabi, UAE, 2025. Association for Computational Linguistics. 4
- [68] zhengxuJosh. Awesome-rag-vision. <https://github.com/zhengxuJosh/Awesome-RAG-Vision>, 2025. 4