

GUDA: Counterfactual Group-wise Training Data Attribution for Diffusion Models via Unlearning

Naoki Murata¹ Yuhta Takida¹ Chieh-Hsin Lai¹ Toshimitsu Uesaka¹ Bac Nguyen¹ Stefano Ermon²
Yuki Mitsufuji^{1,3}

Abstract

Training-data attribution for vision generative models aims to identify which training data influenced a given output. While most methods score individual examples, practitioners often need group-level answers (e.g., artistic styles or object classes). Group-wise attribution is counterfactual: how would a model’s behavior on a generated sample change if a group were absent from training? A natural realization of this counterfactual is Leave-One-Group-Out (LOGO) retraining, which re-trains the model with each group removed; however, it becomes computationally prohibitive as the number of groups grows. We propose GUDA (Group Unlearning-based Data Attribution) for diffusion models, which approximates each counterfactual model by applying machine unlearning to a shared full-data model instead of training from scratch. GUDA quantifies group influence using differences in a likelihood-based scoring rule (ELBO) between the full model and each unlearned counterfactual. Experiments on CIFAR-10 and artistic style attribution with Stable Diffusion show that GUDA identifies primary contributing groups more reliably than semantic similarity, gradient-based attribution, and instance-level unlearning approaches, while achieving $\sim 100\times$ speedup on CIFAR-10 over LOGO retraining.

1. Introduction

Consider an AI-generated artwork that blends multiple artistic styles (Ho et al., 2020; Rombach et al., 2021). A fundamental question arises: which training data groups contributed most to this output? This question is critical for copyright assessment, fair compensation for data providers, and debugging (Carlini et al., 2023; Ghorbani & Zou, 2019b;

Henderson et al., 2023). We address the core problem of group-wise data attribution: estimating the counterfactual influence of training data groups on generated outputs.

Instance-level vs. group-level attribution. While instance-level training data attribution methods (Koh & Liang, 2017; Pruthi et al., 2020; Park et al., 2023; Dai & Gifford, 2023; Lin et al., 2025; Zheng et al., 2023) estimate which specific training samples influenced a generation, group-level attribution asks a fundamentally different question: how would generation change if an entire group (e.g., an artistic style, object class) were absent from training? Simply summing instance-level scores fails due to (i) *scalability*: evaluating per-instance contributions becomes prohibitive as datasets grow, and (ii) *nonlinearity*: group influences interact through shared representations, so collective effects are generally non-additive (Hu et al., 2024; Basu et al., 2020; Koh et al., 2019).

Counterfactual models as the estimation target. The natural gold standard for group attribution is the counterfactual model retrained without the target group. The quantity we seek to estimate is the difference in model behavior between the full-data model θ^{full} and the counterfactual model $\theta_{-k}^{\text{logo}}$ trained without group k , for which Leave-One-Group-Out (LOGO) retraining provides an oracle implementation. We measure group attribution by comparing the model’s likelihood-based explanatory power (via ELBO as a tractable surrogate) on a sample under the full-data model versus the counterfactual model. However, LOGO retraining is prohibitively expensive: training $N + 1$ models from scratch (where N is the number of groups) scales poorly as the number of groups increases, making it impractical when applied to large-scale models.

Unlearning as a natural approximation. Our key insight is that group attribution inherently asks for the effect of *data removal*: the counterfactual question “what if group k were absent from training?” is precisely a data removal query. This is exactly the operation that machine unlearning addresses (Ginart et al., 2019; Bourtole et al., 2019; Nguyen et al., 2022). This makes unlearning the *natural solution class* for approximating $\theta_{-k}^{\text{logo}}$: starting from θ^{full} and selectively removing a group’s influence through fine-tuning,

¹Sony AI, Tokyo, Japan ²Stanford University, Stanford, CA, USA ³Sony Group Corporation, Tokyo, Japan. Correspondence to: Naoki Murata <naoki.murata@sony.com>.

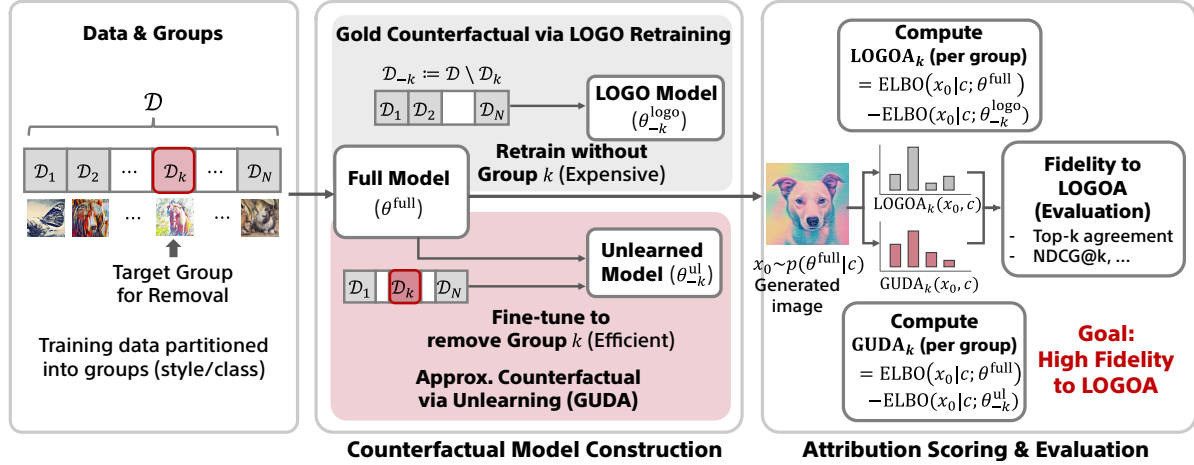


Figure 1. Overview of the GUDA (Group Unlearning-based Data Attribution) framework. Instead of retraining $N + 1$ models from scratch (LOGO), GUDA starts from the all-group model θ^{full} and applies machine unlearning to obtain approximate counterfactual models θ_{-k}^{ul} for each group k . Attribution is computed by comparing the ELBO of generated samples under the all-group model versus each unlearned model, providing an efficient approximation to the counterfactual target validated against LOGO.

rather than expensive retraining from scratch.

Importantly, using unlearning *for attribution* is not a plug-in choice: deletion-oriented objectives do not target an explicit LOGO counterfactual. We therefore define a likelihood-based LOGO estimand for *per-generation* group influence and design redirection-based unlearning (including anchor conditioning) whose fidelity is validated against LOGO oracles.

We propose GUDA as a general framework that uses unlearning to approximate counterfactual models and estimates group influence by comparing their likelihood-based measures (ELBO difference). To achieve this, the unlearning loss consists of two terms: a shared preservation term to prevent catastrophic forgetting, and a setting-specific forget term that varies by generation setting. For unconditional generation, we adopt ReTrack-based redirection (Shi et al., 2025) that trains toward importance-weighted targets from the retain set. For conditional text-to-image attribution, we instead redirect forget-condition responses toward retain-style anchors, yielding a conditional analogue of ReTrack-style redirection. We summarize the overall GUDA pipeline in Fig. 1.

This paper makes the following contributions:

- **Framework:** We formalize per-generation group attribution in diffusion models around a LOGO-style counterfactual estimand, and provide an unlearning-based approximation that makes it practical at scale. GUDA defines group influence as an ELBO difference between the full-data model and the counterfactual model $\theta_{-k}^{\text{logo}}$ (Sec. 3.3), and approximates $\theta_{-k}^{\text{logo}}$ by machine unlearning from a shared initialization rather

than expensive from-scratch retraining (Sec. 4), with approximation quality validated against LOGO in experiments.

- **Two instantiations:** We demonstrate GUDA in two settings: (i) unconditional generation via ReTrack-based importance-weighted unlearning (Sec. 4.2.1), and (ii) conditional text-to-image style attribution via CLIP-weighted style-selection anchors for redirection (Sec. 4.2.2) for a conditional analogue of ReTrack.
- **Empirical validation:** We demonstrate on CIFAR-10 and artistic style attribution (Sec. 5) that GUDA substantially outperforms semantic similarity baselines (CLIPA) and instance-level attribution (Lin et al., 2025; Wang et al., 2024) in identifying the most influential groups, validating that group-wise counterfactual approximation captures causal influence more effectively.

2. Related Work

2.1. Instance-Level Attribution and Group Effects

Influence functions (Koh & Liang, 2017), TracIn (Pruthi et al., 2020), and TRAK (Park et al., 2023) provide instance-level attribution with improved scalability. However, extending these to group effects poses challenges: Koh et al. (2019) show that aggregating instance-level influences often fails to capture nonlinear group interactions, while Basu et al. (2020) address this through second-order approximations. From a data valuation perspective, Data Shapley (Ghorbani & Zou, 2019a) and CS-Shapley (Schoch et al., 2022) provide principled frameworks based on cooperative game theory, and Lu et al. (2025) apply Shapley-style crediting to diffusion models for *global* contributor valuation using

pruning/fine-tuning to accelerate subset evaluation. Unlike these approaches, which target specific value functions, our work directly estimates the counterfactual model resulting from group removal during training.

2.2. Data Attribution for Diffusion Models

Recent methods address attribution specifically for diffusion models: Dai & Gifford (2023), Lin et al. (2025), and Zheng et al. (2023) develop instance-level attribution techniques for these settings. Wang et al. (2023) establish evaluation protocols, and Wang et al. (2024) connect unlearning to attribution for text-to-image models. Our work differs from Wang et al. (2024) in two key aspects: (i) *Estimand*: we approximate the group-removal counterfactual model $\theta_{-k}^{\text{logo}}$, not instance-level attribution for a synthesized output; (ii) *Method*: we unlearn the target group to approximate $\theta_{-k}^{\text{logo}}$, rather than unlearning a synthesized image to obtain loss-based ranking signals.

2.3. Machine Unlearning for Diffusion Models

Machine unlearning removes training data influence without full retraining, with foundational work by Ginart et al. (2019) and Bourtole et al. (2019). For diffusion models, representative approaches include ESD (Gandikota et al., 2023), Forget-Me-Not (Zhang et al., 2024a), EraseDiff (Wu et al., 2025), and ReTrack (Shi et al., 2025). While these methods focus on concept or data removal as their primary objective, we use unlearning as a computational tool to approximate the LOGO counterfactual for attribution estimation, not for deletion guarantees.

Bridging attribution and unlearning. Traditional attribution methods return instance-level influences without constructing counterfactual models; unlearning methods modify model behavior but are not designed for attribution. GUDA bridges these directions by treating unlearned models as efficient proxies for LOGO oracle counterfactuals, enabling group-level attribution through ELBO differences.

3. Preliminaries

We formalize the group attribution problem, define our estimation target (counterfactual model via LOGO retraining), and introduce baseline approaches.

3.1. Setup: Group-wise Counterfactual Attribution

Let $\mathcal{D} := \bigcup_{k=1}^N \mathcal{D}_k$ be a training dataset, where $\{\mathcal{D}_k\}_{k=1}^N$ forms a partition into N disjoint groups¹, and \mathcal{D}_k denotes a semantic group (e.g., a CIFAR-10 class or an artistic style).

¹Extending to overlapping groups, where a sample may belong to multiple groups, is an important practical direction left for future work.

We define the retain set excluding group k as $\mathcal{D}_{-k} := \mathcal{D} \setminus \mathcal{D}_k$. Let θ^{full} be a generative model trained on \mathcal{D} , and let x_0 denote a *generated sample* for which we wish to compute attribution, where c is the conditioning signal (for unconditional models, set $c = \emptyset$).

Counterfactual definition of group influence. Group attribution asks: *How would the model’s behavior change if group k had been absent during training?* This is naturally formalized by comparing the full-data model to a model trained on the retain set $\mathcal{D} \setminus \mathcal{D}_k$. Group-wise attribution methods therefore target a *group-removal* counterfactual model, either explicitly (via retraining) or approximately (via unlearning).

Measuring model behavior via likelihood. We quantify *model behavior* on a generated sample (x_0, c) by a scalar score that measures how well the model explains the observation. Ideally, we would use the log score $\log p_\theta(x_0|c)$ as a proper scoring rule. In this work, we will instantiate this score with a tractable surrogate for diffusion models (Sec. 3.2).

3.2. Diffusion Models and ELBO as a Likelihood Surrogate

We briefly recap DDPM-style diffusion models (Ho et al., 2020) to define the ELBO used throughout. We use (x_0, x_t) to denote data and its noised version across both pixel-space and latent diffusion models; for Latent Diffusion Models (e.g., Stable Diffusion) (Rombach et al., 2021), x_0 corresponds to VAE latent representations.

A diffusion model is a latent-variable model with latent chain $x_{1:T}$ and data x_0 . The forward (diffusion) process is fixed:

$$q(x_{1:T}|x_0) = \prod_{t=1}^T q(x_t|x_{t-1}), \quad (1)$$

where $q(x_t|x_{t-1}) = \mathcal{N}(\sqrt{1-\beta_t}x_{t-1}, \beta_t I)$ for a variance schedule $\{\beta_t\}_{t=1}^T$. We also use the marginal $q_t(x_t|x_0) = \mathcal{N}(\sqrt{\bar{\alpha}_t}x_0, \sigma_t^2 I)$, where $\alpha_t := 1 - \beta_t$, $\bar{\alpha}_t := \prod_{s=1}^t \alpha_s$, and $\sigma_t := \sqrt{1 - \bar{\alpha}_t}$. The generative model learns a reverse process $p_\theta(x_{t-1}|x_t)$ with a prior $p(x_T)$:

$$p_\theta(x_{0:T}) = p(x_T) \prod_{t=1}^T p_\theta(x_{t-1}|x_t). \quad (2)$$

ELBO and its relation to log-likelihood. The marginal log-likelihood satisfies

$$\begin{aligned} \log p_\theta(x_0) &\geq \mathbb{E}_{q(x_{1:T}|x_0)} [\log p_\theta(x_{0:T}) - \log q(x_{1:T}|x_0)] \\ &=: \text{ELBO}(x_0; \theta). \end{aligned} \quad (3)$$

Therefore, a higher $\text{ELBO}(x_0; \theta)$ implies that the model assigns a higher (lower-bounded) likelihood to x_0 . For

conditional diffusion models (e.g., text-to-image), we analogously define $\text{ELBO}(x_0|c; \theta)$ where c is the conditioning signal, providing a lower bound on $\log p_\theta(x_0|c)$. In practice, DDPM training optimizes a variational bound objective, and common noise-prediction losses correspond to a weighted form of this bound.

3.3. LOGOA: Scoring Difference as Counterfactual Group Influence

We use LOGO (Leave-One-Group-Out) to refer to the re-training procedure, and LOGOA (LOGO Attribution) to refer to the resulting attribution score.

Defining counterfactual influence. Group attribution targets a counterfactual quantity: the difference in a model’s ability to explain sample (x_0, c) between the full-data model and the counterfactual model without group k . Ideally, we would measure this using log-likelihood, which quantifies how well a probabilistic model explains an observed sample.

ELBO as a tractable proxy. While log-likelihood $\log p_\theta$ can be computed via probability flow ODE (Song et al., 2021), it is prohibitively expensive for repeated evaluation. We therefore use the ELBO as a tractable lower bound on log-likelihood (Eq. (3)). While ELBO does not guarantee preservation of likelihood ordering, it provides a practical surrogate commonly adopted for comparing generative models, including likelihood-based diffusion classifiers (Li et al., 2023; Clark & Jaini, 2023). We therefore define LOGOA using ELBO differences:

$$\text{LOGOA}_k(x_0, c) = \text{ELBO}(x_0|c; \theta^{\text{full}}) - \text{ELBO}(x_0|c; \theta_{-k}^{\text{logo}}), \quad (4)$$

where $\theta_{-k}^{\text{logo}}$ is the counterfactual model obtained via retraining on \mathcal{D}_{-k} . A positive score means the full model explains (x_0, c) better than the counterfactual model without group k , indicating that group k ’s training data contributed to the generation of (x_0, c) . Conversely, a negative or near-zero score suggests group k had little influence.

Remark (LOGO oracle in practice). Throughout, $\theta_{-k}^{\text{logo}}$ denotes the conceptual counterfactual obtained by training on \mathcal{D}_{-k} . In large-scale diffusion settings, we instantiate this oracle by *retraining from a fixed pretrained initialization* with the same recipe and budget, i.e., a practical “fine-tuning LOGO” proxy, which we use consistently in Sec. 5.

3.4. Similarity-based Attribution (CLIPA) as Baseline and Its Limitations

A common proxy for attribution is semantic similarity between a generated sample and training groups. For images, CLIP embeddings (Radford et al., 2021) provide a convenient representation for assessing semantic similarity,

enabling efficient retrieval.

CLIPA baseline. We define CLIP-based attribution (CLIPA) by averaging cosine similarity in CLIP embedding space to images in each group \mathcal{D}_k : $\text{CLIPA}_k(x_0) = \frac{1}{|\mathcal{D}_k|} \sum_{x' \in \mathcal{D}_k} \text{CLIP-sim}(x_0, x')$, where $\text{CLIP-sim}(\cdot, \cdot)$ denotes CLIP cosine similarity.

Similarity versus explanatory power. Unlike LOGOA’s scoring rule difference, which measures how well the model explains the sample, similarity measures association in embedding space without capturing causal effects of data removal (Park et al., 2023; Zheng et al., 2023). In our experiments, CLIPA can be competitive on rank-based metrics (e.g., NDCG@3), but is typically weaker on head-identification metrics such as Top-1.

4. Method: GUDA (Group Unlearning-based Data Attribution)

Having established the estimation target (LOGOA), we now present GUDA, a framework for efficiently approximating the counterfactual models $\theta_{-k}^{\text{logo}}$ via machine unlearning. The key idea is to start from the full-data model and remove a group’s influence by unlearning, instead of retraining from scratch.

4.1. Overview: The GUDA Framework

Fig. 1 illustrates the end-to-end workflow, and Algorithm 1 provides the corresponding procedural description. The workflow has two stages: (i) construct an approximate counterfactual model for each group via unlearning, and (ii) compute attribution for a query sample by comparing ELBO under the full model and the corresponding unlearned model.

The unlearning operator \mathcal{U} differs for unconditional versus text-conditional settings (detailed in Sec. 4.2.1–4.2.2), but the overall framework remains the same: iterate over groups, construct counterfactual models, and compute score differences. Here, θ_{-k}^{ul} serves as an efficient approximation to the oracle counterfactual model $\theta_{-k}^{\text{logo}}$ (Sec. 3.3), which would require expensive retraining from scratch. Importantly, the unlearning procedure can be performed *in advance*: once the approximated counterfactual models $\{\theta_{-k}^{\text{ul}}\}_{k=1}^N$ are constructed, attribution for any generated sample requires only evaluating the ELBO under each pre-computed unlearned model, without re-running the unlearning process.

4.2. GUDA: Unlearning-based Approximation of Counterfactual Models

GUDA approximates the counterfactual model $\theta_{-k}^{\text{logo}}$ by applying machine unlearning to the full-data model θ^{full} , rather than retraining from scratch.

Algorithm 1 GUDA Framework for Group Attribution

```

1: Input: Full-data model  $\theta^{\text{full}}$ , group partition  $\{\mathcal{D}_k\}_{k=1}^N$ ,
   query sample  $(x_0, c)$  (set  $c = \emptyset$  for unconditional),
   unlearning operator  $\mathcal{U}$ 
2: Output: Group attribution scores
    $\{\text{GUDA}_k(x_0, c)\}_{k=1}^N$ 
3: // Precompute counterfactual models (can be done once
   in advance)
4: for each group  $k = 1, \dots, N$  do
5:    $\theta_{-k}^{\text{ul}} \leftarrow \mathcal{U}(\theta^{\text{full}}, \mathcal{D}_k, \mathcal{D}_{-k})$ 
   // Sec. 4.2.1 (GUDA-U) or Sec. 4.2.2 (GUDA-C)
6: end for
7: // Compute scoring rule difference for query (Eq. (5))
8: for each group  $k = 1, \dots, N$  do
9:    $\text{GUDA}_k(x_0, c) \leftarrow \text{ELBO}(x_0|c; \theta^{\text{full}}) - \text{ELBO}(x_0|c; \theta_{-k}^{\text{ul}})$ 
10: end for
11: return  $\{\text{GUDA}_k(x_0, c)\}_{k=1}^N$ 
    
```

Attribution score. Given an approximate counterfactual model θ_{-k}^{ul} , GUDA measures group influence using the same scoring-rule difference as LOGOA:

$$\text{GUDA}_k(x_0, c) = \text{ELBO}(x_0|c; \theta^{\text{full}}) - \text{ELBO}(x_0|c; \theta_{-k}^{\text{ul}}). \quad (5)$$

The key question is how to efficiently obtain θ_{-k}^{ul} that approximates the counterfactual target $\theta_{-k}^{\text{logo}}$.

Unlearning as counterfactual approximation. Unlearning provides a natural tool for approximating $\theta_{-k}^{\text{logo}}$: starting from θ^{full} and selectively removing group k 's influence through fine-tuning. We denote the unlearning operator as $\theta_{-k}^{\text{ul}} = \mathcal{U}(\theta^{\text{full}}, \mathcal{D}_k, \mathcal{D}_{-k})$. Various unlearning methods have been proposed with diverse loss formulations (Gandikota et al., 2023; Wu et al., 2025; Shi et al., 2025). Following common practice in the literature, we structure the objective as:

$$\mathcal{L}_{\text{unlearn}} = \mathcal{L}_{\text{forget}} + \lambda_{\text{pres}} \mathcal{L}_{\text{preserve}}, \quad (6)$$

where $\mathcal{L}_{\text{forget}}$ removes group k 's influence and $\mathcal{L}_{\text{preserve}}$ maintains performance on the retain set, both terms will be instantiated in Sec. 4.2.1–4.2.2. We emphasize that GUDA uses unlearning as a *computational approximation*, not as a certified deletion mechanism.

Common preservation term. For both unconditional and conditional settings, we adopt a score-matching preservation loss inspired by Chen et al. (2025):

$$\mathcal{L}_{\text{preserve}} = \mathbb{E}_{(x,c) \sim \mathcal{D}_{-k}, t, \varepsilon} [\|\epsilon_{\theta}(x_t, t, c) - \epsilon_{\theta^{\text{full}}}(x_t, t, c)\|_2^2], \quad (7)$$

where θ^{full} is frozen. This encourages the unlearned model to match the original model's score predictions on retain-

set samples, preventing catastrophic forgetting. The key difference between settings lies in $\mathcal{L}_{\text{forget}}$, detailed below.

4.2.1. GUDA-U: UNCONDITIONAL GENERATION VIA RETRACK-BASED REDIRECTION

For unconditional diffusion, the counterfactual model corresponds to training on \mathcal{D}_{-k} with the standard noise-prediction objective.

Core idea: importance-weighted redirection. ReTrack (Shi et al., 2025) provides a principled approach to approximate this objective. The key insight is that when we denoise a noisy forget-set sample $x_0^{(f)} \in \mathcal{D}_k$, we can *redirect* the denoising target toward nearby samples in \mathcal{D}_{-k} , weighted by their proximity under the forward diffusion process.

Specifically, for a noised latent x_t derived from $x_0^{(f)}$, each retain-set sample $x_0^{(r)} \in \mathcal{D}_{-k}$ contributes with weight proportional to $q_t(x_t|x_0^{(r)})$, which represents the probability that x_t could have originated from $x_0^{(r)}$. The forget loss trains the model toward an importance-weighted target:

$$\mathcal{L}_{\text{forget}}^{(\text{U})} = \mathbb{E}_{x_0^{(f)} \sim \mathcal{D}_k, t, x_t} [\|\epsilon_{\theta}(x_t, t) - \bar{\varepsilon}_t(x_t)\|_2^2], \quad (8)$$

where $\bar{\varepsilon}_t(x_t) = \sum_{x_0^{(r)} \in \mathcal{D}_{-k}} w_t(x_t; x_0^{(r)}) \cdot (x_t - \sqrt{\bar{\alpha}_t} x_0^{(r)}) / \sigma_t$ with importance weights $w_t(x_t; x_0^{(r)}) \propto q_t(x_t|x_0^{(r)})$ normalized over \mathcal{D}_{-k} , and $(\bar{\alpha}_t, \sigma_t)$ are diffusion schedule parameters (see Appendix A.1).

Theoretical justification and practical approximation. The full (untruncated) objective equals the retain-only training objective in expectation, meaning it targets the same counterfactual model $\theta_{-k}^{\text{logo}}$ as LOGO retraining. Since the weights decay exponentially with distance, the sum can be truncated to the K nearest neighbors for computational efficiency, though this introduces controlled bias that diminishes as K increases (see Appendix A.1).

4.2.2. GUDA-C: CONDITIONAL TEXT-TO-IMAGE VIA WEIGHTED STYLE-SELECTION ANCHORS

In conditional text-to-image diffusion, groups can be defined by artists, object categories, or visual concepts. We focus on *artistic styles*, which also enables LOGO-based oracle evaluation. Our counterfactual question is: *how would the model's conditional predictions change if style k were absent from training?*

Why a naive conditional extension of ReTrack fails. ReTrack's justification in the unconditional setting is that the retain-only (LOGO) objective can be rewritten as a denoising problem, where the optimal target is the posterior mean over the retain set. This rewrite only changes *how we sample* x_t while keeping the training domain unchanged, since

there is no conditioning variable.

In the conditional setting, however, the LOGO target is $\mathcal{L}_{\text{ret}}^{(C)}(\theta) = \mathbb{E}_{(x_0, c) \sim \mathcal{D}_{-k}, t, \varepsilon} [\|\epsilon_\theta(x_t, t, c) - \varepsilon\|_2^2]$, so removing style k shifts not only the image distribution but also the *prompt* distribution. Prompts containing style k (i.e., c_f) are out-of-support under retain-only training, meaning that a ReTrack-style posterior target conditioned on c_f is not well-defined.

Therefore, to construct a conditional analogue, we must (i) map the forget condition to an on-distribution retain-only condition, and (ii) keep it compatible with the current noisy latent x_t from a forget image.

Anchor construction (keep content, swap style). Given a forget pair $(x_f, c_f) \sim \mathcal{D}_k$, we construct an anchor condition c_a by keeping the content in c_f fixed and replacing only the style description. Concretely, we sample a retain style $s \in \mathcal{S}_{\text{retain}}$ (excluding k) from a CLIP-similarity-weighted distribution $\pi_s(\cdot|c_f)$, then synthesize a prompt that combines the original content with descriptors from s (Appendix B.1). For instance, redirecting Abstractionism \rightarrow Artist Sketch replaces style descriptors: *dynamic forms, energetic, energetic composition* \rightarrow *grayscale, sketchy, soft shading*. This yields anchors whose prompts lie in the retain prompt distribution, while remaining semantically compatible with the forget content.

Forget loss via anchor redirection. We train the unlearned model to match the frozen full model’s prediction under the anchor condition:

$$\mathcal{L}_{\text{forget}}^{(C)} = \mathbb{E}_{(x_f, c_f) \sim \mathcal{D}_k, t, \varepsilon, c_a \sim \mathcal{A}_{\text{WSS}}(c_f)} [\|\epsilon_\theta(x_t, t, c_f) - \epsilon_{\theta^{\text{full}}}(x_t, t, c_a)\|_2^2], \quad (9)$$

where θ^{full} is frozen and \mathcal{A}_{WSS} denotes the weighted style-selection anchor. Specifically, $\mathcal{A}_{\text{WSS}}(c_f)$ samples a retain style $s \in \mathcal{S}_{\text{retain}}$ from the CLIP-weighted distribution $\pi_s(s|c_f)$ and synthesizes c_a by keeping the content in c_f while replacing only the style descriptors with those of s (Appendix B.1).

4.3. Computational Cost Analysis

LOGOA requires training $N + 1$ models from scratch (one full-data model plus N leave-one-group-out models), while GUDA trains the full-data model once and performs lightweight unlearning fine-tuning for each group. The unlearned models can be precomputed and reused: query-time evaluation requires only ELBO computation under each counterfactual model, without per-example bookkeeping. Wall-clock timing results are reported in Tab. 1 (CIFAR-10) and Tab. 2 (UnlearnCanvas).

5. Experiments

We validate our framework in two experiments. First, we conduct preliminary validation on CIFAR-10 to establish proof of concept for group-wise attribution. Second, we perform evaluation on artistic style attribution using the UnlearnCanvas dataset (Zhang et al., 2024b) with Stable Diffusion 1.5 (Rombach et al., 2021), demonstrating practical applicability to modern text-to-image models. In addition to attribution accuracy, we report wall-clock time for end-to-end cost (preprocessing plus query-time), which is critical for scaling to many groups. Full details are provided in the Appendix.

Evaluation design. Our primary goal is to identify the most influential groups (the head), the key practical use case. We therefore emphasize head-focused evaluation metrics (e.g., NDCG@3, MRR, Top-1), which measure whether methods identify primary influences (definitions in Appendix C.2). We also report Spearman correlation as a full-ranking measure, though it weights all positions equally, including the less informative tail.

5.1. Proof of Concept for Group-wise Attribution on CIFAR-10

5.1.1. MOTIVATION

We first validate on CIFAR-10, whose 10 separable classes enable systematic comparison against LOGO without semantic overlap. This addresses whether unlearning-based approximation outperforms existing attribution methods when ground truth is well-defined.

5.1.2. SETUP

We trained an all-group model on CIFAR-10, 10 LOGO models excluding one class each, and 10 unlearned models using the ReTrack forget loss (Sec. 4.2.1) combined with the common score-matching preservation loss (Eq. (7)). For comparison, we also created unlearned models using the ESD forget loss (Gandikota et al., 2023) with the same preservation term, and evaluated gradient-based attribution methods (DAS (Lin et al., 2025), D-TRAK (Zheng et al., 2023), TRAK (Park et al., 2023)). For DAS, D-TRAK, and TRAK, we aggregated instance-level scores to obtain group-level attribution; ablations on aggregation strategies are provided in Appendix D.2. We generated 2,048 samples from θ^{full} and computed attribution scores for all methods.

5.1.3. RESULTS AND MAIN OBSERVATIONS

Table 1 presents the results. GUDA (ReTrack) achieves the strongest performance on most metrics: **72.7% top-1 agreement** and NDCG@3 of 0.677, substantially outperforming all baselines. Key observations include:

Table 1. Group-wise attribution results and wall-clock time on CIFAR-10 (10 classes, 2,048 queries). Best in **bold**; \uparrow higher is better. Times in hours:minutes format (h:mm).

Method	Top-1 \uparrow	MRR \uparrow	NDCG@3 \uparrow	Top-3 \uparrow	RBO \uparrow	Spearman \uparrow	Preproc.	Query	Total
GUDA (Ours)	0.727	0.798	0.677	0.475	0.423	0.265	1:07	0:55	2:02
GUDA w/ ESD	0.619	0.732	0.634	0.457	0.406	0.241	0:38	0:55	1:33
CLIPA	0.662	0.755	0.646	0.462	0.412	0.246	~00:01	~00:01	~00:01
DAS (Lin et al., 2025)	0.716	0.794	0.675	0.473	0.422	0.267	28:47	6:36	35:24
D-TRAK (Zheng et al., 2023)	0.609	0.731	0.639	0.466	0.409	0.258	23:43	6:47	30:30
TRAK (Park et al., 2023)	0.118	0.313	0.317	0.313	0.309	0.030	24:15	6:43	30:58
LOGOA (oracle)	—						206:52	0:55	207:47

Table 2. Group-wise attribution results and wall-clock time on UnlearnCanvas (16 styles, 320 queries). Models are trained/unlearned in a 60-style setting; attribution is evaluated over 16 target styles. Best in **bold**; \uparrow higher is better. Times in hours:minutes format (h:mm).

Method	Top-1 \uparrow	MRR \uparrow	NDCG@3 \uparrow	Top-3 \uparrow	RBO \uparrow	Spearman \uparrow	Preproc.	Query	Total
GUDA (Ours)	0.456	0.582	0.734	0.405	0.446	0.239	7:18	1:36	8:54
CLIPA	0.338	0.467	0.672	0.291	0.393	0.117	~00:01	~00:01	~00:01
Wang et al. (Wang et al., 2024)	0.047	0.214	0.588	0.249	0.355	0.147	2:22	156:11	158:33
LOGOA (oracle)	—						43:15	2:53	46:08

(1) Unlearning method matters. GUDA with the ReTrack forget loss outperforms GUDA with the ESD forget loss (72.7% versus 61.9% top-1), validating our choice of the ReTrack forget loss based on its theoretical connection to LOGO retraining through importance sampling (Appendix A.1).

(2) Semantic similarity is insufficient. CLIPA achieves 66.2% top-1 agreement, which is reasonable but substantially below GUDA. This gap demonstrates that similarity in embedding space does not fully capture causal training influence, even when classes are visually distinct.

(3) Gradient-based methods struggle. D-TRAK achieves only 60.9% top-1 agreement, below GUDA and CLIPA. TRAK performs near random (11.8% top-1 versus 10% chance), likely due to limitations in adapting influence functions to unconditional generative models.

Computational efficiency. Table 1 shows wall-clock time for the 2,048-query CIFAR-10 experiment. The key finding is that GUDA achieves a $\sim 100\times$ wall-clock speedup over the LOGO oracle (2h 02m vs. 207h 47m total). This speedup arises because unlearning requires only $\sim 1/120$ of the optimization steps compared to full retraining from scratch (20 epochs vs. 2,400 epochs). Compared to gradient-based DAS, GUDA also offers faster query-time evaluation (1.6s vs. 11.6s per image), making it more practical for large-scale attribution tasks. Detailed timing breakdown is provided in Appendix D.3.

5.1.4. IMPLICATION

These results validate unlearning-based counterfactual approximation when groups are clearly separable. GUDA consistently outperforms both gradient-based methods and semantic similarity baselines on head metrics, demonstrating that directly targeting the group-removal counterfactual is more effective than aggregating instance-level attributions.

However, CIFAR-10 lacks two challenges inherent to practical text-to-image attribution: (i) *conditioning*, where attribution depends on the interaction between an image and its prompt, and (ii) *prompt shift*, where evaluation prompts differ from training prompts. To study these effects while retaining oracle-based evaluation, we next consider a text-to-image benchmark with controlled LOGO comparisons that introduces these challenges.

5.2. Artistic Style Attribution on UnlearnCanvas

5.2.1. MOTIVATION AND SETUP

We use UnlearnCanvas (Zhang et al., 2024b) with Stable Diffusion 1.5, balancing two requirements: (i) it is structured enough to support LOGO-style oracle evaluation via shared object categories across styles, and (ii) it captures key practical aspects of text-to-image attribution, including multimodal conditioning and prompt distribution shift at inference time.

We fine-tuned SD 1.5 on all 60 artistic styles from UnlearnCanvas to obtain θ^{full} . For computational feasibility, we evaluate attribution on 16 representative styles selected al-

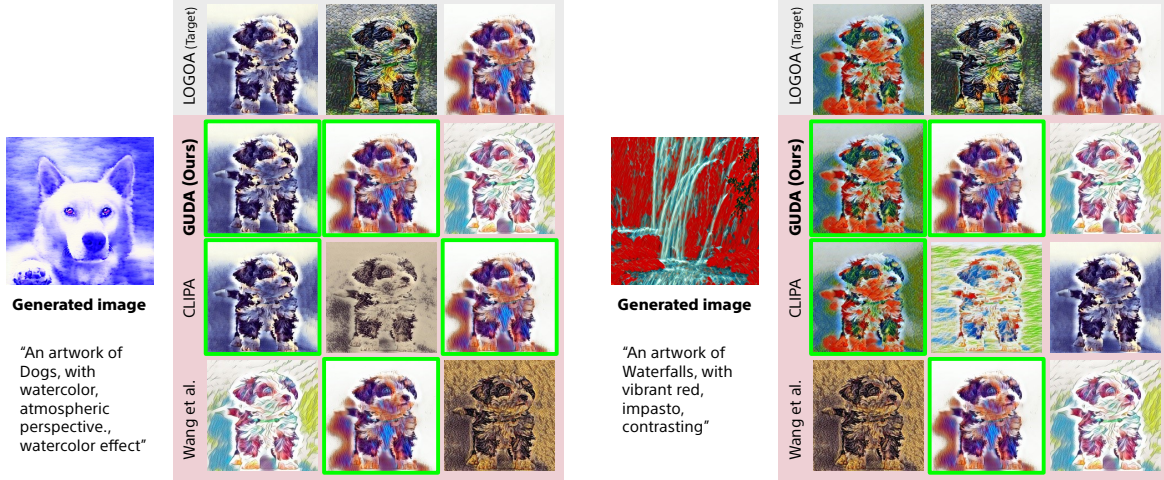


Figure 2. Qualitative comparison of group-wise attribution methods on UnlearnCanvas. For two generated images, we show the top-3 attributed styles for each method. Each row corresponds to: LOGOA (oracle target), GUDA (Ours), CLIPA, and Wang et al.. Representative training images from each attributed style are displayed. Green boxes indicate agreement with the LOGOA top-3 styles.

phabetically. Each LOGO model $\theta_{-k}^{\text{logo}}$ is trained on 59 styles excluding target style k , and each unlearned model θ_{-k}^{ul} is obtained by unlearning style k from θ^{full} ; both retain the remaining 59 styles. All attribution metrics are computed over this 16-style evaluation subset. Accordingly, for UnlearnCanvas, we construct LOGO oracles by fine-tuning from the same SD 1.5 checkpoint as θ^{full} (rather than training from scratch), reflecting standard practice and computational realism for large pretrained diffusion models.

To prevent reliance on superficial prompt cues, we do not use the prompts provided with UnlearnCanvas (e.g., “A Dogs image in Abstractionism style”). Instead, we construct a new prompt set for more practical evaluation (e.g., “A depiction of Dogs, artistic style featuring energetic composition, impasto, dynamic forms”). See Appendix C.2.3 for details.

5.2.2. RESULTS

Table 2 presents the central result. GUDA achieves **45.6% top-1 agreement**, outperforming CLIPA (33.8%) and Wang et al. (2024) (4.7%). Beyond exact top-1 matches, GUDA more closely tracks the LOGOA head: it improves **Top-3 overlap to 0.405** and achieves the best **NDCG@3 (0.734)** and **RBO (0.446)** among all methods, indicating stronger agreement on the most influential styles. Notably, GUDA also achieves the highest Spearman correlation (0.239), suggesting improved full-ranking alignment with LOGOA beyond just head performance.

Qualitative results. Figure 2 shows two representative examples. GUDA and CLIPA detect relatively high-ranked styles, while Wang et al.’s method deviates from LOGOA’s target style.

5.2.3. WHY HEAD-FOCUSED METRICS MATTER

Full-ranking correlation can obscure failures on the head; for example, Wang et al. achieve higher Spearman correlation than CLIPA (0.147 vs. 0.117) despite near-random Top-1 agreement (4.7%), since Spearman weights all ranks equally and can reward tail agreement. Therefore, we emphasize Top- k metrics as the primary evaluation criterion to reflect correctness on the most influential groups.

5.2.4. DISCUSSION

These results reveal two key insights. First, semantic similarity does not fully capture causal training influence for head identification. While CLIPA achieves competitive performance on some rank-based metrics (e.g., NDCG@3), GUDA substantially outperforms it on head-identification metrics (Top-1, MRR, RBO). CLIPA measures visual similarity; GUDA measures counterfactual influence through data removal.

Second, instance-level attribution methods do not scale efficiently to group attribution, both conceptually and computationally. On CIFAR-10, gradient-based methods (D-TRAK, TRAK) underperformed even the similarity baseline. On UnlearnCanvas, Wang et al.’s approach, which unlearns a synthesized image to compute loss-based rankings, performs near random, suggesting that instance-level unlearning signals do not capture group-level counterfactual effects.

6. Conclusion

We propose GUDA (Group Unlearning-based Data Attribution), a framework for group-wise data attribution that approximates expensive LOGO retraining through machine un-

learning. Our experiments on CIFAR-10 and artistic style attribution demonstrate that GUDA substantially outperforms semantic similarity baselines and prior unlearning-based methods on identifying primary influences, while reducing wall-clock time compared to both LOGO retraining and instance-level attribution methods (Tab. 1, 2). The framework adapts to different generation settings by choosing suitable unlearning objectives, opening avenues for scalable group-level understanding of generative models.

Impact Statement

This paper presents work whose goal is to advance the field of machine learning, specifically training data attribution for generative models.

Positive Societal Impacts: Our method enables more accurate identification of which training data groups contributed to generated outputs, which could support fair compensation systems for artists and data providers, improve model transparency, and facilitate debugging of problematic data sources.

Potential Risks: While our method focuses on group-level attribution, improved attribution techniques could potentially be extended to identify specific training examples, raising privacy considerations. Additionally, attribution methods could be used in content disputes, which may support legitimate copyright claims but could also lead to unintended legal consequences.

Limitations: Our experiments focus on artistic styles and object classes; extending to other group definitions would require careful consideration of fairness implications.

We believe the benefits for transparency and accountability outweigh the potential risks, but encourage responsible deployment.

References

- Bai, S., Chen, K., et al. Qwen2.5-vl technical report. *arXiv preprint arXiv:2502.13923*, 2025.
- Basu, S., You, X., and Feizi, S. On second-order group influence functions for black-box predictions. In *International Conference on Machine Learning*, pp. 715–724, 2020.
- Bourtole, L., Chandrasekaran, V., Choquette-Choo, C. A., Jia, H., Travers, A., Zhang, B., Lie, D., and Papernot, N. Machine unlearning. *arXiv preprint arXiv:1912.03817*, 2019.
- Carlini, N., Hayes, J., Nasr, M., Jagielski, M., Sehwag, V., Tramèr, F., Balle, B., Ippolito, D., and Wallace, E. Extracting training data from diffusion models. *arXiv preprint arXiv:2301.13188*, 2023.
- Chen, T., Zhang, S., and Zhou, M. Score forgetting distillation: A swift, data-free method for machine unlearning in diffusion models. In *The Thirteenth International Conference on Learning Representations*, 2025. URL <https://openreview.net/forum?id=gjwhDHeAsz>.
- Clark, K. and Jaini, P. Text-to-image diffusion models are zero shot classifiers. In *Thirty-seventh Conference on Neural Information Processing Systems*, 2023. URL <https://openreview.net/forum?id=fxNQJVMwK2>.
- Dai, Z. and Gifford, D. K. Training data attribution for diffusion models. *arXiv preprint arXiv:2306.02174*, 2023.
- Gandikota, R., Materzynska, J., Fiotto-Kaufman, J., and Bau, D. Erasing concepts from diffusion models. *arXiv preprint arXiv:2303.07345*, 2023.
- Ghorbani, A. and Zou, J. Data shapley: Equitable valuation of data for machine learning. In *Proceedings of the 36th International Conference on Machine Learning*, 2019a.
- Ghorbani, A. and Zou, J. Equitable valuation of data for machine learning. *arXiv preprint arXiv:1904.02868*, 2019b.
- Ginart, A., Guan, M. Y., Valiant, G., and Zou, J. Making AI forget you: Data deletion in machine learning. *arXiv preprint arXiv:1907.05012*, 2019.
- Henderson, P., Li, X., Jurafsky, D., Hashimoto, T., Lemley, M. A., and Liang, P. Foundation models and fair use. *Journal of Machine Learning Research*, 24(400):1–79, 2023.
- Ho, J., Jain, A., and Abbeel, P. Denoising diffusion probabilistic models. *arXiv preprint arXiv:2006.11239*, 2020.
- Hu, Y., Hu, P., Zhao, H., and Ma, J. Most influential subset selection: Challenges, promises, and beyond. In *The Thirty-eighth Annual Conference on Neural Information Processing Systems*, 2024. URL <https://openreview.net/forum?id=qWi33pPecC>.
- Järvelin, K. and Kekäläinen, J. Cumulated gain-based evaluation of IR techniques. *ACM Transactions on Information Systems*, 20(4):422–446, 2002.
- Koh, P. W. and Liang, P. Understanding black-box predictions via influence functions. *arXiv preprint arXiv:1703.04730*, 2017.
- Koh, P. W., Ang, K.-S., Teo, H., and Liang, P. On the accuracy of influence functions for measuring group effects. In *Advances in Neural Information Processing Systems*, 2019.

- Li, A. C., Prabhudesai, M., Duggal, S., Brown, E., and Pathak, D. Your diffusion model is secretly a zero-shot classifier. In *Proceedings of the IEEE/CVF International Conference on Computer Vision*, pp. 2206–2217, 2023.
- Lin, J., Tao, L., Dong, M., and Xu, C. Diffusion attribution score: Evaluating training data influence in diffusion model. In *The Thirteenth International Conference on Learning Representations*, 2025. URL <https://openreview.net/forum?id=kuutidLf6R>.
- Lu, M., Lin, C., Kim, C., and Lee, S.-I. An efficient framework for crediting data contributors of diffusion models. In *The Thirteenth International Conference on Learning Representations*, 2025. URL <https://openreview.net/forum?id=9EqQC2ct4H>.
- Nguyen, T. T., Huynh, T. T., Ren, Z., Nguyen, P. L., Liew, A. W.-C., Yin, H., and Nguyen, Q. V. H. A survey of machine unlearning. *arXiv preprint arXiv:2209.02299*, 2022.
- Park, S. M., Georgiev, K., Ilyas, A., Leclerc, G., and Madry, A. Trak: Attributing model behavior at scale. *arXiv preprint arXiv:2303.14186*, 2023.
- Pruthi, G., Liu, F., Kale, S., and Sundararajan, M. Estimating training data influence by tracing gradient descent. *arXiv preprint arXiv:2002.08484*, 2020.
- Radford, A., Kim, J. W., Hallacy, C., Ramesh, A., Goh, G., Agarwal, S., Sastry, G., Askell, A., Mishkin, P., Clark, J., et al. Learning transferable visual models from natural language supervision. In *International conference on machine learning*, pp. 8748–8763. PMLR, 2021.
- Rombach, R., Blattmann, A., Lorenz, D., Esser, P., and Ommer, B. High-resolution image synthesis with latent diffusion models. *arXiv preprint arXiv:2112.10752*, 2021.
- Schoch, S., Xu, H., and Ji, Y. Cs-shapley: Class-wise shapley values for data valuation in classification. In *Advances in Neural Information Processing Systems*, 2022.
- Shi, Q., Jin, C., Zhang, J., and Gu, Y. Retrack: Data unlearning in diffusion models through redirecting the denoising trajectory. *arXiv preprint arXiv:2509.13007*, 2025.
- Song, Y., Sohl-Dickstein, J., Kingma, D. P., Kumar, A., Ermon, S., and Poole, B. Score-based generative modeling through stochastic differential equations. In *International Conference on Learning Representations*, 2021. URL <https://openreview.net/forum?id=PxTIG12RRHS>.
- von Platen, P., Patil, S., Lozhkov, A., Cuenca, P., Lambert, N., Rasul, K., Davaadorj, M., Nair, D., Paul, S., Berman, W., Xu, Y., Liu, S., and Wolf, T. Diffusers: State-of-the-art diffusion models. <https://github.com/huggingface/diffusers>, 2022.
- Wang, S.-Y., Efros, A. A., Zhu, J.-Y., and Zhang, R. Evaluating data attribution for text-to-image models. In *Proceedings of the IEEE/CVF International Conference on Computer Vision*, pp. 7192–7203, 2023.
- Wang, S.-Y., Hertzmann, A., Efros, A., Zhu, J.-Y., and Zhang, R. Data attribution for text-to-image models by unlearning synthesized images. *Advances in Neural Information Processing Systems*, 37:4235–4266, 2024.
- Webber, W., Moffat, A., and Zobel, J. A similarity measure for indefinite rankings. *ACM Transactions on Information Systems (TOIS)*, 28(4):1–38, 2010.
- Wu, J., Le, T., Hayat, M., and Harandi, M. Erasing undesirable influence in diffusion models. In *Proceedings of the Computer Vision and Pattern Recognition Conference*, pp. 28263–28273, 2025.
- Zhang, G., Wang, K., Xu, X., Wang, Z., and Shi, H. Forget-me-not: Learning to forget in text-to-image diffusion models. In *2024 IEEE/CVF Conference on Computer Vision and Pattern Recognition Workshops (CVPRW)*, pp. 1755–1764. IEEE, 2024a.
- Zhang, Y., Fan, C., Zhang, Y., Yao, Y., Jia, J., Liu, J., Zhang, G., Liu, G., Kompella, R. R., Liu, X., and Liu, S. Unlearn-canvas: A stylized image dataset for enhanced machine unlearning evaluation in diffusion models. *arXiv preprint arXiv:2402.11846*, 2024b.
- Zheng, X., Pang, T., Du, C., Jiang, J., and Lin, M. Intriguing properties of data attribution on diffusion models. *arXiv preprint arXiv:2311.00500*, 2023.

A. Theoretical Foundations

A.1. ReTrack: Theoretical Foundation for GUDA-U

This appendix explains why ReTrack-style redirection is a theoretically aligned choice for approximating the LOGO counterfactual in the unconditional setting. The key point is that ReTrack is not an ad-hoc “erase” objective: Before approximation, it can be derived as an *unbiased* reformulation of the retain-only diffusion training objective (i.e., the LOGO target), and its practical k-NN form follows from exponential weight decay.

Setup and the LOGO target (retain-only training). Fix a group k to remove. Let $\mathcal{D}_{\text{ret}} := \mathcal{D}_{-k}$ and $\mathcal{D}_{\text{for}} := \mathcal{D}_k$. For an unconditional ϵ -prediction diffusion model, the LOGO counterfactual $\theta_{-k}^{\text{logo}}$ corresponds to minimizing the standard diffusion loss over the retain set:

$$\theta_{-k}^{\text{logo}} \in \arg \min_{\theta} L_{\text{ret}}(\theta), \quad L_{\text{ret}}(\theta) := \mathbb{E}_{x_0 \sim \mathcal{D}_{\text{ret}}, t, \varepsilon} \left[\|\epsilon_{\theta}(x_t, t) - \varepsilon\|_2^2 \right], \quad (10)$$

where $x_t = \sqrt{\bar{\alpha}_t}x_0 + \sigma_t\varepsilon$ and $(\bar{\alpha}_t, \sigma_t)$ follow the forward diffusion schedule.

An unbiased reformulation via importance sampling (ReTrack’s core idea). Define the *retain-mixture* density at timestep t :

$$p_{\text{ret},t}(x_t) := \frac{1}{|\mathcal{D}_{\text{ret}}|} \sum_{x_0^{(r)} \in \mathcal{D}_{\text{ret}}} q_t(x_t | x_0^{(r)}), \quad (11)$$

and analogously the *forget-mixture* density $p_{\text{for},t}(x_t) := \frac{1}{|\mathcal{D}_{\text{for}}|} \sum_{x_0^{(f)} \in \mathcal{D}_{\text{for}}} q_t(x_t | x_0^{(f)})$. Sampling (x_0, t, ε) from the retain set in (10) is equivalent to sampling $x_t \sim p_{\text{ret},t}$ and then sampling the “source” retain example from the posterior

$$\pi_t(x_0^{(r)} | x_t) = \frac{q_t(x_t | x_0^{(r)})}{\sum_{x_0^{(r)'} \in \mathcal{D}_{\text{ret}}} q_t(x_t | x_0^{(r)'})} \quad (\text{uniform prior over } \mathcal{D}_{\text{ret}}). \quad (12)$$

Using $\varepsilon = (x_t - \sqrt{\bar{\alpha}_t}x_0)/\sigma_t$, the conditional expectation of the training target given x_t under this posterior becomes

$$\bar{\varepsilon}_t(x_t) := \mathbb{E}_{x_0^{(r)} \sim \pi_t(\cdot | x_t)} \left[\frac{x_t - \sqrt{\bar{\alpha}_t}x_0^{(r)}}{\sigma_t} \right] = \sum_{x_0^{(r)} \in \mathcal{D}_{\text{ret}}} w_t(x_t; x_0^{(r)}) \cdot \frac{x_t - \sqrt{\bar{\alpha}_t}x_0^{(r)}}{\sigma_t}, \quad (13)$$

where $w_t(\cdot)$ is exactly the normalized weight in (12). Then the retain-only objective can be written as

$$L_{\text{ret}}(\theta) = \mathbb{E}_{t, x_t \sim p_{\text{ret},t}} \left[\|\epsilon_{\theta}(x_t, t) - \bar{\varepsilon}_t(x_t)\|_2^2 \right] + (\text{variance term independent of } \theta). \quad (14)$$

ReTrack’s step is to change *how we sample* x_t without changing the target objective: sample x_t from $p_{\text{for},t}$ (thus focusing training near forget data), and rewrite the retain-only loss using the same posterior weights w_t but under forget-set sampling. This yields the unbiased reformulation used by ReTrack:

$$L_{\text{unlearn}}(\theta) := \mathbb{E}_{t, x_0^{(f)} \sim \mathcal{D}_{\text{for}}, x_t \sim q_t(\cdot | x_0^{(f)})} \left[\sum_{x_0^{(r)} \in \mathcal{D}_{\text{ret}}} w_t(x_t; x_0^{(r)}) \left\| \epsilon_{\theta}(x_t, t) - \frac{x_t - \sqrt{\bar{\alpha}_t}x_0^{(r)}}{\sigma_t} \right\|_2^2 \right], \quad (15)$$

which is equivalent to $L_{\text{ret}}(\theta)$ up to the same θ -independent variance term in (14). In other words, before approximation, this reformulation targets the same retain-only objective as LOGO retraining in the idealized limit.

k-NN truncation from exponential weight decay (practical ReTrack). Directly evaluating (13) is expensive because it sums over all retain samples. However, since $q_t(x_t | x_0)$ is Gaussian,

$$w_t(x_t; x_0^{(r)}) \propto q_t(x_t | x_0^{(r)}) \propto \exp \left(-\frac{\|x_t - \sqrt{\bar{\alpha}_t}x_0^{(r)}\|_2^2}{2\sigma_t^2} \right), \quad (16)$$

so weights decay exponentially with distance. Therefore $\bar{\varepsilon}_t(x_t)$ is well-approximated by retaining only the top- K largest-weight terms, which correspond to the K nearest neighbors under the Gaussian kernel induced by q_t in \mathcal{D}_{ret} . This produces ReTrack’s interpretable redirection rule: “a noisy point generated from a forget example is trained to denoise toward nearby retain examples.”

Preservation / distillation term and deviation from the exact theory. The unbiased equivalence to LOGO holds for the *full* objective (without truncation and with sufficient optimization). In practice, three approximations are introduced: (i) K -NN truncation in (13), (ii) finite-step fine-tuning, and (iii) an explicit preservation regularizer. ReTrack uses an interpolation with the vanilla retain-set loss as a regularizer; in our implementation we instead use the unified score-matching distillation loss (Eq. (7)), which acts as a stability regularizer that keeps θ_{-k}^{ul} close to θ^{full} on \mathcal{D}_{ret} . This replacement improves stability and makes the preservation mechanism consistent across GUDA-U and GUDA-C, at the cost of introducing a controlled bias away from the exact LOGO optimum.

Takeaway for GUDA-U. Despite these practical approximations, ReTrack remains well-motivated for our purpose: among common unlearning objectives, it is uniquely derived as a (pre-approximation) unbiased reformulation of the retain-only training objective, hence directly aligned with the LOGO counterfactual target. Our paper uses ReTrack as a *computational proxy* for $\theta_{-k}^{\text{logo}}$, and we validate the quality of this approximation empirically against LOGO in the main experiments.

B. Method Details

B.1. Conditional Unlearning Strategy for GUDA-C

For conditional text-to-image models, we implement the anchor construction \mathcal{A}_{WSS} via *weighted style selection*. The goal is to produce anchor conditions that remain compatible with the retain distribution after removing style k , while keeping the content of the forget sample unchanged.

Descriptor extraction and CLIP embedding. Given a forget prompt c_f (from the style-descriptor template described in Appendix C.2.3), we parse (i) the content token (object) o_f and (ii) a set of style descriptors \mathcal{D}_f . We compute a CLIP text embedding for the forget descriptors by averaging descriptor embeddings and L2-normalizing. We denote the resulting embedding by e_f .

Style selection distribution. We pre-compute a CLIP prototype embedding e_s for each style s using that style’s descriptor set. We then define a distribution over retain styles $\mathcal{S}_{\text{retain}}$:

$$\pi_s(s|c_f) = (1 - \eta_{\text{mix}}) \frac{\exp(\tau e_f^\top e_s)}{\sum_{s' \in \mathcal{S}_{\text{retain}}} \exp(\tau e_f^\top e_{s'})} + \eta_{\text{mix}} \frac{1}{|\mathcal{S}_{\text{retain}}|}, \quad (17)$$

where τ controls temperature sharpness and η_{mix} mixes uniform exploration. We set the probability of the forget style to zero by restricting to $\mathcal{S}_{\text{retain}}$.

Prompt synthesis. We sample a retain style $s \sim \pi_s(\cdot|c_f)$ and synthesize an anchor prompt by combining the forget object o_f with a small subset of descriptors from the sampled style:

$$c_a = \text{Synthesize}(o_f, \mathcal{D}_s). \quad (18)$$

In our implementation, we randomly select a fixed number of descriptors (e.g., three) from \mathcal{D}_s to form a style-descriptor prompt, and then encode it with the frozen text encoder to obtain the anchor text embedding. We use the forget latent as the anchor latent ($z_a = z_f$), so the anchor differs only in the conditioning signal while remaining on-distribution with respect to retain-style prompts.

Example forget-to-anchor prompt pairs. Table 13 provides concrete examples of the prompt substitutions produced by the anchor construction. These examples illustrate how style descriptors are replaced while preserving the object/content. The table is placed at the end of the Appendix for readability.

Optimization. We use the common preservation loss (Eq. (7)) with stabilization weight $\lambda_{\text{pres}} = 2.0$, learning rate 1×10^{-6} , and optimize for 2,000 fine-tuning steps per style. This yields an unlearned model that removes the target style’s influence while maintaining retain-style behavior. We set $\tau = 2.0$ and $\eta_{\text{mix}} = 0.1$ based on a hyperparameter sweep over temperature and mixing weight.

Table 3. Model architecture and training configuration.

Parameter	Value
<i>UNet Architecture</i>	
Sample size	32
In / Out channels	3 / 3
Layers per block	3
Block out channels	(128, 256, 256, 256)
Dropout	0.3
Attention resolutions	16, 8
<i>Diffusion Process</i>	
Scheduler	DDPM
Timesteps	4,000
Noise schedule	Squared cosine
Prediction type	ϵ -prediction
Loss function	MSE
<i>Training</i>	
Optimizer	AdamW
Weight decay	10^{-4}
Learning rate	10^{-4}
LR schedule	Cosine (5,000 warmup)
Gradient clipping	1.0
Batch size	256
Epochs	2,400

C. Experimental Setup

Remark on loss weighting conventions. Throughout this paper, we use two different conventions for balancing forget and preservation losses, reflecting the implementations used in our experiments:

- **UnlearnCanvas (conditional setting):** We use $\mathcal{L}_{\text{unlearn}} = \mathcal{L}_{\text{forget}} + \lambda_{\text{pres}} \mathcal{L}_{\text{preserve}}$, where the preservation loss is weighted by $\lambda_{\text{pres}} = 2.0$. This follows the convention in Eq. (6) and is used in all UnlearnCanvas experiments (Sec. 4.2.2, Appendix B.1).
- **CIFAR-10 (unconditional setting):** We use $\mathcal{L}_{\text{unlearn}} = \lambda_{\text{forget}} \mathcal{L}_{\text{forget}} + \mathcal{L}_{\text{preserve}}$, where the forget loss is weighted by $\lambda_{\text{forget}} = 0.03$ for ReTrack (or $\lambda_{\text{forget}} = 0.3$ for ESD), and the preservation loss has unit weight. This is equivalent to the first convention by reparameterization, but reflects the actual implementation used for CIFAR-10.

Both conventions are mathematically equivalent (related by reciprocal transformation), but we report the hyperparameters as they were used in the respective implementations to ensure reproducibility.

C.1. CIFAR-10 Experiments

C.1.1. DATASET AND PREPROCESSING

Unconditional training uses CIFAR-10 train split (50,000 images) for training and test split (10,000 images) for validation. Unlearning uses train split for retain/forget subsets and test split for validation.

C.1.2. MODEL ARCHITECTURE & TRAINING CONFIGURATION

Table 3 summarizes our model architecture and training configuration. We implement our diffusion model using the Diffusers library (von Platen et al., 2022).

Exposure-matched training. In the unconditional setting, the all-group model excludes one random class per epoch to match the expected training set size of LOGO models, while LOGO models exclude a fixed target class throughout training. This ensures fair comparison by equalizing the number of weight updates across models. Evaluation uses epoch 2,400 checkpoints for all models (θ^{full} and all $\theta_{-k}^{\text{logo}}$).

C.1.3. UNLEARNING IMPLEMENTATION

ReTrack unlearning: Uses paired batches (one retain, one forget) per optimization step. Forget loss redirects denoising targets toward k -nearest neighbors ($k = 10$) from the retain set, weighted by importance sampling. Distance is computed in pixel space using Euclidean metric. KL trust-region clipping ($\text{kl_cap}=1.0$) stabilizes training. Retention loss uses teacher-student distillation to preserve retain-set behavior. Hyperparameters: $\lambda_{\text{forget}} = 0.03$, $\text{learning_rate}=1 \times 10^{-5}$, $\text{epochs} = 20$, timestep range restricted to $[2000, 3900]$.

ESD unlearning: Forget loss uses negative guidance with $\text{guidance_weight}=5.0$, requiring both conditional and unconditional models. Retention loss uses distillation with the unconditional teacher model. Hyperparameters: $\lambda_{\text{forget}} = 0.3$, $\text{learning_rate}=3 \times 10^{-5}$, $\text{epochs} = 20$.

Unlearned models: 10 ReTrack models and 10 ESD models created by unlearning each class from the all-group model, using the common score-matching preservation loss (Eq. (7)) in both cases.

C.1.4. GRADIENT-BASED METHOD CONFIGURATION

We reimplemented D-TRAK (Zheng et al., 2023) and TRAK (Park et al., 2023) based on the official D-TRAK repository², adhering to the hyperparameters specified in the original papers.

Feature extraction: Gradients computed for all trainable UNet parameters with respect to per-timestep loss. D-TRAK uses mean-squared L2 norm of predicted noise; TRAK uses MSE between predicted and ground-truth noise.

Timestep sampling: Fixed uniform grid of 10 timesteps over $[0, T)$ with deterministic per-timestep noise seeding for reproducibility.

Random projection: Gaussian random projection to 32,768 dimensions with fixed seed.

Ridge regularization: D-TRAK baseline $\lambda = 1000$; TRAK baseline $\lambda = 100$. We evaluate λ sweep at $0.1 \times$, $1 \times$, and $10 \times$ baseline values.

Group aggregation: We implement multiple aggregation strategies (sum, mean, max, top-k mean) to convert instance-level scores to group-level attribution. The main paper reports sum aggregation; ablations on aggregation strategies are provided in Appendix D.2.

C.1.5. DAS CONFIGURATION

We implement Diffusion Attribution Score (DAS) (Lin et al., 2025) following the DAS1 variant with residual correction and diagonal adjustment.

Feature extraction: Gradients computed for all trainable UNet parameters with respect to per-timestep mean loss. We use 10 uniformly sampled timesteps for feature extraction and project to 32,768 dimensions using Gaussian random projection with fixed seed.

Error (residual) computation: We compute residuals (prediction errors) using 1,000 uniformly sampled timesteps to capture detailed attribution signals across the diffusion process.

Ridge regularization: We evaluate $\lambda \in \{0.1, 0.01, 0.001\}$ and report $\lambda = 0.01$ in the main paper, which provides the best balance between regularization strength and attribution accuracy.

Group aggregation: We implement multiple aggregation strategies (sum, mean, max, median, top-1 mean, top-10 mean) to convert instance-level scores to group-level attribution. The main paper reports mean aggregation ($\lambda = 0.01$); ablations on both λ and aggregation strategies are provided in Appendix D.2.

C.1.6. EVALUATION PROTOCOL

Generated samples: 2,048 images sampled from the all-group model using DDPM sampler with 4,000 inference steps.

ELBO estimation: For each generated image, we compute ELBO via the sum of per-timestep KL divergence between true posterior $q(x_{t-1}|x_t, x_0)$ and model posterior $p_\theta(x_{t-1}|x_t)$. Timesteps are sampled on a uniform grid with stride 10.

²<https://github.com/sail-sg/D-TRAK>

All methods (LOGOA, ReTrack, ESD) are evaluated using the same timestep range $[1, 4000]$ to ensure fair comparison. Variance reduction is achieved by reusing the same per-timestep noise across base and counterfactual models.

CLIPA baseline: Uses CLIP (openai/clip-vit-base-patch32)³ to compute mean embeddings for 100 training images per class. Attribution score is the cosine similarity between generated image embedding and class prototype embedding.

Evaluation metrics: For each generated image, we rank all 10 classes by their attribution scores and compute correlation metrics against the LOGOA gold-standard ranking. We report NDCG@3, MRR, RBO (with $p = 0.9$), Top-1 agreement, and Top-3 set overlap, Spearman correlation across all 2,048 samples.

Qualitative generations under group removal. Figure 3 shows generations from the all-class model paired with LOGOA, ReTrack, and ESD counterfactual models. We use DDIM sampling with 100 steps and identical initial noise, and show removals of class 1 (automobile) and class 7 (horse).

C.2. UnlearnCanvas Experiments

C.2.1. DATASET AND STYLES

The UnlearnCanvas dataset (Zhang et al., 2024b) contains approximately 24,400 images spanning 60 artistic styles plus 400 style-free seed images. Each of the 60 styles includes 400 images (20 objects \times 20 images per object), and an additional 400 seed images (20 objects \times 20 images) without any artistic style are provided. This cross-style correspondence with shared object categories enables fine-grained style attribution analysis. For computational feasibility, we evaluate attribution on 16 representative styles selected alphabetically from the full set. The all-group model θ^{full} is obtained by fine-tuning Stable Diffusion 1.5 (Rombach et al., 2021) on all 60 styles, following the UnlearnCanvas protocol (Zhang et al., 2024b). Each LOGO model $\theta_{-k}^{\text{logo}}$ ($k \in \{1, \dots, 16\}$) is similarly fine-tuned from Stable Diffusion 1.5 on 59 styles (removing only target style k), and each unlearned model θ_{-k}^{ul} is fine-tuned from θ^{full} to remove style k . Thus, the counterfactual models correspond to a 60-style world with one style removed; the 16-style restriction applies only to evaluation (which styles we compute attribution scores for), not to model training.

The 16 selected styles are: Abstractionism, Artist Sketch, Blossom Season, Blue Blooming, Bricks, Byzantine, Cartoon, Cold Warm, Color Fantasy, Comic Etch, Crayon, Crypto Punks, Cubism, Dadaism, Dapple, and Defoliation. These styles are selected alphabetically from the full 60-style set and span diverse visual characteristics.

Dataset structure: Images organized as `{style}/{object}/{idx}.jpg` with 20 object categories (Architectures, Bears, Birds, Butterfly, Cats, Dogs, Fishes, Flame, Flowers, Frogs, Horses, Human, Jellyfish, Rabbits, Sandwiches, Sea, Statues, Towers, Trees, Waterfalls). The dataset is available on HuggingFace⁴.

Preprocessing: All training images resized to 512×512 with center cropping. Horizontal flips applied during training for augmentation. Pixel values normalized to $[-1, 1]$ range. No explicit train/validation split; all images used for training.

C.2.2. TRAINING CONFIGURATION

Base model: Stable Diffusion 1.5 (Rombach et al., 2021) (runwayml/stable-diffusion-v1-5) with frozen text encoder and VAE, full fine-tuning of UNet. Training uses DDPM Scheduler with default configuration and ϵ -prediction type. Loss function is mean squared error between predicted and ground-truth noise.

All-group model: Trained on all 60 styles for 10,000 steps with learning rate 1×10^{-6} (constant schedule, no warmup), batch size 32, gradient accumulation steps 1, mixed precision training (fp16), AdamW optimizer ($\beta_1 = 0.9$, $\beta_2 = 0.999$, weight decay 0.01, $\epsilon = 10^{-8}$), gradient clipping with max norm 1.0. EMA enabled for training stability.

LOGO models: 16 models, each trained on 59 styles (excluding one target style) for 10,000 steps from the base SD 1.5 checkpoint using identical hyperparameters to ensure exposure-matched training conditions. This ensures that each LOGO model receives the same total number of training steps as the all-group model, avoiding confounding from different optimization budgets. No explicit style balancing; dataloader uses standard shuffling over all retain samples.

³<https://huggingface.co/openai/clip-vit-base-patch32>

⁴<https://huggingface.co/datasets/OPTML-Group/UnlearnCanvas>

CIFAR-10 All-class & LOGO models



All class model: θ^{full}



LOGO model (class 1: automobile): $\theta_{-(k=1)}^{\text{logo}}$



LOGO model (class 7: horse): $\theta_{-(k=7)}^{\text{logo}}$

(a) All-class model and LOGO models.

CIFAR-10 All-class & Unlearned models (Retrack)



All class model: θ^{full}



Unlearned model (Retrack, class 1: automobile): $\theta_{-(k=1)}^{\text{ul}}$




Unlearned model (Retrack, class 7: horse): $\theta_{-(k=7)}^{\text{ul}}$

(b) All-class model and ReTrack models.

CIFAR-10 All-class & Unlearned models (ESD)



All class model: θ^{full}



Unlearned model (ESD, class 1: automobile): $\theta_{-(k=1)}^{\text{ul}}$



Unlearned model (ESD, class 7: horse): $\theta_{-(k=7)}^{\text{ul}}$

(c) All-class model and ESD models.

Figure 3. CIFAR-10 generations under group removal. Each panel pairs the all-class model with a counterfactual model trained without class 1 (automobile) or class 7 (horse). We use DDIM with 100 steps and the same initial noise for each pair. The top row shows LOGO models, and the bottom row shows ReTrack and ESD unlearned models.

Remark on the LOGO oracle (implementation). While Sec. 3.3 defines $\theta_{-k}^{\text{logo}}$ as the counterfactual trained on \mathcal{D}_{-k} , in UnlearnCanvas we implement this oracle by fine-tuning from the same SD 1.5 initialization as the full model under an exposure-matched recipe and budget. This yields a practical LOGO proxy appropriate for large pretrained diffusion models, and is the oracle used in our evaluation.

Unlearned models: 16 models created via the conditional unlearning procedure (GUDA-C, Sec. 4.2.2) from the all-group model, using weighted style-selection anchors for redirection. Fine-tuning uses learning rate 1×10^{-6} , batch size 4, and 2,000 optimization steps per style. Forget loss redirects style-specific conditioning toward CLIP-weighted style-selection anchors. Preservation loss uses stabilization weight $\lambda_{\text{pres}} = 2.0$ (Eq. (7)). CLIP prototype embeddings pre-computed




Figure 4. UnlearnCanvas training data examples for the Dogs class across the 16 evaluation styles. Images within the same style exhibit consistent visual characteristics, supporting style-level attribution analysis.



Figure 5. Evaluation images generated by the all-group model using the evaluation prompts. Due to partial descriptor overlap across styles, some generations reflect a dominant style while others exhibit mixed visual characteristics.

using `openai/clip-vit-large-patch14`⁵ with style selection parameters $\tau = 2.0$ (temperature sharpness) and $\eta_{\text{mix}} = 0.1$ (uniform mixing weight for exploration).

C.2.3. TRAINING AND EVALUATION PROMPT DESIGN

To evaluate generalization beyond training distribution, we intentionally introduce distribution shift between training and evaluation prompts. This tests whether attribution methods capture true causal influence of style training data rather than superficial prompt pattern matching.

Motivation for style-descriptor prompts. UnlearnCanvas images were originally captioned with simple templates like “{object} in {style} style”, which conflate style identity (the style name) with visual characteristics. Such prompts are insufficient for attribution evaluation because: (i) they provide minimal stylistic guidance beyond the label, making it difficult to distinguish visual properties from label association, and (ii) they prevent testing whether models learn causal visual features versus memorizing label-content correlations. We therefore construct prompts that describe visual style properties (e.g., brushwork, color palette, lighting) using style-specific descriptors extracted from training images via a vision-language model (Qwen2.5-VL; (Bai et al., 2025)).

Descriptor extraction and filtering. For each style, we sample training images and prompt the vision-language model to generate visual style descriptors while excluding content/object information. Raw descriptors are normalized to canonical forms and filtered via a soft-ranking criterion: $\text{score}(d, s) = \frac{\text{freq}(d, s)}{\text{support}(d)^\alpha}$, where $\text{freq}(d, s)$ is descriptor d ’s occurrence count within style s , $\text{support}(d)$ is the number of styles where d appears at least a minimum frequency threshold, and $\alpha \in (0, 1]$ controls the penalty for cross-style sharing. We use $\alpha = 0.5$ with a maximum support cap of 20 styles, allowing shared atmospheric terms (e.g., “watercolor”, “impasto”) while preserving style distinctiveness. The top-5 scored descriptors per

⁵<https://huggingface.co/openai/clip-vit-large-patch14>

style form the final descriptor vocabulary.

Training prompts. We construct prompts by combining a randomized subject template (e.g., “A detailed view of {object}”, “A depiction of {object}”) with 3 sampled descriptors from the style-specific vocabulary: “{subject}, artistic style featuring {descriptor1}, {descriptor2}, {descriptor3}”. This preserves visual style information while diversifying surface structure to prevent template overfitting.

Evaluation prompts. Evaluation prompts use the same descriptor vocabulary but apply: (i) a different template (“An artwork of {object}, with {shuffled descriptors}”), (ii) complete omission of style names, and (iii) deterministic descriptor-order shuffling via $\text{hash}(\text{style}, \text{object})$ to prevent training-sequence memorization. This ensures attribution methods must rely on understanding causal relationships between training data and model behavior rather than exploiting prompt patterns.

Figure 4 shows example UnlearnCanvas training images for a fixed object class (Dogs) across the 16 evaluation styles, illustrating that images within a style share consistent visual characteristics. Figure 5 shows evaluation images generated by the all-group model using the above evaluation prompts, where descriptor overlap across styles can yield both strongly style-specific generations and images that visually mix multiple styles. Prompt examples are summarized in Table 12 in the Appendix end.

C.2.4. EVALUATION IMAGE GENERATION

We generate 320 evaluation images (20 per style for 16 styles) from the all-group model to assess attribution quality. Generation uses DPMSolverMultistepScheduler with 50 inference steps, guidance scale 7.5, and seed 42 (fixed generator initialization for each image). No negative prompts used. Output images saved at default resolution without explicit height/width specification.

C.2.5. ELBO ESTIMATION PROTOCOL

For each generated image, we compute ELBO via per-timestep KL divergence $\sum_t \text{KL}(q(x_{t-1}|x_t, x_0) || p_\theta(x_{t-1}|x_t))$ between the true posterior (using the generated image as x_0) and the model’s learned reverse process.

Timestep sampling: Uniform grid with stride 10 over $t \in [10, 999]$, yielding 100 timesteps per ELBO computation.

Noise sampling: Single noise sample per timestep, with the same noise reused across all models (all-group, LOGO, unlearned) for variance reduction.

Precision: UNet forward pass uses mixed precision (bf16 via autocast), while VAE and text encoder use fp16. KL divergence computed in fp32 for numerical stability. Note that ELBO computation is latent-space only; VAE likelihood term not included.

C.2.6. BASELINE IMPLEMENTATION DETAILS

LOGOA (gold standard): ELBO difference between all-group model and each LOGO model (Eq. (4)), computed over the timestep grid described above. Positive values indicate that excluding the style reduces the model’s ability to explain the generated image, quantifying the style’s causal contribution.

GUDA: ELBO difference between all-group model and each unlearned model (Eq. (5)), using identical timestep sampling, noise seeding, and precision settings as LOGOA for fair comparison.

CLIPA: Semantic similarity baseline using CLIP (openai/clip-vit-large-patch14) (Radford et al., 2021)⁶. For each style, we precompute mean embeddings from 400 training images. Attribution score is the cosine similarity between the generated image embedding and the style prototype (mean) embedding. This measures semantic association in embedding space rather than causal influence through training.

Wang et al. (2024) baseline: Instance-level unlearning approach adapted for group attribution, reimplemented based on the official repository⁷. We precompute training latents for all images with horizontal flip augmentation (yielding $2\times$ samples per image), using resize to 512 and center crop. Empirical Fisher information computed for cross-attention keys and values over 5 epochs with batch size 16 in fp32 precision. For each generated image, we sample 20 base samples per style (320

⁶<https://huggingface.co/openai/clip-vit-large-patch14>

⁷<https://github.com/peterwang512/AttributeByUnlearning>

total) with flipped versions (640 total), using per-sample noise seeding based on global index. Unlearning hyperparameters: learning rate 0.1, 100 steps, 10 time samples per forward pass. Attribution computed at checkpoints [10, 25, 50, 100] steps. Instance-level influences aggregated to style-level by summing within each style group (flip variants combined via max operation).

C.3. Evaluation Metrics

We evaluate attribution quality using multiple metrics that capture different aspects of ranking agreement with the LOGOA gold standard. These metrics are selected to emphasize correctness at the top of the ranking, as identifying the most influential groups matters most for practical applications (copyright assessment, fair compensation, model debugging).

C.3.1. TOP-1 AGREEMENT

Fraction of images where the method’s top-ranked style exactly matches the gold-standard top-1 style:

$$\text{Top-1} = \mathbb{E} [\mathbb{1}[\text{method rank}_1 = \text{gold rank}_1]]. \quad (19)$$

Range: $[0, 1]$, higher is better. This is the most direct measure of whether the method identifies the single most influential group.

C.3.2. MEAN RECIPROCAL RANK (MRR)

MRR quantifies “how far the method missed the gold Top-1”. For each image, we compute the reciprocal rank of the gold top-1 style in the predicted ranking:

$$\text{RR}(x_0) = \frac{1}{\text{rank}_s(c^*)}, \quad (20)$$

where c^* is the gold Top-1 style and $\text{rank}_s(c^*)$ is its rank in the predicted ranking (1-based). MRR is the average reciprocal rank across all images. Range: $(0, 1]$, higher is better. $\text{MRR} = 1.0$ indicates perfect Top-1 identification; $\text{MRR} = 0.5$ means the gold Top-1 is typically ranked 2nd.

C.3.3. NDCG@3 (NORMALIZED DISCOUNTED CUMULATIVE GAIN)

NDCG@3 (Järvelin & Kekäläinen, 2002) is a top-heavy ranking quality metric that emphasizes correctness at top positions with position-dependent discounting. We first compute Discounted Cumulative Gain at depth $k = 3$:

$$\text{DCG@3} = \sum_{r=1}^3 \frac{2^{\text{rel}[\pi_s(r)]} - 1}{\log_2(r + 1)}, \quad (21)$$

where π_s is the permutation induced by predicted scores (descending order) and rel is the relevance vector derived from gold scores (we use rank-based relevance: $\text{rel}_i = N - \text{rank}_g(i) + 1$ for robustness, where N is the total number of styles). NDCG@3 normalizes by the ideal DCG:

$$\text{NDCG@3} = \frac{\text{DCG@3}}{\text{IDCG@3}}, \quad (22)$$

where IDCG@3 is computed using the gold ranking. Range: $[0, 1]$, higher is better. $\text{NDCG@3} \approx 0.9$ indicates strong agreement on the top-3 most influential styles.

C.3.4. TOP-3 OVERLAP

Average overlap between the method’s top-3 styles and the gold-standard top-3 styles, measured as set intersection divided by 3:

$$\text{Top-3} = \mathbb{E} \left[\frac{|\{\text{method top-3}\} \cap \{\text{gold top-3}\}|}{3} \right]. \quad (23)$$

Range: $[0, 1]$, higher is better. This metric does not require order matching within the top-3 sets. Note that Top-3 overlap can be lower than Top-1 agreement when the method correctly identifies the single most influential style but differs from the gold standard on positions 2–3.

Table 4. ReTrack ablation: effect of unlearning epochs ($\text{lr} = 1 \times 10^{-5}$, $\lambda = 0.03$, $K = 10$). Best in **bold**; \uparrow higher is better. The main configuration is shaded.

Epochs	Top-1 \uparrow	MRR \uparrow	NDCG@3 \uparrow	Top-3 \uparrow	RBO \uparrow	Spearman \uparrow
10	0.610	0.727	0.632	0.459	0.408	0.254
20	0.727	0.798	0.677	0.475	0.423	0.265
30	0.728	0.794	0.670	0.471	0.421	0.258
40	0.723	0.790	0.670	0.474	0.421	0.262
50	0.717	0.785	0.664	0.468	0.420	0.257

Table 5. ReTrack ablation: effect of forget loss weight λ ($\text{lr} = 1 \times 10^{-5}$, epochs = 20, $K = 10$). Best in **bold**; \uparrow higher is better. The main configuration is shaded.

λ	Top-1 \uparrow	MRR \uparrow	NDCG@3 \uparrow	Top-3 \uparrow	RBO \uparrow	Spearman \uparrow
0.003	0.520	0.636	0.553	0.423	0.384	0.191
0.01	0.702	0.774	0.656	0.465	0.417	0.251
0.03	0.727	0.798	0.677	0.475	0.423	0.265

C.3.5. RBO (RANK-BIASED OVERLAP)

RBO (Webber et al., 2010) is a top-weighted ranking similarity metric with geometric decay. For finite lists of length N (total number of styles), we use the truncated form:

$$\text{RBO} = (1 - p) \sum_{d=1}^N p^{d-1} X_d, \quad (24)$$

where $X_d = |A_d \cap B_d|/d$ is the overlap fraction at depth d , A_d and B_d are the top- d items in predicted and gold rankings, and $p \in (0, 1)$ is a decay parameter. We use $p = 0.9$, which emphasizes top ranks while accounting for deeper positions. Range: $[0, 1]$, higher is better. RBO complements NDCG@3 with a different weighting scheme for top-heavy evaluation.

C.3.6. SPEARMAN CORRELATION

Spearman’s rank correlation coefficient measures monotonic relationship between predicted and gold-standard rankings across all N styles ($N = 10$ for CIFAR-10, $N = 16$ for UnlearnCanvas). Unlike the metrics above, Spearman weights all ranking positions equally, providing a complementary view of global ranking agreement. Range: $[-1, 1]$, higher is better.

D. Additional Results

D.1. ReTrack Ablation Studies

We report ablations for GUDA-U on CIFAR-10 using the LOGOA evaluation protocol. Unless noted, results use the same attribution computation as in the main experiment. The main configuration ($\text{lr} = 1 \times 10^{-5}$, epochs = 20, $\lambda = 0.03$, $K = 10$) is highlighted in gray in each table.

D.1.1. EFFECT OF UNLEARNING EPOCHS

Table 4 varies the number of unlearning epochs while fixing $\text{lr} = 1 \times 10^{-5}$ and $\lambda = 0.03$ with $K = 10$. Performance improves sharply from 10 to 20 epochs, then saturates. The 20 epoch setting yields the best NDCG@3 and competitive head metrics, indicating that modest unlearning budgets are sufficient for strong counterfactual approximation.

D.1.2. EFFECT OF FORGET LOSS WEIGHT λ

Table 5 varies λ with $\text{lr} = 1 \times 10^{-5}$ and epochs = 20. Increasing λ strengthens forgetting and improves head metrics up to $\lambda = 0.03$. This suggests that stronger redirection is beneficial under the current preservation loss, without degrading ranking stability.

Table 6. ReTrack ablation: effect of K -nearest neighbors ($\text{lr} = 1 \times 10^{-5}$, $\lambda = 0.03$, epochs = 20). Best in **bold**; \uparrow higher is better. The main configuration is shaded.

K	Top-1 \uparrow	MRR \uparrow	NDCG@3 \uparrow	Top-3 \uparrow	RBO \uparrow	Spearman \uparrow
1	0.725	0.797	0.677	0.476	0.423	0.269
5	0.726	0.797	0.677	0.478	0.423	0.268
10	0.727	0.798	0.677	0.475	0.423	0.265
20	0.720	0.794	0.673	0.473	0.422	0.264
50	0.727	0.798	0.676	0.474	0.423	0.266

Table 7. ReTrack ablation: effect of learning rate (epochs = 20, $\lambda = 0.03$, $K = 10$). Best in **bold**; \uparrow higher is better. The main configuration is shaded.

Learning rate	Top-1 \uparrow	MRR \uparrow	NDCG@3 \uparrow	Top-3 \uparrow	RBO \uparrow	Spearman \uparrow
3×10^{-4}	0.699	0.783	0.665	0.463	0.419	0.264
1×10^{-4}	0.729	0.797	0.673	0.470	0.422	0.257
3×10^{-5}	0.721	0.790	0.671	0.473	0.420	0.253
1×10^{-5}	0.727	0.798	0.677	0.475	0.423	0.265

Table 8. DAS ablation: effect of ridge regularization λ (mean aggregation fixed). Best in **bold**; \uparrow higher is better.

λ	Top-1 \uparrow	MRR \uparrow	NDCG@3 \uparrow	Top-3 \uparrow	RBO \uparrow	Spearman \uparrow
0.1	0.293	0.514	0.489	0.410	0.360	0.187
0.01	0.716	0.794	0.675	0.473	0.422	0.267
0.001	0.715	0.794	0.674	0.471	0.422	0.267

D.1.3. EFFECT OF K -NEAREST NEIGHBORS

Table 6 varies the number of nearest neighbors K used in the importance-weighted target approximation (Eq. (8)), with $\text{lr} = 1 \times 10^{-5}$, $\lambda = 0.03$, and epochs = 20. ReTrack truncates the full importance-weighted sum over \mathcal{D}_{-k} to the K nearest neighbors for computational efficiency. The results show that performance is relatively stable across $K \in \{1, 5, 10, 20, 50\}$, with $K = 10$ achieving the best NDCG@3 and competitive head metrics. This indicates that a modest number of neighbors suffices to approximate the full posterior target, validating the truncated K -NN strategy.

D.1.4. EFFECT OF LEARNING RATE

Table 7 varies the learning rate with $\lambda = 0.03$ and epochs = 20. The $\text{lr} = 1 \times 10^{-5}$ setting provides the best overall balance across head metrics, while larger rates yield similar Top-1 but slightly weaker NDCG@3 and MRR. This indicates that conservative step sizes stabilize the redirection objective under the shared preservation loss.

D.2. DAS Ablation Studies

We conduct ablation studies on the Diffusion Attribution Score (DAS) (Lin et al., 2025) method to investigate the impact of (i) ridge regularization parameter λ and (ii) aggregation strategies for converting instance-level scores to group-level attribution.

D.2.1. EFFECT OF RIDGE REGULARIZATION PARAMETER λ

Table 8 presents the effect of ridge regularization parameter $\lambda \in \{0.1, 0.01, 0.001\}$ with mean aggregation fixed. The results show that $\lambda = 0.01$ (highlighted) achieves the best performance across all metrics, with top-1 agreement of 71.6% and NDCG@3 of 0.675. Using $\lambda = 0.1$ leads to over-regularization, substantially degrading performance (top-1 drops to 29.3%). Conversely, $\lambda = 0.001$ provides slightly weaker regularization but maintains comparable performance to $\lambda = 0.01$, suggesting that the method is relatively robust within the range $[0.001, 0.01]$. This validates our choice of $\lambda = 0.01$ for the main experiments.

Table 9. DAS ablation: effect of aggregation strategies ($\lambda = 0.01$ fixed). Best in **bold**; \uparrow higher is better.

Aggregation	Top-1 \uparrow	MRR \uparrow	NDCG@3 \uparrow	Top-3 \uparrow	RBO \uparrow	Spearman \uparrow
mean	0.716	0.794	0.675	0.473	0.422	0.267
max	0.625	0.742	0.647	0.470	0.412	0.260
median	0.655	0.744	0.631	0.443	0.406	0.210
top-10	0.693	0.784	0.674	0.480	0.422	0.278

Table 10. Total computational cost for CIFAR-10 attribution (10 classes, 2,048 query images). All methods executed on single NVIDIA H100 80GB GPU.

Method	Preprocessing	Query-time	Total
GUDA (Ours)	1:07	0:55	2:02
DAS	28:47	6:36	35:24
LOGOA (oracle)	206:52	0:55	207:47

D.2.2. EFFECT OF AGGREGATION STRATEGIES

Table 9 presents the effect of different aggregation strategies for converting instance-level DAS scores to group-level attribution, with $\lambda = 0.01$ fixed. We compare five strategies: mean (averaging all instance scores in a group), max (taking the maximum score), median (taking the median score), and top-10 (averaging the top-10 instance scores).

The results reveal that mean and top-10 aggregation strategies perform best. This suggests that averaging over multiple instances provides more robust group-level signals than selecting individual instances (top-1) or using order statistics (max, median). The max strategy achieves 62.5% top-1 agreement, indicating that the single most influential instance per group provides some signal but is less reliable than averaging. The median strategy (65.5% top-1) falls between max and mean, suggesting that central tendency measures benefit from considering multiple instances but are less effective than mean aggregation.

D.3. Computational Cost Analysis

We report wall-clock timing for the CIFAR-10 experiment (2,048 queries, single GPU) as a reference; absolute times are implementation-dependent (batch size, hardware, etc.), but relative speedups are expected to hold under different implementations.

Speedup analysis. GUDA achieves $\sim 100\times$ speedup over LOGOA (02:02 versus 207:47), stemming entirely from pre-processing efficiency: unlearning requires 1/120 the optimization steps of full retraining (20 epochs versus 2,400 epochs). GUDA and LOGOA share identical query-time costs (1.61s per image) because both evaluate ELBO differences using the same computational procedure. DAS exhibits $7\times$ slower query-time performance (11.62s per image) due to per-query gradient computation.

Preprocessing versus query-time decomposition. A key advantage of GUDA is amortizing group-level unlearning (preprocessing, query-independent) across arbitrary query sets. For attribution over Q query images, total time follows $T_{\text{total}} = T_{\text{preproc}} + Q \cdot t_{\text{query}}$, where t_{query} is per-image attribution cost. GUDA’s fixed preprocessing cost becomes increasingly favorable as query set size grows, while maintaining the computational profile of gradient-free attribution methods.

D.4. Computational Cost Analysis for UnlearnCanvas

We report wall-clock timing for the UnlearnCanvas experiments (Stable Diffusion 1.5, 16-style evaluation, 320 query images) as a reference; absolute times are implementation-dependent, but relative speedups are expected to hold under different implementations.

Speedup analysis. GUDA achieves $\sim 5.2\times$ speedup over LOGOA (08:54 versus 46:08) and $\sim 17.8\times$ speedup over Wang et al. (2024) (08:54 versus 158:33). The speedup over LOGOA stems from preprocessing efficiency: unlearning requires 1/5 the optimization steps of full retraining (2,000 versus 10,000 steps), yielding $5.9\times$ reduction in preprocessing time. The Wang et al. (2024) baseline exhibits a fundamental scalability bottleneck: attribution time dominates total cost (156:11 out

Table 11. Total computational cost for UnlearnCanvas attribution (16 styles, 320 query images). All methods executed on single NVIDIA H100 80GB GPU.

Method	Preprocessing	Attribution	Total
LOGOA	43:15	02:53	46:08
GUDA (Ours)	07:18	01:36	08:54
Wang et al. (2024)	02:22	156:11	158:33

of 158:33) because each query image requires per-image unlearning. Moreover, our evaluation used only 20 images per style (1/20 of the full 400 images per style); scaling to the complete training set would increase the total time for Wang et al. (2024) by $20\times$ to approximately 3,124 hours.

Preprocessing versus query-time decomposition. GUDA amortizes group-level unlearning (preprocessing, 07:18) across arbitrary query sets, with per-image attribution cost scaling linearly. For Q query images, total time follows $T_{\text{total}} = T_{\text{preproc}} + Q \cdot t_{\text{query}}$. The Wang et al. (2024) baseline’s per-query unlearning cost (29.3 minutes per image) makes it impractical for large-scale attribution, while GUDA maintains consistent speedup across varying query set sizes.

Table 12. Examples of style-descriptor training and evaluation prompts (16 styles).

Style	Object	Training prompt	Evaluation prompt
Abstractionism	Architectures	A depiction of Architectures, artistic style featuring vertical, energetic, impasto	An artwork of Architectures, with energetic, impasto, vertical
Artist Sketch	Sandwiches	An image showing Sandwiches, artistic style featuring sketchy, soft shading, sketch-like	An artwork of Sandwiches, with soft shading, sketch-like, sketchy
Blossom Season	Flame	A detailed view of Flame, artistic style featuring painted effect, vibrant red, impasto texture	An artwork of Flame, with vibrant red, impasto texture, painted effect
Blue Blooming	Rabbits	Rabbits as the main subject, artistic style featuring watercolor effect, atmospheric perspective, atmosphere	An artwork of Rabbits, with atmosphere, watercolor effect, atmospheric perspective
Bricks	Horses	Horses featured in the scene, artistic style featuring intricate, repeating, symmetrical	An artwork of Horses, with intricate, repeating, symmetrical
Byzantine	Fishes	Fishes featured in the scene, artistic style featuring crumpled paper, monochromatic background, subdued	An artwork of Fishes, with monochromatic background, subdued, crumpled paper
Cartoon	Statues	A depiction of Statues, artistic style featuring bright colors, overlaid, overlapping layers	An artwork of Statues, with overlaid, bright colors, overlapping layers
Cold Warm	Human	A rendering of Human, artistic style featuring splattered paint, watercolor effect, dynamic brushstrokes	An artwork of Human, with watercolor effect, splattered paint, dynamic brushstrokes
Color Fantasy	Trees	A depiction of Trees, artistic style featuring psychedelic, wavy lines, chaotic texture	An artwork of Trees, with chaotic texture, wavy lines, psychedelic
Comic Etch	Frogs	A rendering of Frogs, artistic style featuring soft pastel, streaked, brushstroke-heavy	An artwork of Frogs, with streaked, brushstroke-heavy, soft pastel
Crayon	Horses	Horses featured in the scene, artistic style featuring energetic, whimsical, varied	An artwork of Horses, with whimsical, energetic, varied
Crypto Punks	Sandwiches	A rendering of Sandwiches, artistic style featuring intersecting lines, multicolored, interlocking shapes	An artwork of Sandwiches, with multicolored, intersecting lines, interlocking shapes
Cubism	Birds	Birds as the main subject, artistic style featuring geometric patterned background, minimalistic, cracked	An artwork of Birds, with minimalistic, cracked, geometric patterned background
Dadaism	Cats	Cats as the main subject, artistic style featuring polygonal, warm, warm tones	An artwork of Cats, with warm, warm tones, polygonal
Dapple	Birds	A rendering of Birds, artistic style featuring multicolored dots, speckled, circular motifs	An artwork of Birds, with circular motifs, multicolored dots, speckled
Defoliation	Bears	Bears featured in the scene, artistic style featuring warm, earthy, mosaic	An artwork of Bears, with mosaic, warm, earthy

Table 13. Examples of forget prompts and their corresponding anchor prompts produced by weighted style selection.

#	Forget style	Forget prompt	Anchor prompt
1	Blue Blooming	Towers, artistic style featuring light washes, watercolor, atmospheric perspective.	A depiction of Towers, artistic style featuring contrasting, dynamic shapes, surrealistic.
2	Abstractionism	Sea featured in the scene, artistic style featuring dynamic forms, energetic, energetic composition.	A depiction of Sea featured in the scene, artistic style featuring grayscale, sketchy, soft shading.
3	Crypto Punks	A detailed view of Architectures, artistic style featuring intersecting lines, multicolored, interwoven.	A depiction of A detailed view of Architectures, artistic style featuring soft pastel, brushstroke-heavy, streaked.
4	Bricks	A composition with Dogs, artistic style featuring repeating, repetitive, abstract design.	A depiction of A composition with Dogs, artistic style featuring digital glitch, circuit board, green and orange.
5	Defoliation	Sea featured in the scene, artistic style featuring earthy, warm, mosaic.	A depiction of Sea featured in the scene, artistic style featuring loose brushstrokes, low resolution, delicate.
6	Dadaism	A composition with Dogs, artistic style featuring polygonal, warm, fluid lines.	A depiction of A composition with Dogs, artistic style featuring minimal shading, crumpled paper, monochromatic background.
7	Blossom Season	A detailed view of Towers, artistic style featuring vibrant red, impasto, contrasting.	A depiction of A detailed view of Towers, artistic style featuring neon colors, digital glitch, futuristic.