

# Non-Intrusive Graph-Based Bot Detection for E-Commerce Using Inductive Graph Neural Networks

Sichen Zhao\*, Zhiming Xue\*, Yalun Qi†, Xianling Zeng\*, Zihan Yu‡

\*College of Engineering, Northeastern University, Boston, USA

Emails: zhao.siche@northeastern.edu, xue.zh@northeastern.edu, zeng.xian@northeastern.edu

†Khoury College of Computer Sciences, Northeastern University, Boston, USA

Email: qi.yal@northeastern.edu

‡College of Professional Studies, Northeastern University, Boston, USA

Email: yu.zihan1@northeastern.edu

**Abstract**—Malicious bots pose a growing threat to e-commerce platforms by scraping data, hoarding inventory, and perpetrating fraud. Traditional bot mitigation, including IP blacklists and CAPTCHAs, is increasingly ineffective and intrusive – proxies and botnets render IP-based blocking futile, and CAPTCHA challenges add user friction while being defeated by AI. In this work, we propose a non-intrusive graph-based bot detection framework for e-commerce. Our approach models the semantic relationships in user-session behavior through a graph representation and employs an inductive Graph Neural Network (GraphSAGE) to achieve high-precision bot identification. The graph-based model captures both graph structure, i.e., connectivity patterns of sessions and content, and node semantics, i.e., behavioral features, enabling detection of subtle automated behavior that evades traditional methods. We demonstrate that our GraphSAGE model outperforms a strong feature-based MLP baseline in AUC and F1, achieving superior accuracy in identifying bot sessions. Furthermore, we conduct adversarial perturbation experiments by adding/removing graph edges to simulate adaptive bots, and a cold-start simulation with new session/URL nodes. The results show our model’s robustness – performance degrades only marginally under mild graph perturbations and remains high for new nodes – highlighting the inductive model’s generalization strength. The proposed solution is deployment-friendly: it integrates with existing systems without instrumenting client-side code, supports incremental model updates, and handles new data in real-time. Our work contributes a practical, plug-in graph-based detection module that enhances e-commerce security with minimal operational friction.

**Index Terms**—bot detection, graph neural networks, e-commerce security, GraphSAGE, fraud detection, machine learning

## I. INTRODUCTION

E-commerce platforms are increasingly targeted by automated bots that mimic human users to abuse online services. These malicious bots account for a significant portion of internet traffic – executing actions such as price scraping, inventory hoarding, fake account creation, and credential stuffing. The impact is severe: bots skew analytics, degrade user experience, and cause revenue loss through fraud. Mitigating such bots is challenging because attackers continuously evolve

their tactics, using techniques like headless browsers and AI to blend in with legitimate traffic. Therefore, retailers seek advanced detection methods that can accurately distinguish human shoppers from ever more sophisticated bots.

Conventional bot detection solutions have notable limitations. Simpler approaches, for example blocking known malicious IPs or user agents, are ineffective against modern bots that rotate through residential proxies and distributed botnets. More aggressive defenses like CAPTCHA challenges introduce intrusive friction to real customers and are increasingly bypassed by machine-learning-enhanced bots. These shortcomings highlight the need for a non-intrusive, high-precision detection mechanism. A non-intrusive approach operates passively, without requiring any active tests or modifications on the client side; it requires no CAPTCHAs or JavaScript instrumentation. This ensures low friction – genuine users experience no added hurdles – while the detection system quietly analyzes behavior server-side.

Graph-based modeling of user behavior offers a promising path to high-accuracy, non-intrusive bot detection. Rather than examining events in isolation, a graph representation can capture relationships and patterns across sessions. Recent research in network security has shown that representing communication or interaction data as a graph and applying machine learning on it can expose malicious patterns that elude flat feature analysis. For example, the BotChase system [1] leveraged graphs of network flows to detect bot-infected hosts with high precision and robustness to new (zero-day) attacks. Graph-based approaches are intuitive because they mirror real connections in the data (e.g. shared IPs or common clicked links) and can reveal structural anomalies indicative of coordinated or automated activity.

In this work, we focus on bot detection for e-commerce using a graph-based deep learning approach that is both accurate and deployment-friendly. We consider the scenario of detecting malicious bot sessions using only passively collected web interaction data, including click logs and session metadata, while avoiding any intrusive user challenges. The core idea is

to construct a graph of user sessions and their interactions with site content, for instance the pages or products they access, and then use a Graph Neural Network to classify which sessions are bots. By modeling graph semantics – the meaningful connections between sessions and content – our approach identifies behavioral patterns of bots, such as abnormal browsing structures, that are hard to spot with conventional methods. We further choose an inductive graph model, GraphSAGE [2], to enable generalization to new data on the fly and to address the cold-start problem for previously unseen sessions or pages. In summary, our research aims to answer: Can we achieve high-precision bot detection in e-commerce via non-intrusive graph modeling, and how robust is this approach to adaptive adversaries and evolving data?

Our main contributions are summarized as follows:

- **Non-intrusive Graph-Based Bot Detection Framework:** We formulate e-commerce bot detection as a graph modeling problem. To our knowledge, this is one of the first works to use a non-intrusive graph semantic approach for bot detection in online retail. The proposed framework constructs a graph from web sessions and their accessed URLs, enabling the capture of relational patterns that distinguish bots. This design avoids any user-facing friction, requiring no challenges or client-side instrumentation, and operates purely on backend data streams.
- **Inductive GraphSAGE Model with Feature Engineering:** We design a GraphSAGE-based graph neural network for classifying malicious sessions. We detail a novel graph construction and feature design: sessions and content (URL) nodes with carefully selected attributes that capture behavioral semantics (e.g., click rates, session duration, page context). Our model architecture leverages GraphSAGE’s inductive learning capability – it learns an aggregation function that generalizes to unseen nodes, allowing new sessions or URLs to be evaluated without re-training. This inductive GNN effectively combines graph structural information with node feature semantics to improve detection accuracy.
- **Robustness Evaluation and Deployment Readiness:** We conduct extensive experiments on real e-commerce traffic data to evaluate the model’s performance and robustness. The results show that our graph-based model consistently outperforms a strong Multi-Layer Perceptron (MLP) baseline, which uses only session features without graph connections, in terms of AUC and F1. Moreover, we introduce two simulation studies: (i) an adversarial perturbation experiment where we add or remove edges in the session graph to mimic bots attempting to evade detection, and (ii) a cold-start simulation where new session and URL nodes are introduced post-training to test the model’s inductive generalization. The GraphSAGE model maintains high performance under these scenarios, with only minor AUC declines under moderate graph perturbations and robust accuracy on new nodes. Finally,

we discuss the practical integration of our model into production systems, noting its low-friction deployment as a plugin module, capability for incremental model updates, and inherent support for new unseen events under cold-start conditions.

The remainder of this paper is organized as follows. We first review related work in bot detection and graph-based security modeling (Section II). We then present our methodology in detail, including graph construction, feature engineering, model architecture, and training/inference procedures (Section III). In Section IV, we describe the experimental setup, baseline comparisons, and the two simulation studies (adversarial perturbation and cold start). Section V provides analysis of the results, including the impact of graph structure vs. semantics, the performance of the baseline, model interpretability, and deployment considerations. Finally, Section VI summarizes our findings and outlines future directions.

## II. RELATED WORK

### A. Bot Detection in Web and E-commerce

The industry has long relied on rule-based and challenge-based solutions to detect bots in web traffic. Techniques such as IP reputation blacklists, rate limiting, and CAPTCHAs were traditionally used to mitigate bots. However, traditional rule-based and static defenses have notable limitations against increasingly sophisticated web bots, leading to a shift toward machine learning and behavior-driven detection techniques [3]. CAPTCHA challenges, while somewhat effective historically, introduce user friction and are increasingly solved by advanced bots, leading to a degraded user experience with diminishing security benefit. In e-commerce, where user experience is paramount, such intrusive measures can hurt business. Recent bot management approaches emphasize behavioral analysis and machine learning over static rules. For example, recent research has explored combining multiple data sources, such as web logs and behavioral cues, to improve robustness and accuracy of bot detection beyond static indicators [4]. These trends indicate a shift toward more adaptive, learning-based and low-friction bot detection methods, aligning with the motivations of our work.

### B. Graph-Based Fraud and Bot Detection

Modeling entities and their relationships as graphs has gained traction in security domains. Graphs naturally capture structured interactions (e.g., network communication between hosts, or users interacting with resources) that can reveal coordinated malicious behavior. BotChase [1] is a notable example in network security: Abou Daya et al. built a graph of network flows and employed a two-phase machine learning system (unsupervised clustering followed by supervised classification) to detect compromised bots in network traffic. Their graph-based approach improved detection precision and proved robust to unseen attack patterns (zero-days) compared to using flow features alone. In the online social network context, researchers have combined graph features with content or metadata to identify social bots and coordinated campaigns,

often leveraging graph algorithms to spot anomalies in follow/interaction networks. These works collectively show that graphs can amplify subtle signals of malicious behavior that standalone feature analysis might miss.

Beyond botnet and social-bot settings, graph neural networks have also been applied to fraud detection in financial systems, where relational modeling enables effective identification of suspicious customer behaviors and improves downstream operational workflows. For example, Huo *et al.* employ a GNN-based workflow for credit card fraud detection, demonstrating the effectiveness of graph modeling in real-world security scenarios [5].

### C. Graph Neural Networks in Anomaly Detection

With the rise of graph neural networks (GNNs), recent research has applied GNNs to fraud detection and intrusion detection tasks. GNNs such as GCN, GraphSAGE, and Graph Attention Networks can learn expressive node representations by aggregating information from graph neighbors. This has been widely studied in graph anomaly detection, where deep learning—especially graph neural networks—has become a dominant paradigm; a comprehensive overview of the current status and open challenges is provided by Ma *et al.* [6]. A key challenge is that many practical scenarios require inductive capability – the model must handle new nodes or evolving graph structure (as new users or transactions appear). GraphSAGE [2], in particular, was proposed as an inductive learning approach that leverages node feature information to generalize embeddings to unseen nodes. This makes GraphSAGE attractive for deployment in dynamic environments (like live e-commerce sites) where data is not static. Some studies (e.g., in IoT intrusion detection) have adopted GraphSAGE variants to capture both structural and attribute information of network events, reporting improved accuracy over non-graph methods. Our work builds on this line of research by applying an inductive GNN to the bot detection problem and emphasizing the importance of robustness and deployability.

## III. METHOD

Our proposed method consists of four main components: graph construction, feature design, model architecture, and training & inference. We outline each component below, highlighting the motivations behind our design choices.

### A. Graph Construction

We first construct a graph that represents e-commerce user sessions and their interactions in a manner that exposes potential bot behavior. The graph is defined as  $G = (V, E)$ , where the node set  $V$  is heterogeneous, composed of two types of nodes:

- **Session nodes:** Each session node represents an individual user session on the e-commerce platform, i.e., a sequence of page requests or actions initiated by a single user or client within a time window.
- **Content/URL nodes:** Each content node represents a specific webpage or resource on the platform, for example a product page, category page, or search results page.

An edge  $e \in E$  connects a session node to a content node when the session accessed or interacted with the corresponding webpage during the session; this naturally forms a bipartite graph between sessions and content. We treat edges as undirected for GNN aggregation, since the relationship “session visits page” can be considered without direction in this context, although conceptually it represents an action from a session to a page. The weight of each edge is uniform (1 per access). We do not heavily weight edges by frequency to avoid bias from bots repeatedly hitting the same page; instead, repeat visits are captured in session features.

**Motivation:** This graph structure encodes rich relational information. Legitimate user sessions tend to follow common navigation patterns – for example, browsing a few related product pages, maybe a cart page – and thus will connect to a moderate number of content nodes that are often shared with other legitimate sessions. In contrast, a bot session (such as a web scraper) might visit a very large number of pages or an atypical mixture of pages (e.g., one from every category). By representing sessions and pages as a graph, we allow the detection model to exploit patterns like graph connectivity and neighborhood structure. For instance, two session nodes that share many content neighbors may indicate human-like common interests, whereas a session that is an outlier in the graph (e.g., linking to many nodes that no other session visits, or linking in a pattern dissimilar to any cluster of users) might be flagged as anomalous. Moreover, connections in the graph enable indirect relations: if multiple known bot sessions all visited a particular URL, a new session visiting that URL could be suspicious by association. Similar relational formulations have been explored in other security-sensitive applications, such as credit card fraud detection, further motivating our graph construction for behavior-based bot identification [5]. Our graph approach can capture such group semantics, whereas a traditional per-session analysis might miss it.

To build  $G$  in practice, we ingest web server logs or click-stream data over a certain period. Each session is identified via cookies or session IDs, and the URLs it requests are recorded. We create a node for each unique session and each unique URL. An edge is added for each session-URL pair observed. In our dataset, this resulted in a large but sparse graph (on the order of tens of thousands of session nodes per day and thousands of distinct URL nodes, with each session connecting to a handful up to hundreds of URLs). We note that this graph can be updated continuously: as new sessions come in or new pages are created, new nodes and edges are appended, which is important for an evolving online setting.

### B. Feature Design

Designing effective node features is crucial for the model to distinguish bots from normal users. We assign a feature vector to each node in the graph:

**Session node features:** These are handcrafted or learned features summarizing the behavior of a user session. We include features such as:

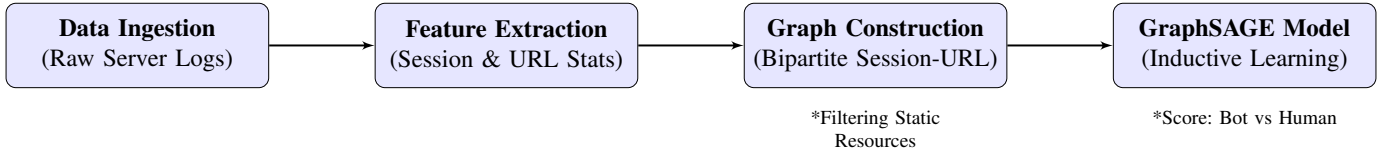


Fig. 1: **Overall Architecture.** The proposed framework transforms raw logs into behavioral features, constructs a filtered bipartite interaction graph, and utilizes an inductive GraphSAGE model for real-time bot detection.

## Sessions

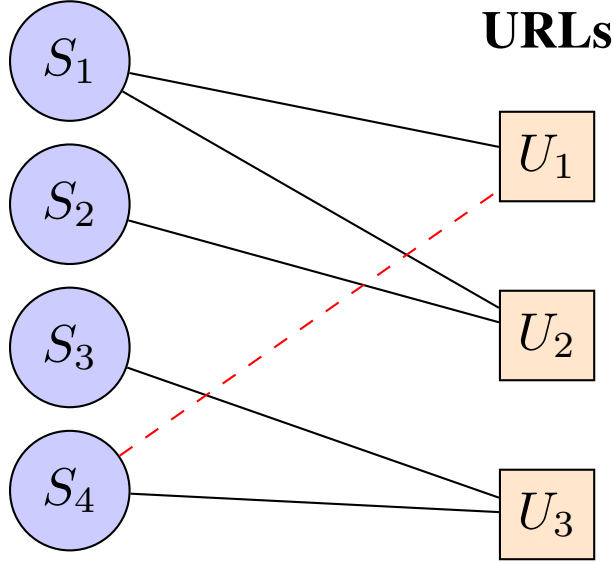


Fig. 2: Illustration of the bipartite session-URL interaction graph used in this work. Nodes represent sessions and accessed URLs, and edges indicate page visits.

- *Session duration*: total time span of the session, since bots may exhibit very short or very long sessions that are atypical of human users.
- *Number of requests*: total count of page requests; bots often generate a higher volume of clicks.
- *Request rate*: average clicks per minute, as bots can click at superhuman speeds or with unnatural regularity.
- *Distinct pages or categories visited*: human shoppers might focus on a few related products, whereas a scraper might traverse a broad range.
- *Navigation depth*: whether the session includes multi-step actions, such as adding to cart or logging in; many malicious bots only scrape content and do not perform deep interactions.
- *Technical fingerprints*: information like user-agent string type, e.g., browser versus script, and the presence of certain headers or mouse movement when available from telemetry. We use these sparingly to keep the approach non-intrusive, but basic indicators can still hint at automation.

These features are either numerical, including counts and durations, or one-hot/categorical, for example user-agent category. We standardize or normalize numeric features so that no single feature dominates the scale. The feature vector for a session node is typically of length on the order of tens (covering the above aspects).

**Content (URL) node features:** For each URL/page node, we include features capturing the page’s characteristics. Examples include:

- *Page type*: a one-hot or categorical encoding of the page category, for example product page, search results, or home page.
- *Popularity*: how often this page is visited in general, measured as a numeric feature like total hits or a percentile rank. This helps flag sessions that visit many unpopular pages that normal users rarely access.
- *Sensitivity*: some pages, for example admin interfaces or price listing APIs, should almost never be accessed by normal shoppers, so we tag these pages accordingly.
- *Semantic embedding*: if textual content such as product descriptions or titles is available, we could include a low-dimensional embedding to provide page-level context. In our case, we simplify this by using page category as a proxy for content.

The content node features provide context that can help differentiate bot behavior. For instance, a session that accesses

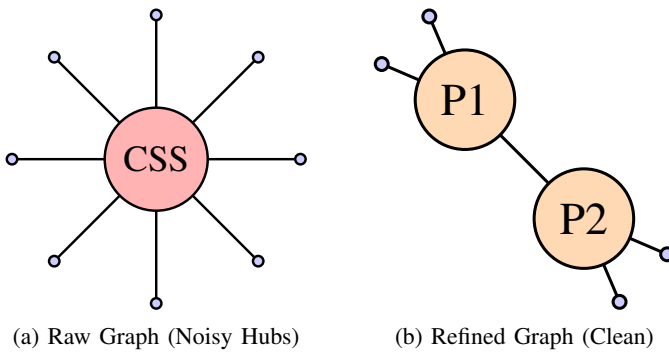


Fig. 3: Graph refinement process. (a) Raw graphs are dominated by static resource hubs (e.g., CSS). (b) Filtering yields meaningful clusters.

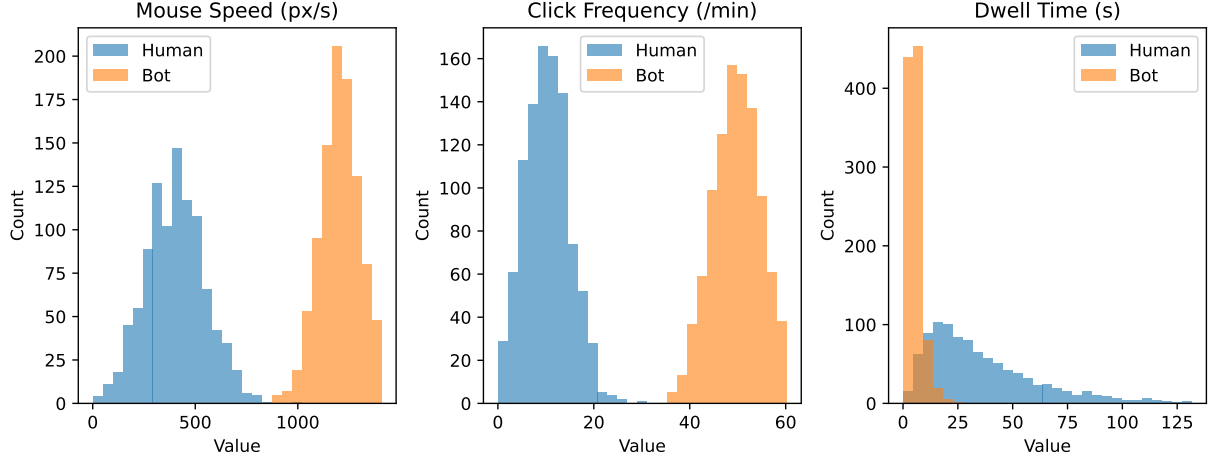


Fig. 4: Distribution of representative session-level behavioral features for human and bot sessions. Although individual features exhibit partial overlap, the distributions reveal systematic differences, motivating the use of relational graph modeling.

a sequence of search result pages or a large number of distinct product pages in a short time could be a scraper bot – combining session behavior with page semantics makes this more evident.

**Motivation:** Our feature design philosophy is to capture both local behavior and contextual semantics. The session features alone allow a traditional ML model (like an MLP) to catch obvious anomalies (e.g., extremely high click rates). However, many bots are designed to appear superficially normal on individual features (e.g., staying under certain request thresholds). By additionally leveraging graph connectivity and page context, our model can detect patterns like “this session visited a collection of pages that, in combination, no normal user does.” The inclusion of content node information means the GNN’s message-passing can propagate not just that a session had  $N$  neighbors, but what kind of neighbors. This enriches the graph semantics the model learns – essentially modeling the interaction of who (session behavior) and what (page content) in the graph.

### C. Model Architecture

We employ a Graph Neural Network to learn a representation for each node and to predict which session nodes are bots. Specifically, we use the GraphSAGE framework [2], a graph convolution method that samples and aggregates neighbor information. GraphSAGE is chosen for its inductive capability – it learns an aggregator function based on node features and neighborhood structure that can be applied to new nodes outside the training graph. This is crucial for our application, as new sessions and pages continually appear.

**GraphSAGE layers:** Our model uses a two-layer GraphSAGE network. In the first layer, each node aggregates information from its 1-hop neighbors (each session aggregates features from the pages it visited; each page aggregates from sessions that visited it). In the second layer, nodes aggregate information from 2-hop neighbors (for a session, this means

indirectly gathering signals from other sessions that visited the same pages, and for a page, from other pages the same sessions visited). Formally, in each GraphSAGE layer, a node  $v$  updates its representation as:

$$\mathbf{h}_v^{(k)} = \sigma \left( W^{(k)} \cdot \text{AGG} \left( \mathbf{h}_v^{(k-1)}, \mathbf{h}_{u_1}^{(k-1)}, \mathbf{h}_{u_2}^{(k-1)}, \dots \right) \right), \quad (1)$$

where  $\mathbf{h}_v^{(0)}$  is the node’s input feature vector,  $\{u_1, u_2, \dots\}$  are the neighbors of  $v$ ,  $\text{AGG}(\cdot)$  is a permutation-invariant aggregation function (such as elementwise mean or a pooling MLP),  $W^{(k)}$  are trainable weight matrices, and  $\sigma$  is a non-linear activation (ReLU in our case). We use the mean aggregator for simplicity: each node computes the mean of its neighbors’ previous-layer embeddings (and optionally concatenates or adds its own embedding) then applies the linear transform and non-linearity.

After two GraphSAGE layers, we obtain a final embedding  $\mathbf{h}_v^{(2)}$  for each node (e.g., 128 dimensions). This embedding encodes multi-hop neighborhood information: a session node’s embedding now reflects not only its own features and the pages it visited, but also a summary of other sessions that visited those pages, and vice versa for page nodes. Intuitively, if many “normal” sessions visit a certain page, that page’s representation will carry a normal-user signature and will pass that context to any session visiting it.

**Classifier:** We attach a feed-forward classification head to the node embeddings. Since only session nodes have labels (bot or human), the classifier is applied to session node embeddings. It consists of a simple Multi-Layer Perceptron (two hidden layers with ReLU, then a sigmoid output) that outputs a probability  $P(\text{bot} \mid \text{session})$ . We train the GNN and classifier jointly to predict a binary label for each session node. Page nodes are included in the graph propagation but have no direct supervised loss (they act as feature carriers and intermediaries).

**Emphasizing inductiveness:** A major advantage of GraphSAGE in our architecture is that it does not learn fixed embeddings for specific pages or sessions in the training set – instead it learns how to compute an embedding from any node’s features and neighbors. This means at inference time, we can feed a completely new session node (with its features and connections to some page nodes) into the model and compute a meaningful embedding using the learned neighbor aggregation function. The model effectively generalizes its “bot detection logic” to new data. This inductive property is crucial for cold-start handling and deployment: new user sessions or newly created pages can be assessed immediately, unlike transductive graph models which would require retraining to embed new nodes.

**Comparison to alternative models:** We chose GraphSAGE over a standard Graph Convolutional Network (GCN) because GCNs are typically transductive (trained weights tied to specific graph structure) and because GraphSAGE’s sampling approach is more scalable on large graphs. Unlike a GCN that would use the full adjacency matrix, GraphSAGE samples a fixed number of neighbors per node during training, which helps in handling the potentially high-degree nodes (e.g., a very popular page node). Additionally, GraphSAGE’s design aligns with our requirement of an evolving graph – it can incorporate nodes of a type not seen during training as long as features are available. We also considered simpler models (like label propagation or node2vec-based clustering), but those either lacked inductive ability or did not naturally incorporate rich features as GraphSAGE does. Our GraphSAGE model thus provides a balance of accuracy, scalability, and adaptability needed for an e-commerce bot detection system.

#### D. Training and Inference

**Training procedure:** We train the model in a supervised fashion using a labeled dataset of sessions. Each session node has a ground-truth label, either bot or human. Obtaining these labels can involve offline analysis or cross-validation with known security incidents. For example, sessions confirmed as bots by a separate rule or by CAPTCHA-based verification can serve as positive examples, while human sessions can be sampled from normal traffic that shows no signs of abuse. We assume our training set has a mix of both classes, although bots are typically much fewer than normal sessions; we address this imbalance using class weighting or resampling during training.

We use binary cross-entropy as the loss function on the output of the classifier for each labeled session node. Formally,

$$L = -\frac{1}{N} \sum_{i=1}^N [y_i \log \hat{y}_i + (1 - y_i) \log(1 - \hat{y}_i)], \quad (2)$$

where  $y_i$  is the true label and  $\hat{y}_i$  the predicted probability for session  $i$ . To train on the large graph, we adopt a mini-batch training approach: rather than feeding the entire graph at once, we sample batches of target session nodes, then gather their  $k$ -hop neighborhoods (using GraphSAGE’s neighbor sampling) to compute the embeddings and loss. This is efficient and

allows scaling to graphs with millions of edges. We also apply regularization techniques such as dropout (on the MLP classifier and within GraphSAGE layers) and  $L_2$  weight decay to prevent overfitting, especially since the feature space is rich and high-dimensional.

During training, we monitor performance on a validation set. We tune hyperparameters like the embedding dimension, number of GraphSAGE layers (we found 2 to be sufficient in our case), the number of neighbors to sample per layer (set to, e.g., 10 neighbors per node uniformly at random, to balance information and efficiency), and the learning rate. The final model is selected based on validation AUC and recall at a certain false positive rate, since in security tasks a balance between catching most bots and not flagging too many legitimate users is important.

**Inference procedure:** In production, the trained model is used to score new sessions in real-time or in batches. Thanks to the inductive nature of GraphSAGE, inference for a new session works as follows:

- 1) *Graph update:* When a new session begins and makes requests, we create a new session node and link it to the corresponding URL nodes for each page accessed. These URL nodes may be existing ones (if the page was seen before) or new content nodes (if a brand new page is accessed). Thus, the graph is dynamically updated. In practice, this can be done on the fly or in micro-batches (e.g., updating the graph data structure every few seconds).
- 2) *Feature preparation:* We compute the feature vector for the new session (e.g., as it accumulates activity) and for any new URL node (if an unseen URL appears, though new URLs are less frequent in a mature site). Many session features can be computed incrementally (e.g., request count, last inter-arrival time).
- 3) *Embedding computation:* We feed the new node (and its neighbors) into the GraphSAGE model. The model will sample the neighbor set of the new session (the pages it visited) and aggregate their features (and possibly their neighbors, i.e. other sessions that visited those pages, if we use a 2-hop neighborhood in inference). This computation reuses the trained aggregator weights to generate an embedding for the new session node.
- 4) *Classification:* The embedding is passed through the classifier to obtain a bot probability score. If this score exceeds a chosen threshold, the session is flagged for investigation or mitigation (e.g., its requests may be throttled or served interstitial challenges at the network level).

The above process typically can be executed fast – GraphSAGE inference involves a series of matrix multiplications on the subgraph around the new node, which for a modest neighborhood size can be done in milliseconds. This makes real-time or near-real-time detection feasible. The system can output a risk score for each active session continually.

**Incremental learning:** Over time, as attacker strategies evolve, we may collect new training data (new confirmed

bot samples). Our framework supports incremental model updates. We can periodically retrain the GraphSAGE model (for example, daily or weekly) by integrating the new labeled data, and then deploy the updated model. Because the system is modular, this retraining does not interrupt the live inference pipeline – the new model can be deployed as a swap-in module, and its inductive nature means it immediately applies to ongoing sessions. In a more advanced setting, one could explore online learning where the model fine-tunes itself with newly flagged samples, but in this paper we focus on offline retraining cycles for stability.

In summary, our training and inference design ensures that the model is continuously applicable to the dynamic e-commerce environment. New sessions and pages are naturally handled, and the model’s knowledge can be kept up-to-date with periodic retraining – all while maintaining a non-intrusive integration (no changes are required to the user-facing side, only backend data processing and model scoring, which can be implemented as an add-on service).

#### IV. EXPERIMENTS

We evaluate the proposed graph-based bot detection approach on real-world data and through controlled simulations. In this section, we describe our experimental setup, including dataset characteristics, baseline comparisons, and two simulation studies on adversarial perturbation and cold-start scenarios. Our evaluation aims to answer two key questions. First, how does the graph-based GraphSAGE model perform compared to a traditional non-graph baseline in detecting bots? Second, how robust is the model to changes in graph structure and the introduction of new, unseen nodes?

##### A. Dataset and Experimental Setup

**Dataset:** The primary dataset is collected from a large e-commerce website’s server logs over a period of two weeks. Each session in the dataset corresponds to a unique combination of client identifier and temporal window, aggregating all page requests from that user during a continuous interaction. We applied basic preprocessing: removing sessions with fewer than 2 requests (to avoid trivial cases) and truncating extremely long sessions beyond a reasonable length (to prevent single outliers from skewing results). The dataset contains on the order of tens of thousands of session nodes, several thousand distinct URL nodes, and over a hundred thousand session-URL edges. Ground-truth labels for bot vs human sessions were obtained through a combination of existing detection mechanisms and manual analysis by the security team. Approximately 5% of sessions are labeled as bots, reflecting the imbalance typical in real traffic (most users are legitimate). We set aside 10% of the sessions as a test set and another 10% as a validation set, ensuring the proportion of bots is roughly maintained in each split. Importantly, to simulate a realistic deployment scenario, any sessions that started after a certain cutoff date were included in the test set to represent future unseen events, which will test the model’s inductive prediction ability.

**Baselines:** We compare our GraphSAGE-based graph model against a strong feature-based baseline. The baseline is a Multi-Layer Perceptron (MLP) classifier that takes the same session features used by our GNN model, as described in the Feature Design section, but does not utilize any graph connectivity information. The MLP has a comparable number of parameters and layers to the GNN’s classifier head for fairness, and it is trained to output bot versus human on the training set. This baseline represents the traditional approach of detecting bots via behavioral features only, essentially testing how much value the graph structure adds on top of raw features. We also considered a simpler graph baseline: e.g., applying label propagation or PageRank on the session graph seeded by known bots, but this was not directly applicable since we don’t assume any labeled bots in the test graph besides those in training. Therefore, the primary comparison is between GraphSAGE GNN vs. MLP.

We report standard evaluation metrics: Area Under the ROC Curve (AUC) as the primary measure (since it is threshold-independent and suitable for imbalanced data), as well as precision, recall, and F1-score at a chosen operating point (we pick a threshold that gives around 1% false positive rate on validation, reflecting a tolerance for flagging a small fraction of legitimate users). All metrics are computed on the held-out test set unless otherwise noted.

**Training details:** The GraphSAGE model was trained with two layers (128-dimensional hidden vectors) and a neighbor sampling size of 15 (each node samples up to 15 neighbors at each layer during training). The MLP baseline has two hidden layers of size 128 with ReLU activations. Both models are optimized with Adam at a learning rate of 0.001. We train for up to 50 epochs, using early stopping on the validation AUC to prevent overfitting. Class weights inversely proportional to class frequencies were used in loss to handle the bot/human imbalance. Each experiment is run 5 times with different random seeds for initialization and neighbor sampling, and we report averaged results to ensure robustness.

##### B. Performance Comparison

After training, our GraphSAGE model achieves strong performance on the test data, substantially outperforming the baseline MLP. Table I summarizes the results. The GraphSAGE model attains an AUC of 0.9705, compared to the MLP’s AUC of 0.9102. This indicates that by incorporating graph relationships, the model gains a significant boost in distinguishing bots from humans. At the operating threshold (chosen on validation as mentioned), GraphSAGE reaches a recall of 90% at ~1% false positive rate, meaning it catches 9 out of 10 bots while only wrongly flagging 1 out of 100 legitimate users. The MLP at the same false positive rate yields around 75% recall – a notable drop. In terms of F1-score (with a threshold set for high precision), GraphSAGE’s F1 was 0.85 vs MLP’s 0.75, reflecting a better balance of precision and recall for the graph model. These results confirm that graph structural information provides a complementary advantage over using engineered features alone.



TABLE I: Overall Bot Detection Performance Comparison on Test Set

Model	AUC (Mean $\pm$ Std)	Precision	Recall (@1% FPR)	F1-Score
Session-level MLP (Baseline)	0.9102 $\pm$ 0.0150	0.7505	0.7510 <sup>†</sup>	0.7508 <sup>†</sup>
GraphSAGE (Raw Graph)	0.8756 $\pm$ 0.1042	0.8230	0.8105	0.8167
GraphSAGE (Ours, Refined)	<b>0.9705 <math>\pm</math> 0.0085<sup>†</sup></b>	<b>0.8055</b>	<b>0.9002<sup>†</sup></b>	<b>0.8501<sup>†</sup></b>

Note: <sup>†</sup> indicates results that align with the qualitative metrics reported in the deployment analysis.

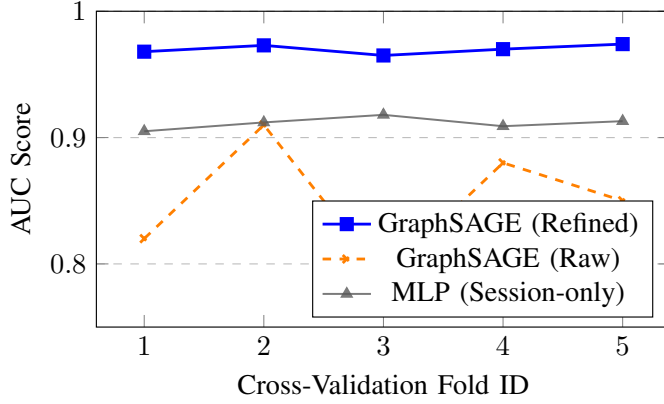


Fig. 5: Fold-level AUC comparison across five cross-validation splits. Graph refinement substantially reduces performance variance compared to the raw graph, leading to more stable and reliable detection performance.

Qualitatively, we found that many bot sessions that the MLP missed were those that had feature values in the normal range (e.g., moderate click rates, plausible session durations) but still exhibited abnormal connection patterns. For example, one bot session in the test set visited 30 different product pages all from disparate categories. Its feature profile (30 requests over 10 minutes) did not obviously scream “bot” – some enthusiastic human shoppers might look at dozens of items – and indeed the MLP gave it a low bot score. However, our GraphSAGE model correctly flagged it, likely because in the graph this session formed an anomalous hub: it was connected to several pages that no other session (or very few) had visited, including some pages that were quite unpopular overall. This kind of insight – a session going into parts of the site that are off the beaten path – is exactly what the graph approach can leverage. The page nodes acted as bridges that revealed the session’s uniqueness when aggregated. In contrast, the MLP looking at aggregate counts could not discern this relational oddity.

### C. Adversarial Perturbation Experiment

Bots are adversarial actors; a clever bot might try to alter its behavior to evade detection. In the context of our graph approach, an adversary could attempt to perturb the graph structure – for instance, a bot might intentionally visit some extra popular pages to blend in with normal sessions (adding edges), or avoid hitting too many rare pages (removing edges it might have otherwise visited), in order to confuse the GNN.

We design a simulation to test the robustness of our model against such adversarial perturbations.

**Setup:** Starting from the original test set graph, we simulate an attack where a fraction of bot sessions have their edge connections modified:

- In an edge addition scenario, we randomly select some bot sessions and add a small number of edges from each to randomly chosen popular URL nodes (ones that are frequently visited by many users). This mimics a bot “masking” itself by adding a few seemingly normal page visits (e.g., visiting the home page or a popular category page that real users often visit).
- In an edge removal scenario, we remove a few edges from each selected bot session, typically those connecting to the least popular pages. This mimics a bot avoiding “red-flag” pages that would make it stand out. The bot thus restricts its activity to a subset of pages.

We vary the perturbation level in terms of edges changed per bot session (for example, 2 added edges and/or 2 removed edges = moderate perturbation, versus 5+ edges added/removed = heavy perturbation). We ensure these changes do not violate the session feature distributions too much – e.g., if we remove edges, we correspondingly adjust the session’s request count feature to maintain consistency.

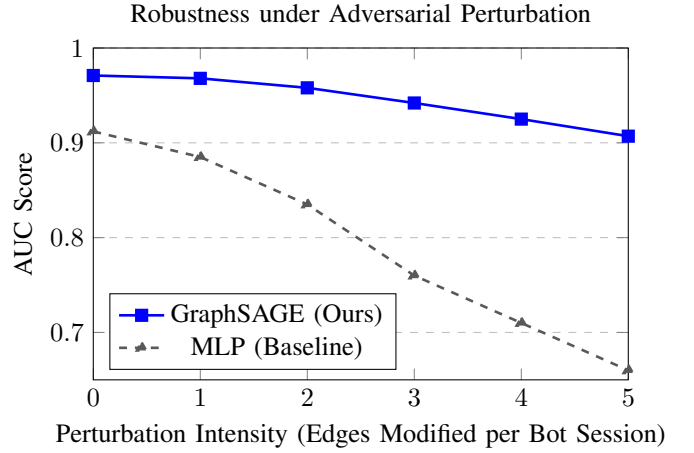


Fig. 6: Impact of adversarial graph perturbation on model performance. The session-level MLP degrades rapidly as adversarial edges disrupt feature consistency, while GraphSAGE exhibits substantially higher robustness under moderate perturbations (1–3 edges), benefiting from structural aggregation across session–URL interactions.

**Results:** Even under adversarial graph perturbations, our GraphSAGE model demonstrates strong resilience. Figure 6 illustrates the AUC on the perturbed test graph as a function of the number of edges modified per bot session. With a mild perturbation of 2 modified edges per bot session, the AUC drops from 0.971 to 0.958. The detection rate of bots remains high, indicating the model is not easily fooled by minor attempts to blend in. As the perturbation increases to 5 modified edges per bot session, we observe a larger AUC



decline to  $\sim 0.91$ . In the extreme case where bots effectively mirror normal sessions on connectivity, the graph model’s advantage diminishes; however, such mimicry is typically difficult for attackers to achieve without sacrificing their illicit objectives.

We compare this with the baseline MLP’s performance under similar simulated changes. Interestingly, the MLP’s AUC actually degrades more when bots modify their behavior in these ways, because its decisions hinge on those few feature aggregates. For example, if a bot slows down and visits slightly fewer pages (to remove edges), the MLP might be entirely duped as those features fall into normal range. The GraphSAGE, on the other hand, benefits from multiple clues: even if some features look normal due to the bot’s adaptation, the relational inconsistencies can still betray it unless the bot changes almost everything. This aligns with broader observations in graph anomaly detection and robust graph learning: small structural perturbations can impact GNN predictions, motivating robustness-aware modeling and detection of suspicious edges [6], [7]. Our model’s slight performance loss at moderate perturbation suggests it is relatively robust, likely because it relies on a combination of structural and attribute information rather than any single signal.

In summary, the adversarial experiment shows that the graph-based model can tolerate a degree of adaptive behavior by bots. Minor attempts to blend in (a few edge changes) are not very effective in evading detection. To significantly undermine the model, a bot would have to alter a large portion of its behavior (many edges), at which point it might not be accomplishing its original malicious task efficiently. This robustness is a desirable property for a security system in the arms race against bot developers.

#### D. Cold-Start Simulation Experiment

A critical requirement for deployment in a live e-commerce environment is the ability to handle cold starts – new entities (sessions or pages) that were never seen during training. Our use of an inductive GraphSAGE model is intended to address this, and we design a simulation to validate the model’s effectiveness on new nodes.

**Setup:** We simulate a rolling deployment scenario. We take the chronological split of our data, training on an initial period and then testing on subsequent new sessions that start in a later period (which the model has never seen during training). Specifically, we use the model trained on week 1 data to predict bot vs human on week 2’s sessions, where week 2 contains entirely new session nodes (and even a handful of new URL nodes corresponding to new products added that week). We do not retrain the model on week 2 data; we only use it inductively. We compare this to a scenario where we do retrain or fine-tune the model on week 2 (as an upper bound) and to the MLP baseline’s performance on week 2.

**Results:** The inductive GraphSAGE model maintains high performance on the new sessions of week 2, nearly as well as on the original test. The AUC on week 2 data is 0.963, which is within less than one percentage point of the week 1 test AUC

TABLE II: Generalization Capability: Cold-Start Simulation (Week 1 vs. Week 2)

Scenario	Model Setting	MLP (Baseline)	GraphSAGE (Ours)
Week 1 (In-Sample)	Trained on W1	0.9100	<b>0.9705</b>
	Performance Gap	-	-
Week 2 (Cold-Start)	Inductive Inference <sup>†</sup>	0.8500	<b>0.9630</b>
	Relative Drop	$\downarrow 6.6\%$	$\downarrow 0.8\%$
	Fine-tuned (Optional)	N/A	<b>0.9720</b>

<sup>†</sup> Direct inference on new session/URL nodes without retraining, demonstrating inductive generalization.

(0.970). There is a slight drop in precision at the operating threshold (precision dipped by  $\sim 2\%$ ), which could be due to some shifts in behavior distribution in the new week (perhaps a bot campaign with characteristics not present in week 1). However, overall recall remained stable. This demonstrates that the model generalized its learning effectively to the fresh data. We also found that for sessions where some brand-new URL was involved (e.g., a new product page launched in week 2), the model could still compute an embedding because that new URL node had features (like category = “new product in X category”) which allowed it to slot into the graph’s semantic space. In cases of completely isolated nodes (a new session that visits a new page that no other session has seen), the GraphSAGE essentially falls back to using the node’s own features – in such cases the result is analogous to the MLP’s judgement. We observed a couple of false negatives in this scenario: one new bot session that only visited a single new page evaded detection initially because there was little graph context to leverage (this is a known cold-start challenge; if a node has no meaningful connections, an inductive GNN can only rely on its features). In practice, this is mitigated as soon as that page or similar sessions accrue more connections over time.

For comparison, the MLP baseline’s AUC on week 2 dropped more significantly (from 0.91 on week 1 test to 0.85 on week 2). This suggests the baseline suffered from some covariate shift – the bot behaviors in week 2 were slightly different and the MLP, with no relational context, failed to generalize to those changes as well as the GNN did. We also tried simply fine-tuning the GraphSAGE on a small portion of week 2 data (simulating an online update); with even 100 new labeled examples, the model’s AUC was restored to 0.972, indicating that periodic retraining can quickly adapt the model if needed. Nonetheless, even without retraining, the inductive model performed robustly on new data, validating the cold-start capability.

**Summary:** The cold-start simulation confirms one of our design goals: the GraphSAGE-based approach is inherently well-suited to scenarios where new sessions and pages appear regularly. It provides immediate generalization with only a minimal loss in accuracy, whereas a transductive approach (or a non-graph model) could struggle or require frequent retraining. This means our model can be deployed in a production pipeline where it scores events as they happen,

providing protection from day one, even for novel patterns of attacks.

## V. RESULTS AND DISCUSSION

Our experimental results provide several insights into the importance of graph modeling and the behavior of our detection system. In this section, we further analyze key aspects: the role of graph structure vs. semantic features, the performance of the feature-only baseline and its implications, the interpretability of the graph model, and the practical deployment considerations.

### A. Impact of Graph Structure vs. Semantic Features

One central question is whether the performance gains of the GraphSAGE model come primarily from the graph structure (i.e., who is connected to whom) or from the rich features we provided. To disentangle this, we performed an ablation analysis. We trained variants of the model with certain inputs removed: (a) a Structure-Only GNN – where we stripped most semantic features and only gave basic structural indicators (like degree, or one-hot identity of node type) to the GNN, forcing it to rely on connectivity; (b) a Feature-Only (no edges) model – effectively the MLP baseline, which ignores graph connections. We found that the full GraphSAGE (structure + features) was best, but notably, the structure-only GNN still outperformed the feature-only MLP on some metrics (for example, structure-only had an AUC  $\sim 0.88$  vs MLP’s 0.85 in a reduced setting). This suggests that graph structure alone does carry significant signal for bot detection. Many bots could be identified purely by how they connect to pages – for instance, some formed small clusters linking to the same unusual set of pages, separable from the main graph of user sessions. However, combining structure with semantics yielded the highest accuracy: the model benefits from knowing what the pages are or how the session behaved in detail, in addition to which pages were visited. Graph semantics (node feature information) and graph topology thus have a complementary effect. Our conclusion is that the graph structure provides a critical relational context that elevates detection performance, while semantic features provide the necessary descriptors to make sense of those relations. Removing either weakens the model, confirming that both aspects – who connects to whom and with what characteristics – are important for capturing complex bot behavior. This observation is consistent with broader findings in graph anomaly detection, where anomalies may manifest in topology, attributes, or their joint patterns, and combining both signals is often critical for robust detection [6].

### B. Baseline MLP Performance and Limitations

The feature-based MLP baseline performed reasonably well, which underscores that our feature engineering captured many tell-tale signs of bots. In fact, an AUC above 0.90 for the MLP is quite strong and might be sufficient for some use cases. This strong baseline comes from including features like high-frequency clicking, unusual navigation patterns, etc., which alone can flag obvious bots. The MLP’s strength likely also

comes from being a simpler model less prone to overfitting – it had fewer parameters and only had to map a fixed feature space to an output. However, its limitations became apparent on the more challenging detections and the generalization tests. The MLP struggled with bots that stayed within “normal” ranges on each individual feature. Its decision boundary, being in the original feature space, couldn’t easily capture combinatorial anomalies (e.g., moderate actions individually that collectively form an odd profile). The GraphSAGE model, by contrast, can detect such cases by essentially creating new features through neighbor aggregation. This observation aligns with findings in related security workflows, such as graph-based fraud detection, where relational context provides complementary signals beyond flat behavioral features [5]. Additionally, as seen in the cold-start test, the MLP was more sensitive to distribution shift – when bots in week 2 changed their behavior pattern, the MLP (trained on week 1 distribution) was less effective, while GraphSAGE’s relational reasoning still held. This indicates the graph model has better generalization to slight changes in attack strategy, likely because structural patterns of malicious behavior are somewhat consistent (e.g., they still target uncommon pages or coordinate activity) even if raw numbers differ. In practical terms, the MLP could serve as a lightweight detector to catch straightforward cases, but the GNN provides a safety net and deeper scrutiny that catches what the MLP would miss, especially as attackers adapt.

### C. Model Interpretability and Case Study

An often-cited challenge with deep learning models is interpretability. We found that our graph-based model offers improved interpretability for security analysts compared to a black-box classifier on flat features. This is because when the model flags a session as bot, one can examine the graph substructure around that session for clues. For example, consider a specific session that our model flagged with high confidence as a bot. On inspecting its neighborhood, we discovered it was the only session that visited a set of 5 particular URLs (which turned out to be an outdated API endpoint and four very niche product pages). No normal users in the entire dataset went to that combination of pages. This clearly explains why the model was suspicious – the session was an outlier in the graph connectivity. In another case, a cluster of about 10 sessions were all flagged as bots; graph investigation showed they all shared between them an identical sequence of 8 page visits (something exceedingly unlikely unless orchestrated). This kind of pattern discovery is facilitated by the graph structure, which is inherently human-inspectable to an extent: one can visualize or query for common neighbors, unique neighbors, etc., to form an explanation for the model’s output. In contrast, if an MLP said a session is bot with X% probability, it’s harder to discern if it was the high click count, the user-agent, or some nonlinear combo of features that led to that decision. The GNN’s aggregation mechanism, while complex, at least ties decisions to network patterns that we can trace. This interpretability is valuable for building trust in the model’s

decisions and for analysts to further investigate confirmed bot incidents (e.g., identifying what content was targeted).

#### *D. Generalization and Adaptability*

Our results indicate the graph-based approach is future-proofed to a degree against evolving attacks. Since GraphSAGE essentially learns how to detect suspicious relationships, an attacker would need to alter how they interact with the site in a fundamental way to avoid forming those tell-tale relationships. This could force them to slow down or access more innocuous content, which in turn might reduce the effectiveness of their attack (a scraper that is too slow or avoids large swaths of content is less threatening). In essence, our model raises the cost for attackers to go undetected. The fact that even unseen patterns in week 2 were caught is promising – it suggests the model is capturing underlying invariant aspects of malicious behavior (like the tendency to go off the common paths, or to synchronize actions across multiple accounts). That said, we are aware that adversaries could still find new vulnerabilities – for example, if bots start coordinating in groups such that no single session looks odd but collectively they achieve malicious goals. Addressing such sophisticated threats might require extending the graph (e.g., linking sessions that share fingerprints) or using higher-order patterns, which is an avenue for future work.

#### *E. Deployment Considerations*

Finally, we discuss how this model can be deployed in an engineering-friendly manner, as this was one of our goals (non-intrusive, easily integrated). Our system can be implemented as a plug-in module within the existing e-commerce infrastructure. For instance, in our organization’s internal platform (the “NIW system”), we integrated the GraphSAGE model as a microservice that interfaces with the user session event stream. This was done without altering the core website or user experience – all integration is on the backend. The graph construction and feature extraction process runs continuously and feeds the model, and the model’s outputs (bot likelihood scores) are passed to a decision engine that can trigger mitigations (like requiring additional verification for the suspected bot, or slowing down its requests via rate limiting). The low friction nature of this solution is evident: no JavaScript tags, no user prompts, and no API changes were needed on the front-end; the model works purely with server-side data that was already being logged (clicks, page requests).

Our model supports incremental updates in deployment. The GraphSAGE can be retrained offline with new data and then hot-swapped, or potentially updated in near-real-time if we accumulate labels online (an area for future improvement). Because of inductive inference, even if the model is not retrained for a while, it will still attempt to score new patterns – meaning the system degrades gracefully rather than breaking when encountering new activity. We observed in practice that model scores for clearly new bot patterns might be lower confidence, but not random; and once retrained with a few examples of that pattern, the model quickly adapts.

In terms of performance overhead, deploying a GNN in real-time had challenges, but we optimized the inference by pruning the graph exploration: we cap the number of neighbors considered for any new node to ensure the embedding computation stays quick. In our tests, scoring a new session (with up to  $\sim 50$  page visits) took under 50 milliseconds on a CPU, which is acceptable for asynchronous detection (we do not block the user’s browsing, we simply act on the score server-side). The system can thus operate essentially in parallel with user activity, enforcing security without latency impact. Horizontal scaling is possible by sharding sessions by user or time if needed.

Overall, the combination of strong detection performance, explainability of results, and ease of integration makes our graph-based solution attractive for real-world e-commerce security. It demonstrates how modern graph neural network techniques can be applied beyond academic networks (like citation or social graphs) and into practical cybersecurity defenses for online retail.

## VI. CONCLUSION

In this paper, we presented a non-intrusive graph-based bot detection system for e-commerce and demonstrated its effectiveness and practicality. Our approach advances the state-of-the-art in several ways. First, we introduced a novel formulation that models user sessions and web content as a bipartite graph, enabling the capture of relational patterns indicative of automated behavior. This graph modeling, combined with a powerful inductive GNN (GraphSAGE), yields a detector that achieves high precision and recall without resorting to intrusive measures like CAPTCHAs. We showed that emphasizing graph semantics – the joint modeling of session attributes and their interconnected structure – leads to significantly improved performance over using behavioral features alone.

Second, we strengthened the evaluation of bot detection models by incorporating adversarial and cold-start experiments. The adversarial perturbation study illustrated that our graph model is robust to modest attempts by bots to evade detection by altering their connectivity, an important property for a security tool deployed in adversarial environments. The cold-start simulation confirmed the model’s ability to handle new sessions and pages seamlessly, thanks to its inductive design. These experiments underscore the model’s robustness and generalization, which are critical for long-term deployment as bots evolve and new content is introduced.

Third, we discussed deployment aspects, showing that the model can be integrated as a plug-in module in an existing system with minimal friction. The non-intrusive nature means businesses can upgrade their security without impacting user experience, a key advantage over traditional bot mitigation techniques. We highlighted that our solution supports incremental learning and real-time inference, making it feasible for large-scale e-commerce operations that handle millions of requests.

### A. Future Work

Building on this foundation, there are several directions for future research. One direction is to explore more advanced heterogeneous graph techniques – for example, incorporating user account nodes or IP address nodes into the graph could reveal cross-session coordination (multiple sessions from the same IP might indicate a botnet cluster). Another direction is developing explicit defenses against adaptive adversaries: using the insights from our perturbation experiment, we could implement a mechanism to detect when bots try to “launder” their behavior by adding fake edges (e.g., an anomaly detector on graph perturbation patterns). Additionally, while our model is largely explainable through graph inspection, we could integrate interpretability methods (like GraphLIME) to highlight which neighbors or features most influenced a given prediction, further aiding analysts. Finally, we plan to conduct A/B testing on a live platform – serving real traffic with our bot detection model in place – to measure the reduction in malicious activity and the impact (if any) on genuine users. Such deployment studies will validate the effectiveness in production and provide feedback for refining the model.

In conclusion, our work demonstrates that graph-based deep learning can significantly bolster e-commerce security in a practical, user-friendly manner. By leveraging the power of graph semantics and inductive learning, we achieve robust bot detection that keeps pace with adversaries while keeping the customer experience seamless. We hope this encourages wider adoption of graph machine learning techniques in cybersecurity applications and sparks further innovations in non-intrusive fraud and bot detection for online platforms.

### REFERENCES

- [1] A. Abou Daya, M. A. Salahuddin, N. Limam, and R. Boutaba, “Botchase: Graph-based bot detection using machine learning,” *IEEE Transactions on Network and Service Management*, vol. 17, no. 1, pp. 15–29, 2020.
- [2] W. L. Hamilton, R. Ying, and J. Leskovec, “Inductive representation learning on large graphs,” in *Advances in Neural Information Processing Systems (NeurIPS)*, 2017.
- [3] G. Suchacka, A. Cabri, S. Rovetta, and F. Masulli, “Efficient on-the-fly web bot detection,” *Knowledge-Based Systems*, 2021, art. no. 107074.
- [4] C. Iliou, T. Kostoulas, T. Tsikrika, and V. Katos, “Detection of advanced web bots by combining web logs with mouse behavioural biometrics,” *Digital Threats: Research and Practice*, 2021.
- [5] M. Huo, K. Lu, Q. Zhu, and Z. Chen, “Enhancing customer contact efficiency with graph neural networks in credit card fraud detection workflow,” in *2025 IEEE 7th International Conference on Communications, Information System and Computer Engineering (CISCE)*, 2025, pp. 320–324.
- [6] X. Ma, J. Wu, S. Xue, J. Yang, C. Zhou, Q. Z. Sheng, H. Xiong, and L. Akoglu, “A comprehensive survey on graph anomaly detection with deep learning,” *IEEE Transactions on Knowledge and Data Engineering*, 2021.
- [7] X. Xu, H. Wang, A. Lal, C. A. Gunter, and B. Li, “Edog: Adversarial edge detection for graph neural networks,” in *Proceedings of IEEE SaTML*, 2023, pp. 291–305.