

# Enhancing TableQA through Verifiable Reasoning Trace Reward

Tung Sum Thomas Kwok<sup>\*1</sup> Xinyu Wang<sup>\*2</sup> Hengzhi He<sup>1</sup> Xiaofeng Lin<sup>1</sup> Peng Lu<sup>3</sup> Liheng Ma<sup>2</sup>  
Chunhe Wang<sup>1</sup> Ying Nian Wu<sup>1</sup> Lei Ding<sup>4</sup> Guang Cheng<sup>1</sup>

## Abstract

A major challenge in training TableQA agents, compared to standard text- and image-based agents, is that answers cannot be inferred from a static input but must be reasoned through step-wise transformations of the table state, introducing multi-step reasoning complexity and environmental interaction. This leads to a research question: Can explicit feedback on table transformation action improve model reasoning capability? In this work, we introduce RE-TAB, a plug-and-play framework that architecturally enhances trajectory search via lightweight, training-free reward modeling by formulating the problem as a Partially Observable Markov Decision Process. We demonstrate that providing explicit verifiable rewards during *State Transition* (“What is the best action?”) and *Simulative Reasoning* (“Am I sure about the output?”) is crucial to steer the agent’s navigation in table states. By enforcing stepwise reasoning with reward feedback in table transformations, RE-TAB achieves state-of-the-art performance in TableQA with almost 25% drop in inference cost. Furthermore, a direct plug-and-play implementation of RE-TAB brings up to 41.77% improvement in QA accuracy and 33.33% drop in test-time inference samples for consistent answer. Consistent improvement pattern across various LLMs and state-of-the-art benchmarks further confirms RE-TAB’s generalisability.<sup>1</sup>

## 1. Introduction

Tabular data is a prevalent modality for storing and acting on structured information, widely used in healthcare, finance, and marketing (Shrey & etc, 2025; Li et al., 2025b).

<sup>1</sup>University of California, Los Angeles, USA <sup>2</sup>McGill University, Montreal, Canada <sup>3</sup>University of Montreal, Montreal, Canada <sup>4</sup>University of Manitoba, Winnipeg, Canada. Correspondence to: Tung Sum Thomas Kwok <tk1018@ucla.edu>.

Preprint. February 2, 2026.

<sup>1</sup>The repository is available at [https://github.com/ThomasK1018/RE\\_Tab](https://github.com/ThomasK1018/RE_Tab).

Table Question Answering (‘TableQA’) therefore serves as a practical interface between raw records and decision making. Recent Large Language Models (‘LLM’s) have achieved strong TableQA performance by integrating in-context learning (Chen, 2023; Sui et al., 2024; QU et al., 2025), Chain-of-Thought prompting (Cheng et al., 2023; Ye et al., 2023), and agentic frameworks (Yang et al., 2025c;d) to support multi-turn table reasoning. A common execution pattern is a state-transition loop

Table  $\rightarrow$  Action  $\rightarrow$  New Table,

which resonates with state transition in world-model reasoning (Xing et al., 2025a; Wu et al., 2025b), with each intermediate table functioning as an explicit state.

However, under this paradigm, actions are often executed without explicit step-level feedback about their quality. Without such feedback, table agents struggle to reflect on intermediate decisions. They may fail to identify suboptimal actions early, and errors can compound across turns. In the worst case, missing an optimal intermediate state (Figure 1) leads to continual state exploration and ultimately incorrect answers. Although post-hoc correction methods such as graph-based refinement (Yang et al., 2025c) and test-time scaling (Yang et al., 2025d) have been explored, they rely heavily on LLM internal signals and remain fragile in multi-hop TableQA, hence highlighting the importance of explicit reward feedback in tabular reasoning.

Reward modeling is a standard ingredient for guiding world-model reasoning in other modalities (Alonso et al., 2024; NVIDIA et al., 2025; Shang et al., 2025), but it does not transfer naturally to tables. Human-feedback rewards (Ouyang et al., 2022) are difficult to scale in tabular settings due to weak preference signals and costly, inconsistent annotations (Yang et al., 2025b). While verifiable rewards appear promising, existing formulations remain inadequate for TableQA. First, many require substantial manual engineering which limits scalability. Second, stepwise rewards from other modalities often rely on semantic similarity (e.g., CLIPScore (Hessel et al., 2021) or cosine similarity (Steck et al., 2024)), which fails to respect heterogeneous schemas and structural constraints. In tables, even a single cell error can disrupt row or column distributions and break schema fidelity, leading to unreliable reasoning (Figure 1). Third,

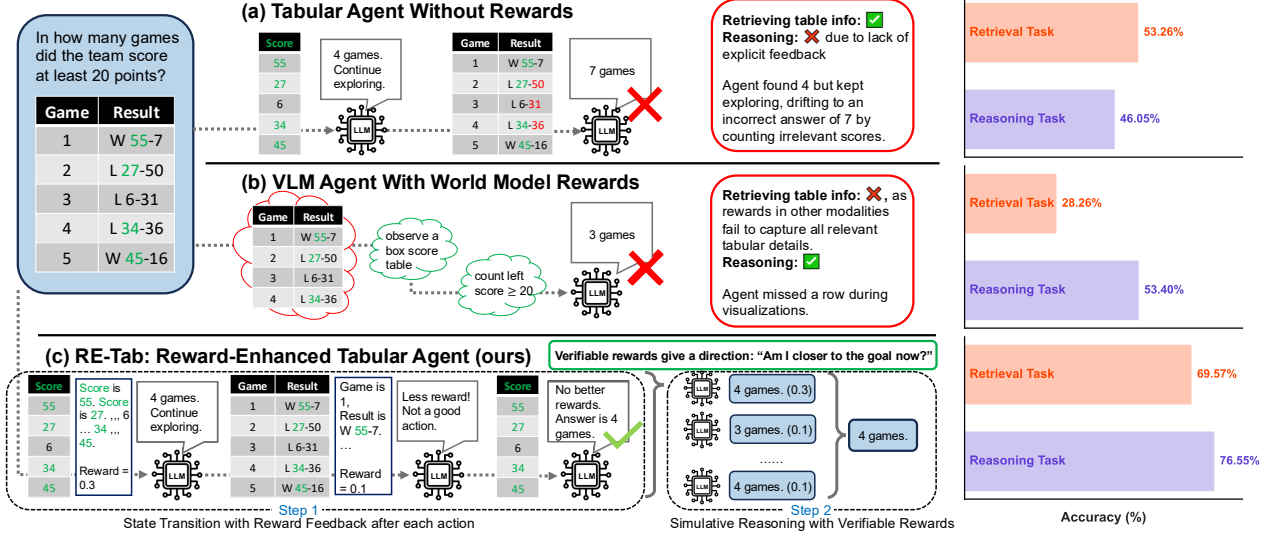


Figure 1. Illustration of the comparison between (a) Tabular agent without rewards (Chain-of-Tables (Wang et al., 2024)), (b) VLM agent with world model rewards (VAGEN (Wang et al., 2025a)), and (c) Our proposed RE-TAB. Given a complex table where the score is embedded in the form of box score text, (a) retrieves correctly but lacks an explicit reward to reason correctly; (b) provides correct reasoning but falls short in accurately retrieving the table; (c) RE-TAB iteratively provides verifiable reward as feedback to the agent to evaluate transformation correctness, and conducts multiple thought processes to search for the most rewarded answer, allowing consistent improvements in both reasoning and retrieval tasks.

embedding-based similarity require length truncation if input exceeds embedding model limitations (Zhang\* et al., 2020; Zhang et al., 2025b), which directly destroys tabular structure and causes both semantic and structural information loss. These limitations motivate rewards tailored to tabular structure rather than generic semantic proximity.

Since generic similarity rewards fail to reflect tabular structure, a suitable stepwise reward for TableQA should evaluate intermediate table states with respect to the query itself. This leads to our core question: *“Is the current table sufficient to address the query?”* We argue that sufficiency hinges on two complementary criteria: (1) *Lexical Coverage*: Does the current table contain the crucial information required by the query?, (2) *Precision*: Does the table state remain minimal, retaining only information necessary for computing the answer? and (3) *Structural Integrity*: Does evaluation preserve the full table structure? Motivated by these criteria, we extend ROUGE (Lin, 2004) to tabular data, using the Longest Common Subsequence (‘LCS’) component to capture coverage, and unigram-length behavior to quantify precision, thereby formulating TABROUGE.

TABROUGE constitutes the backbone of RE-TAB, a lightweight, training-free framework that introduces world-model-style reasoning into tabular agents. First, during *State Transition*, TABROUGE provides turn-by-turn feedback for evaluating the quality of each action through its effect on the intermediate table state. Second, through *Simulative Reasoning*, the agent generates multiple candidate trajectories, and TABROUGE supports trajectory evaluation and

selection before final answer inference. By introducing an explicit, structure-aware reward that is query-grounded and training-free, RE-TAB aims to make multi-turn TableQA both more reliable and more efficient. All in all, we make three key contributions:

1. **A novel table-to-query relevance metric.** We introduce TABROUGE, a tabular reward for evaluating intermediate table states with respect to the query, together with theoretical analysis of metric robustness (Section 3);
2. **A plug-and-play, training-free framework for TableQA.** Built on TABROUGE, RE-TAB augments existing TableQA paradigms with explicit feedback and trajectory selection, improving performance while reducing token generation costs (Section 4); and
3. **Generalizable empirical validation.** Incorporating RE-TAB yields consistent improvements across both open- and closed-source LLMs on multiple state-of-the-art TableQA datasets (Section 4).

## 2. Related Work

### 2.1. TableQA

TableQA requires understanding structured tables to infer answers (Li et al., 2023; Cheng et al., 2024). Early approaches relied on semantic parsing and pre-training (Jiang et al., 2022; Lee et al., 2025), while recent advances with LLMs and VLMs enable more complex reasoning (Pal et al., 2023;

Lee et al., 2024; Zhu et al., 2025). Modern methods emphasize symbolic and multi-step reasoning, integrating executable programs with QA generation (Cheng et al., 2023; Zhang et al., 2024a) and retrieval-augmented strategies (Lin et al., 2023; Wu et al., 2023). Sequential Planning frameworks iteratively transform tables using predefined tools (Zhang et al., 2024b; Wang et al., 2024), whereas Compositional Planning decomposes queries into subproblems (Wang et al., 2023; Ye et al., 2023; Jiang et al., 2023), with additional enhancements in decomposition and causal analysis (Ji et al., 2025; Yang et al., 2025c;d). Search-based methods employ Monte Carlo Tree Search (Świechowski et al., 2023) and process-supervised rewards (Li et al., 2025a; Zhang et al., 2025a), with progressive verification for multi-step reasoning (Hong et al., 2025). However, most existing approaches rely on internal reasoning traces or specific execution environments, which may lead to information loss and undetected errors without explicit grounding. Our work addresses this gap by proposing verifiable and deterministic stepwise feedback TABROUGE on the table state transition.

## 2.2. World-Model Perspectives in TableQA

World model reasoning has been widely studied in visual and multimodal domains, focusing on perception, representation learning, and the flow of information across reasoning steps (Tong et al., 2024; Liu et al., 2024a; Basu et al., 2024; Liu et al., 2024c; Sarch et al., 2025; Wang et al., 2025a). Similar ideas have also been explored in code generation to improve intermediate program states reasoning (Copet et al., 2025). These developments motivate applying world-model perspectives to structured reasoning over tables. In TableQA, interactive methods have started to incorporate related components, such as tabular grounding (Wang et al., 2024; Yang et al., 2025c; Hollmann et al., 2025; QU et al., 2025), causal tracing and interpretability (Yang et al., 2025d), and self-correction in multi-turn interactions (Nguyen et al., 2025; Yang et al., 2025b). Techniques like Mix-SC (Liu et al., 2024b) further improve robustness by aggregating multiple reasoning trajectories through voting and test-time scaling. Despite these advances, current approaches lack quantitative evaluation of exact table states, leaving quality estimation over table reasoning trajectories largely unexplored. We address this gap with RE-TAB to evaluate agent’s action at both action and trajectory levels.

## 3. Build Internal Reward Models in Multi-Turn Table Reasoning

### 3.1. Problem Formulation

**Tool-based Table Reasoning State Transitions** We formalize the tool-based table reasoning (Wang et al., 2024; Ji et al., 2025) as follows: Each entry consists of a tabular

dataset  $T$ , a natural language query  $Q$ , and ground truth  $\alpha$ . Our objective is to produce  $\hat{\alpha}$  that maximizes  $G(\hat{\alpha}, \alpha)$  where  $G$  is an evaluation function. In practice, both LLMs and VLMs struggle to reliably attend to entire tables token by token (Wang et al., 2025b), making full-table prompting infeasible and cost-intensive. Consequently, agents need to reason over partial snapshots of the full table. This information bottleneck motivates us to model the task as a Partially Observable Markov Decision Process (‘POMDP’) (Åström, 1965). The agent observes partial table snapshot  $o \in O$  from true table state  $T$  and selects action  $a \in A$  from a set of predefined atomic table operations (Wang et al., 2024), parameterized by arguments  $\theta_a$ . At each step  $t$ , the agent executes  $a_t$  by generating  $\theta_{a_t}$  based on observation  $o_t$ , so the environment is transited from  $T_t$  to  $T_{t+1}$  via transition function  $P(T_{t+1} | T_t, a_t)$ , emitting a scalar reward  $r_t = r(a_t, T_{t+1}, Q)$ . The agent then observes a partial snapshot of new state  $T_{t+1}$ :  $o_{t+1} \sim \Omega(\cdot | T_{t+1})$ , eventually forming a trajectory and respective trajectory reward  $R(\tau)$  as the *aggregated discounted reward* over all reward  $r_t$

$$\tau = (T_0, o_0, a_0, r_0, \dots, T_S, o_S, a_S = \hat{\alpha}_\tau, r_S).$$

### Optimal Trajectory Search in Simulative Reasoning

After generating multiple trajectories, the agent chooses and outputs the trajectory that returns highest trajectory reward. We formulate this as a two-phase search process which explores the action space  $A$  for optimal move in each turn and the possible trajectory space  $\mathcal{T}$  for optimal trajectory. We express the search problem as:

$$R(\tau) = \sum_{l=0}^S \gamma_l (\arg \max_{a_l \in A} (r(a_l, T_{l+1}, Q)))$$

$$\tau^* = \arg \max_{\tau \in \mathcal{T}} (R(\tau)), \quad \hat{\alpha}_{\tau^*} = a_S \in \tau^*$$

where  $\gamma_k \in [0, 1]$  is a discount factor. RE-TAB (‘Reward-Enhanced Tabular Agent’) proposes two reward models for stepwise reward  $\{r_l\}_{l=0}^S$  and the subsequent trajectory reward  $R(\tau)$ , parameterized by the agent that takes in observation tokens  $o_t$ , and outputs the reward  $r_t$ .

### 3.2. RE-TAB Reward Modeling

Reward model serves as a feedback mechanism to stabilize the stochastic reasoning trajectory  $\tau$ . Without an explicit feedback, LLM agent generates brittle reasoning and suffers from degraded accuracy in reasoning drifts (Figure 6, 7).

**Proposition 3.1** (Reward Model Significance in Multi-turn LLM Interactions). *From Section 3.1, let the tabular reasoning task be defined as a POMDP where  $T_t \in \mathcal{T}$  represents the high-dimensional underlying table state and  $o_t = \phi(T_t)$  represents the observation via a projection function  $\phi : \mathcal{T} \rightarrow \mathcal{O}$ . This projection induces an information*

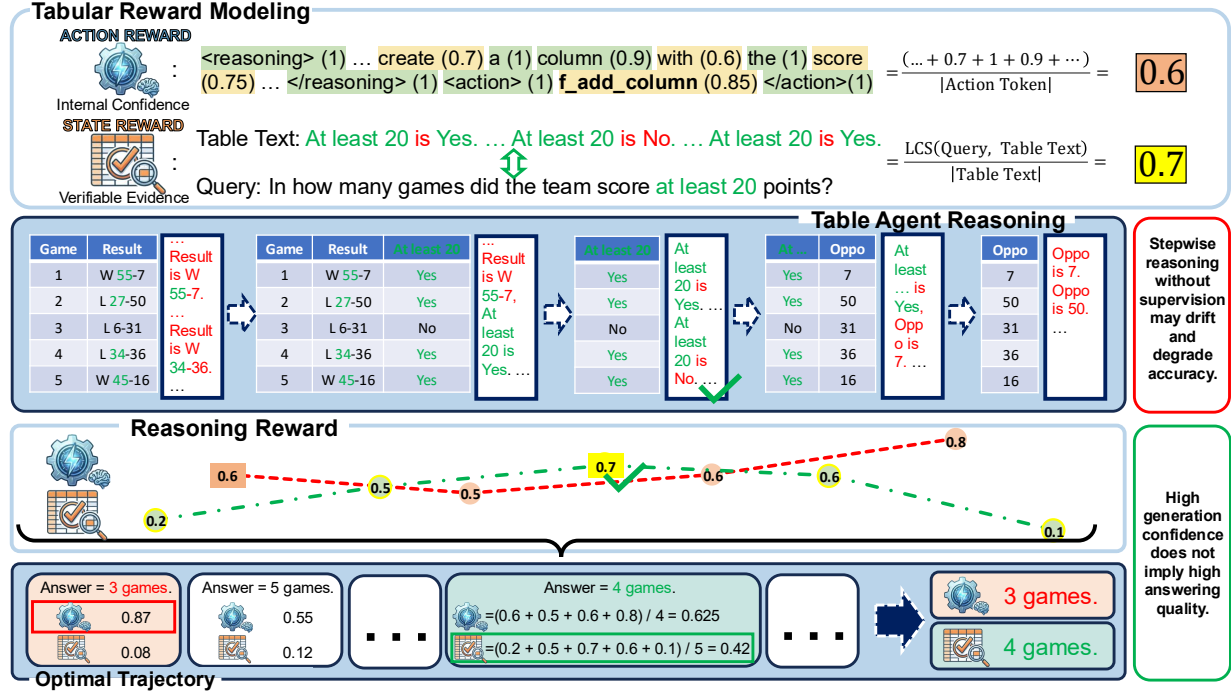


Figure 2. Action-token confidence can be high even when the reasoning trajectory drifts, whereas the state-based, verifiable reward measured by TABROUGE better reflects whether an intermediate table state contains the right information to answer the query by rewarding query-relevant lexical coverage and penalizing excessive low-relevance table content (low precision). Specifically, TABROUGE facilitates evaluation in both the step (action) and trajectory levels, enabling RE-TAB’s two-phase trajectory search.

bottleneck (Tishby et al., 2000) such that the mutual information between the observation and the state is constrained:

$$I(T_t; o_t) \ll H(T_t) \quad (1)$$

The agent’s decision policy  $\pi(a_t | o_{1:t})$  must consequently infer task progress under uncertainty. The introduction of turn-wise scalar reward  $r_t = \mathcal{R}(a_t, T_{t+1}, Q)$  as a compressed table distillation signal that collapses the high-dimensional and not fully observable table state into a one-dimensional progress metric. This grounding signal compensates for the partially observable  $o_t$  which satisfies:

$$H(T_{t+1} | o_{t+1}, r_t) < H(T_{t+1} | o_{t+1}) \quad (2)$$

We identify a lightweight, training-free method for RE-TAB: a *state-based reward* which estimates quality of action result, i.e. the table state after each action.

### 3.2.1. STATE-BASED REWARD MODELING

Action confidence does not guarantee that an agent is making meaningful progress toward answering the query. Therefore, we introduce a state-based reward model that evaluates the semantic quality of intermediate table states. This approach is inspired by verifiable reward signals developed in other modalities (Wang et al., 2025a; Wu et al., 2025b).

However, in structured table reasoning, conventional correctness or cell-level accuracy is insufficient because the key question is not merely “Is this table correct?”, but rather:

1. **Lexical Coverage**: Does the table contain all information necessary to answer the query?
2. **Precision**: Does the table restrict itself to only query-relevant and directly usable information?
3. **Structural Integrity**: Does the evaluation operate on the full table without truncation or structural distortion?

To address these criteria, we propose a reward metric that measures the semantic alignment between the query and each intermediate table state.

### Verifiable Query2Table Precision Reward: TABROUGE

We extend ROUGE-L (Lin, 2004) to define TABROUGE for tabular reasoning (see Section A.3 for details). After each step  $l$ , the updated table state  $T_{l+1}$  is deterministically converted into a textual sequence using an encoding function  $Enc(\cdot)$  (Appendix B). This deterministic encoding ensures reproducibility and incurs negligible computational overhead. The reward is then computed by comparing the



encoded table against the query  $Q$ :

$$r_{\text{TABROUGE}}(a_l, T_{l+1}, Q) = \frac{LCS(Q, \text{Enc}(T_{l+1}))}{|\text{Enc}(T_{l+1})|}. \quad (3)$$

The numerator  $LCS(Q, \text{Enc}(T_{l+1}))$  measures the amount of query-relevant content preserved in the current table state, while the denominator  $|\text{Enc}(T_{l+1})|$  reflects the total information contained in the table. This formulation encourages *lexical coverage* (retaining necessary evidence) while penalizing unnecessary content, thereby promoting *precision*. Moreover, because this reward operates without embedding transformation, it avoids size truncation on the full serialized table, hence preserving *structural integrity*.

Importantly, because TABROUGE relies on the single longest common subsequence, it is robust to repetition and prevents reward hacking through duplicated rows or columns. The reward therefore favors concise, sufficient table representations rather than inflated states. Finally, TABROUGE is conditioned on both the query and the current table state and is not intended for cross-table comparison. Instead, it serves as a trajectory-local progress signal, where relative improvements indicate that a transformation moves the table toward a more sufficient and minimal representation for answering the query.

**Proposition 3.2** (Metric Optimality of Table States). *Given a query  $Q$ , a candidate set of intermediate table states  $\mathcal{T}$  and TABROUGE (Equation 3), then any maximizer*

$$T^* \in \arg \max_{T \in \mathcal{T}} s(T; Q)$$

*corresponds to a “just-right” table state which contains all available query-relevant information while excluding removable redundancy. A maximizer of this score cannot contain removable redundancy: if  $\exists T' \subset T^*$  such that  $\Omega(T', Q) = \Omega(T^*, Q)$  (i.e., the sub-state preserves all query-relevant numerator overlap), then:*

$$\mathcal{L}(T') < \mathcal{L}(T^*) \implies \frac{\Omega(T', Q)}{\mathcal{L}(T')} > \frac{\Omega(T^*, Q)}{\mathcal{L}(T^*)}$$

*yields a higher score  $s(T'; Q) > s(T^*; Q)$ , contradicting the maximality of  $T^*$ . At the same time, it cannot omit available query-relevant information. If additional content  $\Delta T$  can be added to form  $T^+ = T^* \cup \Delta T$  with overlap gain  $\Delta \Omega$  and encoding increase  $\Delta \mathcal{L}$ , the ratio improves as marginal information density exceeds current state’s density:*

$$\frac{\Delta \Omega}{\Delta \mathcal{L}} > s(T^*; Q) \implies s(T^+; Q) > s(T^*; Q)$$

Detailed theoretical support is provided in Appendix A.3. Additional sensitivity analysis of using different delimiters for  $\text{Enc}(T)$  is attached in Appendix D.3. The overall state-level trajectory reward is

$$R_{\text{state}}(\tau) = \sum_{l=0}^S \gamma_l r_{\text{TABROUGE}}(a_l, T_{l+1}, Q),$$

where  $\gamma_l$  is the stepwise discount factor. This mechanism verifies whether each action meaningfully transforms the table to better facilitate answering the query.

### 3.3. Two-Phase Implementation of Reward Models

**Two-Phase Search** This two-phase, training-free design provides dense and interpretable supervision for structured reasoning and complements confidence-based and terminal reward signals in a unified optimization framework. Operationally, the process unfolds as follows:

1. **State Transition:** At each step, the agent explores the action space  $A$  and selects action using the step-level reward  $r(a_l, T_{l+1}, Q)$ .
2. **Simulative Reasoning:** Given the trajectory set  $\mathcal{T}$ , the agent outputs highest-reward trajectory  $\tau^*$  and the corresponding final answer  $\hat{a}_{\tau^*}$ .

$$\tau^* = \arg \max_{\tau \in \mathcal{T}} R(\tau), \quad \hat{a}_{\tau^*} = a_S \in \tau^*.$$

**Optimization Objective** For a set of sampled trajectories  $\mathcal{T}$ , the agent aims to maximize the expected reward

$$J(\mathcal{T}) = \mathbf{E}_{\tau \sim \mathcal{T}} [R_{\text{state}}(\tau)], \quad (4)$$

This objective biases the agent toward trajectories that achieve high semantic alignment with the query throughout multi-turn execution.

## 4. Experiments

We present RE-TAB as a plug-and-play framework for improving Table LLM agent performance. We integrate RE-TAB into two major TableQA reasoning paradigms, i.e. Sequential Planning and Compositional Planning, represented by Chain-of-Tables and Tree-of-Tables (Wang et al., 2024; Ji et al., 2025), to evaluate its general applicability.

### 4.1. Initial Results

We evaluate RE-TAB using GPT-3.5 as the base model and compare against prior TableQA systems (Jiang et al., 2022; Cheng et al., 2023; Ye et al., 2023; Lin et al., 2023; Patnaik et al., 2024; Zhang et al., 2024a;b; Liu et al., 2025; Ji et al., 2025; Yang et al., 2025c;d). Figure 3 shows that incorporating reward-based world model reasoning significantly improves both Chain-of-Tables and Tree-of-Tables, yielding up to 15% absolute accuracy gains and achieving state-of-the-art performance. We reproduce both Chain-of-Tables and Tree-of-Tables baselines (Wang et al., 2024; Ji et al., 2025) to isolate the effect of RE-TAB. Figure 3 shows that RE-TAB achieves approximately 20% token reduction from the counterpart without incorporating reward modeling, indicating effectiveness of halting unproductive reasoning.

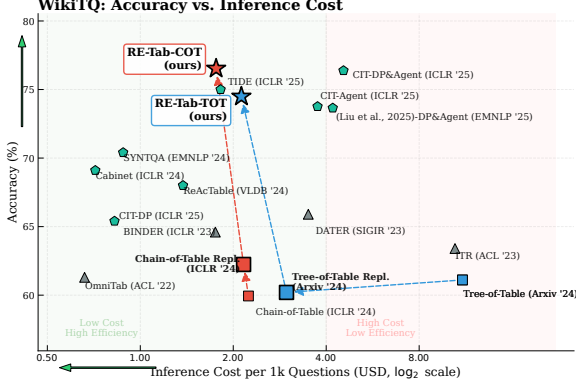


Figure 3. Results on WikiTQ with GPT-3.5. We faithfully replicate both Chain-of-Tables and Tree-of-Tables and obtain similar results as reported in (Wang et al., 2024; Ji et al., 2025). After incorporating RE-TAB, both frameworks show substantial improvements with notable reduction in inference cost.

## 4.2. Setup

**Datasets.** We conduct ablation studies on three public table-understanding benchmarks: WikiTQ (Pasupat & Liang, 2015), MMQA (Wu et al., 2025a), and MMTU (Xing et al., 2025b), with the latter two benchmarks being state-of-the-art and recently published baselines to ensure rigorous and up-to-date evaluation. WikiTQ contains short text-span answers and serves as a standard comparison benchmark, while MMQA requires external semantic reasoning beyond explicit table content and MMTU involves irregular values and formats that demand precise lookup. As all datasets provide ground-truth answers, we report binary accuracy as the primary metric, with BLEU (Papineni et al., 2002) and ROUGE-L (Lin, 2004) results in Appendix D.1.3.

**Models.** The backbone LLMs in our experiments include QWEN-3-8B (Yang et al., 2025a), Ministral-3-8B (Liu et al., 2026), GPT-4.1-nano (OpenAI, 2025a), GPT-oss-20b (OpenAI, 2025c), and GPT-5-nano (OpenAI, 2025b). The agent attempts each question by including sampled rows in the prompt and deciding the next tool action accordingly in each turn. Implementation details can be found in Appendix E.

**Baselines.** We compare the answering accuracy before and after incorporating reward model in 1) State Transition phase and 2) Simulative Reasoning phase. Within Simulative Reasoning evaluation, we evaluate between using action-based reward (Section 4.2) versus state-based reward (Section 3.2.1), with the baseline being an equal-weighting reward on all trajectories. In all cases, the agent is limited to using only atomic operations proposed in Chain-of-Tables (Wang et al., 2024) for fair functionality comparison. Details of the tools can be founded in Appendix C.

**Action-Based Simulative Reasoning** Under test-time inferences, we benchmark against generation entropy and confidence estimation (Fu et al., 2025; Razghandi et al., 2025), a reward model commonly used in reasoning of text modality, which derives process rewards by aggregating token-level log-probabilities. Given action  $a_l$ , we define a stepwise confidence reward as

$$r_{\text{conf}}(a_l, T_{l+1}, Q) = \sum_{i=1}^{|a_l|} \left( \frac{1}{k} \sum_{j=1}^k \log p(x_{i,j} | x_{<i,j}) \right),$$

where the inner summation aggregates the log-probabilities of the top- $k$  candidate tokens at each position. This token-level action confidence can be aggregated into a trajectory-level reward in two distinct ways:

1. **Chain-level confidence aggregation:** concatenating all step reasoning into one trace sequence, or
2. **Stepwise confidence aggregation:** accumulating confidence independently for each action step.

Let  $CS = a_1 \parallel a_2 \parallel \dots \parallel a_S$  denote the concatenation of all  $S$  actions in trajectory  $\tau$ . Then the two forms of trajectory confidence rewards are

$$R_{\text{chain}}(\tau) = \sum_{l=1}^{|CS|} \left( \gamma_l \frac{1}{k} \sum_{j=1}^k \log p(x_j | x_{<j}) \right),$$

$$R_{\text{step}}(\tau) = \sum_{l=1}^S r_{\text{conf}}(a_l, T_{l+1}, Q),$$

where  $\gamma_l \in [0, 1]$  is a discount factor,  $|CS|$  is the total token length of the concatenated actions, and  $S$  is the number of steps. The final answer is chosen by maximizing Equation 4

$$J(\mathcal{T}) = \mathbf{E}_{\tau \sim \mathcal{T}} [R_{\text{action}}(\tau)], \text{ where action} \in \{\text{chain, step}\}$$

## 4.3. Main Results

Table 1 shows that using pre-defined tools yields more consistent generations and higher accuracy. Incorporating reward-based world-model reasoning further and consistently improves table reasoning across all three datasets and five LLMs. These gains are primarily driven by reward feedback during the State Transition phase, which suppresses multi-turn reasoning drift by explicitly evaluating the quality of intermediate table states and guiding subsequent actions.

Adding reward modeling in the Simulative Reasoning phase further improves answer quality, aligning with findings on test-time scaling (Liu et al., 2024b; Fu et al., 2025; Yang et al., 2025d). Among the variants, state-based TABROUGE consistently outperforms action-based and uniform rewards, revealing failure cases where models are

Table 1. Performance (%) across datasets, models, workflows, and inference settings. ST and SR mean incorporating reward modeling in State Transition and Simulative Reasoning stage respectively. Column in yellow indicates performance after incorporating reward feedback in single-turn inference. EQ, CC, CS and VR correspond to different reward models including equal-weighting (EQ), action-based reward on entire chain (AC) and on each action step (AS) (Section 4.2), and lastly state-based reward TABROUGE (RG) (Section 3.2.1). Column in green indicates performance with full RE-TAB incorporation.

Model	Code	Chain-of-Table (Tools)							Tree-of-Table (Tools)						
ST Reward	✗	✗	✓	✗	✓	✓	✓	✓	✗	✓	✗	✓	✓	✓	✓
SR Reward	✗	✗	✗	EQ	EQ	AC	AS	RG	✗	✗	EQ	EQ	AC	AS	RG
WikiTQ															
QWEN3-8B	32.65	32.65	46.94	34.69	46.94	48.98	<b>58.16</b>	55.61	35.71	44.90	44.90	42.86	53.06	<b>57.14</b>	55.10
Ministral-3-8B	35.71	45.92	51.02	42.86	57.14	<b>67.35</b>	<b>67.35</b>	<b>67.35</b>	42.86	49.49	53.06	55.10	<b>63.27</b>	61.22	<b>63.27</b>
GPT-4.1-nano	44.90	59.18	67.35	63.27	69.39	75.51	77.55	<b>81.63</b>	55.10	65.31	58.16	61.22	67.35	69.39	<b>71.43</b>
GPT-oss-20b	56.12	62.24	69.39	65.31	71.43	81.63	<b>87.76</b>	85.71	57.14	66.33	69.39	83.67	83.67	<b>85.71</b>	<b>85.71</b>
GPT-5-nano	48.98	79.59	<b>89.80</b>	81.63	85.71	<b>89.80</b>	<b>89.80</b>	<b>89.80</b>	79.59	83.67	85.71	85.71	<b>91.84</b>	<b>91.84</b>	<b>91.84</b>
MMQA															
QWEN3-8B	24.05	25.32	40.51	26.58	34.18	37.97	41.77	<b>44.30</b>	36.71	43.04	37.97	41.77	39.24	39.24	<b>44.94</b>
Ministral-3-8B	22.78	27.85	43.04	27.85	40.51	43.04	37.97	<b>49.37</b>	35.44	46.84	37.97	50.63	49.37	55.70	<b>56.96</b>
GPT-4.1-nano	22.78	32.91	60.76	49.37	64.56	63.29	<b>68.35</b>	67.09	31.65	58.23	51.90	56.96	67.09	68.35	<b>73.42</b>
GPT-oss-20b	34.18	55.70	72.15	56.96	73.42	74.68	78.48	<b>83.54</b>	60.76	74.68	63.29	75.95	77.22	<b>83.54</b>	79.75
GPT-5-nano	41.77	49.37	63.29	60.76	70.89	79.75	82.28	<b>83.54</b>	56.96	74.68	60.76	83.54	84.81	<b>86.08</b>	<b>86.08</b>
MMTU															
QWEN3-8B	30.43	36.96	45.65	35.87	44.57	46.20	48.91	<b>52.17</b>	25.27	29.35	28.26	31.52	30.43	31.52	<b>33.70</b>
Ministral-3-8B	28.80	29.35	36.96	27.17	32.61	48.91	52.17	<b>54.35</b>	27.17	29.89	28.80	32.34	33.70	34.78	34.78
GPT-4.1-nano	50.00	53.26	69.57	63.04	72.83	76.09	<b>79.35</b>	<b>79.35</b>	52.17	65.22	57.61	70.65	75.00	76.09	<b>78.26</b>
GPT-oss-20b	54.35	48.91	69.57	51.09	61.96	72.83	75.00	<b>77.17</b>	44.57	60.87	51.09	69.57	77.17	75.00	<b>81.52</b>
GPT-5-nano	67.39	80.43	85.87	80.43	88.04	89.13	<b>90.22</b>	<b>90.22</b>	45.65	80.43	47.83	81.52	82.61	82.61	<b>85.87</b>

confident but incorrect. While confidence-based rewards miss these errors, state-based rewards detect precision drops in intermediate states (Figure 2) and penalize unreliable trajectories. The outperformance is also consistent in other scoring metrics (Table 6). Volatility analysis and evaluation results of other metrics are provided in Appendix D.1.

#### 4.4. Performance Analysis for Simulative Reasoning Reward Modeling

By weighting reasoning trajectories, RE-TAB reduces occurrence-frequency bias, preventing frequent incorrect paths from dominating rarer correct ones. Beyond accuracy, we assess prediction *stability* and *consistency* by measuring the number of trajectories needed for convergence. For each WikiTQ query, we sample 100 trajectories and track accuracy and variance as sample size grows, defining convergence as 95% accuracy with under 5% volatility.

Figure 4 shows that convergence drops from 22–27 trajectories (standard) to 15–18 with reward feedback and to 12 with state-based TABROUGE, which also achieves higher accuracy and lower variance. This indicates that state evaluation captures *correctness* better than *confidence*. Removing State Transition rewards degrades state-based TABROUGE

Accuracy Convergence Speed & Performance Volatility

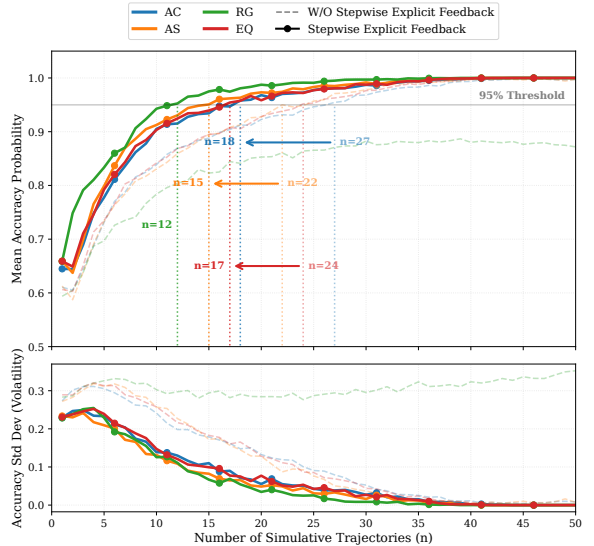


Figure 4. The two panels plot mean and standard deviation accuracy versus the number of sampled reasoning chains under different reward weightings. Annotated values mark the chains required to reach 95% accuracy. State-based rewards from TABROUGE both accelerate convergence and reduce variance.

Table 2. VLM-based rewards improve multi-step reasoning but degrade on exact lookup in large tables, indicating the need for tabular-specific tuning. Embedding-based similarity rewards are also unstable due to truncation that disrupts table structure. Results report accuracy (mean  $\pm$  std).

Dataset	Tabular no reward	VLM + rewards	Tabular + BERTScore	Tabular + TABROUGE
WikiTQ	59.18 $\pm$ 3.48	61.22 $\pm$ 3.45	51.02 $\pm$ 3.53	<b>66.33 <math>\pm</math> 3.34</b>
MMQA	32.91 $\pm$ 3.32	45.57 $\pm$ 3.52	48.10 $\pm$ 3.53	<b>60.76 <math>\pm</math> 3.45</b>
MMTU	53.26 $\pm$ 3.53	28.26 $\pm$ 3.18	52.17 $\pm$ 3.53	<b>69.57 <math>\pm</math> 3.25</b>

by eliminating external feedback on transformation quality, disrupting the control loop and misweighting trajectories. Action-based rewards remain robust under this removal as they depend only on internal confidence. Additional LLM drifting analysis is provided in Section D.2.

#### 4.5. Case Study on Reward Models

RE-TAB integrated into tabular agent consistently outperforms both rewarded VLM agent and the original tabular agent across all three datasets under a Best-of-5 single-shot setting with GPT-4.1-nano (OpenAI, 2025a). Interestingly, although VLM agent lacks explicit table operations, it slightly surpasses the baseline on the reasoning-oriented benchmarks WikiTQ and MMQA, suggesting that world-model reasoning can improve multi-step inference when table perception is not the primary bottleneck. However, on MMTU, which emphasizes exact value lookup over large and irregular tables, VLM agent degrades substantially and underperforms even the baseline. This contrast indicates that while world-model reasoning benefits high-level reasoning, it struggles with precise tabular perception, where tool-based operations provide a clear advantage.

Replacing TABROUGE with text-based semantic similarity rewards such as BERTScore (Zhang\* et al., 2020) results in a substantial performance drop below the no-reward baseline. We attribute this degradation to the limited context length of embedding models (e.g., 512 tokens for DeBERTa (He et al., 2021) and 4096 for QWEN-3-8B (Zhang et al., 2025b)), which forces truncation of serialized tables prior to scoring. This disrupts tabular structure and removes critical information, leading to unstable and inaccurate rewards, particularly on larger tables in MMQA and MMTU. We include analysis on length sensitivity in Section D.4.

## 5. Limitations

Despite improved reasoning depth, several challenges remain: **Global Reward Calibration:** Our metric provides a trajectory-level signal for specific tables but lacks calibration for direct inter-table comparison; while multi-table inputs can be merged, globally unified rewards remain an open challenge. **OOD Generalization:** While RE-TAB shows

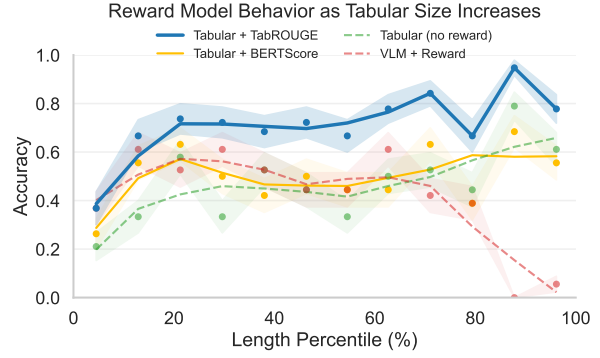


Figure 5. Comparison of reward designs on three TableQA benchmarks. VLM-based rewards improve multi-step reasoning but degrade on large-table lookup, while embedding-based rewards are unstable due to truncation-induced structural loss.

strong zero-shot capabilities, its robustness under extreme distribution shifts requires further validation across diverse industrial schemas. **Semantic Noise Sensitivity:** Current rewards may be influenced by semantically meaningless stop words or formatting artifacts, necessitating future work in denoising and keyword extraction to ensure signals are grounded strictly in reasoning quality.

## 6. Discussion

In this work, we pioneer reward modeling as a practical mechanism for incorporating world-model reasoning into the tabular domain. By positioning RE-TAB as a tabular agent reasoning paradigm, we move beyond static table parsing toward dynamic, robust table understanding. Our findings demonstrate that process-level supervision alone yields substantial gains for proprietary models, even without the immediate integration of reinforcement fine-tuning.

Looking ahead, we position the evolution of RE-TAB to develop unified foundation world models that support a seamless pipeline from supervised pre-training to reinforcement fine-tuning, mirroring successful paradigms in language and vision modalities. There is significant potential in extending tabular reward mechanisms to broader tabular challenges, such as prediction, missing value imputation, and complex causal inference (QU et al., 2025; Hollmann et al., 2025). To enhance reward precision, we seek to extend our work by decomposing key words and critical reasoning steps from trajectories, allowing neural agents to eventually and consistently surpass the performance of traditional gradient-boosted trees (Grinsztajn et al., 2022). By integrating reinforcement learning as a natural extension, future iterations can transition from guided process-supervision to independent policy optimization, enabling agents to navigate complex data environments and distribution shifts with minimal human intervention.



## Impact Statement

This paper presents work aimed at advancing the field of Machine Learning by improving the reliability and efficiency of reasoning over structured data. Tabular data is a cornerstone of information storage in critical sectors such as health-care, finance, and marketing; by enhancing the accuracy and grounding of TableQA agents, this research provides a more robust and dependable interface for data-driven decision-making.

The proposed RE-TAB framework contributes to the development of sustainable AI by significantly reducing inference costs and token generation through more efficient state exploration. Furthermore, by introducing verifiable, query-grounded rewards, the framework addresses the “black-box” nature of multi-step reasoning, fostering greater transparency and reducing the risk of compounding errors or hallucinations in automated data analysis. These advancements are essential for deploying trustworthy AI agents in real-world environments where precision and interpretability are paramount.

## References

- Alonso, E., Jelley, A., Micheli, V., Kanervisto, A., Storkey, A., Pearce, T., and Fleuret, F. Diffusion for world modeling: visual details matter in atari. In *Proceedings of the 38th International Conference on Neural Information Processing Systems*, NIPS ’24, Red Hook, NY, USA, 2024. Curran Associates Inc. ISBN 9798331314385.
- Basu, S., Grayson, M., Morrison, C., Nushi, B., Feizi, S., and Massiceti, D. Understanding information storage and transfer in multi-modal large language models. In *The Thirty-eighth Annual Conference on Neural Information Processing Systems*, 2024. URL <https://openreview.net/forum?id=s63dtq0mwA>.
- Borisov, V., Sessler, K., Leemann, T., Pawelczyk, M., and Kasneci, G. Language models are realistic tabular data generators. In *The Eleventh International Conference on Learning Representations*, 2023. URL <https://openreview.net/forum?id=cEygmQNOeI>.
- Chen, W. Large language models are few(1)-shot table reasoners. In Vlachos, A. and Augenstein, I. (eds.), *Findings of the Association for Computational Linguistics: EACL 2023*, pp. 1120–1130, Dubrovnik, Croatia, May 2023. Association for Computational Linguistics. doi: 10.18653/v1/2023.findings-eacl.83. URL <https://aclanthology.org/2023.findings-eacl.83/>.
- Cheng, S., Zhuang, Z., Xu, Y., Yang, F., Zhang, C., Qin, X., Huang, X., Chen, L., Lin, Q., Zhang, D., Rajmohan, S., and Zhang, Q. Call me when necessary: LLMs can efficiently and faithfully reason over structured environments. In Ku, L.-W., Martins, A., and Srikumar, V. (eds.), *Findings of the Association for Computational Linguistics: ACL 2024*, pp. 4275–4295, Bangkok, Thailand, August 2024. Association for Computational Linguistics. doi: 10.18653/v1/2024.findings-acl.254. URL <https://aclanthology.org/2024.findings-acl.254/>.
- Cheng, Z., Xie, T., Shi, P., Li, C., Nadkarni, R., Hu, Y., Xiong, C., Radev, D., Ostendorf, M., Zettlemoyer, L., Smith, N. A., and Yu, T. Binding language models in symbolic languages. In *The Eleventh International Conference on Learning Representations*, 2023. URL <https://openreview.net/forum?id=1H1PV42cbF>.
- Copet, J., Carbonneaux, Q., Cohen, G., Gehring, J., Kahn, J., Kossen, J., Kreuk, F., McMilin, E., Meyer, M., Wei, Y., Zhang, D., Zheng, K., Armengol-Estapé, J., Bashiri, P., Beck, M., Chambon, P., Charnalia, A., Cummins, C., Decugis, J., Fisches, Z. V., Fleuret, F., Gloeckle, F., Gu, A., Hassid, M., Haziza, D., Idrissi, B. Y., Keller, C., Kindi, R., Leather, H., Maimon, G., Markosyan, A., Massa, F., Mazaré, P.-E., Mella, V., Murray, N., Muzumdar, K., O’Hearn, P., Pagliardini, M., Pedchenko, D., Remez, T., Seeker, V., Selvi, M., Sultan, O., Wang, S., Wehrstedt, L., Yoran, O., Zhang, L., Cohen, T., Adi, Y., and Synnaeve, G. Cwm: An open-weights llm for research on code generation with world models, 2025. URL <https://arxiv.org/abs/2510.02387>.
- Fu, Y., Wang, X., Tian, Y., and Zhao, J. Deep think with confidence, 2025. URL <https://arxiv.org/abs/2508.15260>.
- Grinsztajn, L., Oyallon, E., and Varoquaux, G. Why do tree-based models still outperform deep learning on typical tabular data? In *Proceedings of the 36th International Conference on Neural Information Processing Systems*, NIPS ’22, Red Hook, NY, USA, 2022. Curran Associates Inc. ISBN 9781713871088.
- He, P., Liu, X., Gao, J., and Chen, W. Deberta: Decoding-enhanced bert with disentangled attention. In *International Conference on Learning Representations*, 2021. URL <https://openreview.net/forum?id=XPZiaotutsD>.
- Hessel, J., Holtzman, A., Forbes, M., Le Bras, R., and Choi, Y. CLIPScore: A reference-free evaluation metric for image captioning. In Moens, M.-F., Huang, X., Specia, L., and Yih, S. W.-t. (eds.), *Proceedings of the 2021 Conference on Empirical Methods in Natural Language Processing*, pp. 7514–7528, Online and Punta Cana, Dominican Republic, November 2021. Association for Computational Linguistics. doi: 10.18653/v1/2021.emnlp-main.

595. URL <https://aclanthology.org/2021.emnlp-main.595/>.
- Hollmann, N., Müller, S., Purucker, L., Krishnakumar, A., Körfer, M., Hoo, S. B., Schirrmester, R. T., and Hutter, F. Accurate predictions on small data with a tabular foundation model. *Nature*, 637:319–326, 2025. doi: 10.1038/s41586-024-08328-6. URL <https://www.nature.com/articles/s41586-024-08328-6>.
- Hong, S., Lin, Y., Liu, B., Liu, B., Wu, B., Zhang, C., Li, D., Chen, J., Zhang, J., Wang, J., Zhang, L., Zhang, L., Yang, M., Zhuge, M., Guo, T., Zhou, T., Tao, W., Tang, R., Lu, X., Zheng, X., Liang, X., Fei, Y., Cheng, Y., Ni, Y., Gou, Z., Xu, Z., Luo, Y., and Wu, C. Data interpreter: An LLM agent for data science. In Che, W., Nabende, J., Shutova, E., and Pilehvar, M. T. (eds.), *Findings of the Association for Computational Linguistics: ACL 2025*, pp. 19796–19821, Vienna, Austria, July 2025. Association for Computational Linguistics. ISBN 979-8-89176-256-5. doi: 10.18653/v1/2025.findings-acl.1016. URL <https://aclanthology.org/2025.findings-acl.1016/>.
- Ji, D., Zhu, L., Gao, S., Xu, P., Lu, H., Ye, J., and Zhao, F. Tree-of-table: Unleashing the power of LLMs for enhanced large-scale table understanding, 2025. URL <https://openreview.net/forum?id=Yv8FrCY87H>.
- Jiang, J., Zhou, K., Dong, Z., Ye, K., Zhao, X., and Wen, J.-R. StructGPT: A general framework for large language model to reason over structured data. In Bouamor, H., Pino, J., and Bali, K. (eds.), *Proceedings of the 2023 Conference on Empirical Methods in Natural Language Processing*, pp. 9237–9251, Singapore, December 2023. Association for Computational Linguistics. doi: 10.18653/v1/2023.emnlp-main.574. URL <https://aclanthology.org/2023.emnlp-main.574/>.
- Jiang, Z., Mao, Y., He, P., Neubig, G., and Chen, W. OmniTab: Pretraining with natural and synthetic data for few-shot table-based question answering. In Carpuat, M., de Marneffe, M.-C., and Meza Ruiz, I. V. (eds.), *Proceedings of the 2022 Conference of the North American Chapter of the Association for Computational Linguistics: Human Language Technologies*, pp. 932–942, Seattle, United States, July 2022. Association for Computational Linguistics. doi: 10.18653/v1/2022.naacl-main.68. URL <https://aclanthology.org/2022.naacl-main.68/>.
- Lee, J., Lee, J.-S., Lee, J., Choi, Y., and Lee, J.-H. DCG-SQL: Enhancing in-context learning for text-to-SQL with deep contextual schema link graph. In Che, W., Nabende, J., Shutova, E., and Pilehvar, M. T. (eds.), *Proceedings of the 63rd Annual Meeting of the Association for Computational Linguistics (Volume 1: Long Papers)*, pp. 15397–15412, Vienna, Austria, July 2025. Association for Computational Linguistics. ISBN 979-8-89176-251-0. doi: 10.18653/v1/2025.acl-long.748. URL <https://aclanthology.org/2025.acl-long.748/>.
- Lee, Y., Kim, S., Rossi, R. A., Yu, T., and Chen, X. Learning to reduce: Towards improving performance of large language models on structured data, 2024. URL <https://arxiv.org/abs/2407.02750>.
- Li, B., Zhang, J., Fan, J., Xu, Y., Chen, C., Tang, N., and Luo, Y. Alpha-SQL: Zero-shot text-to-SQL using monte carlo tree search. In *Forty-second International Conference on Machine Learning*, 2025a. URL <https://openreview.net/forum?id=kGglndttmI>.
- Li, C., SHI, Y., Wang, C., Duan, Q., RUAN, R., Huang, W., Long, H., Huang, L., Tang, N., and Luo, Y. Time travel is cheating: Going live with deepfund for real-time fund investment benchmarking. In *The Thirty-ninth Annual Conference on Neural Information Processing Systems Datasets and Benchmarks Track*, 2025b. URL <https://openreview.net/forum?id=SXADeH20sl>.
- Li, J., Hui, B., Cheng, R., Qin, B., Ma, C., Huo, N., Huang, F., Du, W., Si, L., and Li, Y. Graphix-t5: mixing pre-trained transformers with graph-aware layers for text-to-sql parsing. In *Proceedings of the Thirty-Seventh AAAI Conference on Artificial Intelligence and Thirty-Fifth Conference on Innovative Applications of Artificial Intelligence and Thirteenth Symposium on Educational Advances in Artificial Intelligence, AAAI’23/IAAI’23/EAAI’23*. AAAI Press, 2023. ISBN 978-1-57735-880-0. doi: 10.1609/aaai.v37i11.26536. URL <https://doi.org/10.1609/aaai.v37i11.26536>.
- Lin, C.-Y. ROUGE: A package for automatic evaluation of summaries. In *Text Summarization Branches Out*, pp. 74–81, Barcelona, Spain, July 2004. Association for Computational Linguistics. URL <https://aclanthology.org/W04-1013/>.
- Lin, W., Blloshmi, R., Byrne, B., de Gispert, A., and Iglesias, G. An inner table retriever for robust table question answering. In Rogers, A., Boyd-Graber, J., and Okazaki, N. (eds.), *Proceedings of the 61st Annual Meeting of the Association for Computational Linguistics (Volume 1: Long Papers)*, pp. 9909–9926, Toronto, Canada, July 2023. Association for Computational Linguistics. doi: 10.18653/v1/2023.acl-long.551. URL <https://aclanthology.org/2023.acl-long.551/>.

- Liu, A. H., Khandelwal, K., Subramanian, S., Jouault, V., Rastogi, A., Sadé, A., Jeffares, A., Jiang, A., Cahill, A., Gavaudan, A., Sablayrolles, A., Héliou, A., You, A., Ehrenberg, A., Lo, A., Eliseev, A., Calvi, A., Sooriyarachchi, A., Bout, B., Rozière, B., Monicault, B. D., Lanfranchi, C., Barreau, C., Courtot, C., Grattarola, D., Dabert, D., de las Casas, D., Chane-Sane, E., Ahmed, F., Berrada, G., Ecrepont, G., Guinet, G., Novikov, G., Kunsch, G., Lample, G., Martin, G., Gupta, G., Ludziewski, J., Rute, J., Studnia, J., Amar, J., Delas, J., Roberts, J. S., Yadav, K., Chandu, K., Jain, K., Aitchison, L., Fainsin, L., Blier, L., Zhao, L., Martin, L., Saulnier, L., Gao, L., Buyl, M., Jennings, M., Pellat, M., Prins, M., Poirée, M., Guillaumin, M., Dinot, M., Futral, M., Darrin, M., Augustin, M., Chiquier, M., Schimpf, M., Grinsztajn, N., Gupta, N., Raghuraman, N., Bousquet, O., Duchenne, O., Wang, P., von Platen, P., Jacob, P., Wambergue, P., Kurylowicz, P., Muddireddy, P. R., Chagniot, P., Stock, P., Agrawal, P., Torroba, Q., Sauvestre, R., Soletskyi, R., Menneer, R., Vaze, S., Barry, S., Gandhi, S., Waghjale, S., Gandhi, S., Ghosh, S., Mishra, S., Aithal, S., Antoniak, S., Scao, T. L., Cachet, T., Sorg, T. S., Lavril, T., Saada, T. N., Chabal, T., Foubert, T., Robert, T., Wang, T., Lawson, T., Bewley, T., Bewley, T., Edwards, T., Jamil, U., Tomasini, U., Nemychnikova, V., Phung, V., Maladière, V., Richard, V., Bouaziz, W., Li, W.-D., Marshall, W., Li, X., Yang, X., Ouahidi, Y. E., Wang, Y., Tang, Y., and Ramzi, Z. Ministral 3, 2026. URL <https://arxiv.org/abs/2601.08584>.
- Liu, H., Li, C., Li, Y., Li, B., Zhang, Y., Shen, S., and Lee, Y. J. Llava-next: Improved reasoning, ocr, and world knowledge, January 2024a. URL <https://llava-vl.github.io/blog/2024-01-30-llava-next/>.
- Liu, T., Wang, F., and Chen, M. Rethinking tabular data understanding with large language models. In Duh, K., Gomez, H., and Bethard, S. (eds.), *Proceedings of the 2024 Conference of the North American Chapter of the Association for Computational Linguistics: Human Language Technologies (Volume 1: Long Papers)*, pp. 450–482, Mexico City, Mexico, June 2024b. Association for Computational Linguistics. doi: 10.18653/v1/2024.naacl-long.26. URL <https://aclanthology.org/2024.naacl-long.26/>.
- Liu, Y., Tian, Y., Zhao, Y., Yu, H., Xie, L., Wang, Y., Ye, Q., Jiao, J., and Liu, Y. VMamba: Visual state space model. In *The Thirty-eighth Annual Conference on Neural Information Processing Systems*, 2024c. URL <https://openreview.net/forum?id=ZgtLQQR1K7>.
- Liu, Y., Ji, J., Yu, T., Rossi, R. A., Kim, S., Zhao, H., Sinha, R., Zhang, Y., and Chang, S. Augment before you try: Knowledge-enhanced table question answering via table expansion. In Christodoulopoulos, C., Chakraborty, T., Rose, C., and Peng, V. (eds.), *Findings of the Association for Computational Linguistics: EMNLP 2025*, pp. 20769–20786, Suzhou, China, November 2025. Association for Computational Linguistics. ISBN 979-8-89176-335-7. doi: 10.18653/v1/2025.findings-emnlp.1131. URL <https://aclanthology.org/2025.findings-emnlp.1131/>.
- Nguyen, G., Brugere, I., Sharma, S., Kariyappa, S., Nguyen, A. T., and Lecue, F. Interpretable LLM-based table question answering. *Transactions on Machine Learning Research*, 2025. ISSN 2835-8856. URL <https://openreview.net/forum?id=2eTsZBoU2W>.
- NVIDIA, :, Agarwal, N., Ali, A., Bala, M., Balaji, Y., Barker, E., Cai, T., Chattopadhyay, P., Chen, Y., Cui, Y., Ding, Y., Dworakowski, D., Fan, J., Fenzi, M., Ferroni, F., Fidler, S., Fox, D., Ge, S., Ge, Y., Gu, J., Gururani, S., He, E., Huang, J., Huffman, J., Jannaty, P., Jin, J., Kim, S. W., Klár, G., Lam, G., Lan, S., Leal-Taixe, L., Li, A., Li, Z., Lin, C.-H., Lin, T.-Y., Ling, H., Liu, M.-Y., Liu, X., Luo, A., Ma, Q., Mao, H., Mo, K., Mousavian, A., Nah, S., Niverty, S., Page, D., Paschalidou, D., Patel, Z., Pavao, L., Ramezani, M., Reda, F., Ren, X., Sabavat, V. R. N., Schmerling, E., Shi, S., Stefaniak, B., Tang, S., Tchapmi, L., Tredak, P., Tseng, W.-C., Varghese, J., Wang, H., Wang, H., Wang, H., Wang, T.-C., Wei, F., Wei, X., Wu, J. Z., Xu, J., Yang, W., Yen-Chen, L., Zeng, X., Zeng, Y., Zhang, J., Zhang, Q., Zhang, Y., Zhao, Q., and Zolkowski, A. Cosmos world foundation model platform for physical ai, 2025. URL <https://arxiv.org/abs/2501.03575>.
- OpenAI. Introducing GPT-4.1 in the api. <https://openai.com/index/gpt-4-1/>, April 2025a. Accessed: 2025-12-30.
- OpenAI. Gpt-5 nano model documentation. <https://platform.openai.com/docs/models/gpt-5-nano>, 2025b. Accessed: 2025-12-30.
- OpenAI. Gpt-oss-20b. <https://huggingface.co/openai/gpt-oss-20b>, 2025c. Accessed: 2025-12-30.
- Ouyang, L., Wu, J., Jiang, X., Almeida, D., Wainwright, C. L., Mishkin, P., Zhang, C., Agarwal, S., Slama, K., Ray, A., Schulman, J., Hilton, J., Kelton, F., Miller, L., Simens, M., Askell, A., Welinder, P., Christiano, P., Leike, J., and Lowe, R. Training language models to follow instructions with human feedback. In *Proceedings of the 36th International Conference on Neural Information Processing Systems*, NIPS ’22, Red Hook, NY, USA, 2022. Curran Associates Inc. ISBN 9781713871088.



- Pal, V., Yates, A., Kanoulas, E., and de Rijke, M. Multi-TabQA: Generating tabular answers for multi-table question answering. In Rogers, A., Boyd-Graber, J., and Okazaki, N. (eds.), *Proceedings of the 61st Annual Meeting of the Association for Computational Linguistics (Volume 1: Long Papers)*, pp. 6322–6334, Toronto, Canada, July 2023. Association for Computational Linguistics. doi: 10.18653/v1/2023.acl-long.348. URL <https://aclanthology.org/2023.acl-long.348/>.
- Papineni, K., Roukos, S., Ward, T., and Zhu, W.-J. Bleu: a method for automatic evaluation of machine translation. In *Proceedings of the 40th Annual Meeting on Association for Computational Linguistics, ACL ’02*, pp. 311–318, USA, 2002. Association for Computational Linguistics. doi: 10.3115/1073083.1073135. URL <https://doi.org/10.3115/1073083.1073135>.
- Pasupat, P. and Liang, P. Compositional semantic parsing on semi-structured tables. In *Proceedings of the 53rd Annual Meeting of the Association for Computational Linguistics and the 7th International Joint Conference on Natural Language Processing (Volume 1: Long Papers)*, pp. 1470–1480, Beijing, China, July 2015. Association for Computational Linguistics. doi: 10.3115/v1/P15-1142. URL <https://aclanthology.org/P15-1142>.
- Patnaik, S., Changwal, H., Aggarwal, M., Bhatia, S., Kumar, Y., and Krishnamurthy, B. CABINET: Content relevance-based noise reduction for table question answering. In *The Twelfth International Conference on Learning Representations*, 2024. URL <https://openreview.net/forum?id=SQRHpTllXa>.
- QU, J., Holzmüller, D., Varoquaux, G., and Morvan, M. L. TabICL: A tabular foundation model for in-context learning on large data. In *Forty-second International Conference on Machine Learning*, 2025. URL <https://openreview.net/forum?id=0VvDlPmNzM>.
- Razghandi, A., Hosseini, S. M. H., and Baghshah, M. S. CER: Confidence enhanced reasoning in LLMs. In Che, W., Nabende, J., Shutova, E., and Pilehvar, M. T. (eds.), *Proceedings of the 63rd Annual Meeting of the Association for Computational Linguistics (Volume 1: Long Papers)*, pp. 7918–7938, Vienna, Austria, July 2025. Association for Computational Linguistics. ISBN 979-8-89176-251-0. doi: 10.18653/v1/2025.acl-long.390. URL <https://aclanthology.org/2025.acl-long.390/>.
- Sarch, G. H., Saha, S., Khandelwal, N., Jain, A., Tarr, M. J., Kumar, A., and Fragkiadaki, K. Grounded reinforcement learning for visual reasoning. In *The Thirty-ninth Annual Conference on Neural Information Processing Systems*, 2025. URL <https://openreview.net/forum?id=1amnhVRQ31>.
- Shang, Y., Zhang, X., Tang, Y., Jin, L., Gao, C., Wu, W., and Li, Y. Roboscape: Physics-informed embodied world model. In *The Thirty-ninth Annual Conference on Neural Information Processing Systems*, 2025. URL <https://openreview.net/forum?id=wbZCBBrq3W>.
- Shrey, P. and etc. Medhallu: A comprehensive benchmark for detecting medical hallucinations in large language models, 2025. URL <https://arxiv.org/abs/2502.14302>.
- Steck, H., Ekanadham, C., and Kallus, N. Is cosine-similarity of embeddings really about similarity? In *Companion Proceedings of the ACM Web Conference 2024, WWW ’24*, pp. 887–890, New York, NY, USA, 2024. Association for Computing Machinery. ISBN 9798400701726. doi: 10.1145/3589335.3651526. URL <https://doi.org/10.1145/3589335.3651526>.
- Sui, Y., Zou, J., Zhou, M., He, X., Du, L., Han, S., and Zhang, D. TAP4LLM: Table provider on sampling, augmenting, and packing semi-structured data for large language model reasoning. In Al-Onaizan, Y., Bansal, M., and Chen, Y.-N. (eds.), *Findings of the Association for Computational Linguistics: EMNLP 2024*, pp. 10306–10323, Miami, Florida, USA, November 2024. Association for Computational Linguistics. doi: 10.18653/v1/2024.findings-emnlp.603. URL <https://aclanthology.org/2024.findings-emnlp.603/>.
- Świechowski, M., Godlewski, K., Sawicki, B., and Mańdziuk, J. Monte carlo tree search: a review of recent modifications and applications. *Artificial Intelligence Review*, 56(3):2497–2562, 2023. doi: 10.1007/s10462-022-10228-y. URL <https://doi.org/10.1007/s10462-022-10228-y>.
- team, O. Ollama, 2025. URL <https://github.com/ollama/ollama>.
- Tishby, N., Pereira, F. C., and Bialek, W. The information bottleneck method, 2000. URL <https://arxiv.org/abs/physics/0004057>.
- Tong, S., Brown, E., Wu, P., Woo, S., Middepogu, M., Akula, S. C., Yang, J., Yang, S., Iyer, A., Pan, X., Wang, A., Fergus, R., LeCun, Y., and Xie, S. Cambrian-1: a fully open, vision-centric exploration of multimodal llms. In *Proceedings of the 38th International Conference on Neural Information Processing Systems, NIPS ’24*, Red Hook, NY, USA, 2024. Curran Associates Inc. ISBN 9798331314385.
- Wang, B., Gao, Y., Li, Z., and Lou, J.-G. Know what I don’t know: Handling ambiguous and unknown questions for text-to-SQL. In Rogers, A., Boyd-Graber, J.,



- and Okazaki, N. (eds.), *Findings of the Association for Computational Linguistics: ACL 2023*, pp. 5701–5714, Toronto, Canada, July 2023. Association for Computational Linguistics. doi: 10.18653/v1/2023.findings-acl.352. URL <https://aclanthology.org/2023.findings-acl.352/>.
- Wang, K., Zhang, P., Wang, Z., Gao, Y., Li, L., Wang, Q., Chen, H., Lu, Y., Yang, Z., Wang, L., Krishna, R., Wu, J., Fei-Fei, L., Choi, Y., and Li, M. VAGEN: Reinforcing world model reasoning for multi-turn VLM agents. In *The Thirty-ninth Annual Conference on Neural Information Processing Systems*, 2025a. URL <https://openreview.net/forum?id=xpjWEgf8zi>.
- Wang, L., Zheng, M., Tang, H., Lin, Z., Cao, Y., Wang, J., Cai, X., and Wang, W. NeedleinATable: Exploring long-context capability of large language models towards long-structured tables. In *The Thirty-ninth Annual Conference on Neural Information Processing Systems*, 2025b. URL <https://openreview.net/forum?id=z5vZDI2r6J>.
- Wang, Z., Zhang, H., Li, C.-L., Eisenschlos, J. M., Perot, V., Wang, Z., Miculicich, L., Fujii, Y., Shang, J., Lee, C.-Y., and Pfister, T. Chain-of-table: Evolving tables in the reasoning chain for table understanding. In *The Twelfth International Conference on Learning Representations*, 2024. URL <https://openreview.net/forum?id=4L0xnS4GQM>.
- Wu, J., Xu, Y., Gao, Y., Lou, J.-G., Karlsson, B. F., and Okumura, M. TACR: A table alignment-based cell selection method for HybridQA. In Rogers, A., Boyd-Graber, J., and Okazaki, N. (eds.), *Findings of the Association for Computational Linguistics: ACL 2023*, pp. 6535–6549, Toronto, Canada, July 2023. Association for Computational Linguistics. doi: 10.18653/v1/2023.findings-acl.409. URL <https://aclanthology.org/2023.findings-acl.409/>.
- Wu, J., Yang, L., Li, D., Ji, Y., Okumura, M., and Zhang, Y. MMQA: Evaluating LLMs with multi-table multi-hop complex questions. In *The Thirteenth International Conference on Learning Representations*, 2025a. URL <https://openreview.net/forum?id=GGlpykXDCa>.
- Wu, J., Yin, S., Feng, N., and Long, M. RLVR-world: Training world models with reinforcement learning. In *The Thirty-ninth Annual Conference on Neural Information Processing Systems*, 2025b. URL <https://openreview.net/forum?id=jpiSagi8aV>.
- Xing, E., Deng, M., Hou, J., and Hu, Z. Critiques of world models, 2025a. URL <https://arxiv.org/abs/2507.05169>.
- Xing, J., He, Y., Zhou, M., Dong, H., Han, S., Chen, L., Zhang, D., Chaudhuri, S., and Jagadish, H. V. MMTU: A massive multi-task table understanding and reasoning benchmark. In *The Thirty-ninth Annual Conference on Neural Information Processing Systems Datasets and Benchmarks Track*, 2025b. URL <https://openreview.net/forum?id=ryUzgwD6UQ>.
- Yang, A., Li, A., Yang, B., Zhang, B., Hui, B., Zheng, B., Yu, B., Gao, C., Huang, C., Lv, C., Zheng, C., Liu, D., Zhou, F., Huang, F., Hu, F., Ge, H., Wei, H., Lin, H., Tang, J., Yang, J., Tu, J., Zhang, J., Yang, J., Yang, J., Zhou, J., Zhou, J., Lin, J., Dang, K., Bao, K., Yang, K., Yu, L., Deng, L., Li, M., Xue, M., Li, M., Zhang, P., Wang, P., Zhu, Q., Men, R., Gao, R., Liu, S., Luo, S., Li, T., Tang, T., Yin, W., Ren, X., Wang, X., Zhang, X., Ren, X., Fan, Y., Su, Y., Zhang, Y., Zhang, Y., Wan, Y., Liu, Y., Wang, Z., Cui, Z., Zhang, Z., Zhou, Z., and Qiu, Z. Qwen3 technical report, 2025a. URL <https://arxiv.org/abs/2505.09388>.
- Yang, S., Huang, Q., Yuan, J., Zha, L., Tang, K., Yang, Y., Wang, N., Wei, Y., Li, L., Ye, W., Chen, H., Zhang, T., Zhou, J., Wang, H., Chen, G., and Zhao, J. Tablegpt-r1: Advancing tabular reasoning through reinforcement learning, 2025b. URL <https://arxiv.org/abs/2512.20312>.
- Yang, Z., Du, Z., Zhang, M., Du, W., Chen, J., Duan, Z., and Zhao, S. Triples as the key: Structuring makes decomposition and verification easier in LLM-based tableQA. In *The Thirteenth International Conference on Learning Representations*, 2025c. URL <https://openreview.net/forum?id=UwcZEoNP19>.
- Yang, Z., Du, Z., Zhang, M., Du, W., Chen, J., Qian, F., and Zhao, S. Causality meets the table: Debiasing LLMs for faithful tableQA via front-door intervention. In *The Thirty-ninth Annual Conference on Neural Information Processing Systems*, 2025d. URL <https://openreview.net/forum?id=zlMupLoKRf>.
- Ye, Y., Hui, B., Yang, M., Li, B., Huang, F., and Li, Y. Large language models are versatile decomposers: Decomposing evidence and questions for table-based reasoning. In *Proceedings of the 46th International ACM SIGIR Conference on Research and Development in Information Retrieval*, SIGIR ’23, pp. 174–184, New York, NY, USA, 2023. Association for Computing Machinery. ISBN 9781450394086. doi: 10.1145/3539618.3591708. URL <https://doi.org/10.1145/3539618.3591708>.
- Zhang, S., Luu, A. T., and Zhao, C. SynTQA: Synergistic table-based question answering via mixture of text-to-SQL and E2E TQA. In *AI-Onaizan*,

- Y., Bansal, M., and Chen, Y.-N. (eds.), *Findings of the Association for Computational Linguistics: EMNLP 2024*, pp. 2352–2364, Miami, Florida, USA, November 2024a. Association for Computational Linguistics. doi: 10.18653/v1/2024.findings-emnlp.131. URL <https://aclanthology.org/2024.findings-emnlp.131/>.
- Zhang\*, T., Kishore\*, V., Wu\*, F., Weinberger, K. Q., and Artzi, Y. Bertscore: Evaluating text generation with bert. In *International Conference on Learning Representations*, 2020. URL <https://openreview.net/forum?id=SkeHuCVFDr>.
- Zhang, Y., Henkel, J., Floratou, A., Cahoon, J., Deep, S., and Patel, J. M. Reactable: Enhancing react for table question answering. *Proc. VLDB Endow.*, 17(8): 1981–1994, April 2024b. ISSN 2150-8097. doi: 10.14778/3659437.3659452. URL <https://doi.org/10.14778/3659437.3659452>.
- Zhang, Y., Fan, M., Fan, J., Yi, M., Luo, Y., Tan, J., and Li, G. Reward-sql: Boosting text-to-sql via stepwise reasoning and process-supervised rewards, 2025a. URL <https://arxiv.org/abs/2505.04671>.
- Zhang, Y., Li, M., Long, D., Zhang, X., Lin, H., Yang, B., Xie, P., Yang, A., Liu, D., Lin, J., Huang, F., and Zhou, J. Qwen3 embedding: Advancing text embedding and reranking through foundation models, 2025b. URL <https://arxiv.org/abs/2506.05176>.
- Zhu, D., Liu, T., and Liu, Z. StatsChartMWP: A dataset for evaluating multimodal mathematical reasoning abilities on math word problems with statistical charts. In Christodoulopoulos, C., Chakraborty, T., Rose, C., and Peng, V. (eds.), *Findings of the Association for Computational Linguistics: EMNLP 2025*, pp. 12944–12954, Suzhou, China, November 2025. Association for Computational Linguistics. ISBN 979-8-89176-335-7. doi: 10.18653/v1/2025.findings-emnlp.695. URL <https://aclanthology.org/2025.findings-emnlp.695/>.
- Åström, K. Optimal control of markov processes with incomplete state information. *Journal of Mathematical Analysis and Applications*, 10(1):174–205, 1965. ISSN 0022-247X. doi: [https://doi.org/10.1016/0022-247X\(65\)90154-X](https://doi.org/10.1016/0022-247X(65)90154-X). URL <https://www.sciencedirect.com/science/article/pii/0022247X6590154X>.

## A. Theoretical Support

### A.1. How unoptimized LLM agent drifts harm performance?

**Proposition A.1** (Variance growth with interaction length). *Let*

$$Y_S := \ell(\hat{a}(\tau_S), A)$$

*denote a nonnegative loss after  $S$  interaction steps, where  $Y_S = 0$  if and only if  $\hat{a}(\tau_S) = A$ . Assume that each additional step introduces stochastic variability without systematic corrective bias, i.e.,*

$$\mathbb{E}[Y_S | Y_{S-1}] = Y_{S-1}.$$

*Then the variance of the loss is non-decreasing:*

$$\text{Var}(Y_S) \geq \text{Var}(Y_{S-1}).$$

*Proof.* By the law of total variance,

$$\begin{aligned} \text{Var}(Y_S) &= \text{Var}(\mathbb{E}[Y_S | Y_{S-1}]) + \mathbb{E}[\text{Var}(Y_S | Y_{S-1})] \\ &= \text{Var}(Y_{S-1}) + \mathbb{E}[\text{Var}(Y_S | Y_{S-1})]. \end{aligned}$$

Since conditional variances are nonnegative,

$$\mathbb{E}[\text{Var}(Y_S | Y_{S-1})] \geq 0,$$

which implies

$$\text{Var}(Y_S) \geq \text{Var}(Y_{S-1}).$$

□

### A.2. How does Explicit Reward improve multi-turn LLM conversation performance

**1. Global State Distillation and Information Compression** In tool-based TableQA, the observation  $o_t$  is spatially limited to a small window of rows and columns, creating a significant information gap where the agent lacks visibility into the ‘‘Global Table State’’  $T_t$ . Formally, the state entropy remains high given only the observation,  $H(T_t | o_t) \gg 0$ . The scalar reward  $r_t$  functions as a **compressed representation** of the entire hidden state. It maps the high-dimensional, unobserved data in  $T_t \setminus o_t$  into a single-dimensional metric relative to the query  $Q$ . By providing  $r_t$ , the environment effectively ‘‘telegraphs’’ the global utility of an operation to the agent. This allows the LLM to make informed decisions about the next action  $a_{t+1}$  based on global progress rather than being misled by the local, potentially unrepresentative samples found in the snapshot  $o_t$ .

**2. Mitigation of Stochastic Drift ( $\epsilon$ -Accumulation)** The tool-based transition is modeled as  $T_{t+1} = \mathcal{P}(T_t, a_t, \theta_{a_t}) + \epsilon_t$ , where  $\epsilon_t$  represents the ‘‘imagination gap’’ between the LLM’s predicted outcome and the actual tabular transformation. In code-based generation or unsupervised tool-calling, these discrepancies are unobserved, leading to a compounding error  $\sum_{l=0}^S \epsilon_l$ . Without the turn-wise scalar  $r_t$  to ground the agent, the reasoning trajectory  $\tau$  becomes **brittle**, eventually decoupling from the ground truth. The reward signal acts as a corrective feedback loop, ensuring that the generated parameters  $\theta_{a_t}$  are grounded in the physical state of the dataset.

**3. Convergence via Density of Search Signals** Code-based generation often suffers from sparse terminal rewards, whereas our framework utilizes  $r_t$  to create a **dense reward environment**. The trajectory reward  $R(\tau) = \sum \gamma_l r_l$  transforms the search into a directed optimization problem. The scalar  $r_t$  provides a ‘‘gradient’’ for the agent; if an action  $a_t$  fails to maximize the reward, it provides an immediate signal to prune that reasoning path. This significantly reduces the variance in the terminal prediction  $\hat{a}$  by constraining the trajectory space  $\mathcal{T}$  to paths with measurable progress, shifting the process from a stochastic linguistic walk to a directed heuristic search.

**4. Grounding of Latent State Utility** As noted in (Wang et al., 2025b), LLMs fail to attend to all tokens, and many atomic operations (e.g., casting types or re-indexing) result in latent changes to  $T_{t+1}$  that are invisible in the snapshot  $o_{t+1}$ . In an unsupervised setting, the agent suffers from **perceptual aliasing**, where it cannot distinguish between a productive transformation and a redundant one. The scalar reward  $r_t$  resolves this by capturing the latent utility of the operation—validating that the table is “closer” to the goal state even when the visual observation remains static. This calibration ensures that the reasoning tokens  $z_t$  stay aligned with the underlying data structure.

### A.3. Detailed theoretical support for TABROUGE Optimality

If there exists a substring  $\Delta \subset \text{Enc}(T^*)$  such that

$$\text{LCS}(Q, \text{Enc}(T^*)) = \text{LCS}(Q, \text{Enc}(T^*) \setminus \Delta),$$

then removing  $\Delta$  yields a new table  $\tilde{T}$  satisfying

$$\begin{aligned} r_{\text{TABROUGE}}(\tilde{T}; Q) &= \frac{\text{LCS}(Q, \text{Enc}(T^*))}{|\text{Enc}(T^*)| - |\Delta|} \\ &> r_{\text{TABROUGE}}(T^*; Q), \end{aligned}$$

contradicting the optimality of  $T^*$ . Hence  $T^*$  cannot contain removable redundancy. Conversely, if there exists additional content  $\Gamma$  such that appending it to  $T^*$  yields a table  $T^+$  with

$$\text{LCS}(Q, \text{Enc}(T^+)) = \text{LCS}(Q, \text{Enc}(T^*)) + \delta, \quad \delta \geq |\Gamma|,$$

then

$$\begin{aligned} r_{\text{TABROUGE}}(T^+; Q) &= \frac{\text{LCS}(Q, \text{Enc}(T^*)) + \delta}{|\text{Enc}(T^*)| + |\Gamma|} \\ &\geq r_{\text{TABROUGE}}(T^*; Q), \end{aligned}$$

with strict inequality when  $\delta > |\Gamma|$ , again contradicting the optimality of  $T^*$ . Therefore, TABROUGE  $r_{\text{TABROUGE}}(T; Q)$  favors intermediate table states that preserve all useful information for answering the query while excluding unnecessary content.

### A.4. Proof of monotonically increasing ROUGE score

*Proof.* Let  $S_k = \text{Emb}(D_k)$  denote the textual encoding of the table at step  $k$ , and let  $Q$  denote the token sequence of the query. We model each tool step as an operator that may (i) remove query-irrelevant content or (ii) derive new query-relevant information under correct and successful execution:

$$S_{k+1} = \Pi_k(S_k),$$

where  $\Pi_k$  either removes tokens independent of  $Q$  or appends derived tokens that are functionally determined by existing table entries and relevant to  $Q$ . Now consider the representation length  $L_k := |S_k|$  and overlap  $c_k := \text{LCS}(Q, S_k)$ . Define the stepwise increments

$$\Delta L_k := L_{k+1} - L_k, \quad \Delta c_k := c_{k+1} - c_k.$$

Under pruning steps,  $\Delta L_k < 0$  and typically  $\Delta c_k = 0$  since query-relevant tokens are preserved. Under derivation steps, both  $\Delta L_k, \Delta c_k > 0$  due to appended tokens and overlapping content with query tokens.

To formalize the likelihood that length increase is accompanied by sufficient overlap gain, let  $U_k = \{u_1, \dots, u_{\Delta L_k}\}$  denote the multiset of tokens newly appended by  $\Pi_k$  when  $\Delta L_k > 0$ . Define indicator variables

$$Z_i := I\{u_i \text{ contributes to an LCS match with } Q\},$$

so that the overlap gain satisfies the lower bound

$$\Delta c_k \geq \sum_{i=1}^{\Delta L_k} Z_i \tag{5}$$



Since derivation is query-conditioned under correct execution, we assume each appended token is query-relevant with probability at least  $p$ :

$$\mathbb{E}[Z_i \mid \Delta L_k, \mathcal{F}_k] \geq p,$$

where  $\mathcal{F}_k$  denotes the interaction history up to step  $k$  (including the current table state and query) and  $\Delta L_k$  is  $\mathcal{F}_k$ -measurable. Now consider Eq. 5, by taking conditional expectations on  $\Delta L_k$  and  $\mathcal{F}_k$ , we have

$$\mathbb{E}[\Delta c_k \mid \Delta L_k, \mathcal{F}_k] \geq \mathbb{E} \left( \sum_{i=1}^{\Delta L_k} Z_i \mid \Delta L_k, \mathcal{F}_k \right)$$

By linearity of expectation,

$$\begin{aligned} \mathbb{E} \left( \sum_{i=1}^{\Delta L_k} Z_i \mid \Delta L_k, \mathcal{F}_k \right) &= \sum_{i=1}^{\Delta L_k} \mathbb{E}(Z_i \mid \Delta L_k, \mathcal{F}_k) \\ &\geq \sum_{i=1}^{\Delta L_k} p = p \Delta L_k \end{aligned}$$

$$\mathbb{E}[\Delta c_k \mid \Delta L_k, \mathcal{F}_k] \geq p \Delta L_k$$

By law of total expectation,

$$\mathbb{E}[\Delta c_k \mid \Delta L_k] = \mathbb{E}[\mathbb{E}[\Delta c_k \mid \Delta L_k, \mathcal{F}_k]] \geq p \Delta L_k$$

Now, under the assumption of conditional independence between  $\{Z_i\}$  given  $\mathcal{F}_k$ , we have the Hoeffding's inequality such that for any  $\epsilon \in (0, p)$ ,

$$\begin{aligned} &\mathbb{E}(\Delta c_k \mid \Delta L_k) \geq p \Delta L_k \\ \Pr \left[ \sum_{i=1}^n Z_i - E \left( \sum_{i=1}^n Z_i \right) \leq -t \right] &\leq \exp \left( -\frac{2t^2}{\sum_{i=1}^n (1)^2} \right) \\ \text{By choosing } t = \epsilon n, & \\ \Pr \left[ \sum_{i=1}^n Z_i \leq (p - \epsilon)n \right] &\leq \exp(-2\epsilon^2 n) \\ \Pr \left[ \sum_{i=1}^n Z_i \leq (p - \epsilon)\Delta L_k \mid \Delta L_k \right] &\leq \exp(-2\epsilon^2 \Delta L_k) \end{aligned}$$

Consider the extreme events between  $\{S_n \leq (p - \epsilon)n\}$  and  $\{\Delta c_k \leq (p - \epsilon)n\}$ , for  $S_n \leq \Delta c_k$ ,  $\{\Delta c_k \leq (p - \epsilon)n\} \subseteq \{S_n \leq (p - \epsilon)n\}$  given a fixed  $(p - \epsilon)n$ . Therefore, we have

$$\begin{aligned} \Pr[\Delta c_k \leq (p - \epsilon)\Delta L_k \mid \Delta L_k] &\leq \Pr \left[ \sum_{i=1}^n Z_i \leq (p - \epsilon)\Delta L_k \mid \Delta L_k \right] \\ \Pr[\Delta c_k \leq (p - \epsilon)\Delta L_k \mid \Delta L_k] &\leq \exp(-2\epsilon^2 \Delta L_k) \end{aligned}$$

Therefore, as long as  $p$  is not too small, the probability that a derivation step substantially increases length without adding commensurate query-overlap decays exponentially in the number of appended tokens. Combining this with the condition for monotone improvement of the precision-style surrogate

$$\Delta c_k \geq \widetilde{\text{ROUGE-L}}(Q, S_k) \cdot \Delta L_k \iff \widetilde{\text{ROUGE-L}}(Q, S_{k+1}) \geq \widetilde{\text{ROUGE-L}}(Q, S_k),$$

we conclude that, under query-conditioned derivation and typical navigation pruning, the expectation of  $\widetilde{\text{ROUGE-L}}$  is a monotonically increasing function as  $k$  increases.  $\square$

## B. Textual Encoding Details

In our experiment, we utilize the exact format as reference to (Borisov et al., 2023). Given a tabular data set of  $m$  columns with feature names  $f_1, f_2, \dots, f_m$  and  $n$  rows of samples  $s_1, \dots, s_n$ , we let the entry  $v_{i,j}$ ,  $i \in \{1, \dots, n\}, j \in \{1, \dots, m\}$

represent the value of the  $j$ -th feature of the  $i$ -th data point. Taking the feature name and value into account, each sample  $s_i$  of the table is transformed into a textual representation  $\mathbf{t}_i$  using the following subject-predicate-object transformation:

$$t_{i,j} = [f_j, \text{"is"}, v_{i,j}, ";"] \quad \forall i \in \{1, \dots, n\}, j \in \{1, \dots, m\}, \quad (6)$$

$$\mathbf{t}_i = [t_{i,1}, t_{i,2}, \dots, t_{i,m}] \quad \forall i \in \{1, \dots, n\}, \quad (7)$$

where  $t_{i,j}$ , the textually encoded feature, is a clause with information about a single value and its corresponding feature name, and  $[\cdot]$  denotes the concatenation operator. We define  $Enc(T)$  in Section 3.2.1 as  $\mathbf{t}_i$ . We conduct sensitivity analysis on different delimiters in Section D.3.

## C. Atomic Operation Tools

Table 3. Summary of the list for atomic operations. Most tools are referenced from Chain-of-Tables (Wang et al., 2024), except for two additional format-related functions for Python, including string and datetime operations.

Tool Name	Key Arguments	Functionality
<code>print_table</code>	N/A	Displays the current table snapshot for inspection without modifying the environment.
<code>f_get_data_info</code>	<code>show_missing</code>	Reports dataset shape, column names, data types, and missing-value statistics.
<code>f_select_column</code>	<code>column_names</code> , <code>reasoning</code>	Projects the table onto a subset of relevant columns while validating column existence and logging agent reasoning.
<code>f_select_row</code>	<code>indices</code> , <code>condition</code> , <code>lookup</code> , <code>reasoning</code>	Selects rows using explicit indices or symbolic conditions; supports lookup-only mode and robust expression parsing.
<code>f_sort_by</code>	<code>columns</code> , <code>order</code>	Sorts the table lexicographically by one or more columns in ascending or descending order.
<code>f_aggregate</code>	<code>column/op</code> or <code>columns_ops</code> , <code>group_by</code> , <code>show_stats_only</code>	Performs statistical aggregation (count, sum, avg, min, max, diff), supporting multi-column and grouped computation.
<code>f_compute_column</code>	<code>new_col</code> , <code>col_A</code> , <code>op</code> , <code>col_B</code> , <code>element_wise</code> , <code>special_op</code>	Constructs new features via scalar or element-wise arithmetic, including specialized operations such as grouped time differences.
<code>f_string_operation</code>	<code>columns</code> , <code>operation</code> , <code>start/end</code> , <code>replace</code> , <code>concat</code> , <code>new_columns</code>	Performs symbolic string transformations including casing, substring extraction, concatenation, replacement, and type conversion.
<code>f_process_datetime</code>	<code>columns</code> , <code>operation</code> , <code>parse_format</code> , <code>timezone</code> , <code>new_columns</code>	Parses, transforms, and extracts temporal attributes from date-time columns.
<code>f_join</code>	<code>join_type</code> , <code>left_on</code> , <code>right_on</code> , <code>cross_join</code> , <code>suffix</code> , <code>reasoning</code>	Combines multiple tables via relational join or Cartesian product with column conflict resolution.
<code>f_final_answer</code>	<code>answer</code>	Submits the final answer and terminates the agent’s reasoning trajectory.

## D. Additional Experimental Results

### D.1. Supporting Experiments for Main Results Table 1

#### D.1.1. EMPIRICAL VALIDATION FOR USING PRE-DEFIEND TOOLS

We provide empirical support for using pre-defined tools instead of generating codes directly. By quantifying generation variance through the entropy of outcome distributions under repeated sampling, we assign each generation one of three discrete outcomes: *Correct & Executable*, *Executable but Incorrect*, or *Compilation Failure*. For each task, we compute the entropy of the resulting multinomial distribution across multiple independent runs, where a more positive entropy corresponds to more consistent and stable generation behavior. Table 4, both Chain-of-Tables and Tree-of-Tables achieve substantially more positive generation entropy compared to unconstrained code generation across all datasets. This indicates that restricting the model’s action space to structured tool operations significantly stabilizes the generation process, leading

to lower outcome variability while preserving task performance.

Table 4. We estimate generation variance using the entropy of generation outcomes. More positive entropy indicates more consistent and stable generation behavior. Tool-constrained reasoning (Chain-of-Tables and Tree-of-Tables) yields substantially more positive entropy across all datasets. Values are reported as mean  $\pm$  standard deviation over tasks.

Dataset	Generation Entropy		
	Code Generation	Chain-of-Tables (Tools)	Tree-of-Tables (Tools)
WikiTQ	-0.9316 $\pm$ 0.0472	-0.6068 $\pm$ 0.0954	-0.6090 $\pm$ 0.1044
MMQA	-0.9156 $\pm$ 0.1175	-0.6430 $\pm$ 0.0336	-0.6344 $\pm$ 0.0659
MMTU	-0.9078 $\pm$ 0.1003	-0.6024 $\pm$ 0.1179	-0.6195 $\pm$ 0.0191

#### D.1.2. STANDARD DEVIATION OF MAIN RESULT (TABLE 1)

Table 5. Performance Standard Deviation(%) across datasets, models, workflows, and inference settings. Column in yellow indicates performance after incorporating reward feedback in **single-turn inference**. Column in green indicates performance with **full RE-TAB incorporation**.

Model	Code	Chain-of-Table (Tools)							Tree-of-Table (Tools)						
ST Reward	✗	✗	✓	✗	✓	✓	✓	✓	✗	✓	✗	✓	✓	✓	✓
SR Reward	✗	✗	✗	EQ	EQ	AC	AS	RG	✗	✗	EQ	EQ	AC	AS	RG
WikiTQ															
QWEN3-8B	<b>3.32</b>	<b>3.32</b>	3.53	3.37	3.53	3.53	3.49	3.51	<b>3.39</b>	3.52	3.52	3.50	3.53	3.50	3.52
Ministral-3-8B	3.39	3.52	3.53	3.50	3.50	<b>3.32</b>	<b>3.32</b>	<b>3.32</b>	3.50	3.54	3.53	3.52	<b>3.40</b>	<b>3.40</b>	3.41
GPT-4.1-nano	3.52	3.48	3.32	3.40	3.26	3.04	2.95	<b>2.74</b>	3.52	3.37	3.49	3.45	3.30	3.26	<b>3.19</b>
GPT-oss-20b	3.51	3.43	3.26	3.37	3.19	2.74	<b>2.32</b>	2.47	3.50	3.34	3.26	2.61	2.61	<b>2.47</b>	<b>2.47</b>
GPT-5-nano	3.53	2.85	<b>2.14</b>	2.74	2.47	<b>2.14</b>	<b>2.14</b>	<b>2.14</b>	2.85	2.61	2.47	2.47	<b>1.94</b>	<b>1.94</b>	<b>1.94</b>
MMQA															
QWEN3-8B	<b>3.02</b>	<b>3.07</b>	3.47	3.12	3.35	3.43	3.49	3.51	<b>3.37</b>	3.50	3.43	3.49	3.45	3.45	3.52
Ministral-3-8B	<b>2.97</b>	<b>3.17</b>	3.50	<b>3.17</b>	3.47	3.50	3.43	3.54	<b>3.38</b>	3.53	3.43	3.54	3.54	3.51	3.50
GPT-4.1-nano	<b>2.97</b>	3.32	3.45	3.54	3.38	3.41	3.29	3.32	3.29	3.49	3.53	3.50	3.32	<b>3.29</b>	<b>3.12</b>
GPT-oss-20b	3.35	3.51	3.17	3.50	3.12	3.07	2.91	<b>2.62</b>	3.45	3.07	3.41	3.02	2.97	<b>2.62</b>	2.84
GPT-5-nano	3.49	3.54	3.41	3.45	3.21	2.84	2.70	<b>2.62</b>	3.50	3.07	3.45	2.62	2.54	<b>2.45</b>	<b>2.45</b>
MMTU															
QWEN3-8B	<b>3.25</b>	3.41	3.52	<b>3.39</b>	3.51	3.53	3.53	3.53	<b>3.07</b>	3.22	3.18	3.29	3.25	3.29	3.34
Ministral-3-8B	3.20	3.22	3.41	<b>3.15</b>	3.31	3.53	3.53	3.52	<b>3.15</b>	3.24	3.20	3.31	3.34	3.37	3.37
GPT-4.1-nano	3.54	3.53	3.25	3.41	3.15	3.02	<b>2.86</b>	<b>2.86</b>	3.53	3.37	3.49	3.22	3.06	<b>2.88</b>	2.92
GPT-oss-20b	3.52	3.53	3.25	3.53	3.43	3.14	3.06	<b>2.97</b>	3.51	3.45	3.53	3.25	2.97	3.06	<b>2.74</b>
GPT-5-nano	3.31	2.81	2.46	2.81	2.29	2.20	<b>2.10</b>	<b>2.10</b>	3.52	2.81	3.53	2.74	2.68	2.68	<b>2.47</b>

## D.1.3. BLUE AND ROUGE SCORE OF MAIN RESULT (TABLE 1)

Table 6. BLEU and ROUGE-L performance (%) across datasets, models, workflows, and inference settings. Although RE-TAB consistently improves reasoning quality, the lack of strict output formatting control sometimes causes the LLM to produce full sentences rather than exact answer phrases, which artificially lowers both metrics despite the answers being semantically correct.

Model	Code	Chain-of-Table (Tools)							Tree-of-Table (Tools)						
ST Reward	✗	✗	✓	✗	✓	✓	✓	✓	✗	✓	✗	✓	✓	✓	✓
SR Reward	✗	✗	✗	EQ	EQ	AC	AS	RG	✗	✗	EQ	EQ	AC	AS	RG
Metric: BLEU															
WikiTQ															
QWEN3-8B	28.74	21.98	29.70	14.14	22.44	21.98	<b>30.00</b>	27.77	<b>33.55</b>	31.43	20.91	23.07	25.57	25.47	26.29
Ministral-3-8B	24.81	15.10	21.52	9.07	17.15	15.10	18.42	<b>27.98</b>	25.61	<b>24.85</b>	14.07	19.89	18.88	22.29	21.82
GPT-4.1-nano	36.74	13.38	4.65	14.53	15.26	46.26	50.26	<b>59.44</b>	56.33	<b>60.49</b>	10.39	29.12	40.99	51.45	42.60
GPT-oss-20b	<b>48.74</b>	39.84	26.79	35.93	40.30	37.60	38.24	43.57	45.15	44.90	26.79	39.95	39.95	40.27	40.27
GPT-5-nano	36.74	23.71	18.83	57.23	<b>59.98</b>	55.00	57.44	58.44	58.44	58.44	60.23	62.21	<b>63.19</b>	<b>63.19</b>	<b>63.19</b>
MMQA															
QWEN3-8B	22.78	15.52	19.67	23.45	22.21	15.92	20.97	<b>24.12</b>	29.11	<b>29.95</b>	24.19	26.63	24.30	26.34	22.44
Ministral-3-8B	15.54	6.33	12.54	<b>23.45</b>	20.86	6.33	10.83	12.82	9.52	12.68	24.19	<b>26.35</b>	25.11	24.65	20.78
GPT-4.1-nano	16.46	26.91	<b>45.16</b>	23.93	26.82	33.76	45.16	43.90	46.43	45.16	41.20	45.90	47.80	<b>50.96</b>	48.43
GPT-oss-20b	30.96	31.11	<b>49.80</b>	34.65	32.86	31.11	48.54	49.58	52.66	<b>53.97</b>	34.65	40.18	36.70	37.97	40.10
GPT-5-nano	35.44	37.46	45.41	14.30	49.20	42.21	48.65	<b>54.61</b>	56.47	56.40	33.50	58.78	61.25	61.48	<b>61.67</b>
MMTU															
QWEN3-8B	11.96	5.43	8.27	<b>13.41</b>	12.06	3.94	6.50	9.41	8.67	10.45	<b>17.21</b>	13.32	14.41	13.32	15.50
Ministral-3-8B	<b>14.13</b>	5.92	8.82	4.57	7.56	7.01	5.78	8.27	11.68	8.82	8.70	8.64	11.06	9.33	10.93
GPT-4.1-nano	17.39	13.99	16.70	13.04	4.27	16.70	16.70	<b>19.42</b>	19.97	19.97	8.67	17.39	19.02	17.93	<b>20.65</b>
GPT-oss-20b	<b>21.74</b>	17.25	18.72	15.39	16.79	17.88	16.49	17.10	17.63	17.57	16.30	16.26	18.66	17.57	17.75
GPT-5-nano	17.61	20.42	20.39	17.26	18.20	19.88	21.47	<b>22.83</b>	21.47	21.47	18.06	19.56	<b>22.06</b>	19.83	21.19
Metric: ROUGE-L															
WikiTQ															
QWEN3-8B	30.03	26.33	34.73	21.02	25.13	26.33	33.50	<b>35.83</b>	<b>38.73</b>	37.39	26.13	28.41	32.07	30.94	35.67
Ministral-3-8B	26.18	18.96	25.57	16.60	24.57	18.52	21.49	<b>31.81</b>	<b>31.39</b>	29.97	22.10	26.91	28.08	30.24	29.59
GPT-4.1-nano	37.94	17.25	8.67	18.08	23.65	51.60	55.60	<b>63.83</b>	61.49	<b>65.82</b>	18.45	37.88	46.21	56.50	46.22
GPT-oss-20b	<b>50.08</b>	42.43	30.55	41.55	45.92	41.26	43.37	49.16	<b>51.54</b>	51.10	30.55	43.82	43.82	44.93	44.93
GPT-5-nano	38.75	30.36	27.56	63.62	66.36	60.13	63.43	<b>64.76</b>	64.76	64.76	66.95	68.72	70.63	70.63	<b>70.63</b>
MMQA															
QWEN3-8B	23.10	17.03	25.13	<b>29.85</b>	27.66	17.60	23.23	26.10	30.98	<b>32.78</b>	31.40	31.02	28.64	25.36	30.58
Ministral-3-8B	16.69	8.62	17.88	<b>29.85</b>	26.32	9.04	16.45	18.51	13.43	18.64	31.40	<b>31.43</b>	31.26	27.53	30.78
GPT-4.1-nano	17.50	29.79	<b>49.52</b>	28.92	34.90	36.89	49.52	48.54	50.79	49.52	45.29	50.17	52.91	53.97	<b>56.50</b>
GPT-oss-20b	32.46	34.20	53.46	36.78	39.63	34.20	52.19	<b>53.68</b>	56.26	<b>58.00</b>	36.78	43.89	40.83	43.27	41.86
GPT-5-nano	37.34	40.87	49.45	25.19	56.44	45.86	52.90	<b>59.33</b>	61.12	61.12	39.15	64.77	66.56	66.70	<b>67.01</b>
MMTU															
QWEN3-8B	<b>15.66</b>	9.71	12.42	14.33	12.88	8.04	10.97	13.60	12.78	14.59	18.31	14.51	15.60	14.52	<b>16.68</b>
Ministral-3-8B	<b>16.02</b>	8.14	11.72	7.16	9.69	9.23	8.14	12.98	15.53	13.44	10.70	10.23	12.9	11.46	13.33
GPT-4.1-nano	20.11	18.49	21.85	15.73	9.78	21.52	21.85	<b>24.75</b>	25.11	25.11	12.27	21.96	24.11	23.23	<b>25.56</b>
GPT-oss-20b	<b>25.44</b>	20.17	23.14	17.40	20.63	21.04	21.06	21.62	22.65	22.54	18.79	21.08	24.20	22.95	22.91
GPT-5-nano	21.65	25.51	26.75	19.58	24.07	25.15	27.84	<b>29.92</b>	<b>28.04</b>	<b>28.04</b>	20.46	25.09	26.90	25.72	26.18



## D.2. LLM Drifting

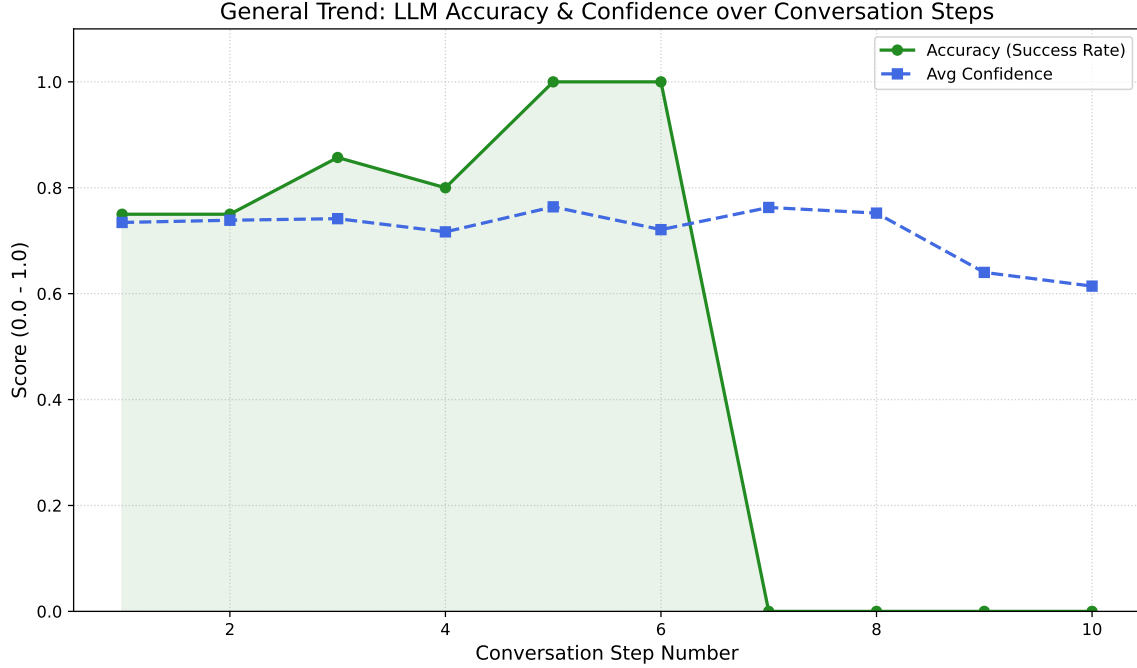


Figure 6. Unoptimized tabular LLM agent shows tendency to drift despite having already discovered the correct answer within the intermediate steps, and such drift would lead to the generation of an incorrect answer at final step.

We measure LLM drift via the drifting on the TABROUGE, as we align all trajectories to the ending point to measure how each step performs before reaching conclusion. For  $x = 0$  representing the moment the model stops generating, while both lines show an upward trend as they approach termination, we observe that incorporating early stopping leads to correct selection of higher ROUGE stopping points. Moreover, in the second plot, we can see that the model is actually approaching the conclusion in a fair early stage with about 4 steps to achieve over 80% of the work needed to be done, while the rest is less meaningful drifting which does not contribute to the answer accuracy. By eliminating these drifting rounds, we can both improve accuracy and remove the noisy extra tokens that cost additional computational burden.

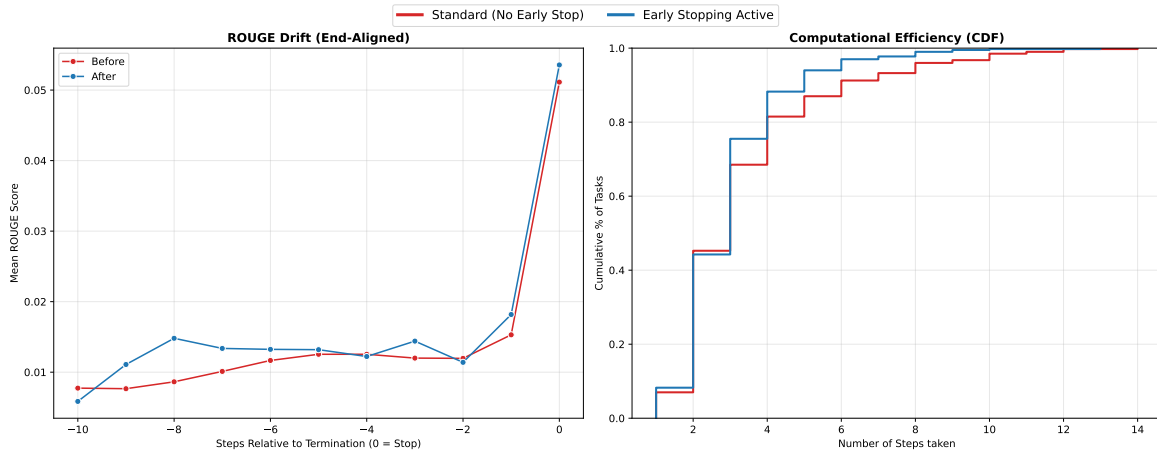


Figure 7. The first plot depicts LLM’s drifting before reaching final conclusion, while the second plot illustrates the LLM is capable of reaching most of the work in the first four steps, while the subsequent drifting does not contribute to the performance significantly.

### D.3. Delimiter Sensitivity Analysis

We further analyze the sensitivity of the textual encoding to delimiter choices by measuring paired per-question differences relative to the baseline. Concretely, we vary the relation token ( $is \rightarrow :, =$ ), the separator token ( $, \rightarrow ; , and$ ), and the row delimiter ( $\backslash n \rightarrow | , .$ ). As shown in Figure 8, these substitutions yield only marginal changes in performance. All effects remain small within about 2 - 3 questions among the sampled 50 test cases and their confidence intervals overlap zero, indicating no statistically significant impact. In particular, the relation token exhibits near-zero difference, while separator and row delimiters show slight but inconsistent fluctuations. These results suggest that our method is largely robust to reasonable delimiter variations, and that performance gains are not attributable to specific token engineering but instead arise from the reward design itself.

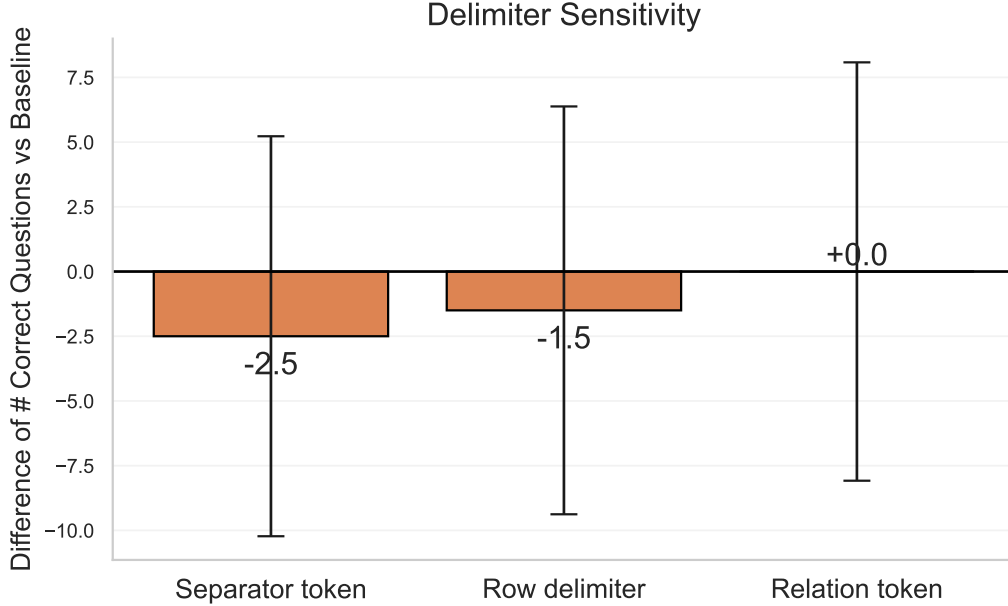


Figure 8. Delimiter sensitivity measured via paired per-question differences relative to the baseline encoding. Changes to relation, separator, or row delimiters produce only small fluctuations, with confidence intervals overlapping zero, indicating limited impact on performance.

### D.4. Sensitivity Analysis on Tabular Size

Large tables pose significant challenges for LLM-based reasoning, as models struggle to interpret multi-dimensional structures, particularly when tables are serialized as text or images (Wang et al., 2025b). We categorize tables into three groups based on token count: *small* (<300 tokens), *medium* (300 – 2,000 tokens), and *large* (>2,000 tokens).

Notably, by enforcing partial observability, we expect overall performance to remain stable across table sizes, as the agent’s decision process depends on identifying the correct operations rather than fully parsing the entire table. Consistent with this expectation, Table 7 shows stable relative advantages of different reward models across table sizes.

However, a counter-intuitive phenomenon emerges: Performance of the Chain-of-Tables framework *improves* as table size increases, whereas Tree-of-Tables exhibits the opposite trend. Because both frameworks operate under identical partial observability, this behavior cannot be directly attributed to table size alone. To understand this discrepancy, we further analyze how each framework interacts with the underlying task semantics across datasets.

### D.5. Performance Analysis between Chain-of-Tables and Tree-of-Tables

Further analysis on dataset-wise performance (Table 8) shows that Tree-of-Tables performs best on WikiTQ and MMQA, which require semantic inference to align latent attributes with the query. These datasets consist largely of small to medium tables, where hierarchical decomposition enables independent resolution of conceptual components. Such decomposition is particularly beneficial for MMQA, where relevant signals are less explicit. In contrast, MMTU contains large tables

Table 7. As tabular size increases, performance trend moves in opposite direction between Chain-of-Tables and Tree-of-Tables, which cannot be directly attributed to table size due to the partially observable table setting, motivating additional analysis on Table 8.

Size		Chain				Tree			
		EQ	AC	AS	RG	EQ	AC	AS	RG
S	(<300)	57.58	62.22	63.23	<b>65.66</b>	69.29	68.89	71.11	<b>72.32</b>
M	(300–2000)	62.47	67.67	72.60	<b>73.97</b>	63.84	69.04	70.14	<b>70.96</b>
L	(>2000)	66.12	75.51	76.33	<b>78.37</b>	50.61	54.69	55.10	<b>57.14</b>

Table 8. Deviated performance in tabular size stems from the two frameworks’ strength in different semantic tasks, whereas Chain-of-Tables and Tree-of-Tables excel in lookup and computation tasks respectively, which dominate in different datasets. Results are reported as accuracy (average  $\pm$  standard deviation).

Dataset	Average Token	Chain-of-Tables (Tools)		Tree-of-Tables (Tools)	
		Accuracy	Acc. (+Reward)	Accuracy	Acc. (+Reward)
WikiTQ	661.22	53.37 $\pm$ 3.53	73.55 $\pm$ 3.12	62.86 $\pm$ 3.42	73.96 $\pm$ 3.10
MMQA	339.46	41.01 $\pm$ 3.48	61.97 $\pm$ 3.43	50.63 $\pm$ 3.54	67.14 $\pm$ 3.32
MMTU	9,499.04	47.44 $\pm$ 3.53	65.47 $\pm$ 3.36	40.67 $\pm$ 3.47	58.18 $\pm$ 3.49

focused on exact lookups over long and irregular expressions. Such patterns are difficult to identify directly from prompts but can be precisely retrieved via atomic operations (e.g., `f_select_row`, `f_select_column`), favoring the progressive reasoning style of Chain-of-Tables. For Tree-of-Tables, early semantic decomposition conversely introduces biases, such as normalizing intentionally irregular values by misinterpreting the term as a typographical error, hence degrading exact retrieval. This is further supported by Figure 9, where Chain-of-Tables excels at *needle-in-a-table* queries, while Tree-of-Tables is stronger on computation-intensive tasks. Incorporating reward feedback via RE-TAB mitigates these complementary weaknesses, producing more consistent performance across datasets and task types.

#### D.6. Question Type Analysis

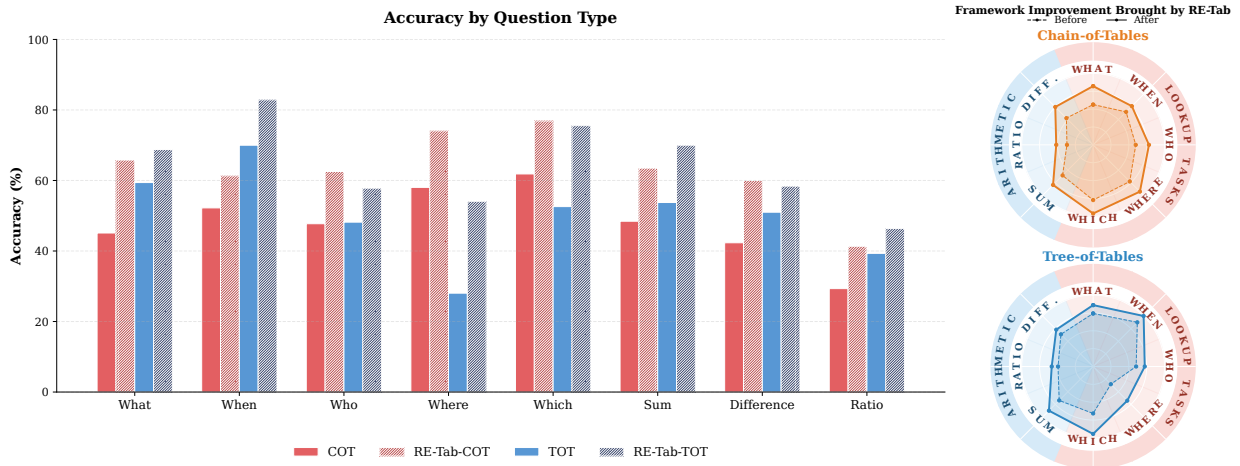


Figure 9. Impact of question type on RE-TAB performance. We distinguish between *which* queries, where all options are given in the question, and *what* queries, which require table lookup.

## E. Implementation Details

In our implementation, for GPT-4.1-nano and GPT-5-nano, we utilize API provided by OpenAI for inference. For the three open-sourced models, i.e. QWEN-3-8B, Ministral-3-8B and GPT-oss-20b, we utilize Ollama (team, 2025) for efficient inference on NVIDIA GeForce RTX 4090 GPU. Except from GPT-5-nano, all models are exposed to top-k log-probabilities usage, and for GPT-5-nano, we hire an additional GPT-4.1-nano agent to rewrite reasoning text in each step, hence indirectly estimating the confidence for the GPT-5-nano model.

To focus on evaluating quality of TABROUGE, we set all discount factors to be 1. Regarding halting criteria, we continuously measure TABROUGE in each step, and we declare a signal convergence if the rolling variance of the signal is less than a threshold, which indicates that the agent is not capable in further improving table precision. Further hyperparameter details are included in the following detailed algorithm:

---

### Algorithm 1 Chain-of-Tables with RE-TAB Reasoning

---

```

1: Input: Dataset path  $D$ , number of samples  $N$ , iterations per question  $I=10$ , LLM  $\mathcal{M}$ , TABROUGE window  $w=5$ , convergence threshold  $\varepsilon=0.005$ 
2: Load dataset samples  $\{(Q_i, T_i, \alpha_i)\}_{i=1}^N$  from  $D$ 
3: for  $i = 1$  to  $N$  do
4:   Initialize table state  $T_0 \leftarrow T_i$ 
5:   for  $j = 1$  to  $I$  do
6:     Initialize TABROUGE history  $\mathcal{R} \leftarrow []$ 
7:      $t \leftarrow 0$ 
8:     repeat
9:       Initialize observation  $o_t \leftarrow T_t$ 
10:       $t \leftarrow t + 1$ 
11:      LLM generates reasoning and tool call:
12:       $(r_t, \tau_t) \leftarrow \mathcal{M}(Q_i, T_{t-1})$ 
13:      Execute tool and update table:
14:       $T_t \leftarrow a_t(T_{t-1})$ 
15:      Compute TABROUGE:
16:       $r_t^{\text{TABROUGE}} \leftarrow \text{TABROUGE}(Q_i, T_t)$ 
17:      Append  $r_t^{\text{TABROUGE}}$  to  $\mathcal{R}$ 
18:      if  $\text{TABROUGEConverged}(\mathcal{R}, w, \varepsilon)$  then
19:        Instruct LLM to produce final answer
20:        break
21:      end if
22:    until LLM emits f_final_answer
23:    Record predicted answer  $\hat{\alpha}_{i,j}$ 
24:  end for
25:  Select final answer  $\hat{\alpha}_i$  by Simulative Reasoning on reward model
26:  Output  $(Q_i, \hat{\alpha}_i, \alpha_i)$ 
27: end for
    
```

---



---

### Algorithm 2 Tree-of-Tables with RE-TAB Reasoning

---

```

1: Input: Dataset path  $D$ , number of samples  $N$ , LLM  $\mathcal{M}$ , maximum attempts  $K=20$ , ROUGE window  $w=5$ , convergence threshold  $\varepsilon=0.005$ 
2: Load dataset samples  $\{(Q_i, T_i, \alpha_i)\}_{i=1}^N$  from  $D$ 
3: for  $i = 1$  to  $N$  do
4:   Initialize table state  $T_0 \leftarrow T_i$ 
5:   Initialize Tree-of-Tables structure  $\mathcal{G} \leftarrow \{\text{root}\}$ 
6:   Initialize TABROUGE history  $\mathcal{R} \leftarrow []$ 
7:   for  $k = 1$  to  $K$  do
8:      $t \leftarrow 0$ 
9:     repeat
10:      Initialize observation  $o_t \leftarrow T_t$ 
11:       $t \leftarrow t + 1$ 
12:      LLM generates reasoning and selects tool call:
13:       $(r_t, \tau_t) \leftarrow \mathcal{M}(Q_i, o_t)$ 
14:      Execute tool and update table:  $T_{t+1} \leftarrow \tau_t(T_t)$ 
15:      Append snapshot  $o_t$  to Tree-of-Tables  $\mathcal{G}$ 
16:      Compute TABROUGE  $r_t^{\text{TABROUGE}} \leftarrow \text{TABROUGE}(Q_i, T_t)$ 
17:      Append  $r_t^{\text{TABROUGE}}$  to  $\mathcal{R}$ 
18:      if  $\text{TABROUGEConverged}(\mathcal{R}, w, \varepsilon)$  then
19:        Produce final answer
20:        break
21:      end if
22:    until LLM emits f_final_answer
23:    Record predicted answer  $\hat{\alpha}_{i,k}$ 
24:  end for
25:  Select final answer  $\hat{\alpha}_i^*$  via Simulative Reasoning on reward model
26:  Write  $(Q_i, \hat{\alpha}_i, \alpha_i)$  to output file  $F$ 
27: end for
    
```

---



### E.1. Agent Prompt

The respective agent prompt is as follows:

#### Agent Prompt for TableQA with Tools

**Task.** Answer the following question about the loaded table:

{question}.

**Environment.** The table is loaded as a pandas DataFrame `df`. There are {num\_tools} tools available:

- {tools\_context}

**Instruction.** Follow your reasoning steps, then provide a clear final answer.

**Pre-processing (before reasoning).**

1. If a name/entity mentioned in the question is not found in `df`, make sensible inferences to map the entity to the table. Assume an answer always exists.
2. If the DataFrame contains unit symbols (e.g., \$) or commas as thousand separators, use `StringOperationTool()` to clean the data and parse values into numbers before further computation.

**Tips (use if necessary).**

- Some columns may contain only a single group/category.
- The toolset computes time differences in *days*.
- The question may contain typos; interpret it so that at least one valid answer exists.
- If the question does not specify alphabetical or chronological ordering, preserve the original row order of `df`.
- For NA-indicating symbols (e.g., -, ``N/A'', ``unknown'', ``null''): convert them to `pd.NA` using `StringOperationTool()`, then handle them with `HandleMissingValuesTool()`.
- If `df` seems cleared or unavailable, use `RetrieveOriginalDFTool()` to restore it from `df_log`.