

Do AI Overviews Benefit Search Engines?

An Ecosystem Perspective

Yihang Wu
Zhejiang University
yhwu.is@zju.edu.cn

Jiajun Tang
Zhejiang University
jiajuntang@zju.edu.cn

Jinfei Liu*
Zhejiang University
jinfeiliu@zju.edu.cn

Haifeng Xu*
University of Chicago
haifengxu@uchicago.edu

Fan Yao*
UNC-Chapel Hill
fanyao@unc.edu

February 2, 2026

Abstract

The integration of AI Overviews into search engines enhances user experience but diverts traffic from content creators, potentially discouraging high-quality content creation and causing user attrition that undermines long-term search engine profit. To address this issue, we propose a game-theoretic model of creator competition with costly effort, characterize equilibrium behavior, and design two incentive mechanisms: a *citation mechanism* that references sources within an AI Overview, and a *compensation mechanism* that offers monetary rewards to creators. For both cases, we provide structural insights and near-optimal profit-maximizing mechanisms. Evaluations on real click data show that although AI Overviews harm long-term search engine profit, interventions based on our proposed mechanisms can increase long-term profit across a range of realistic scenarios, pointing toward a more sustainable trajectory for AI-enhanced search ecosystems.

*Advising authors.

1 Introduction

The paradigm of web search is undergoing a profound transformation driven by generative AI (GenAI). Mainstream search engines, including Google [17], Microsoft Bing [8], and Baidu [26], are increasingly integrating AI-generated summaries (a.k.a. AI Overviews) directly into their results pages. By consolidating information from multiple sources into an immediate response, AI Overviews offer significant user benefits by reducing search time and simplifying information synthesis.

The rollout of AI Overviews has driven considerable revenue growth for search engines. Alphabet’s Q1 2025 report shows Google Search revenue of US \$50.7B (up 10% YoY) and attributes part of the growth to the engagement with AI Overviews, which reaches 1.5B monthly users [1]. However, behind the impressive figure lies a growing concern: AI Overviews are shifting traffic away from web content creators. Chegg, the leading student-first connected learning platform, reported that “AI Overview is retaining traffic that historically had come to Chegg” and that its non-subscriber traffic fell 49% in January 2025 [10]. Publishers have also sued Google over unlicensed summaries and diverted traffic [14]. These shifts may weaken incentives for high-quality content creation, degrading user experience over time, and ultimately harming search engine profit. Motivated by these pressing issues, we study the following questions:

Do AI Overviews benefit search engines in the long run? If not, how can search engines align creator incentives with their profit objective in the presence of AI Overviews?

To answer these questions, we employ a game-theoretic model, grounded on the classic *position-based model (PBM)* [12], to study the competition among content creators. In our model, a number of n creators (e.g., news sites, blogs, knowledge bases) compete for a keyword query. The traffic of a page depends on its rank-based position bias and costly creation effort, and the search engine ranks pages by effort. We characterize mixed Nash equilibria under both homogeneous and heterogeneous costs of creation effort.

Building on the equilibrium characterization, we then study two incentive mechanisms: (1) a *citation mechanism* that cites selected organic results (i.e., web pages created by human creators) within AI Overviews to increase their position biases and address copyright concerns. This mechanism has been widely adopted by existing systems [17, 8, 32], but its design has not been theoretically examined; (2) a *compensation mechanism* that pays creators based on creation effort, which also essentially raises position biases in our model. We solve (near-)optimal mechanism design for the search engine’s profit objective and show sharp structural simplifications: near-optimal citation and compensation mechanisms can be taken to increase position biases in a piecewise-constant manner by creator cost type, which enlightens simple, tractable, and effective practical design.

We ran a real-world user click experiment to estimate how AI Overviews change position biases. Parameterizing our PBM-based model with these estimates, numerical experiments show that introducing AI Overviews without incentives reduces long-term search engine profit (i.e., after creators adjust to the new equilibrium under the changed position biases), whereas adding our citation and compensation mechanisms increases long-term profit across a range of realistic settings, thus answering our motivating questions.

Our contributions lie in four aspects:

1. **Modeling:** We build a PBM-based game-theoretic model of creator competition in search engines, and formalize both AI Overviews and incentive mechanisms as interventions that alter the position biases;
2. **Conceptual:** Our results sharply narrow the mechanism design space and thus provide actionable guidance on how to improve long-term profit for search engines, helping sustain a

healthy creator ecosystem in the GenAI era;

3. **Technical:** We extend equilibrium analysis techniques to accommodate multiplicative payoffs (rank-based position bias times the effort of creators) and heterogeneous cost structures, revealing novel equilibrium properties that are distinctive to our model;
4. **Empirical:** We collect real user click data that quantifies how AI Overviews affect position biases, providing an empirical foundation that supports future research on AI-enhanced search ecosystems.

2 Related Works

Content Creator Competition. Creator competition for user attention is well studied in recommendation settings [7, 6, 19, 51, 53, 20]. Recent studies have further investigated the interplay between human creators and GenAI, including human-GenAI competition/collaboration [52], dynamic strategic behavior of human creators [13], long-term ecosystem effects [40], and selective response strategies for GenAI [41], as well as data sharing between human and GenAI [23, 42] and how GenAI diversity shapes competition [33]. Differently, we study creator competition *in search engines*, where AI Overviews reshape incentives, and we design mechanisms to improve search engine profit. Relatedly, [28] studies search engine creator competition but focuses on the effects of ranking rules on equilibrium stability and user welfare.

Contest Design. Contest design literature primarily addresses equilibrium characterization and optimal reward design, with reward structures typically classified as rank-order (e.g., all-pay auctions [24]) or smooth allocation (e.g., Tullock contests [44]). See [46, 39] for a comprehensive survey. We focus on rank-order allocation contests. On equilibrium characterization, classic results include single- and multi-prize all-pay auctions [5, 4], extensions with heterogeneous linear costs and restricted prize sequences [9], and nonlinear costs with homogeneous prizes [38]. Most related is [48], which allows general prize structures with nonlinear costs and provides uniqueness under structural conditions on reward sequence. Our key difference is *multiplicative* payoffs: in our model, a creator’s payoff equals the rank-based position bias times her own effort level, whereas standard rank-order contests award a fixed rank-based prize independent of effort. This difference necessitates new equilibrium analysis techniques. On reward design, prior work optimizes rank-order prizes to induce effort [25, 15, 30]. The most related study is [16], which we extend to the multiplicative payoff and heterogeneous cost setting.

Search Engine Design. Our work connects to three strands of search engine research. First, our model is based on the position-based model (PBM) [12], a classical click model that describes user click behavior; we use PBM for its simplicity and strong empirical fit, as surveyed in [11]. Second, recent work integrates LLMs into search to improve search experience, including summarization [18], query optimization [54], and learning-to-rank (LTR) enhancements [27]; see surveys such as [49, 50, 47]. These studies mainly focus on technical perspective. Differently, we study mechanism design under AI Overviews to sustain creator incentives and thereby improve long-term search engine profit. Third, previous work highlights user experience risks of LLM-based search, such as echo chambers [37], hallucinations [29], and limitations of answer engines [45]. Complementing these macro-level analysis, we conduct a user study to collect fine-grained click data and empirically quantify how AI Overviews and citations shift user attention and clicking behavior.

3 Model

There are $n \geq 2$ web page creators competing for a single keyword query. Search engine users aim to obtain satisfactory answers via keyword search. We denote $[n] = \{1, 2, \dots, n\}$.

User browsing behavior. We adopt the *position-based model (PBM)* to characterize user browsing behavior. In PBM, a user clicks a page if and only if they examine it and are attracted by its content. Let p_j denote the probability that a user examines the page at rank $j \in [n]$, referred to as *position bias* of rank j . [21] shows that examination depends strongly on rank and typically decreases with rank, so we assume $1 \geq p_1 > p_2 > \dots > p_n > 0$. Let $x_i \in [0, 1]$ be the probability that a user is attracted to creator i 's page conditional on examination. Creators exert effort to increase the attractiveness, so we treat x_i as the strategy (effort level) of creator i . Hence, if creator i 's page is ranked at j , its click probability is $x_i p_j$.

Web page creation. Given the position bias vector $\mathbf{p} = (p_1, p_2, \dots, p_n)$, each creator $i \in [n]$ chooses an effort level $x_i \in [0, 1]$ to create a web page. A vector $\mathbf{x} = (x_1, x_2, \dots, x_n)$ consisting of deterministic effort choices is referred to as a pure strategy profile, $\mathbf{x}_{-i} = (x_1, \dots, x_{i-1}, x_{i+1}, \dots, x_n)$ denotes the pure strategy profile excluding creator i .

Naturally, exerting a higher effort level incurs a higher cost. Formally, creator i incurs cost $g_i(x) = \gamma_i g(x)$ when exerting effort x , where $g : [0, 1] \rightarrow \mathbb{R}_{\geq 0}$ is strictly increasing, differentiable, and strictly convex with $g(0) = 0$, and $\gamma_i > 0$ is a cost parameter that reflects creator i 's capability in web page creation. Here, g captures the common cost structure shared by all creators, while γ_i accounts for individual heterogeneity. For analytical convenience, we sometimes assume that $g(x) = x^\beta$ for a constant $\beta > 1$, which is commonly adopted in the literature [52, 16].

We assume each click generates unit revenue without loss of generality¹. If creator i chooses x_i and her web page is displayed at rank j , her expected revenue is $x_i p_j$. The expected utility is revenue minus cost:

$$u_i(x_i, \mathbf{x}_{-i}) = x_i p_j - \gamma_i g(x_i).$$

The search engine ranks pages in descending order of effort levels [35]. Ties are broken uniformly at random. Let $x_{(1)} \geq x_{(2)} \geq \dots \geq x_{(n)}$ denote the sorted effort levels, where $x_{(j)}$ is the j -th highest effort. We assume that exerting the maximum effort 1 is prohibitively costly, i.e., $u_i(1, \mathbf{x}_{-i}) < 0$ for all $i \in [n]$.

In addition to pure strategies, each creator may choose a mixed strategy, which is a probability distribution over the effort levels in $[0, 1]$. We denote by F_i the cumulative distribution function (CDF) of creator i 's mixed strategy, and by f_i the corresponding probability density function (PDF) if it exists. Let $\mathbf{F} = (F_1, \dots, F_n)$ be the mixed strategy profile and \mathbf{F}_{-i} excludes creator i . Then we can define the mixed Nash equilibrium (MNE) of the game [31].

Definition 3.1 (mixed Nash equilibrium) A mixed strategy profile $\mathbf{F}^* = (F_1^*, \dots, F_n^*)$ is a mixed Nash equilibrium if for every creator $i \in [n]$ and any CDF F_i ,

$$\mathbb{E}_{\mathbf{x} \sim \mathbf{F}^*} [u_i(x_i, \mathbf{x}_{-i})] \geq \mathbb{E}_{x_i \sim F_i, \mathbf{x}_{-i} \sim \mathbf{F}_{-i}^*} [u_i(x_i, \mathbf{x}_{-i})].$$

If $F_i^* = F^*$ for any $i \in [n]$, we say MNE is *symmetric*.

Search engine's mechanisms. Deploying an AI Overview may reduce creator effort, lowering user welfare, and, through user attrition, ultimately harm search engine profit. We study two mechanism formats to address this: *citation mechanism design* and *compensation mechanism design*.

¹If a click brings r_i units of revenue, we can rescale the utility by a factor $1/r_i$, which does not alter the strategic behavior of creator i .

In the citation mechanism, the search engine cites in its AI Overview the organic search results as references. Suppose the AI Overview cites m pages. Let p_1^C, \dots, p_n^C be the position biases of the n organic results when they are not cited (C corresponds to Type C in Table 1), and let q_1, \dots, q_m be the position biases of the m positions (or slots) within the AI Overview. Slot $j \in [m]$ cites the i -th organic result with probability $r_{ji} \in [0, 1]$, where $\sum_{i=1}^n r_{ji} = 1$. Let $\mathbf{p} = (p_1, \dots, p_n)$ as the position bias vector for organic results after applying the citation mechanism, then for $i \in [n]$, we have $p_i = p_i^C + \sum_{j=1}^m r_{ji} q_j$. We require the citation mechanism to maintain the monotonicity $p_1 \geq \dots \geq p_n$. Example C.1 provides justification for this requirement. Ignoring ties, the utility of the creator at rank i is $x_{(i)} p_i - g_{(i)}(x_{(i)})$. Denote the feasible set of \mathbf{p} as \mathcal{P} . Indeed, determining this set requires specifying mn parameters, which must satisfy not only basic probability axioms but also the monotonicity condition of \mathbf{p} . Consequently, the structure \mathcal{P} is highly complex.

In the compensation mechanism, the search engine rewards creators according to the attractiveness of their pages (equivalently, their exerted effort) [43]. Essentially, the compensation redesigns the position bias. Let c_i be the compensation per effort level for rank i , with $c_1 \geq \dots \geq c_n \geq 0$, and let $\mathbf{c} = (c_1, \dots, c_n)$. Ignoring ties, the creator at rank i has utility $x_{(i)}(p_i + c_i) - g_{(i)}(x_{(i)})$.

Search engine's objective. The search engine aims to maximize its profit, defined as the revenue generated from user traffic minus the total compensation paid to creators. Since user traffic is positively correlated with user welfare, we model revenue as proportional to user welfare. Welfare has two parts:

1. *Web pages*: users examine rank i with probability p_i and obtain utility proportional to quality $x_{(i)}$, giving welfare $\sum_{i=1}^n \mathbb{E}[x_{(i)}] p_i$, where the expectation is taken over the mixed strategies of effort levels;
2. *AI Overview*: let p_0 be the position bias of the AI Overview, then users examine it with probability p_0 and obtain utility proportional to its quality, which depends on average expected effort of human creators. Let $\mu = \frac{1}{n} \sum_{i=1}^n \mathbb{E}[x_i]$. The AI Overview quality is $h(\mu)$, where $h : [0, 1] \rightarrow [0, 1]$ is continuously differentiable, strictly increasing, and concave. The concavity assumption aligns with the idea of scaling laws [22].

Note that the profit should subtract the total compensation cost $\sum_{i=1}^n \mathbb{E}[x_{(i)}] c_i$. Then the citation and compensation mechanism design problem can be formalized as the following optimization problem (we denote the objective function hereafter as $W(\mathbf{p}, \mathbf{c})$):

$$\begin{aligned}
\max_{\mathbf{p} \in \mathcal{P}, \mathbf{c}} \quad & \alpha \left[\sum_{i=1}^n \mathbb{E}[x_{(i)}] p_i + h(\mu) p_0 \right] - \sum_{i=1}^n \mathbb{E}[x_{(i)}] c_i \\
\text{s.t.} \quad & p_1 \geq p_2 \geq \dots \geq p_n > 0, \\
& c_1 \geq c_2 \geq \dots \geq c_n \geq 0.
\end{aligned} \tag{1}$$

Here, $\alpha > 0$ is a constant that transforms user welfare into search engine revenue, capturing search engine profitability.

In the following sections, we first analyze Problem (1) under the symmetric setting where all creators share the same cost parameter (Section 4), then extend the analysis to the asymmetric setting with heterogeneous cost parameters, in particular focusing on the case of binary distinct cost types (Section 5). For notational clarity, we denote the game with symmetric costs by $\mathcal{G}^{(1)}$, the game with binary cost types by $\mathcal{G}^{(2)}$, the general game with n cost types by $\mathcal{G}^{(n)}$.

4 Mechanisms for Symmetric Creators

We start our theoretical discussion with a simple yet fundamental setting, i.e., competition under symmetric creator costs (game $\mathcal{G}^{(1)}$). Specifically, assume $\gamma_1 = \gamma_2 = \dots = \gamma_n \equiv \gamma$. This scenario commonly arises in highly competitive domains, such as news content creation, where major news outlets often face similar or identical production costs.

4.1 Equilibrium Properties

We first characterize equilibrium properties. The main theorem establishes the uniqueness and symmetry of the equilibrium. Proofs are in Appendix B.

Theorem 4.1 *Game $\mathcal{G}^{(1)}$ admits a unique symmetric mixed Nash equilibrium.*

The main idea of the proof is as follows. We first show that MNE exists in Appendix A based on the seminal results by [34]. Then we show that all creators attain the same equilibrium utility, and prove that the equilibrium CDF is continuous with no mass points, thus ruling out the existence of pure Nash equilibrium. Next, we prove that the support and the CDF are identical across all creators in any MNE, therefore establishing the symmetry. Finally, we prove the uniqueness follows from the indifference condition (8).

Theorem 4.1 is consistent with real-world creator competition in search engines. For example, major news outlets (e.g., CNN, BBC, The New York Times) typically have similar production costs. They distribute effort differentially across topics, so their ranks differ across queries, as predicted by the symmetric MNE.

Note that we prove in Theorem 4.1 that MNE must be symmetric, whereas prior works on contests with rank-based rewards only establish the existence of symmetric equilibria without ruling out asymmetric ones [20, 16]. In fact, multiple equilibria have been found in some seminal works [4, 48]. The key difference is that our rank rewards are strictly decreasing due to the position bias effect, while prior works may assign equal rewards to multiple ranks. Specifically, when the least reward is shared by multiple ranks, some creators may find it optimal to exert minimal effort to tie with others for the least reward, leading to the existence of asymmetric equilibria.

In addition to Theorem 4.1, we provide more equilibrium properties in Appendix B and describe a numerical procedure to compute MNE in Appendix E.5.3.

4.2 Profit-Maximizing Mechanisms

In this section, we solve the mechanism design problem (1) for maximizing search engine’s profit. Due to the complexity of joint optimization over both \mathbf{p} and \mathbf{c} , and the intricate design space \mathcal{P} , we first optimize over \mathbf{c} while treating \mathbf{p} as given. The proofs in this subsection are in Appendix D.

Throughout this subsection we assume $g(x) = x^\beta$ with $\beta \geq 2$, which not only guarantees the convexity of $g(x)/x$, a property essential for our analysis, but also reflects practical intuition: as x increases, indicating a stronger user preference for the content, the creator’s marginal cost should rise at a sufficiently rapid rate. The following theorem characterizes the structure of optimal \mathbf{c} for problem (1).

Theorem 4.2 *In the symmetric setting, if $c_n \leq \alpha p_n$, then there exists an optimal solution to Problem (1) such that $c_1 = c_2 = \dots = c_{n-1}$.*

We remind readers that $\alpha > 0$ here is the amount of revenue the platform gains from one unit of user welfare. In Appendix D.3, we demonstrate that the optimal value of c_n is zero across a wide range of plausible parameter settings, thereby justifying the imposed condition $c_n \leq \alpha p_n$.

Theorem 4.2 generalizes a key characterization result of [16], which studies contests in recommender systems. Specifically, if we set $u = 0$, $\gamma = 1$ and $g(x) = x^{\beta+1}$, then this special case corresponds to the setting of [16]. Like theirs, our proof also first reformulates the problem via Lemma D.3, and then shows the Schur-concavity (Definition D.5) of the objective function with respect to the first $n - 1$ components of \mathbf{c} , implying that equalizing c_1, \dots, c_{n-1} improves the objective. However, the extra challenge in our more general setting is the difficulty of establishing the Schur-concavity since the presence of $u > 0$ makes the analysis of the function $(u + x^\beta)/x$ more delicate, without a closed-form expression of its inverse function any more, which necessitates more involved analysis. In contrast, establishing Schur-concavity in [16] is relatively straightforward.

Indeed, Theorem 4.2 significantly narrows the design space of compensation mechanisms for search engines. Appendix D.4 describes how this theorem can be leveraged to solve the compensation mechanism design problem efficiently via a one-dimensional search on the value of $c^* := c_1 = c_2 = \dots = c_{n-1}$.

Now we consider the problem of jointly optimizing over both \mathbf{p} and \mathbf{c} . Unfortunately, the intricate design space \mathcal{P} introduces significant analytical challenges. We therefore propose a feasible citation mechanism and prove it strictly improves the objective.

Let p_1^B, \dots, p_n^B be the position biases of the n organic results when an AI Overview is present but includes no citations (B corresponds to Type B in Table 1). Let Δp_i^B be the increase in position bias when the i -th ranked page is cited and then ranked uniformly at random within the AI Overview. Here Δp_i^B captures both the reduction in organic result position bias due to the introduction of citations in the AI Overview and the gain from being cited.

Experiments in Section 6.1 indicate that $\Delta p_i^B > 0$ for all $i \in [n]$ in realistic scenarios. This motivates the **Uniform-But-Last (UBL)** citation mechanism, which equalizes the expected position bias increase across the first $n - 1$ pages by controlling citation probabilities. Let q_i be the probability that the i -th ranked page is cited, and assume that cited pages are ranked uniformly at random within the overview. UBL is defined by

$$\begin{cases} q_1 \Delta p_1^B = q_2 \Delta p_2^B = \dots = q_{n-1} \Delta p_{n-1}^B, \\ \sum_{i=1}^{n-1} q_i = 1, q_1, q_2, \dots, q_{n-1} \in [0, 1], q_n = 0. \end{cases} \quad (2)$$

This system clearly admits a unique solution, yielding $\mathbf{p} \in \mathcal{P}$ that satisfies $p_1 \geq p_2 \geq \dots \geq p_n > 0$. Recall $W(\mathbf{p}, \mathbf{c})$ denote the objective function in Problem (1). The following theorem shows that UBL improves the objective value.

Proposition 4.3 *Denote \mathbf{p}^{UBL} as the position bias vector induced by UBL, and \mathbf{p}^B as the position bias vector when there is no citation in the AI Overview. Then*

$$\max_{\mathbf{c}} W(\mathbf{p}^{UBL}, \mathbf{c}) > \max_{\mathbf{c}} W(\mathbf{p}^B, \mathbf{c}).$$

The intuition behind this proposition is natural: while both citation and compensation mechanisms adjust position biases, citations strengthen incentives without direct compensation payments. Finally, Appendix H.3 provides numerical evidence that UBL consistently performs close to the optimal mechanism under plausible parameter settings, offering search engines a simple yet effective practical solution.

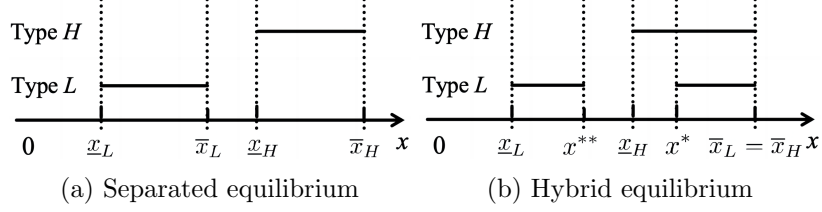


Figure 1: Support structure of equilibrium in the binary-type setting

5 Mechanisms for Asymmetric Creators with Binary Distinct Types

In this section, we consider the asymmetric case with binary creator types (game $\mathcal{G}^{(2)}$): high-ability (type H) creators with cost parameter γ_H and low-ability (type L) creators with cost parameter γ_L , where $\gamma_H < \gamma_L$. Let n_H and n_L be the numbers of type- H and type- L creators with $n_H + n_L = n$. Without loss of generality, we label creators $1, \dots, n_H$ as type H and creators $n_H + 1, \dots, n$ as type L .

We focus on binary types since it captures common settings where experts and non-experts coexist (e.g., specialized knowledge creation) and yield different cost structures, while allowing analysis that remains tractable with valuable insights. Extending to more cost types becomes prohibitively complex (see Appendix E.3).

5.1 Equilibrium Properties

Let $[x_H, \bar{x}_H]$ and $[x_L, \bar{x}_L]$ be the equilibrium supports of type- H and type- L creators. We call an equilibrium *hybrid* if the supports of the two types overlap, and *separated* otherwise. Appendix E.1 establishes general properties under arbitrary cost structures (the game $\mathcal{G}^{(n)}$) and provides a high-level characterization for game $\mathcal{G}^{(2)}$: (i) creators of the same type use identical strategies; (ii) type- H creators typically exert higher effort due to their lower cost; (iii) the support of type- H creators is the continuous interval $[x_H, \bar{x}_H]$. Figure 1 illustrates the typical separated and hybrid support patterns, which align with the conclusions in Appendix E.1.

We next summarize the main equilibrium properties of game $\mathcal{G}^{(2)}$ (Theorem 5.2). We first define the *pseudo strategy* [48].

Definition 5.1 (pseudo strategy) A function $F_H^u : \mathbb{R} \rightarrow [0, 1]$ is called the *pseudo strategy* of type- H creator yielding utility u if it satisfies the following equation:

$$x \left(\sum_{i=1}^{n_H} \binom{n_H-1}{i-1} [F_H^u(x)]^{n_H-i} [1 - F_H^u(x)]^{i-1} p_i \right) - \gamma_H g(x) = u. \quad (3)$$

Intuitively, the pseudo strategy F_H^u is the strategy type- H creators would use to attain utility u (not necessarily the equilibrium utility) if type- L creators were absent. Let $[x_H^u, \bar{x}_H^u]$ be the support of F_H^u , u_L^u be the utility type- L creators obtain by the best response against F_H^u on $[x_H^u, \bar{x}_H^u]$, and $\bar{u}_H = \max_x x p_{n_H} - \gamma_H g(x)$ be the maximum utility type- H creators can achieve. We can then state the main theorem.

Theorem 5.2 The following properties hold in game $\mathcal{G}^{(2)}$:

1. The equilibrium utilities of type- L and type- H creators (u_L and u_H) are unique.

2. A separated equilibrium exists if and only if one of the following two conditions holds: (1) $u_L^{\bar{u}_H} \leq u_L$; (2) there exists a u such that $u_L^u = u_L$ and u_L^u is attained at \underline{x}_H^u ; moreover, if a separated equilibrium exists, it is the unique equilibrium.

Proofs are in Appendix E.5. The uniqueness of u_L extends the symmetric case; then we show that u_L^u is strictly increasing in u and $u_L^{u_H} = u_L$, which implies the uniqueness of u_H and enables computing u_H via binary search. The separation conditions in the second part of the theorem formalize that separation occurs precisely when a type- L creator cannot gain by deviating to the type- H support due to the higher cost. Appendix E.5 also refines the structure of separated and hybrid equilibria and provides an equilibrium computation algorithm. Our analysis generalizes techniques from [48] and identifies the separating equilibrium specific to our multiplicative payoff structure.

In practice, separated equilibria often arise in specialized domains with large cost gaps (e.g., advanced math queries where Wikipedia and Math Stack Exchange dominate). Hybrid equilibria are consistent with general search contexts (e.g., queries on daily life), where high-ability creators cover a broad range of topics while low-ability creators concentrate on a subset, yielding overlapping supports.

5.2 Profit-Maximizing Mechanisms

We then study problem (1) in the binary-type setting. We first consider the case where the equilibrium remains separated both before and after implementing the mechanism. In this case, the design reduces to applying the symmetric analysis (Section 4.2) to each type separately. Consistent with Section 4.2, we assume $g(x) = x^\beta$ with $\beta \geq 2$ throughout this subsection.

We begin with the compensation mechanism. Because the strategies of type- H and type- L do not overlap, the compensation design decouples across types. We obtain the following structural characterization. Proofs of this subsection are in Appendix F.

Proposition 5.3 *In the binary-type setting, assume that the equilibrium is separated both before and after implementing the mechanism. If $c_n \leq \alpha p_n$ and $c_{n_H} \leq \alpha p_{n_H}$, then there exists an optimal solution to Problem (1) such that $c_1 = \dots = c_{n_H-1}$ and $c_{n_H+1} = \dots = c_{n-1}$.*

This follows directly from Theorem 4.2 and the separated equilibrium structure. Moreover, as discussed in Section D.3, if we ignore the monotonicity constraint, the optimal compensation (under plausible parameters) satisfies $c_1 = \dots = c_{n_H-1} \geq c_{n_H} = 0$ and $c_{n_H+1} = \dots = c_{n-1} \geq c_n = 0$; enforcing monotonicity requires increasing c_{n_H} to the smallest feasible value $c_{n_H} = c_{n_H+1}$. Accordingly, we can parameterize any potential optimal compensation vector as

$$\mathbf{c} = (\underbrace{c_H, \dots, c_H}_{n_H-1}, \underbrace{c_L, \dots, c_L}_{n_L}, 0). \quad (4)$$

Remark 5.4 *This argument extends to any number of types: if equilibrium stays separated before and after the mechanism, an optimal compensation vector can be taken piecewise-constant by type.*

A natural question is whether $c_H > c_L$ can hold (otherwise the result collapses to the symmetric structure of Theorem 4.2). Proposition F.1 provides parameter regimes where $c_H > c_L$ holds, and experiments in Appendix H.4 show it occurs across a range of plausible settings.

Then we consider the citation mechanism. Motivated by (4) and the UBL mechanism (Section 4.2), we propose the **Two-Part-But-Last (TPBL)** citation mechanism for any compensation vector of the form (4). Formally, given \mathbf{c} , TPBL is defined by $(\Delta p_i^B$ and q_i are defined as

equation (2)):

$$\begin{cases} q_1 \Delta p_1^B = q_2 \Delta p_2^B = \dots = q_{n_H-1} \Delta p_{n_H-1}^B, \\ q_{n_H} \Delta p_{n_H}^B = q_{n_H+1} \Delta p_{n_H+1}^B = \dots = q_{n-1} \Delta p_{n-1}^B, \\ \sum_{i=1}^{n-1} q_i = 1, q_1, q_2, \dots, q_{n-1} \in [0, 1], q_n = 0, \\ (q_1 \Delta p_1^B) / (q_{n_H} \Delta p_{n_H}^B) = c_H / c_L. \end{cases}$$

This system admits a unique solution, yielding $\mathbf{p} \in \mathcal{P}$ that satisfies $p_1 \geq \dots \geq p_n > 0$. The following proposition shows TPBL improves the objective when the equilibrium stays separated before and after the mechanism.

Proposition 5.5 *Denote \mathbf{p}^{TPBL} as the position bias vector induced by TPBL, and \mathbf{p}^B as the position bias vector when there is no citation in the AI Overview. If the equilibrium is separated before and after the mechanism, then*

$$\max_{\mathbf{c}} W(\mathbf{p}^{TPBL}, \mathbf{c}) > \max_{\mathbf{c}} W(\mathbf{p}^B, \mathbf{c}).$$

Indeed, TPBL is not intrinsically tied to the ratio c_H/c_L : it assigns position bias in a piecewise-constant manner by type, and the ratio between the two segments can be further optimized. Experiments in Appendix H.3 show that TPBL performs close to the optimal mechanism under plausible parameter settings.

If the equilibrium is hybrid either before or after implementing the mechanism, analysis becomes considerably more complex due to overlapping supports. This case lies between the symmetric case ($c_H = c_L$) and the separated case (large $c_H - c_L$). Theorem 4.2 and Proposition 5.3 characterize these boundary cases, motivating the following conjecture for the hybrid regime.

Conjecture 5.6 *In the binary-type setting, suppose the equilibrium is hybrid either before or after implementing the mechanism. If $c_n \leq \alpha p_n$ and $c_{n_H} \leq \alpha p_{n_H}$, then there exists an optimal solution to Problem (1) such that $c_1 = \dots = c_{n_H-1}$ and $c_{n_H+1} = \dots = c_{n-1}$.*

We evaluate this conjecture experimentally in Section H.2 under a variety of plausible parameters. Under the conjectured compensation structure, TPBL can be applied analogously in the hybrid case.

In summary, for the binary types we obtain a concise characterization of the compensation structure (piecewise-constant by type) and a practical citation mechanism (TPBL). Although extending to more than two types is analytically challenging, the binary-type results suggest a general design template: use piecewise-constant compensation by inferred types and construct a corresponding citation mechanism accordingly.

6 Experiments

In this section, we conducted a real-world user click experiment to quantify how AI Overviews and citations affect position biases, and then we analyze the profit impact of introducing AI Overviews based on the real click data.

6.1 Data Collection and Position Bias Estimation

We built a custom platform simulating a search engine and recruited 50 participants to complete search tasks.² We designed 24 search queries (see Appendix G.1), which cover a range of topics

²The code of our user click experiment platform is available at <https://anonymous.4open.science/r/search-ai-2404>.

Table 1: Estimated position biases of pages excluded from the AI Overview

Type	page1	page2	page3	page4	page5	page6	page7	page8	page9	page10
A	0.9911	0.9473	0.7173	0.6792	0.4170	0.2294	0.2116	0.1742	0.1485	0.1421
B	0.7557	0.6502	0.3974	0.3661	0.2280	0.1572	0.1519	0.1430	0.1392	0.1158
C	0.4801	0.4328	0.3307	0.3209	0.1605	0.1273	0.1203	0.0787	0.0762	0.0529

Table 2: Estimated position biases of AI Overview and pages included in the AI Overview

AI Overview	page1	page2	page3	page4
0.9888	0.7289	0.4417	0.3221	0.1480

(e.g., mathematics, history, health and travel) and reflected distinct search intents [36]: 12 were fact-based (e.g., “What is the capital city of Kenya?”) and 12 were open-ended (e.g., “How can I improve my sleep quality?”). Result pages and AI Overview answers were constructed from real Google results. The 24 queries were randomly and evenly assigned to three types of interfaces (see examples in Appendix G.2): (A) no AI Overview; (B) AI Overview without citations; and (C) AI Overview citing four relevant pages per query. Each participant completed all 24 tasks (8 per interface). Query order was randomized, while interface types were presented in a fixed sequence (A then B then C) to avoid confusion. Participants clicked the most suitable pages based on their own understanding and search habits; each task additionally required answering a question to encourage careful examination.

We logged dwell-time and click behavior, then estimated position biases for organic pages (Table 1) and the AI Overview and its cited pages (Table 2) following the methodology in [11]. Details for computing position bias are in Appendix G.3.

We focus on aggregate trends of position bias here and report additional analyses in Appendix G.4. Comparing lines 1-2 of Table 1 shows that introducing an AI Overview substantially reduces the position biases of organic pages. Table 2 further indicates that the AI Overview itself attains a very high position bias, comparable to the top-ranked page in Type A, suggesting it captures a large share of user attention. Line 3 of Table 1 shows that adding citations further lowers the position bias of organic pages. Summing position biases yields 4.6577 (Type A), 3.1045 (Type B), and 3.8211 (Type C, including cited pages), implying that citations shift attention toward cited pages and increase the overall probability that users examine a page. These findings also empirically validate the design of both the UBL mechanism (Section 4.2) and the TPBL mechanism (Section 5.2). Two additional observations are noteworthy: (i) the fourth cited page already has a low position bias comparable to the lowest-ranked page without an AI Overview, suggesting that citing more than four pages may not further increase total position bias; and (ii) even with citations, total position bias remains below the level without an AI Overview, confirming that the AI Overview continues to divert attention away from result pages.

6.2 Analysis of Search Engine Profit

We now examine how introducing an AI Overview affects search engine profit in the short term (creator quality has not yet changed) and in the long term (creator quality has adjusted to the new equilibrium), and how our mechanisms affect long-term profit. We present the asymmetric case; the symmetric case is the special case $n_H = 10$ and is deferred to Appendix H.5. Experimental parameters and practical interpretations are summarized in Appendix H.1.

Short-term effects without mechanism design. Without compensation, profit coincides with

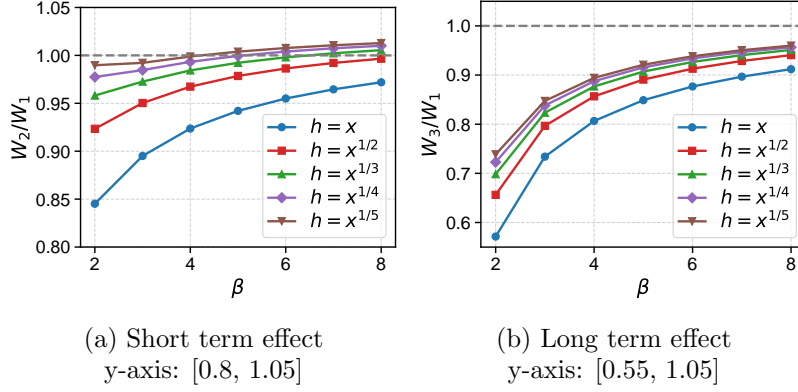


Figure 2: Short- and long-term effects of AI Overview on search engine profit

user welfare. This case therefore reflects the immediate welfare impact of AI Overviews, which is of independent interest. We sweep $\beta \in \{2, 3, 4, 5, 6, 7, 8\}$ and $h(x) \in \{x, \sqrt{x}, \sqrt[3]{x}, \sqrt[4]{x}, \sqrt[5]{x}\}$, and fix $\gamma_H = 1, \gamma_L = 2, n_H = 7$ since they have limited impact on the trend (see Appendix H.5). We compare welfare without an AI Overview (W_1) to welfare with an AI Overview that cites all 10 pages with equal probability and ranks cited pages uniformly at random within the overview (W_2), which serves as a realistic baseline, since AI Overviews typically include citations now.

Moving from W_1 to W_2 reflects two opposing effects: the AI Overview reduces organic position biases: it hurts welfare when users are dissatisfied with the AI answer, as time spent on it reduces the utility from subsequent content, but it also directly benefits users satisfied with the AI answer. Intuitively, a more capable AI Overview enlarges the positive effect, raising the ratio W_2/W_1 . Figure 2a confirms that W_2/W_1 rises as h becomes more concave and as β increases. The former directly increases the AI Overview utility, while the latter shifts g downward on $[0, 1]$, raising equilibrium effort, increasing average quality μ , and thus increasing $h(\mu)$, further elevating W_2 .

Long-term effects without mechanism design. Keeping the same baseline citation scheme, creators adjust to the new equilibrium. Let the resulting welfare be W_3 . Sweeping the same β and h , Figure 2b shows that W_3/W_1 increases as h becomes more concave and as β increases, consistent with the result in short-term case. However, $W_3/W_1 < 1$ for all tested configurations, implying that introducing an AI Overview without incentive mechanisms reduces long-term profit.

Long-term effects with mechanism design. We then introduce the citation mechanism (TPBL) and the compensation mechanism, and sweep $\beta \in \{2, 3, 4, 5, 6, 7, 8\}$, $\alpha \in \{1, 3, 5, 7, 9\}$, and $h(x) \in \{x, \sqrt[3]{x}, \sqrt[5]{x}\}$. Let W_4 be profit under the mechanisms. Figure 3 reports $W_4/(\alpha W_1)$ across tested parameters (dividing by α since W_1 omits this factor). Comparing Figure 2b and Figure 3, profit improves for all parameter settings after introducing the mechanisms, and $W_4/(\alpha W_1) > 1$ holds in most configurations. The overall trend is weakly sensitive to h but strongly shaped by α and β : larger α increases $W_4/(\alpha W_1)$ because higher profitability enhances the return on monetary compensation, thereby improving the efficacy of the compensation mechanism. This also explains why $W_4/(\alpha W_1)$ falls below 1 when α is small. When β is large, $W_4/(\alpha W_1)$ stays close to W_3/W_1 because creators already exert high effort, which diminishes the influence of mechanism design on creator behavior. In particular, the optimal compensation becomes very small, limiting the effectiveness of the compensation mechanism. Conversely, smaller β makes incentives more effective, yielding larger profit gains.

Overall, we can answer the main question of this study: deploying AI Overviews may improve the short-term user experience when AI Overviews are sufficiently capable, but reduce long-term

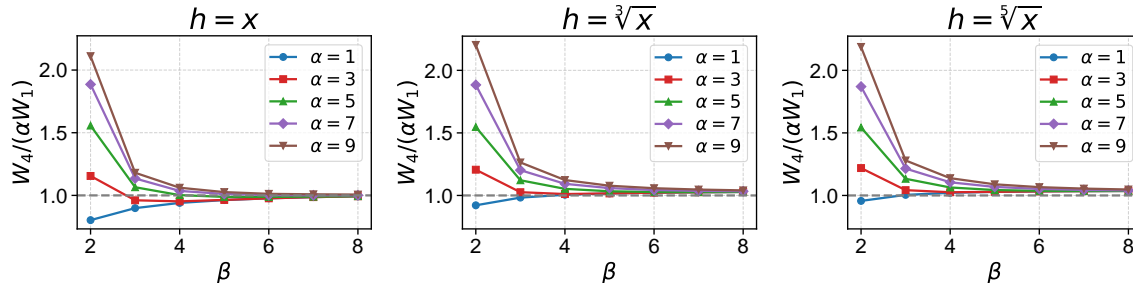


Figure 3: Long-term search engine profit under mechanism design

search engine profit due to diminished creator incentives. However, the proposed citation and compensation mechanisms enable search engines to increase long-term profit after deploying AI Overviews, especially when profitability α is high and creators face higher creation cost (lower β).

Practically, search engines should prioritize strong incentives for high creation cost queries (e.g., specialized or academic topics): under high α , deploying such mechanisms is particularly valuable; under low α , introducing AI Overviews for these queries should be approached cautiously to avoid long-term profit loss. For low creation cost queries (e.g., lifestyle or entertainment), compensation has limited marginal value, making improvements to the intrinsic quality of AI Overviews and the citation mechanism more effective.

7 Conclusion and Discussion

In this study, we develop a creator competition model under keyword search, characterize the mixed Nash equilibria in both symmetric and binary-type asymmetric settings, and design citation and compensation mechanisms with piecewise-constant structural insights and near-optimality guarantees for search engine profit. Evaluations on real user click data indicate that introducing AI Overviews without incentives reduces long-term search engine profit, whereas appropriately designed mechanisms can restore incentives and improve long-term profit across realistic regimes. Our results provide a principled, tractable blueprint for sustaining a healthy search ecosystem in the GenAI era.

Two directions for future work are promising. From a theoretical perspective, it is interesting to further characterize equilibria under more general cost structures and derive the optimal structure of compensation mechanisms beyond the boundary cases examined in this paper. For empirical aspects, it is urgent to study how the capability of AI Overviews affects position biases, enabling a more fine-grained mechanism design problem.

References

- [1] Alphabet. Alphabet q1 2025 earnings report. http://s206.q4cdn.com/479360582/files/doc_financials/2025/q1/2025-q1-alphabet-earnings-release.pdf, 2025.
- [2] Tsuyoshi Ando. Majorization, doubly stochastic matrices, and comparison of eigenvalues. *Linear Algebra and its Applications*, 118:163–248, 1989.
- [3] Vladimir I Arnold. *Ordinary differential equations*. Springer Science & Business Media, 1992.

- [4] Yasar Barut and Dan Kovenock. The symmetric multiple prize all-pay auction with complete information. *European Journal of Political Economy*, 14(4):627–644, 1998.
- [5] Michael R Baye, Dan Kovenock, and Casper G De Vries. The all-pay auction with complete information. *Economic Theory*, 8(2):291–305, 1996.
- [6] Omer Ben-Porat, Itay Rosenberg, and Moshe Tennenholtz. Content provider dynamics and coordination in recommendation ecosystems. *Advances in Neural Information Processing Systems*, 33:18931–18941, 2020.
- [7] Omer Ben-Porat and Moshe Tennenholtz. A game-theoretic approach to recommendation systems with strategic content providers. *Advances in Neural Information Processing Systems*, 31, 2018.
- [8] Microsoft Bing. Understanding ai overview in search results. <https://support.microsoft.com/en-us/topic/understanding-ai-overview-in-search-results-6b9497e1-bcda-42e4-879b-7b9710361651>, 2025.
- [9] Jeremy Bulow and Jonathan Levin. Matching and price competition. *American Economic Review*, 96(3):652–668, 2006.
- [10] Chegg. Chegg reports 2024 fourth quarter and full year financial results. <https://investor.chegg.com/Press-Releases/press-release-details/2025/Chegg-Reports-2024-Fourth-Quarter-and-Full-Year-Financial-Results/default.aspx>, 2025.
- [11] Aleksandr Chuklin, Ilya Markov, and Maarten De Rijke. *Click models for web search*. Springer Nature, 2015.
- [12] Nick Craswell, Onno Zoeter, Michael Taylor, and Bill Ramsey. An experimental comparison of click position-bias models. In *Proceedings of the 2008 international conference on web search and data mining*, pages 87–94, 2008.
- [13] Seyed A Esmaili, Kevin Lim, Kshipra Bhawalkar, Zhe Feng, Di Wang, and Haifeng Xu. How to strategize human content creation in the era of genai? *arXiv preprint arXiv:2406.05187*, 2024.
- [14] Gizmodo. Rolling stone publisher sues google over ai overview summaries. <https://gizmodo.com/rolling-stone-publisher-sues-google-over-ai-overview-summaries-2000658662>, 2025.
- [15] Amihai Glazer and Refael Hassin. Optimal contests. *Economic Inquiry*, 26(1):133–143, 1988.
- [16] Negin Golrezaei, MohammadTaghi Hajiaghayi, and Suho Shin. The contest behind the feed: Optimal contest for recommender systems. *Available at SSRN 5258940*, 2025.
- [17] Google. Generative ai in search: Let google do the searching for you. <https://blog.google/products-and-platforms/products/search/generative-ai-google-search-may-2024/>, 2024.
- [18] Tanya Goyal, Junyi Jessy Li, and Greg Durrett. News summarization and evaluation in the era of gpt-3. *arXiv preprint arXiv:2209.12356*, 2022.

- [19] Jiri Hron, Karl Krauth, Michael Jordan, Niki Kilbertus, and Sarah Dean. Modeling content creator incentives on algorithm-curated platforms. In *The Eleventh International Conference on Learning Representations*, 2023.
- [20] Meena Jagadeesan, Nikhil Garg, and Jacob Steinhardt. Supply-side equilibria in recommender systems. *Advances in Neural Information Processing Systems*, 36:14597–14608, 2023.
- [21] Thorsten Joachims, Laura Granka, Bing Pan, Helene Hembrooke, and Geri Gay. Accurately interpreting clickthrough data as implicit feedback. In *28th Annual International ACM SIGIR Conference on Research and Development in Information Retrieval, SIGIR 2005*, pages 154–161, 2005.
- [22] Jared Kaplan, Sam McCandlish, Tom Henighan, Tom B Brown, Benjamin Chess, Rewon Child, Scott Gray, Alec Radford, Jeffrey Wu, and Dario Amodei. Scaling laws for neural language models. *arXiv preprint arXiv:2001.08361*, 2020.
- [23] Gur Keinan and Omer Ben-Porat. Strategic content creation in the age of genai: To share or not to share? *arXiv preprint arXiv:2505.16358*, 2025.
- [24] Vijay Krishna. *Auction theory*. Academic press, 2009.
- [25] Edward P Lazear and Sherwin Rosen. Rank-order tournaments as optimum labor contracts. *Journal of political Economy*, 89(5):841–864, 1981.
- [26] Yuchen Li, Hengyi Cai, Rui Kong, Xinran Chen, Jiamin Chen, Jun Yang, Haojie Zhang, Jiayi Li, Jiayi Wu, Yiqun Chen, et al. Towards ai search paradigm. *arXiv preprint arXiv:2506.17188*, 2025.
- [27] Yuchen Li, Haoyi Xiong, Linghe Kong, Qingzhong Wang, Shuaiqiang Wang, Guihai Chen, and Dawei Yin. S2sphere: Semi-supervised pre-training for web search over heterogeneous learning to rank data. In *Proceedings of the 29th ACM SIGKDD Conference on Knowledge Discovery and Data Mining*, pages 4437–4448, 2023.
- [28] Omer Madmon, Idan Pipano, Itamar Reinman, and Moshe Tennenholtz. The search for stability: Learning dynamics of strategic publishers with initial documents. *Journal of Artificial Intelligence Research*, 83, 2025.
- [29] Shahan Ali Memon and Jevin D West. Search engines post-chatgpt: How generative artificial intelligence could make search less reliable. *arXiv preprint arXiv:2402.11707*, 2024.
- [30] Benny Moldovanu and Aner Sela. The optimal allocation of prizes in contests. *American Economic Review*, 91(3):542–558, 2001.
- [31] John F Nash Jr. Equilibrium points in n-person games. *Proceedings of the national academy of sciences*, 36(1):48–49, 1950.
- [32] Perplexity. Perplexity ai. <https://www.perplexity.ai/hub/blog/getting-started-with-perplexity>, 2024.
- [33] Manish Raghavan. Competition and diversity in generative ai. *arXiv preprint arXiv:2412.08610*, 2024.
- [34] Philip J Reny. On the existence of pure and mixed strategy nash equilibria in discontinuous games. *Econometrica*, 67(5):1029–1056, 1999.

- [35] Stephen E Robertson. The probability ranking principle in ir. *Journal of documentation*, 33(4):294–304, 1977.
- [36] Jennifer E Rowley and John Farrow. *Organizing knowledge: Introduction to access to information: Introduction to access to information*. Routledge, 2018.
- [37] Nikhil Sharma, Q Vera Liao, and Ziang Xiao. Generative echo chamber? effect of llm-powered search systems on diverse information seeking. In *Proceedings of the 2024 CHI Conference on Human Factors in Computing Systems*, pages 1–17, 2024.
- [38] Ron Siegel. All-pay contests. *Econometrica*, 77(1):71–92, 2009.
- [39] Dana Sisak. Multiple-prize contests—the optimal allocation of prizes. *Journal of Economic Surveys*, 23(1):82–114, 2009.
- [40] Boaz Taitler and Omer Ben-Porat. Braess’s paradox of generative ai. In *Proceedings of the AAAI Conference on Artificial Intelligence*, volume 39, pages 14139–14147, 2025.
- [41] Boaz Taitler and Omer Ben-Porat. Selective response strategies for genai. In *Forty-second International Conference on Machine Learning*, 2025.
- [42] Boaz Taitler, Omer Madmon, Moshe Tennenholtz, and Omer Ben-Porat. Data sharing with a generative ai competitor. *arXiv preprint arXiv:2505.12386*, 2025.
- [43] TikTok. Finding creator rewards program success. <https://www.tiktok.com/creator-academy/en/article/RPM-understanding-the-four-key-factors>, 2025.
- [44] Gordon Tullock et al. Efficient rent seeking. *Toward a theory of the rent-seeking society*, 97:112, 1980.
- [45] Pranav Narayanan Venkit, Philippe Laban, Yilun Zhou, Yixin Mao, and Chien-Sheng Wu. Search engines in an ai era: The false promise of factual and verifiable source-cited responses. *arXiv preprint arXiv:2410.22349*, 2024.
- [46] Milan Vojnović. *Contest theory: Incentive mechanisms and ranking methods*. Cambridge University Press, 2015.
- [47] Yunjia Xi, Jianghao Lin, Yongzhao Xiao, Zheli Zhou, Rong Shan, Te Gao, Jiachen Zhu, Weiwen Liu, Yong Yu, and Weinan Zhang. A survey of llm-based deep search agents: Paradigm, optimization, evaluation, and challenges. *arXiv preprint arXiv:2508.05668*, 2025.
- [48] Jun Xiao. Asymmetric all-pay contests with heterogeneous prizes. *Journal of Economic Theory*, 163:178–221, 2016.
- [49] Haoyi Xiong, Jiang Bian, Yuchen Li, Xuhong Li, Mengnan Du, Shuaiqiang Wang, Dawei Yin, and Sumi Helal. When search engine services meet large language models: visions and challenges. *IEEE Transactions on Services Computing*, 2024.
- [50] Renjun Xu and Jingwen Peng. A comprehensive survey of deep research: Systems, methodologies, and applications. *arXiv preprint arXiv:2506.12594*, 2025.
- [51] Fan Yao, Chuanhao Li, Denis Nekipelov, Hongning Wang, and Haifeng Xu. How bad is top- k recommendation under competing content creators? In *International Conference on Machine Learning*, pages 39674–39701. PMLR, 2023.

- [52] Fan Yao, Chuanhao Li, Denis Nekipelov, Hongning Wang, and Haifeng Xu. Human vs. generative ai in content creation competition: Symbiosis or conflict? In *International Conference on Machine Learning*, pages 56885–56913. PMLR, 2024.
- [53] Fan Yao, Chuanhao Li, Karthik Abinav Sankararaman, Yiming Liao, Yan Zhu, Qifan Wang, Hongning Wang, and Haifeng Xu. Rethinking incentives in recommender systems: are monotone rewards always beneficial? *Advances in Neural Information Processing Systems*, 36:74582–74601, 2023.
- [54] Fanghua Ye, Meng Fang, Shenghui Li, and Emine Yilmaz. Enhancing conversational search: Large language model-aided informative query rewriting. *arXiv preprint arXiv:2310.09716*, 2023.

A Existence of Mixed Nash Equilibrium

The purpose of this section is to prove Theorem A.1, which states that game $\mathcal{G}^{(n)}$ defined in Section 3 admits a mixed Nash equilibrium.

Theorem A.1 *Game $\mathcal{G}^{(n)}$ admits a mixed Nash equilibrium.*

To prove the existence of mixed Nash equilibrium, we use the results from [34]. We first introduce some definitions.

A game $G = (X_i, u_i)_{i=1}^n$ consists of a set of players $[n]$, each with a pure strategy space X_i and a payoff function $u_i : X \rightarrow \mathbb{R}$, where $X = \times_{i=1}^n X_i$. If each X_i is a compact Hausdorff space, then G is called a compact Hausdorff game. The mixed extension of G is defined as $\bar{G} = (M_i, u_i)_{i=1}^n$, where M_i is the set of probability measures on the Borel subsets of X_i , and $u_i : M \rightarrow \mathbb{R}$ is defined as $u_i(\boldsymbol{\mu}) = \int_X u_i(\mathbf{x}) d\boldsymbol{\mu}$, where $\boldsymbol{\mu} \in M = \times_{i=1}^n M_i$. If each X_i is a metric space, then each M_i can be endowed with the weak* topology, which can be metrized by the Lévy-Prokhorov metric.

The notion of payoff security is crucial in establishing the existence of mixed Nash equilibrium. To this end, we first introduce the definition of securing a payoff.

Definition A.2 (secure a payoff) *Player i can secure a payoff of v at $\boldsymbol{\mu} \in M$ if there exists $\bar{\mu}_i \in M_i$, such that $u_i(\bar{\mu}_i, \boldsymbol{\mu}'_{-i}) \geq v$ for all $\boldsymbol{\mu}'_{-i}$ in some open neighborhood of $\boldsymbol{\mu}_{-i}$.*

The following definition formalizes the notion of payoff security for a game.

Definition A.3 (payoff secure) *Let $\bar{G} = (M_i, u_i)_{i=1}^n$ be the mixed extension of $G = (X_i, u_i)_{i=1}^n$. Then \bar{G} is payoff secure if for every $\boldsymbol{\mu} \in M$ and every $\varepsilon > 0$, each player i can secure a payoff of $u_i(\boldsymbol{\mu}) - \varepsilon$ at $\boldsymbol{\mu}$.*

Thus, payoff security requires that each player can approximately secure her payoff at any given strategy profile, even when the other players slightly deviate from their strategies. The seminal result by [34] establishes the existence of mixed Nash equilibrium in compact Hausdorff games that satisfy certain semi-continuity and payoff security conditions.

Theorem A.4 *(Corollary 5.2 of [34]) Suppose that game $G = (X_i, u_i)_{i=1}^n$ is a compact Hausdorff game. Then G possesses a mixed Nash equilibrium if $\sum_{i=1}^n u_i(\mathbf{x})$ is upper semicontinuous in \mathbf{x} on X and the mixed extension of G is payoff secure.*

With the above theorem, we can now prove the existence of mixed Nash equilibrium in game $\mathcal{G}^{(n)}$. We first show that game $\mathcal{G}^{(n)}$ is compact and Hausdorff.

Lemma A.5 *Game $\mathcal{G}^{(n)}$ is compact and Hausdorff.*

Proof : The pure strategy space of each player is a subset of $[0, 1]$, which is a compact Hausdorff space. Thus, game $\mathcal{G}^{(n)}$ is a compact Hausdorff game. ■

Next, we show that the sum of payoffs is upper semicontinuous.

Lemma A.6 *In game $\mathcal{G}^{(n)}$, the sum of payoffs $\sum_{i=1}^n u_i(\mathbf{x})$ is upper semicontinuous in \mathbf{x} on X .*

Proof : When all creators adopt a pure strategy, since ties are broken uniformly at random, their payoffs can be aggregated without altering the total payoff by assigning creators with the same strategies to distinct ranks within their corresponding ranking range. For example, if creators

i_1, i_2, \dots, i_k choose the same strategy $x_{(j)}$, we may assign them to ranks $j, j+1, \dots, j+k-1$, respectively, without changing the sum of their payoffs. Based on this assignment rule, we obtain

$$\sum_{i=1}^n u_i(\mathbf{x}) = \sum_{i=1}^n x_{(i)} p_i - \sum_{i=1}^n \gamma_i g(x_i).$$

Because g is continuous, $\sum_{i=1}^n u_i(\mathbf{x})$ is continuous and therefore upper semicontinuous on X . \blacksquare

Finally, we show that the mixed extension of game $\mathcal{G}^{(n)}$ is payoff secure. To this end, we first introduce several definitions and lemmas. For any subset of creators $S \subseteq [n]$, we define a function $W_S : [0, 1]^{|S|-1} \times [0, 1]^{|S|} \rightarrow \mathbb{R}$ as

$$W_S(\mathbf{y}_{-j}, \mathbf{p}) = \sum_{k=1}^{|S|} \left(p^{(k)} \sum_{\substack{S_{k-1} \subseteq S \setminus \{j\} \\ |S_{k-1}|=k-1}} \left(\prod_{i \in S_{k-1}} (1 - y_i) \prod_{i' \in (S \setminus \{j\}) \setminus S_{k-1}} y_{i'} \right) \right), \quad (5)$$

where $j \in S$, $\mathbf{y}_{-j} = (y_i)_{i \in S \setminus \{j\}}$, and $p^{(k)}$ is the k -th highest element in \mathbf{p} . Let $\mathbf{F}_{-j} = (F_i)_{i \in S \setminus \{j\}}$ be the mixed strategy profile of creators in $S \setminus \{j\}$, then $W_{[n]}(\mathbf{F}_{-j}(x), \mathbf{p})$ represents the expected position bias of creator j when she exerts effort level x and no other creator in S exerts effort level equals to x with positive probability. The next lemma illustrates some properties of function W_S .

Lemma A.7 (Lemma 1 of [48]) *For any subset of creators $S \subseteq [n]$, function $W_S(\mathbf{y}_{-j}, \mathbf{p})$ is linear in \mathbf{p} , and it is strictly increasing in each y_i for $i \in S \setminus \{j\}$.*

Proof : The linearity in \mathbf{p} is straightforward from the definition of W_S . To see the monotonicity, note that

$$W_S(\mathbf{y}_{-j}, \mathbf{p}) = y_i W_{S \setminus \{i\}}(\mathbf{y}_{-\{i,j\}}, \bar{\mathbf{p}}) + (1 - y_i) W_{S \setminus \{i\}}(\mathbf{y}_{-\{i,j\}}, \underline{\mathbf{p}}),$$

where $\bar{\mathbf{p}}$ and $\underline{\mathbf{p}}$ are obtained by removing the lowest and highest elements from \mathbf{p} , respectively. Differentiating with respect to y_i on both sides yields

$$\frac{\partial W_S(\mathbf{y}_{-j}, \mathbf{p})}{\partial y_i} = W_{S \setminus \{i\}}(\mathbf{y}_{-\{i,j\}}, \bar{\mathbf{p}}) - W_{S \setminus \{i\}}(\mathbf{y}_{-\{i,j\}}, \underline{\mathbf{p}}) = W_{S \setminus \{i\}}(\mathbf{y}_{-\{i,j\}}, \bar{\mathbf{p}} - \underline{\mathbf{p}}),$$

where the second equality follows from the linearity of $W_{S \setminus \{i\}}$ in \mathbf{p} . Since $\bar{\mathbf{p}} - \underline{\mathbf{p}}$ is a vector with positive elements, by the definition of $W_{S \setminus \{i\}}$, we have $\frac{\partial W_S(\mathbf{y}_{-j}, \mathbf{p})}{\partial y_i} > 0$. Thus, W_S is strictly increasing in each y_i for $i \in S \setminus \{j\}$. \blacksquare

In the following discussion, the subscript of W will be omitted when there is no ambiguity. Based on the above definitions and lemmas, we can now prove that the mixed extension of game $\mathcal{G}^{(n)}$ is payoff secure. Similar techniques have been used in [20, 16].

Lemma A.8 *The mixed extension of game $\mathcal{G}^{(n)}$ is payoff secure.*

Proof : Consider any mixed-strategy profile $\boldsymbol{\mu} \in M$ and any $\varepsilon > 0$. By the definition of expected payoff under mixed strategies, there exists a pure strategy x_i^{dev} such that

$$u_i(x_i^{\text{dev}}, \boldsymbol{\mu}_{-i}) \geq u_i(\boldsymbol{\mu}).$$

Otherwise, using the definition of expected payoff under mixed strategies, we would have

$$u_i(\boldsymbol{\mu}) = \int_{X_i} u_i(x_i, \boldsymbol{\mu}_{-i}) d\boldsymbol{\mu}_i < u_i(\boldsymbol{\mu}),$$

a contradiction. To satisfy the requirement of equation (5), we adjust x_i^{dev} slightly to obtain x_i^{sec} such that $(\mu_j)_{j \in [n] \setminus \{i\}}$ have no atom in $[x_i^{\text{sec}} - \delta', x_i^{\text{sec}}]$ for a small $\delta' > 0$. Let F_j denote the CDF corresponding to μ_j . By equation (5),

$$u_i(x_i^{\text{sec}}, \boldsymbol{\mu}_{-i}) = x_i^{\text{sec}} W(\mathbf{F}_{-i}(x_i^{\text{sec}}), \mathbf{p}) - \gamma_i g(x_i^{\text{sec}}).$$

On the other hand, by the continuity of F_j in $[x_i^{\text{sec}} - \delta', x_i^{\text{sec}}]$, we can choose a sufficiently small $\delta < \delta'$ such that

$$x_i^{\text{sec}} W(\mathbf{F}_{-i}(x_i^{\text{sec}} - \delta), \mathbf{p}) - \gamma_i g(x_i^{\text{sec}}) > u_i(\boldsymbol{\mu}) - \frac{\varepsilon}{2}. \quad (6)$$

Define $A = \{x_i \mid x_i < x_i^{\text{sec}}\}$, $A^\delta = \{x_i \mid x_i < x_i^{\text{sec}} - \delta\}$. Then $F_j(x_i^{\text{sec}}) = \mu_j(A)$ and $F_j(x_i^{\text{sec}} - \delta) = \mu_j(A^\delta)$. Equation (6) can be rewritten as

$$\Delta_1 := x_i^{\text{sec}} W(\boldsymbol{\mu}_{-i}(A^\delta), \mathbf{p}) - \gamma_i g(x_i^{\text{sec}}) > u_i(\boldsymbol{\mu}) - \frac{\varepsilon}{2}.$$

Let $A' = \{x_i \mid \exists x'_i \in A^\delta \text{ s.t. } |x'_i - x_i| < \delta\}$. By the definition of the Lévy–Prokhorov metric, for every $\mu'_j \in B_\delta(\mu_j)$,

$$\mu_j(A^\delta) \leq \mu'_j(A') + \delta.$$

Since every $x_i \in A'$ satisfies $x_i < x_i^{\text{sec}}$, we have

$$\mu'_j(A) \geq \mu'_j(A') \geq \mu_j(A^\delta) - \delta.$$

Consequently, for all $\mu'_j \in B_\delta(\mu_j)$ with $j \in [n] \setminus \{i\}$,

$$\begin{aligned} u_i(x_i^{\text{sec}}, \boldsymbol{\mu}'_{-i}) &= x_i^{\text{sec}} W(\boldsymbol{\mu}'_{-i}(A), \mathbf{p}) - \gamma_i g(x_i^{\text{sec}}) \\ &\geq x_i^{\text{sec}} W(\boldsymbol{\mu}_{-i}(A^\delta) - \delta, \mathbf{p}) - \gamma_i g(x_i^{\text{sec}}) \\ &= \Delta_1 + \Delta_2, \end{aligned}$$

where the inequality follows from Lemma A.7 and

$$\Delta_2 = x_i^{\text{sec}} \left(W(\boldsymbol{\mu}_{-i}(A^\delta) - \delta, \mathbf{p}) - W(\boldsymbol{\mu}_{-i}(A^\delta), \mathbf{p}) \right).$$

Because $\Delta_2 \rightarrow 0$ as $\delta \rightarrow 0$, we can choose δ small enough so that $\Delta_2 \geq -\frac{\varepsilon}{2}$. Combining the above results yields

$$u_i(x_i^{\text{sec}}, \boldsymbol{\mu}'_{-i}) \geq \Delta_1 + \Delta_2 > u_i(\boldsymbol{\mu}) - \varepsilon.$$

This shows that player i can secure a payoff of at least $u_i(\boldsymbol{\mu}) - \varepsilon$ at $\boldsymbol{\mu}$. Therefore, the mixed extension is payoff-secure. \blacksquare

Proof of Theorem A.1 : The conclusion immediately follows from Theorem A.4, Lemma A.5, Lemma A.6, and Lemma A.8. \blacksquare

B Properties of Symmetric Equilibrium

The purpose of this subsection is to prove several important properties of symmetric equilibrium in game $\mathcal{G}^{(1)}$. For notational simplicity, we do not explicitly introduce the citation and compensation mechanism in the discussion of equilibrium properties, and treat the original position bias vector \mathbf{p} as the parameter; this is without loss of generality since both mechanisms operate by adjusting position biases.

We first prove the following lemma, which establishes that any equilibrium must be a symmetric mixed Nash equilibrium in game $\mathcal{G}^{(1)}$.

Lemma B.1 *In game $\mathcal{G}^{(1)}$, the equilibrium must be a symmetric mixed Nash equilibrium.*

Proof : Let (F_1, \dots, F_n) denote the strategy profile with support $\text{supp}(F_i) = [\underline{x}_i, \bar{x}_i]$, and u_i the equilibrium utility for creator i . Our proof can be divided into the following six steps:

Step 1: In equilibrium, all creators obtain the same utility.

Suppose, for a contradiction, that $\max_i u_i > \min_j u_j$. Let $k = \arg \max_i u_i, l = \arg \min_j u_j$, and thus $u_k > u_l$. If l deviates by placing all mass on $\bar{x}_k + \varepsilon$ (where $\varepsilon \rightarrow 0^+$ is an infinitesimal perturbation, hereafter we omit such ε), that is, $F_l(x) = 0$ for $x < \bar{x}_k$ and $F_l(x) = 1$ for $x \geq \bar{x}_k$. Then the utility of l after deviation becomes:

$$u'_l = \bar{x}_k W(\mathbf{F}_{-l}(\bar{x}_k), \mathbf{p}) - \gamma g(\bar{x}_k)$$

where the expected position bias W is defined in equation (5). Note that $F_k(\bar{x}_k) = 1, F_l(\bar{x}_k) \leq 1$, and thus we have

$$\begin{aligned} W(\mathbf{F}_{-l}(\bar{x}_k), \mathbf{p}) &= F_k(\bar{x}_k) W(\mathbf{F}_{-\{k,l\}}(\bar{x}_k), \bar{\mathbf{p}}) + (1 - F_k(\bar{x}_k)) W(\mathbf{F}_{-\{k,l\}}(\bar{x}_k), \underline{\mathbf{p}}) \\ &= W(\mathbf{F}_{-\{k,l\}}(\bar{x}_k), \underline{\mathbf{p}}) + F_k(\bar{x}_k) W(\mathbf{F}_{-\{k,l\}}(\bar{x}_k), \bar{\mathbf{p}} - \underline{\mathbf{p}}) \\ &\geq W(\mathbf{F}_{-\{k,l\}}(\bar{x}_k), \underline{\mathbf{p}}) + F_l(\bar{x}_k) W(\mathbf{F}_{-\{k,l\}}(\bar{x}_k), \bar{\mathbf{p}} - \underline{\mathbf{p}}) \\ &= W(\mathbf{F}_{-k}(\bar{x}_k), \mathbf{p}). \end{aligned}$$

where $\bar{\mathbf{p}}$ and $\underline{\mathbf{p}}$ are obtained by removing the lowest and highest elements from \mathbf{p} , respectively. Therefore, we have

$$u_k = \bar{x}_k W(\mathbf{F}_{-k}(\bar{x}_k), \mathbf{p}) - \gamma g(\bar{x}_k) \leq \bar{x}_k W(\mathbf{F}_{-l}(\bar{x}_k), \mathbf{p}) - \gamma g(\bar{x}_k) = u'_l,$$

which yields $u_l < u_k \leq u'_l$, a profitable deviation for creator l . This contradicts equilibrium.

Note that although the definition of W needs no other creators have a positive probability density on \bar{x}_k , the above inequality still holds because whether other creators have a positive probability density on \bar{x}_k does not affect the proof above.

Step 2: $\min_i \underline{x}_i = \arg \max_x xp_n - \gamma g(x)$

Denote $j = \arg \min_i \underline{x}_i, \underline{x} = \arg \max_x xp_n - \gamma g(x)$, we prove by contradiction. If $\underline{x}_j > \underline{x}$, note that $xp_n - \gamma g(x)$ is concave as a function of x , thus has a unique maximum point, thus $\underline{x}_j p_n - \gamma g(\underline{x}_j) < \underline{x} p_n - \gamma g(\underline{x})$. Hence, creator j could profitably deviate by shifting mass downward to \underline{x} , which violates equilibrium stability requirement.

If $\underline{x}_j < \underline{x}$, consider the case where creator j deviates his infimum strategy to \underline{x} , then the expected position bias on \underline{x} (denoted by q_j) satisfies $q_j > p_n$. Note that \underline{x} is the only maximum point of $xp_n - \gamma g(x)$, thus we have $\underline{x} q_j - \gamma g(\underline{x}) > \underline{x} p_n - \gamma g(\underline{x}) > \underline{x}_j p_n - \gamma g(\underline{x}_j)$. Again, a profitable deviation arises, contradicting equilibrium.

Step 3: For all $i \in [n]$, F_i is continuous, that is, there is no point mass in the probability distribution.

Prove by contradiction. Assume the strategy of creator i has a point mass on x_i , suppose the expected position bias of creator i on x_i is q_i . Let $x_{\max} = \arg \max_x xq_i - \gamma g(x)$, we claim that $x_i = x_{\max}$. If $x_i < x_{\max}$, let $\varepsilon > 0$ be such that $x_i + \varepsilon < x_{\max}$, then the expected position bias of creator i on $x_i + \varepsilon$ (denoted by q'_i) satisfies $q'_i \geq q_i$, thus $(x_i + \varepsilon)q'_i - \gamma g(x_i + \varepsilon) \geq (x_i + \varepsilon)q_i - \gamma g(x_i + \varepsilon) > x_i q_i - \gamma g(x_i)$, the last inequality stems from the concavity of $xq - \gamma g(x)$ as a function of x . So, creator i has the incentive to deviate his strategy on x_i to $x_i + \varepsilon$, which violates equilibrium stability requirement.

If $x_i > x_{\max}$, we claim that there exists a $\delta > 0$ such that no other creator has a positive probability density on $[x_i - \delta, x]$, then creator i has the incentive to deviate to $x_i - \delta$. We prove the claim. Assume the expected position bias for any creator $j \neq i$ on $x_i - \delta$ is q_j , thus the utility of j when choosing $x_i - \delta$ is $u_{j1} = (x_i - \delta)q_j - \gamma g(x_i - \delta)$. But if creator j deviates to $x_i + \varepsilon$ (where $\varepsilon \rightarrow 0^+$ is an infinitesimal perturbation, hereafter we omit such ε), the expected position bias q'_j satisfies $q'_j > q_j$ because of the point mass of creator i on x_i , thus the utility of creator j becomes $u_{j2} = x_i q'_j - \gamma g(x_i)$. Because g is a continuous function and $x_i q'_j > (x_i - \delta)q_j$, there exists a $\delta > 0$ such that $u_{j2} > u_{j1}$, thus no other creator has a positive probability density on $[x_i - \delta, x]$.

Thus $x_i = x_{\max}$. Recall the result of Step 2, we can derive $q_i = p_n$, otherwise, $\max_x xq_i - \gamma g(x) > \max_x xp_n - \gamma g(x)$, which contradicts the result of Step 1. Thus, the point mass can only be on $\min_k \underline{x}_k$. Assume $i = \arg \min_k \underline{x}_k$, if creator $j \neq i$ places the probability density on $\underline{x}_i + \varepsilon$ (where $\varepsilon \rightarrow 0^+$ is an infinitesimal perturbation, hereafter we omit such ε), then $u_i = \underline{x}_i p_n - \gamma g(\underline{x}_i)$, $u'_j = \underline{x}_i((1 - F_i(\underline{x}_i))p_n + F_i(\underline{x}_i)p_{n-1}) - \gamma g(\underline{x}_i) > u_i$, which contradicts the conclusion of Step 1. So, there is no point mass in the probability distribution, and thus the equilibrium cannot be a pure strategy equilibrium.

Step 4: $\bar{x}_1 = \dots = \bar{x}_n$.

Prove by contradiction. Suppose that there exist creators i and j such that $\bar{x}_i < \bar{x}_j$. Consider the case where creator j takes the strategy \bar{x}_i , then the utility of creator j is

$$u'_j = \bar{x}_i W(\mathbf{F}_{-j}(\bar{x}_i), \mathbf{p}) - \gamma g(\bar{x}_i).$$

Note that $\bar{x}_i < \bar{x}_j$, so we have $F_i(\bar{x}_i) = 1$, $F_j(\bar{x}_i) < 1$, thus

$$\begin{aligned} W(\mathbf{F}_{-j}(\bar{x}_i), \mathbf{p}) &= W(\mathbf{F}_{-\{i,j\}}(\bar{x}_i), \underline{\mathbf{p}}) + F_i(\bar{x}_i)W(\mathbf{F}_{-\{i,j\}}(\bar{x}_i), \bar{\mathbf{p}} - \underline{\mathbf{p}}) \\ &> W(\mathbf{F}_{-\{i,j\}}(\bar{x}_i), \underline{\mathbf{p}}) + F_j(\bar{x}_i)W(\mathbf{F}_{-\{i,j\}}(\bar{x}_i), \bar{\mathbf{p}} - \underline{\mathbf{p}}) \\ &= W(\mathbf{F}_{-i}(\bar{x}_i), \mathbf{p}). \end{aligned} \tag{7}$$

Therefore, we have

$$u_i = \bar{x}_i W(\mathbf{F}_{-i}(\bar{x}_i), \mathbf{p}) - \gamma g(\bar{x}_i) < \bar{x}_i W(\mathbf{F}_{-j}(\bar{x}_i), \mathbf{p}) - \gamma g(\bar{x}_i) = u'_j,$$

so $u'_j > u_i = u_j$, which violates equilibrium stability requirement, as it induces a profitable unilateral deviation of creator j .

Step 5: $\underline{x}_1 = \dots = \underline{x}_n$.

Prove by contradiction. Let $i = \arg \min_k \underline{x}_k$, $j = \arg \max_k \underline{x}_k$. Assume that $\underline{x}_i < \underline{x}_j$. Thus, $F_i(\underline{x}_j) > 0$, $F_j(\underline{x}_j) = 0$. Similar to the derivation in equation (7), we have $W(\mathbf{F}_{-j}(\underline{x}_j), \mathbf{p}) > W(\mathbf{F}_{-i}(\underline{x}_j), \mathbf{p})$. Therefore, we have

$$u_j = \underline{x}_j W(\mathbf{F}_{-j}(\underline{x}_j), \mathbf{p}) - \gamma g(\underline{x}_j) > \underline{x}_j W(\mathbf{F}_{-i}(\underline{x}_j), \mathbf{p}) - \gamma g(\underline{x}_j) = u'_i,$$

where u'_i denotes the utility of creator i when choosing \underline{x}_j . According to the result of Step 1, Step 3 and the continuity of g , there must exist a $\delta > 0$ such that no creator has a positive probability density on $[\underline{x}_j - \delta, \underline{x}_j]$.

Let $x_j = \arg \max_x xW(\mathbf{F}_{-j}(\underline{x}_j), \mathbf{p}) - \gamma g(x)$, then we claim that $\underline{x}_j = x_j$. Otherwise, if $\underline{x}_j > x_j$, let $\delta' = \underline{x}_j - x_j$, $\delta'' = \min\{\delta, \delta'\}$, then creator j has the incentive to deviate from \underline{x}_j to $\underline{x}_j - \delta''$; if $\underline{x}_j < x_j$, then $W(\mathbf{F}_{-j}(\underline{x}_j), \mathbf{p}) \leq W(\mathbf{F}_{-j}(x_j), \mathbf{p})$, thus

$$x_j W(\mathbf{F}_{-j}(x_j), \mathbf{p}) - \gamma g(x_j) \geq x_j W(\mathbf{F}_{-j}(\underline{x}_j), \mathbf{p}) - \gamma g(x_j) > \underline{x}_j W(\mathbf{F}_{-j}(\underline{x}_j), \mathbf{p}) - \gamma g(\underline{x}_j),$$

then creator j has the incentive to deviate from \underline{x}_j to x_j . But if $\underline{x}_j = x_j$, then

$$x_j W(\mathbf{F}_{-j}(\underline{x}_j), \mathbf{p}) - \gamma g(x_j) = \max_x xW(\mathbf{F}_{-j}(\underline{x}_j), \mathbf{p}) - \gamma g(x) > \max_x xp_n - \gamma g(x),$$

which contradicts the result of Step 1. So, there must be $\underline{x}_1 = \dots = \underline{x}_n$ in equilibrium.

Step 6: $F_1 = \dots = F_n$.

We first show that $\text{Supp}(F_1) \cup \dots \cup \text{Supp}(F_n) = [\underline{x}, \bar{x}]$, where $\underline{x} = \underline{x}_1 = \dots = \underline{x}_n$ and $\bar{x} = \bar{x}_1 = \dots = \bar{x}_n$. Prove by contradiction. Suppose that there exists a gap (x_1, x_2) in the union of supports, then similar to Step 2 and Step 5, we can derive $x_2 = \arg \max_x xW(\mathbf{F}_{-i}(x_2), \mathbf{p}) - \gamma g(x)$, where i is any creator with x_2 in her support. Note that $\max_x xp_n - \gamma g(x) < \max_x xW(\mathbf{F}_{-i}(x_2), \mathbf{p}) - \gamma g(x)$, thus the utility of any creator i when choosing x_2 is strictly greater than the equilibrium utility, which contradicts the equilibrium definition. Thus, there is no gap in the union of supports.

Then consider any two creators i and j ($i \neq j$). For any $x \in \text{Supp}(F_i)$, we have

$$\begin{aligned} u_i &= xW(\mathbf{F}_{-i}(x), \mathbf{p}) - \gamma g(x), \\ &= x(W(\mathbf{F}_{-\{i,j\}}(x), \underline{\mathbf{p}}) + F_j(x)W(\mathbf{F}_{-\{i,j\}}(x), \bar{\mathbf{p}} - \underline{\mathbf{p}})) - \gamma g(x), \end{aligned}$$

for any $x \in \text{Supp}(F_j)$, we have

$$\begin{aligned} u_j &= xW(\mathbf{F}_{-j}(x), \mathbf{p}) - \gamma g(x), \\ &= x(W(\mathbf{F}_{-\{i,j\}}(x), \underline{\mathbf{p}}) + F_i(x)W(\mathbf{F}_{-\{i,j\}}(x), \bar{\mathbf{p}} - \underline{\mathbf{p}})) - \gamma g(x), \end{aligned}$$

Recall that Step 1 gives $u_i = u_j$, which forces $F_i(x) = F_j(x)$ for any $x \in \text{Supp}(F_i) \cap \text{Supp}(F_j)$. By Step 5 and the continuity of any F_i , we can choose the largest $\varepsilon > 0$ such that any F_i has a positive density on $[\underline{x}, \underline{x} + \varepsilon]$. If $\underline{x} + \varepsilon < \bar{x}$, then there exists a subset of creators $P \subset [n]$ whose CDFs assign zero density after $\underline{x} + \varepsilon$. Let x' be the infimum of the supports of the creators in P that lies strictly above $\underline{x} + \varepsilon$ (this point belongs to the support of some creator $k \in P$). Because $\text{Supp}(F_1) \cup \dots \cup \text{Supp}(F_n) = [\underline{x}, \bar{x}]$, there must be another creator $l \notin P$ whose support contains x' . However, at this point, the CDFs satisfy $F_k(x') \neq F_l(x')$, a contradiction. Hence, we must have $\underline{x} + \varepsilon = \bar{x}$, and consequently $F_1 = \dots = F_n$ on the whole interval $[\underline{x}, \bar{x}]$. ■

Let F be the equilibrium CDF and let \underline{x} and \bar{x} be the infimum and supremum of its support. Step 6 in the proof of Lemma B.1 implies $\text{supp}(F) = [\underline{x}, \bar{x}]$. We formally state this result in the following corollary.

Corollary B.2 *In game $\mathcal{G}^{(1)}$, the support of F is a continuous interval, i.e., $\text{supp}(F) = [\underline{x}, \bar{x}]$.*

The following proposition summarizes several important properties of the symmetric equilibrium.

Proposition B.3 *In game $\mathcal{G}^{(1)}$, the equilibrium has the following properties:*

1. The equilibrium PDF f exists almost everywhere on the support $[\underline{x}, \bar{x}]$.
2. The equilibrium PDF f is positive on $(\underline{x}, \bar{x}]$ and $f(\underline{x}) = 0$.
3. $\underline{x} = \arg \max_x xp_n - \gamma g(x)$, and the equilibrium utility is $u = \underline{x}p_n - \gamma g(\underline{x})$.
4. \bar{x} is the largest root of equation $xp_1 - \gamma g(x) = u$, where u is the equilibrium utility.

The third property indicates that \underline{x} and the equilibrium utility is uniquely determined by p_n , while the fourth property shows that \bar{x} depends only on p_1 and p_n . Note that the third property is specific to our model. The reason is that in our model, the utility function $xp_n - \gamma g(x)$ attains its maximum at a positive effort level, while in standard contests with rank-based rewards, the utility function is simply a constant reward minus the cost, so if the infimum of support were positive, a player could always deviate to 0 and increase her utility by avoiding the cost while still receiving the same reward.

Proof :

1. Since F is monotone and atomless (from Step 3 in the proof of Lemma B.1), PDF f exists almost everywhere on the support $[\underline{x}, \bar{x}]$.
2. Corollary B.2 shows that the support of F is a continuous interval $[\underline{x}, \bar{x}]$. Based on this result, we can refer to equation (13), Lemma D.1 and Lemma D.7 to deduce $f(\underline{x}) = 0$ and $f(x) > 0$ for $x \in (\underline{x}, \bar{x}]$.
3. Step 2 in the proof of Lemma B.1 shows that $\underline{x} = \arg \max_x xp_n - \gamma g(x)$. The indifference condition of mixed Nash equilibrium implies that the expected utility must be equal to the equilibrium utility u at \underline{x} . Thus, we have $u = \max_x xp_n - \gamma g(x) = \underline{x}p_n - \gamma g(\underline{x})$.
4. According to the indifference condition of mixed Nash equilibrium, at the supremum \bar{x} of the support, the expected utility must be equal to the equilibrium utility u . From part 3 above, we know that $u = \max_x xp_n - \gamma g(x) = \underline{x}p_n - \gamma g(\underline{x})$.

Let x^* be the unique solution to $p_1 = \gamma g'(x^*)$. Because g is strictly convex, the equation $u = xp_1 - \gamma g(x)$ has two solutions: one less than x^* and the other greater than x^* . The lower one cannot be the supremum of the support of the mixed Nash equilibrium, since at that point any creator would have an incentive to deviate to x^* to achieve strictly higher utility, which contradicts the indifference condition of mixed Nash equilibrium. Hence, the supremum of the support must be the largest solution to the equation $u = xp_1 - \gamma g(x)$. ■

Building on Lemma B.1, Corollary B.2 and Proposition B.3, consider the symmetric mixed Nash equilibrium. Let $F(\cdot)$ denote the CDF of any creator's equilibrium strategy and $f(\cdot)$ denote the corresponding probability density function. According to the indifference condition of mixed Nash equilibria, we have:

$$x \left(\sum_{i=1}^n \binom{n-1}{i-1} [F(x)]^{n-i} [1-F(x)]^{i-1} p_i \right) - \gamma g(x) = u \quad \forall x \in \text{supp}(F), \quad (8)$$

where u is the equilibrium utility. Based on this indifference condition, we can establish the uniqueness of the symmetric mixed Nash equilibrium.

Lemma B.4 *In game $\mathcal{G}^{(1)}$, the symmetric equilibrium is unique.*

Proof : We first reformulate equation (8) as

$$\sum_{i=1}^n \binom{n-1}{i-1} [F(x)]^{n-i} [1 - F(x)]^{i-1} p_i = \frac{u + \gamma g(x)}{x}.$$

Lemma D.1 shows that the left-hand side is a strictly increasing function of $F(x)$, thus for any $x \in \text{supp}(F)$, there exists a unique $F(x)$ that satisfies the above equation. Therefore, the CDF F of the symmetric mixed Nash equilibrium is unique. ■

According to Theorem A.1, Lemma B.1, Lemma B.4, we can conclude that the symmetric mixed Nash equilibrium is the unique equilibrium in the symmetric case. Thus, Theorem 4.1 is proved.

We provide an example to illustrate how to solve the unique symmetric mixed Nash equilibrium when $n = 2$.

Example B.5 *If $n = 2$, equation (8) becomes*

$$x(F(x)p_1 + (1 - F(x))p_2) - \gamma g(x) = u.$$

Solving the above equation directly, we can derive the unique equilibrium CDF:

$$F(x) = \frac{u + \gamma g(x)}{x(p_1 - p_2)} - \frac{p_2}{p_1 - p_2}. \quad (9)$$

The following three equations determine \bar{x} , \underline{x} , and u (thus F) in equilibrium, where \underline{x} is the unique solution to the first equation, u is determined by the second equation, and \bar{x} is the largest solution of the last equation:

$$\begin{cases} p_2 - \gamma g'(\underline{x}) = 0, \\ \underline{x}p_2 - \gamma g(\underline{x}) = u, \\ \bar{x}p_1 - \gamma g(\bar{x}) = u. \end{cases}$$

C An Example of Non-decreasing Position Bias

In this section, we provide an illustrative example in which an increasing position bias vector leads to a sharp drop in equilibrium effort levels, thus illustrating the importance of the assumption that the position bias vector is non-increasing in our Problem (1).

Example C.1 *Consider a setting with $n = 2$, where the position bias vector is $\mathbf{p} = (p_1, p_2)$ with $p_1 < p_2$ and both creators share the same cost function $\gamma g(x)$. We first prove that no pure Nash equilibrium exists. We then demonstrate that, under the unique mixed Nash equilibrium, creators exert substantially lower effort compared to the case where the bias vector is reversed, i.e., $\mathbf{p} = (p_2, p_1)$.*

We first show the non-existence of pure Nash equilibrium. First, there cannot be an equilibrium profile (x_1, x_2) with $x_1 = x_2 := x$. If $x \neq 0$, then under such a profile, either creator could profitably deviate by reducing her effort by an arbitrarily small $\varepsilon \rightarrow 0^+$, thus raising her payoff from $x((p_1 + p_2)/2) - \gamma g(x)$ to $(x - \varepsilon)p_2 - \gamma g(x - \varepsilon)$. If $x = 0$, then either creator could deviate to $\arg \max_x xp_1 - \gamma g(x)$, which yields strictly positive utility. Hence, any pure Nash equilibrium must satisfy $x_1 \neq x_2$. Without loss of generality, assume $x_1 > x_2$. In a pure Nash equilibrium, the first-order conditions give

$$p_2 - \gamma g'(x_2) = 0 \quad \text{and} \quad p_1 - \gamma g'(x_1) = 0.$$

Because $g'(\cdot)$ is strictly increasing and $p_1 < p_2$, the two equations cannot be held simultaneously. Therefore, no pure Nash equilibrium exists.

Then we consider the mixed Nash equilibrium. Following Step 2 of the proof of Lemma B.1, we can show that the supremum of the support of the mixed Nash equilibrium is

$$\bar{x} = \arg \max_x xp_1 - \gamma g(x).$$

However, if we reverse the position bias vector to $\mathbf{p} = (p_2, p_1)$, then by Lemma B.1, the infimum of the support of the unique mixed Nash equilibrium is

$$\underline{x}' = \arg \max_x xp_1 - \gamma g(x).$$

Thus, we have $\underline{x}' = \bar{x}$. This means that when the position bias vector is non-decreasing, creators exert substantially lower effort in equilibrium compared to the case where the position bias vector is non-increasing.

D Omitted Proofs and Discussions in Section 4.2

D.1 Reformulation of Problem (1)

Observe that the terms $\mathbb{E}[x_{(i)}]$ and μ in the objective function of Problem (1) depend on the equilibrium CDF F , so they are related to the optimization variable \mathbf{c} . However, since this relationship is not explicit, direct analysis becomes challenging. Adopting an approach analogous to [16], we reformulate the objective function to depend purely on \mathbf{c} .

With compensation, the indifference condition (8) becomes

$$x \left(\sum_{i=1}^n \binom{n-1}{i-1} [F(x)]^{n-i} [1 - F(x)]^{i-1} (p_i + c_i) \right) - \gamma g(x) = u.$$

We rearrange to obtain:

$$\sum_{i=1}^n \binom{n-1}{i-1} [F(x)]^{n-i} [1 - F(x)]^{i-1} (p_i + c_i) = \frac{u + \gamma g(x)}{x}. \quad (10)$$

Define $K(x) = \frac{u + \gamma g(x)}{x}$. Lemma D.1 shows that $K(x)$ is strictly increasing over the support of the equilibrium.

Lemma D.1 $K'(\underline{x}) = 0$, and $K'(x) > 0$ for every $x \in (\underline{x}, \bar{x}]$; consequently, $K(x)$ is strictly increasing on $[\underline{x}, \bar{x}]$.

Proof : Differentiating $K(x)$ yields

$$K'(x) = \frac{\gamma(g'(x)x - g(x)) - u}{x^2}.$$

Define $H(x) = \gamma(g'(x)x - g(x)) - u$. Then:

$$H'(x) = \gamma g''(x)x > 0,$$

where the inequality follows from the strict convexity of g . Hence, $H(x)$ is strictly increasing on $[\underline{x}, \bar{x}]$. Evaluating at \underline{x} :

$$\begin{aligned} H(\underline{x}) &= \gamma(g'(\underline{x})\underline{x} - g(\underline{x})) - u \\ &= \gamma(g'(\underline{x})\underline{x} - g(\underline{x})) - (\underline{x}(p_n + c_n) - \gamma g(\underline{x})) \\ &= \underline{x}(\gamma g'(\underline{x}) - (p_n + c_n)) = 0. \end{aligned}$$

Therefore, $H(x) > 0$ for all $x \in (\underline{x}, \bar{x}]$, implying $K'(x) > 0$ on that interval. Thus, we conclude that $K(x)$ is strictly increasing on $[\underline{x}, \bar{x}]$. \blacksquare

Since $K(x)$ is strictly increasing, its inverse K^{-1} exists on $[\underline{x}, \bar{x}]$. We may thus define:

$$x = K^{-1} \left(\sum_{i=1}^n \binom{n-1}{i-1} [F(x)]^{n-i} [1 - F(x)]^{i-1} (p_i + c_i) \right) := J(F(x), \mathbf{p} + \mathbf{c}). \quad (11)$$

Therefore, we have

$$K(J(F(x), \mathbf{p} + \mathbf{c})) = \sum_{i=1}^n \binom{n-1}{i-1} [F(x)]^{n-i} [1 - F(x)]^{i-1} (p_i + c_i).$$

The following lemma expresses the expectation of a non-negative random variable in terms of its CDF, which will be useful in the subsequent analysis.

Lemma D.2 *For a non-negative random variable $X \sim F$, the expectation can be expressed as*

$$\mathbb{E}[X] = \int_0^\infty (1 - F(t)) dt.$$

Proof : By the definition of expectation, we have

$$\begin{aligned} \mathbb{E}[X] &= \int_0^\infty x dF(x) = \int_0^\infty \int_0^x dt dF(x) \\ &= \int_0^\infty \int_t^\infty dF(x) dt = \int_0^\infty (1 - F(t)) dt, \end{aligned}$$

where the third equality follows from Fubini's theorem. \blacksquare

Using the definitions and lemmas above, the following lemma provides a reformulation of the original problem. For compensation mechanism design, where the position bias vector \mathbf{p} is fixed, we denote the corresponding objective function in Problem (1) by $W(\mathbf{c})$.

Lemma D.3 *When treating \mathbf{p} as given, Problem (1) can be reformulated as*

$$\begin{aligned} \max_{\mathbf{c}} \quad & W(\mathbf{c}) = n \int_0^1 K(J(y, \alpha \mathbf{p} - \mathbf{c})) J(y, \mathbf{p} + \mathbf{c}) dy + \alpha h \left(\int_0^1 J(y, \mathbf{p} + \mathbf{c}) dy \right) p_0 \\ \text{s.t.} \quad & c_1 \geq c_2 \geq \dots \geq c_n \geq 0. \end{aligned} \quad (12)$$

Proof : This reformulation applies specifically to the objective function, while all constraints remain unchanged. We first set aside the factor α and the brackets, and begin by analyzing the second term of the objective function. In symmetric equilibrium, all creators adopt effort levels

drawn from the same distribution F , implying identical expectations, denoted by $\mathbb{E}[x]$. Thus, the second term simplifies as follows:

$$\begin{aligned} h\left(\frac{1}{n} \cdot n\mathbb{E}[x]\right) p_0 &= h(\mathbb{E}[x]) p_0 \\ &= h\left(\int_{\underline{x}}^{\bar{x}} J(F(x), \mathbf{p} + \mathbf{c}) dF(x)\right) p_0 = h\left(\int_0^1 J(y, \mathbf{p} + \mathbf{c}) dy\right) p_0, \end{aligned}$$

where the final substitution eliminates the dependence on F .

We now turn to the first term of the objective. Let $F_{(i)}$ denote the CDF of the i -th order statistic, and define the auxiliary function:

$$H(y, \mathbf{p}) = \sum_{i=1}^n \left(1 - \sum_{j=1}^i \binom{n}{j-1} y^{n-j+1} (1-y)^{j-1}\right) p_i,$$

then we have

$$\begin{aligned} \sum_{i=1}^n \mathbb{E}[x_{(i)}] p_i &= \sum_{i=1}^n \left(\underline{x} + \int_{\underline{x}}^{\bar{x}} (1 - F_{(i)}(x)) dx\right) \cdot p_i \\ &= \underline{x} \left(\sum_{i=1}^n p_i\right) + \int_{\underline{x}}^{\bar{x}} \sum_{i=1}^n \left(1 - \sum_{j=1}^i \binom{n}{j-1} [F(x)]^{n-j+1} [1 - F(x)]^{j-1}\right) p_i dx \\ &= \underline{x} \left(\sum_{i=1}^n p_i\right) + \int_{\underline{x}}^{\bar{x}} \sum_{i=1}^n \left(1 - \sum_{j=1}^i \binom{n}{j-1} [F(x)]^{n-j+1} [1 - F(x)]^{j-1}\right) p_i \frac{1}{f(x)} dF(x) \\ &= \underline{x} \left(\sum_{i=1}^n p_i\right) + \int_{\underline{x}}^{\bar{x}} H(F(x), \mathbf{p}) \frac{1}{f(x)} dF(x). \end{aligned}$$

Here, the first equality follows from Lemma D.2, the second from the distribution function of order statistics, and the third holds since Proposition B.3 ensures that the probability density function f exists and is positive almost everywhere on $[\underline{x}, \bar{x}]$.

Differentiating both sides of equation (10) with respect to x and applying the chain rule together with equation (11), we derive:

$$\frac{d[K(J(F(x), \mathbf{p} + \mathbf{c}))]}{d[F(x)]} f(x) = K'(x) = K'(J(F(x), \mathbf{p} + \mathbf{c})). \quad (13)$$

Consequently,

$$\begin{aligned} \int_{\underline{x}}^{\bar{x}} H(F(x), \mathbf{p}) \frac{1}{f(x)} dF(x) &= \int_{\underline{x}}^{\bar{x}} H(F(x), \mathbf{p}) \frac{d[K(J(F(x), \mathbf{p} + \mathbf{c}))]}{d[F(x)]} \frac{1}{K'(J(F(x), \mathbf{p} + \mathbf{c}))} dF(x) \\ &= \int_0^1 H(y, \mathbf{p}) \frac{d[K(J(y, \mathbf{p} + \mathbf{c}))]}{dy} \frac{1}{K'(J(y, \mathbf{p} + \mathbf{c}))} dy \\ &= \int_0^1 H(y, \mathbf{p}) J'(y, \mathbf{p} + \mathbf{c}) dy. \end{aligned}$$

where the final equality follows from another application of the chain rule. Note that $H(0, \mathbf{p}) = \sum_{i=1}^n p_i$, $H(1, \mathbf{p}) = 0$, $J(0, \mathbf{p} + \mathbf{c}) = \underline{x}$, $J(1, \mathbf{p} + \mathbf{c}) = \bar{x}$, we apply integration by parts:

$$\begin{aligned} \sum_{i=1}^n \mathbb{E}[x_{(i)}] p_i &= \underline{x} \left(\sum_{i=1}^n p_i \right) + H(y, \mathbf{p}) J(y, \mathbf{p} + \mathbf{c}) \Big|_0^1 - \int_0^1 H'(y, \mathbf{p}) J(y, \mathbf{p} + \mathbf{c}) dy \\ &= n \int_0^1 K(J(y, \mathbf{p})) J(y, \mathbf{p} + \mathbf{c}) dy. \end{aligned}$$

The final equality uses Lemma 14 of [16], which establishes $H'(y, \mathbf{p}) = -nK(J(y, \mathbf{p}))$.

Finally, we consider the third term of the objective function. By following a similar derivation as above, the total compensation cost can be reformulated as

$$\sum_{i=1}^n \mathbb{E}[x_{(i)}] c_i = n \int_0^1 K(J(y, \mathbf{c})) J(y, \mathbf{p} + \mathbf{c}) dy.$$

Note that the function $K \circ J$ is linear in its second argument, thus combining the above derivations completes the reformulation. \blacksquare

D.2 Proof of Theorem 4.2

To prove Theorem 4.2, we first introduce some definitions.

Definition D.4 (symmetric function) *A function $f : \mathbb{R}^n \rightarrow \mathbb{R}$ is symmetric if for any permutation π of $[n]$ and $\mathbf{p} \in \mathbb{R}^n$, we have*

$$f(p_1, p_2, \dots, p_n) = f(p_{\pi(1)}, p_{\pi(2)}, \dots, p_{\pi(n)}).$$

We rewrite $W(\mathbf{c})$ (defined in Lemma D.3) as a symmetric function $W^{\text{sym}} : \mathbb{R}^n \rightarrow \mathbb{R}$, defined without constraint $c_1 \geq c_2 \geq \dots \geq c_n$. Let $c_{(1)} \geq c_{(2)} \geq \dots \geq c_{(n)}$ be the descending order of the elements in \mathbf{c} , and let $\mathbf{c}_{(\cdot)} = (c_{(1)}, c_{(2)}, \dots, c_{(n)})$. Then we define

$$W^{\text{sym}}(\mathbf{c}) = n \int_0^1 K(J(y, \alpha \mathbf{p} - \mathbf{c}_{(\cdot)})) J(y, \mathbf{p} + \mathbf{c}_{(\cdot)}) dy + \alpha h \left(\int_0^1 J(y, \mathbf{p} + \mathbf{c}_{(\cdot)}) dy \right) p_0,$$

It is clear that $W^{\text{sym}}(\mathbf{c})$ is symmetric. Next, we define Schur-concave functions.

Definition D.5 (Schur-concavity) *Given two vectors $\mathbf{p}, \mathbf{y} \in \mathbb{R}^n$, we say \mathbf{p} majorizes \mathbf{y} , denoted as $\mathbf{p} \succ \mathbf{y}$, if*

$$\begin{aligned} \sum_{i=1}^k p_{(i)} &\geq \sum_{i=1}^k y_{(i)} \quad \text{for } k = 1, 2, \dots, n-1, \\ \sum_{i=1}^n p_{(i)} &= \sum_{i=1}^n y_{(i)}, \end{aligned}$$

A symmetric function $f : \mathbb{R}^n \rightarrow \mathbb{R}$ is Schur-concave if for any $\mathbf{p}, \mathbf{y} \in \mathbb{R}^n$ such that $\mathbf{p} \succ \mathbf{y}$, we have $f(\mathbf{p}) \leq f(\mathbf{y})$.

The following lemma provides a useful criterion for Schur-concavity, which we will use in the proof.

Lemma D.6 [2] *A concave function $f : \mathbb{R}^n \rightarrow \mathbb{R}$ is Schur-concave if and only if it is symmetric.*

Then we establish two auxiliary lemmas.

Lemma D.7 *Function $K(J(y, \mathbf{p}))$ is strictly increasing in $y \in [0, 1]$.*

Proof : Let $I(y, \mathbf{p})$ denote the derivative of $K(J(y, \mathbf{p}))$ with respect to y . According to Lemma 17 of [16], we have

$$I(y, \mathbf{p}) = (n-1) \sum_{i=1}^{n-1} \binom{n-2}{i-1} y^{n-i-1} (1-y)^{i-1} (p_i - p_{i+1}). \quad (14)$$

Recall that $p_1 > p_2 > \dots > p_n$, hence for all $y \in (0, 1)$, $I(y, \mathbf{p}) > 0$, thus $K(J(y, \mathbf{p}))$ is strictly increasing in y on $[0, 1]$. ■

Lemma D.8 *If $g(x) = x^\beta$ with $\beta \geq 2$, then the function $\frac{2(K'(x))^2}{K''(x)} - K(x)$ is strictly increasing on $[\underline{x}, \bar{x}]$.*

Proof : Define $L(x) = \frac{2(K'(x))^2}{K''(x)} - K(x)$. Differentiation yields:

$$L'(x) = \frac{K'(x)}{(K''(x))^2} (3(K''(x))^2 - 2K'(x)K'''(x)).$$

The derivatives of $K(x)$ are computed as follows:

$$\begin{aligned} K'(x) &= c(\beta-1)x^{\beta-2} - \frac{u}{x^2}, \\ K''(x) &= c(\beta-1)(\beta-2)x^{\beta-3} + \frac{2u}{x^3}, \\ K'''(x) &= c(\beta-1)(\beta-2)(\beta-3)x^{\beta-4} - \frac{6u}{x^4}. \end{aligned}$$

Substituting these into the expression for $L'(x)$ and simplifying, we obtain:

$$L'(x) = \frac{K'(x)}{(K''(x))^2} \cdot c\beta(\beta-1) \left[2u(\beta+1)x^{\beta-6} + c(\beta-1)(\beta-2)x^{2\beta-6} \right].$$

By Lemma D.1, $K'(x) > 0$ on $(\underline{x}, \bar{x}]$. Given $\beta \geq 2$, all terms within the bracket are non-negative, and the leading coefficient is positive. Therefore, $L'(x) > 0$ on $(\underline{x}, \bar{x}]$, which implies that $L(x)$ is strictly increasing on $[\underline{x}, \bar{x}]$. ■

Let $b_i(y) = \binom{n-1}{i-1} y^{n-i} (1-y)^{i-1}$ for $i \in [n]$. Note that $b_i(y) \geq 0$ for all $y \in [0, 1]$. Using the above lemmas, we now prove Theorem 4.2.

Proof of Theorem 4.2 : Consider the two terms in $W^{\text{sym}}(\mathbf{c})$ separately. Let π be a permutation such that $c_{\pi(1)} \geq c_{\pi(2)} \geq \dots \geq c_{\pi(n)}$, and let $\mathbf{c}_{-n} = (c_1, c_2, \dots, c_{n-1})$. Consider the second term of $W^{\text{sym}}(\mathbf{c})$. The derivative of $J(y, \mathbf{p} + \mathbf{c}_{(\cdot)})$ with respect to c_i for $i = 1, \dots, n-1$ is:

$$\frac{\partial J(y, \mathbf{p} + \mathbf{c}_{(\cdot)})}{\partial c_i} = \frac{b_{\pi^{-1}(i)}(y)}{K'(J(y, \mathbf{p} + \mathbf{c}_{(\cdot)}))},$$

Differentiating again with respect to c_j for $j = 1, \dots, n-1$ gives:

$$\frac{\partial^2 J(y, \mathbf{p} + \mathbf{c}_{(\cdot)})}{\partial c_i \partial c_j} = - \frac{b_{\pi^{-1}(i)}(y) b_{\pi^{-1}(j)}(y) K''(J(y, \mathbf{p} + \mathbf{c}_{(\cdot)}))}{(K'(J(y, \mathbf{p} + \mathbf{c}_{(\cdot)})))^3},$$

Since $b_i(y) \geq 0$, $K'(x) > 0$, and $K''(x) > 0$, the above expression is non-positive. Hence, $J(y, \mathbf{p} + \mathbf{c}_{(\cdot)})$ is concave in \mathbf{c}_{-n} , and so is $\int_0^1 J(y, \mathbf{p} + \mathbf{c}_{(\cdot)}) dy$. Since h is increasing and concave, $\alpha > 0$, $\alpha h \left(\int_0^1 J(y, \mathbf{p} + \mathbf{c}_{(\cdot)}) dy \right) p_0$ is also concave in \mathbf{c}_{-n} .

Now consider the first term of $W^{\text{sym}}(\mathbf{c})$. The derivative of the integrand with respect to c_i for $i = 1, \dots, n-1$ is:

$$-b_{\pi^{-1}(i)}(y)J(y, \mathbf{p} + \mathbf{c}_{(\cdot)}) + \frac{K(J(y, \alpha\mathbf{p} - \mathbf{c}_{(\cdot)}))b_{\pi^{-1}(i)}(y)}{K'(J(y, \mathbf{p} + \mathbf{c}_{(\cdot)}))},$$

Differentiating again with respect to c_j for $j = 1, \dots, n-1$ gives:

$$\begin{aligned} H_{ij}(y, \mathbf{c}) &= -\frac{2b_{\pi^{-1}(i)}(y)b_{\pi^{-1}(j)}(y)}{K'(J(y, \mathbf{p} + \mathbf{c}_{(\cdot)}))} - \frac{b_{\pi^{-1}(i)}(y)b_{\pi^{-1}(j)}(y)K''(J(y, \mathbf{p} + \mathbf{c}_{(\cdot)}))K(J(y, \alpha\mathbf{p} - \mathbf{c}_{(\cdot)}))}{(K'(J(y, \mathbf{p} + \mathbf{c}_{(\cdot)})))^3} \\ &= -\left(\frac{2(K'(J(y, \mathbf{p} + \mathbf{c}_{(\cdot)})))^2}{K''(J(y, \mathbf{p} + \mathbf{c}_{(\cdot)}))} + K(J(y, \alpha\mathbf{p} - \mathbf{c}_{(\cdot)})) \right) \frac{b_{\pi^{-1}(i)}(y)b_{\pi^{-1}(j)}(y)K''(J(y, \mathbf{p} + \mathbf{c}_{(\cdot)}))}{(K'(J(y, \mathbf{p} + \mathbf{c}_{(\cdot)})))^3} \\ &= \left(K(J(y, \mathbf{p} + \mathbf{c}_{(\cdot)})) - \frac{2(K'(J(y, \mathbf{p} + \mathbf{c}_{(\cdot)})))^2}{K''(J(y, \mathbf{p} + \mathbf{c}_{(\cdot)}))} - (\alpha + 1)K(J(y, \mathbf{p})) \right) \\ &\quad \cdot \frac{b_{\pi^{-1}(i)}(y)b_{\pi^{-1}(j)}(y)K''(J(y, \mathbf{p} + \mathbf{c}_{(\cdot)}))}{(K'(J(y, \mathbf{p} + \mathbf{c}_{(\cdot)})))^3}. \end{aligned}$$

By Lemma D.8, the first two terms in the parentheses decrease with y , and by Lemma D.7, the third term increases with y . Thus, the expression in parentheses decreases with y . Since the factor outside the parentheses is positive, if the parenthesized expression is non-positive at $y = 0$, then $H_{ij}(y, \mathbf{c}) \leq 0$ for any $y \in [0, 1]$. At $y = 0$, the parenthesized expression equals:

$$p_n + c_n - (\alpha + 1)p_n = c_n - \alpha p_n,$$

Therefore, if $c_n \leq \alpha p_n$, then $H_{ij}(y, \mathbf{c}) \leq 0$. Let $H(y, \mathbf{c})$ be the matrix $(H_{ij}(y, \mathbf{c}))_{i,j=1}^{n-1}$, and define

$$L(y, \mathbf{c}) = \left(K(J(y, \mathbf{p} + \mathbf{c}_{(\cdot)})) - \frac{2(K'(J(y, \mathbf{p} + \mathbf{c}_{(\cdot)})))^2}{K''(J(y, \mathbf{p} + \mathbf{c}_{(\cdot)}))} - (\alpha + 1)K(J(y, \mathbf{p})) \right) \frac{K''(J(y, \mathbf{p} + \mathbf{c}_{(\cdot)}))}{(K'(J(y, \mathbf{p} + \mathbf{c}_{(\cdot)})))^3},$$

Then for any $\mathbf{z} \in \mathbb{R}^{n-1}$,

$$\begin{aligned} \mathbf{z}^\top H(y, \mathbf{c}) \mathbf{z} &= L(y, \mathbf{c}) \cdot \sum_{i=1}^{n-1} \sum_{j=1}^{n-1} z_i z_j b_{\pi^{-1}(i)}(y) b_{\pi^{-1}(j)}(y) \\ &= L(y, \mathbf{c}) \cdot \left(\sum_{i=1}^{n-1} z_i b_{\pi^{-1}(i)}(y) \right)^2 \leq 0. \end{aligned}$$

Hence, $H(y, \mathbf{c})$ is negative semidefinite, and the integral in the first term of $W^{\text{sym}}(\mathbf{c})$ is concave in \mathbf{c}_{-n} . Combining this with the concavity of the second term, by Lemma D.6, $W^{\text{sym}}(\mathbf{c})$ is Schur-concave in \mathbf{c}_{-n} when $c_n \leq p_n$. Therefore, there exists an optimal solution with $c_1 = c_2 = \dots = c_{n-1}$ when $c_n \leq p_n$. \blacksquare

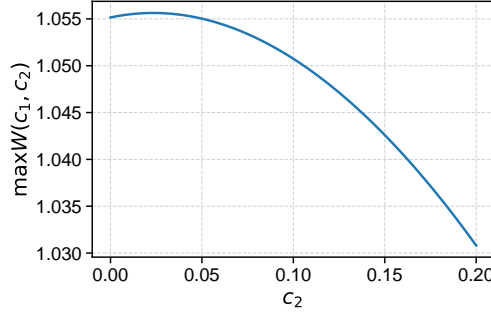


Figure 4: Plot of $\max W(\mathbf{c})$ against c_n in Example D.9

D.3 Discussion on the optimal value of c_n

In this subsection, we discuss the condition on c_n in Theorem 4.2 and analyze its optimal value in realistic scenarios.

The condition $c_n \leq \alpha p_n$ in Theorem 4.2 does not appear in previous literature on rank-based contests [15, 4, 16]. In those models, the utility function is simply reward minus cost, which implies that the infimum equilibrium effort is always zero (as explained in the discussion below Proposition B.3). Consequently, the optimal compensation for the last position would intuitively also be zero, because setting a positive c_n would raise compensation costs without eliciting higher effort, and therefore cannot be optimal. In our setting, however, raising c_n increases the infimum effort \underline{x} . Hence, it is not immediate that the optimal c_n should be zero. In fact, we can give an example in which the optimal c_n is not zero.

Example D.9 *If $n = 2$, $p_1 = 0.7$, $p_2 = 0.1$, $\alpha = 1$, $g(x) = x^2$, $\gamma = 1$, and $h(x) = \sqrt{x}$, then Figure 4 plots the optimal value of $W(\mathbf{c})$ for each value of c_2 . The plot shows that the optimal c_2 is approximately $0.025 > 0$.*

The numerical experiments below demonstrate that the scenario illustrated in Example D.9 is uncommon in practice. Taking the second line of Table 1 as a realistic position bias vector for compensation mechanism design, we conduct numerical experiments across a range of parameter settings. These experiments consistently show that the optimal value of c_n is usually zero. We also examine the reasons why $c_n > 0$ can arise in Example D.9.

Figures 5–7 examine the optimal value of c_n under different choices of g, α, h . We do not vary γ since Lemma F.3 shows that the value of γ does not affect the structure of the equilibrium. For each c_n , we compute the optimal objective value $W(\mathbf{c})$ via grid search; this is what the vertical axis $\max W(\mathbf{c})$ in the figures represents. In all three experiments, the position bias vector is divided equally into two halves: the first five positions and the last five positions, corresponding to the setting $n_H = n_L = 5$ in Section 5. Sub-figure (a) in each panel displays results for the first five positions, while sub-figure (b) shows results for the last five. Parameters that are not varied are held at their default values: $\alpha = 2$, $g(x) = x^4$, $\gamma = 1$, $h(x) = \sqrt{x}$.

The plots show that the optimal value of c_n is always 0. The overall trend is hardly affected by changes in α and h , but the choice of g has a visible effect: a lower power in g corresponds to a more gradual decline. This can be understood intuitively: a smaller power in g shifts the equilibrium towards lower effort levels (a smaller exponent makes g larger on $[0, 1]$), which enhances the positive incentive effect of increasing c_n and hence slows the decline. In Example D.9, where the power of g is 2, the observed trend is consistent with this explanation.

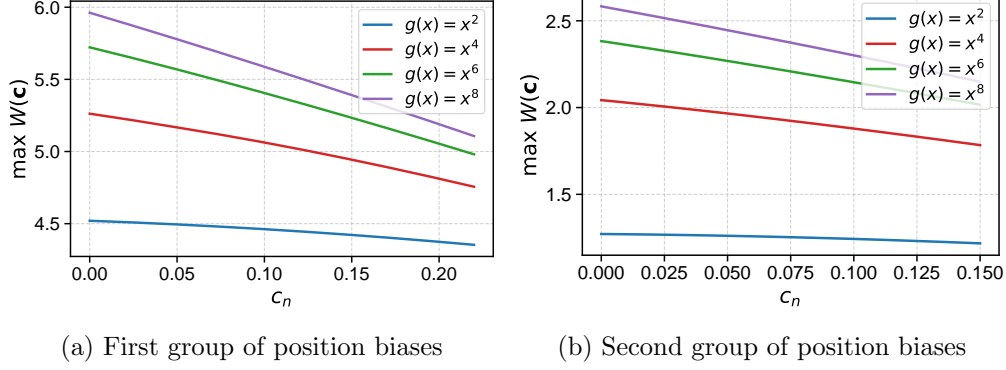


Figure 5: Plots of $\max W(\mathbf{c})$ against c_n with different g

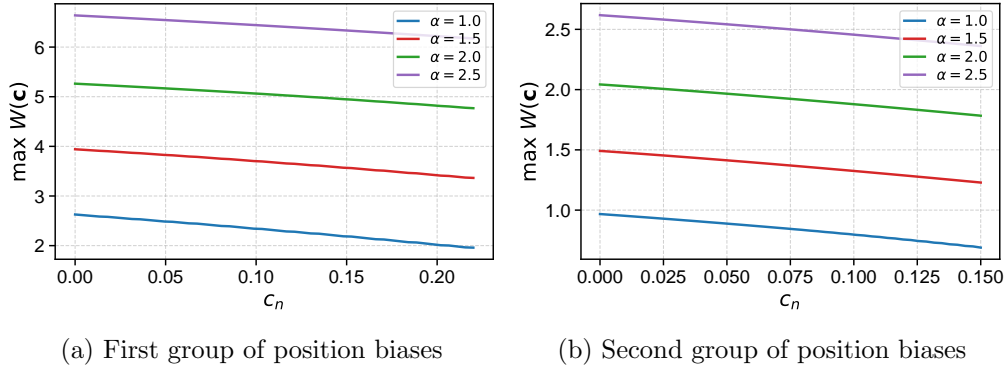


Figure 6: Plots of $\max W(\mathbf{c})$ against c_n with different α

Figure 8 examines the effect of the number of creators n , while other parameters remain at their default values: $\alpha = 2, g(x) = x^4, \gamma = 1, h(x) = \sqrt{x}$. In Figure 8a, n corresponds to n_L in Section 5, thus for $n = 2$, the position bias vector corresponds to the last two elements of the entire position bias vector; for $n = 4$, it corresponds to the last four elements, and so on. Similarly, in Figure 8b, n corresponds to n_H in Section 5; thus for $n = 2$, it corresponds to the first two elements of the position bias vector, and so on.

The experimental results show that when n is small, the decline is gradual, a pattern consistent with Example D.9. However, in this experiment, we do not observe cases where the optimal $c_n > 0$. Intuitively, this is because in Example D.9, the differences between adjacent position biases are large, making the positive incentive effect of increasing c_n for lower ranks significant, while the negative incentive effect for higher ranks is minimal, leading to $c_n > 0$. In contrast, in our experiment, the differences between adjacent positions in the position bias vector are relatively small; therefore we do not observe cases where $c_n > 0$.

D.4 Grid Search for Compensation Mechanism Design under Symmetric Case

Setting $c^* := c_1 = \dots = c_{n-1}$ and recalling from Appendix D.3 that $c_n = 0$ is typically optimal in realistic settings, Theorem 4.2 reduces the compensation design problem to the choice of a single key parameter: c^* . An approximate solution can be efficiently obtained via a grid search in the feasible domain.

A remaining issue, however, is that the search for c^* is a priori unbounded. The proof of Theorem 4.2 implies that $\frac{\partial W(\mathbf{c})}{\partial c_i}$ decreases in c_j for any $i, j \in [n-1]$. Consequently, according to

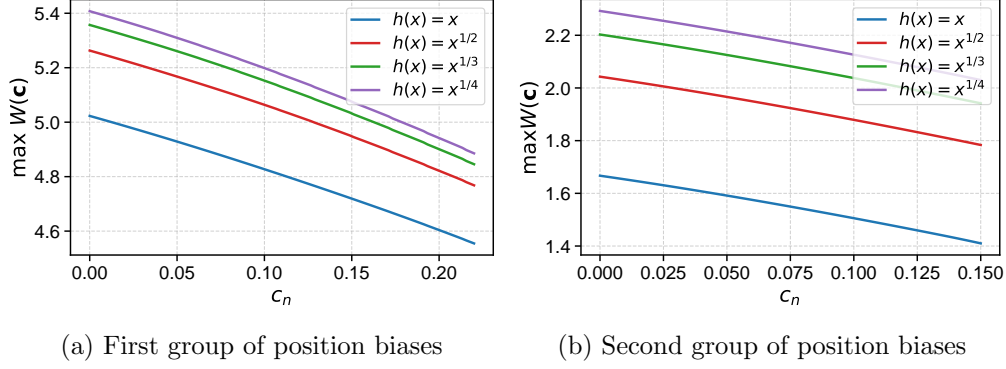


Figure 7: Plots of $\max W(\mathbf{c})$ against c_n with different h

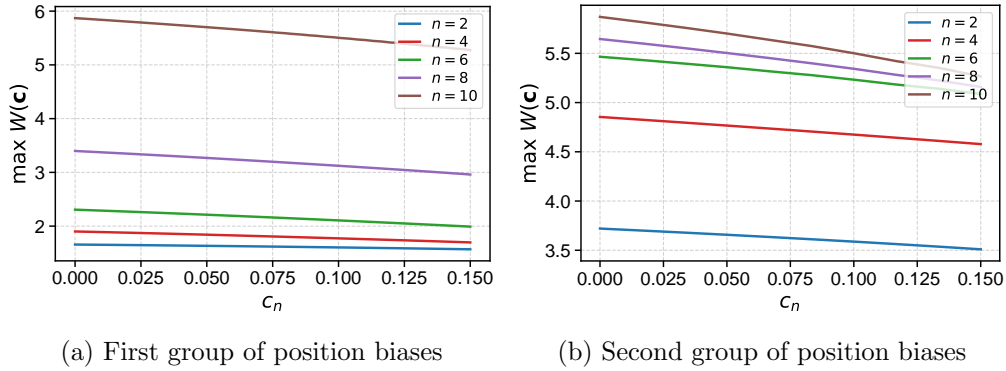


Figure 8: Plots of $\max W(\mathbf{c})$ against c_n with different number of creators

the chain rule, the total derivative of $W(\mathbf{c})$ with respect to c^* is also decreasing. Hence, a natural heuristic is to gradually increase c^* until $W(\mathbf{c})$ starts to decrease, since further increases of c^* beyond this point would only lower $W(\mathbf{c})$. The following proposition shows that this process terminates, making the approach feasible.

Proposition D.10 *There exists $\bar{c} > 0$ such that for all $c^* \geq \bar{c}$ and all $i \in [n-1]$, $\frac{\partial W(\mathbf{c}^*)}{\partial c_i} < 0$.*

Proof : For any $i \in [n-1]$, the expression for $\frac{\partial W(\mathbf{c})}{\partial c_i}$ is:

$$\begin{aligned} \frac{\partial W(\mathbf{c})}{\partial c_i} = & n \int_0^1 -b_i(y)J(y, \mathbf{p} + \mathbf{c}) + K(J(y, \alpha\mathbf{p} - \mathbf{c})) \cdot \frac{b_i(y)}{K'(J(y, \mathbf{p} + \mathbf{c}))} dy \\ & + \alpha h' \left(\int_0^1 J(y, \mathbf{p} + \mathbf{c}) dy \right) p_0 \cdot \int_0^1 \frac{b_i(y)}{K'(J(y, \mathbf{p} + \mathbf{c}))} dy. \end{aligned} \quad (15)$$

Since $b_i(y) = 0$ and $K'(J(y, \mathbf{p} + \mathbf{c})) = 0$ at $y = 0$, we evaluate the limit of $b_i(y)/K'(J(y, \mathbf{p} + \mathbf{c}))$ as $y \rightarrow 0$ using L'Hôpital's rule:

$$\lim_{y \rightarrow 0} \frac{b_i(y)}{K'(J(y, \mathbf{p} + \mathbf{c}))} = \lim_{y \rightarrow 0} \frac{b'_i(y)}{[K'(J(y, \mathbf{p} + \mathbf{c}))]'} = \lim_{y \rightarrow 0} \frac{b'_i(y)K'(J(y, \mathbf{p} + \mathbf{c}))}{K''(J(y, \mathbf{p} + \mathbf{c}))[K(J(y, \mathbf{p} + \mathbf{c}))]'}. \quad (15)$$

If $i \neq n-1$, then $b'_i(0) = 0$; if $i = n-1$, then $b'_i(0) = n-1$. Moreover, $K'(J(0, \mathbf{p} + \mathbf{c})) = K'(\underline{x}) = 0$, and by strict convexity of K , $K''(J(0, \mathbf{p} + \mathbf{c})) = K''(\underline{x}) > 0$. Also, from equation (14),

Algorithm 1 Grid Search for Compensation Mechanism Design

Require: Number of creators n , step sizes Δ , position bias vector \mathbf{p} , p_0

Ensure: Approximate optimal compensation vector \mathbf{c}

```

1: Initialize best objective value  $best\_obj \leftarrow -\infty$ 
2: Initialize best compensation vector  $best\_c \leftarrow \text{null}$ 
3: for  $c^*$  from 0 with step size  $\Delta$  do
4:    $\mathbf{c} \leftarrow (c^*, c^*, \dots, c^*, 0)$ 
5:   Compute objective value  $obj$  using reformulated problem (12)
6:   if  $obj > best\_obj$  then
7:      $best\_obj \leftarrow obj$ 
8:      $best\_c \leftarrow \mathbf{c}$ 
9:   else
10:    break
11:  end if
12: end for
13: return  $best\_c$ 

```

$[K(J(0, \mathbf{p} + \mathbf{c}))]' = I(0, \mathbf{p} + \mathbf{c}) = (n-1)((p_{n-1} + c_{n-1}) - (p_n + c_n)) > 0$. Hence, $\lim_{y \rightarrow 0} \frac{b_i(y)}{K'(J(y, \mathbf{p} + \mathbf{c}))} = 0$ for all $i = 1, 2, \dots, n-1$, implying that $b_i(y)/K'(J(y, \mathbf{p} + \mathbf{c}))$ is continuous on $[0, 1]$. This justifies differentiation under the integral, so the expression for $\partial W / \partial c_i$ is valid.

Note that $J(y, \mathbf{p} + \mathbf{c}) \geq \underline{x} > 0$ for all $y \in [0, 1]$, it suffices to show that there exists $\bar{c} > 0$ such that for all $c^* \geq \bar{c}$,

$$\begin{aligned}
& n \int_0^1 (K(J(y, \alpha \mathbf{p})) - (1-y)^{n-1} c_n) \cdot \frac{b_i(y)}{K'(J(y, \mathbf{p} + \mathbf{c}))} dy \\
& + \alpha h' \left(\int_0^1 J(y, \mathbf{p} + \mathbf{c}) dy \right) p_0 \cdot \int_0^1 \frac{b_i(y)}{K'(J(y, \mathbf{p} + \mathbf{c}))} dy \\
& < n \int_0^1 \left(\sum_{i=1}^{n-1} \binom{n-1}{i-1} y^{n-i} (1-y)^{i-1} c^* \right) \cdot \frac{b_i(y)}{K'(J(y, \mathbf{p} + \mathbf{c}))} dy \\
& = c^* n \int_0^1 \left(\sum_{i=1}^{n-1} \binom{n-1}{i-1} y^{n-i} (1-y)^{i-1} \right) \cdot \frac{b_i(y)}{K'(J(y, \mathbf{p} + \mathbf{c}))} dy.
\end{aligned}$$

For a fixed c_n , all integrands before the sign of inequality are continuous functions. Since h is continuously differentiable, h' is bounded on $[0, 1]$, the integrals before the sign of inequality evaluate to a finite constant C_1 . The integrands after the sign of inequality are non-negative continuous functions and are zero only at finitely many points, so the integral after the sign of inequality is a positive finite constant C_2 . Choosing $\bar{c} > \frac{C_1}{nC_2}$ completes the proof. \blacksquare

Based on the above discussion, Algorithm 1 outlines the grid search procedure to approximate the solution to the compensation mechanism design problem.

D.5 Proof of in Proposition 4.3

Proof of Proposition 4.3 : First, following a derivation analogous to that of (15), the partial derivative of $W(\mathbf{p}, \mathbf{c})$ with respect to p_i is

$$\begin{aligned} \frac{\partial W(\mathbf{p}, \mathbf{c})}{\partial p_i} &= n \int_0^1 \alpha b_i(y) J(y, \mathbf{p} + \mathbf{c}) + K(J(y, \alpha \mathbf{p} - \mathbf{c})) \cdot \frac{b_i(y)}{K'(J(y, \mathbf{p} + \mathbf{c}))} dy \\ &\quad + h' \left(\int_0^1 J(y, \mathbf{p} + \mathbf{c}) dy \right) p_0 \cdot \int_0^1 \frac{b_i(y)}{K'(J(y, \mathbf{p} + \mathbf{c}))} dy. \end{aligned} \quad (16)$$

Consequently,

$$\frac{\partial W(\mathbf{p}, \mathbf{c})}{\partial p_i} - \frac{\partial W(\mathbf{p}, \mathbf{c})}{\partial c_i} = (\alpha + 1)n \int_0^1 b_i(y) J(y, \mathbf{p} + \mathbf{c}) dy > 0.$$

Thus, if we keep $\mathbf{p} + \mathbf{c}$ fixed, then for any pair (p_i, c_i) ($i \in [n-1]$), increasing p_i while decreasing c_i by the same amount raises $W(\mathbf{p}, \mathbf{c})$. Let $s_i = q_i \Delta p_i^B$ for $i \in [n]$ and $\mathbf{s} = (s_1, \dots, s_n)$. Define $r_i = \min\{s_i, c_i\}$ and $\mathbf{r} = (r_1, \dots, r_n)$. Then

$$W(\mathbf{p} + \mathbf{r}, \mathbf{c} - \mathbf{r}) > W(\mathbf{p}, \mathbf{c}). \quad (17)$$

Under the UBL mechanism, all s_i are equal for $i \in [n-1]$ and all c_i are equal as well, while $s_n = c_n = 0$. Hence \mathbf{r} can take two possible forms.

1. Case 1: $\mathbf{r} = \mathbf{s}$. This occurs when $s_i \leq c_i$ for every $i \in [n-1]$. In this case, equation (17) directly yields the statement of the theorem.
2. Case 2: $\mathbf{r} = \mathbf{c}$. This occurs when $c_i < s_i$ for every $i \in [n-1]$. Then $W(\mathbf{p} + \mathbf{r}, \mathbf{c} - \mathbf{r}) = W(\mathbf{p} + \mathbf{c}, \mathbf{0})$. From equation (16) we see that $W(\mathbf{p} + \mathbf{c}, \mathbf{0})$ is increasing in each p_i ($i \in [n-1]$). Therefore,

$$W(\mathbf{p} + \mathbf{s}, \mathbf{0}) > W(\mathbf{p} + \mathbf{c}, \mathbf{0}) = W(\mathbf{p} + \mathbf{r}, \mathbf{c} - \mathbf{r}).$$

Combining this inequality with (17) completes the proof of the theorem. ■

E Properties of Asymmetric Equilibrium

E.1 General Results for Arbitrary Cost Structures

We analyze the equilibrium properties of game $\mathcal{G}^{(n)}$ in this subsection. Without loss of generality, we assume that the cost parameters satisfy $\gamma_1 \leq \gamma_2 \leq \dots \leq \gamma_n$. The next proposition shows that, in any equilibrium, creators with lower cost parameters always achieve higher utilities.

Proposition E.1 *In game $\mathcal{G}^{(n)}$, if $\gamma_i < \gamma_j$, then $u_i > u_j$ in any equilibrium.*

Proof : Proof by contradiction. Suppose $\gamma_i < \gamma_j$ but $u_i \leq u_j$. Consider the supremum of the support of j , denoted by \bar{x}_j , we have $F_j(\bar{x}_j) = 1$ and $F_i(\bar{x}_j) \leq 1$, thus

$$\begin{aligned} W(\mathbf{F}_{-i}(\bar{x}_j), \mathbf{p}) &= W(\mathbf{F}_{-\{i,j\}}(\bar{x}_j), \mathbf{p}) + F_j(\bar{x}_j) W(\mathbf{F}_{-\{i,j\}}(\bar{x}_j), \bar{\mathbf{p}} - \mathbf{p}) \\ &\geq W(\mathbf{F}_{-\{i,j\}}(\bar{x}_j), \underline{\mathbf{p}}) + F_i(\bar{x}_j) W(\mathbf{F}_{-\{i,j\}}(\bar{x}_j), \bar{\mathbf{p}} - \underline{\mathbf{p}}) \\ &= W(\mathbf{F}_{-j}(\bar{x}_j), \mathbf{p}). \end{aligned}$$

Together with the assumption $\gamma_i < \gamma_j$, we have

$$\bar{x}_j W(\mathbf{F}_{-i}(\bar{x}_j), \mathbf{p}) - \gamma_i g(\bar{x}_j) > \bar{x}_j W(\mathbf{F}_{-j}(\bar{x}_j), \mathbf{p}) - \gamma_j g(\bar{x}_j) = u_j \geq u_i.$$

Hence, creator i can increase her utility by deviating to \bar{x}_j , contradicting the assumption that the strategy profile is an equilibrium. Therefore, we must have $u_i > u_j$. \blacksquare

Let (F_1, F_2, \dots, F_n) denote the mixed strategy profile in equilibrium. The next result generalizes Theorem 4.1. It shows that whenever a subset of creators share the same cost parameter, their equilibrium strategies must be symmetric.

Proposition E.2 *In game $\mathcal{G}^{(n)}$, if there exists a subset of creators $S \subseteq [n]$ such that for any $i, j \in S$, $\gamma_i = \gamma_j$, then the equilibrium must be symmetric among all creators with the same cost parameter, i.e., for any $i, j \in S$, $F_i = F_j$.*

Proof: It is not hard to see that Step 1, Step 4, Step 5 and Step 6 in the proof of Lemma B.1 still hold for any subset of creators with identical cost parameters. In fact, Step 2 is not important for this corollary, and Step 3 can be modified as follows. First, $x_i = x_{\max} := \arg \max_x xq_i - \gamma g(x)$ still holds for any creator i in the subset. Thus, the point mass of any creator in the subset can only be on the same point $\underline{x} := \arg \max_x xq - \gamma g(x)$, otherwise $\max_x xq_i - \gamma g(x) \neq \max_x xq_j - \gamma g(x)$ for some $q_i \neq q_j$, which contradicts the result of Step 1. Then following the argument in Step 3 we can show that there is no point mass in the probability distribution for any creator in the subset. Combining the results of Step 1, Step 4, Step 5 and Step 6, we can derive that the equilibrium must be among all creators with the same cost parameter. \blacksquare

The next proposition establishes stochastic dominance among the equilibrium strategies of different creators.

Proposition E.3 *In game $\mathcal{G}^{(n)}$, if $i < j$, then $F_i(x) \leq F_j(x)$ for any $x \in \text{supp}(F_i)$.*

Proof: If $\gamma_i = \gamma_j$, Proposition E.2 implies $F_i = F_j$. Hence, it suffices to consider the case $\gamma_i < \gamma_j$. Consider the supremum of the support of j , denoted by \bar{x}_j , choose any point x_i in the support of i such that $x_i < \bar{x}_j$ (the proposition is trivial if no such point exists). Using the notation introduced in equation (5), we have

$$\begin{aligned} x_i W(\mathbf{F}_{-i}(x_i), \mathbf{p}) - \gamma_i g(x_i) &= u_i, \bar{x}_j W(\mathbf{F}_{-i}(\bar{x}_j), \mathbf{p}) - \gamma_i g(\bar{x}_j) \leq u_i, \\ \bar{x}_j W(\mathbf{F}_{-j}(\bar{x}_j), \mathbf{p}) - \gamma_j g(\bar{x}_j) &= u_j, x_i W(\mathbf{F}_{-j}(x_i), \mathbf{p}) - \gamma_j g(x_i) \leq u_j. \end{aligned}$$

Combining these inequalities yields

$$\begin{aligned} & x_i (W(\mathbf{F}_{-i}(x_i), \mathbf{p}) - W(\mathbf{F}_{-j}(x_i), \mathbf{p})) + (\gamma_j - \gamma_i)g(x_i) \\ & \geq u_i - u_j \\ & \geq \bar{x}_j (W(\mathbf{F}_{-i}(\bar{x}_j), \mathbf{p}) - W(\mathbf{F}_{-j}(\bar{x}_j), \mathbf{p})) + (\gamma_j - \gamma_i)g(\bar{x}_j). \end{aligned} \tag{18}$$

Because \bar{x}_j is the supremum of the support of j , we have $F_j(\bar{x}_j) = 1$ and $F_i(\bar{x}_j) \leq 1$, thus

$$\begin{aligned} W(\mathbf{F}_{-i}(\bar{x}_j), \mathbf{p}) &= W(\mathbf{F}_{-\{i,j\}}(\bar{x}_j), \mathbf{p}) + F_j(\bar{x}_j)W(\mathbf{F}_{-\{i,j\}}(\bar{x}_j), \bar{\mathbf{p}} - \mathbf{p}) \\ &\geq W(\mathbf{F}_{-\{i,j\}}(\bar{x}_j), \mathbf{p}) + F_i(\bar{x}_j)W(\mathbf{F}_{-\{i,j\}}(\bar{x}_j), \bar{\mathbf{p}} - \mathbf{p}) \\ &= W(\mathbf{F}_{-j}(\bar{x}_j), \mathbf{p}). \end{aligned} \tag{19}$$

Combining (18) with the assumption $\gamma_i < \gamma_j$ and $x_i < \bar{x}_j$ yields $W(\mathbf{F}_{-i}(x_i), \mathbf{p}) > W(\mathbf{F}_{-j}(x_i), \mathbf{p})$. A computation analogous to equation (19) then gives $F_i(x_i) < F_j(x_i)$. Since x_i was arbitrary, the proposition follows. \blacksquare

The intuition behind Proposition E.3 is straightforward: creators with lower cost parameters can afford to exert higher effort levels, leading to stochastically dominant strategies.

Moreover, the proof above implies that when $i < j$, if there exists some $x \in \text{supp}(F_i)$ for which $F_i(x) = F_j(x)$, then either $\gamma_i = \gamma_j$ or $x = \underline{x}_i = \bar{x}_j$.

Denote the support of F_i as $[\underline{x}_i, \bar{x}_i]$. The following corollary is a direct consequence of Proposition E.3.

Corollary E.4 *In game $\mathcal{G}^{(n)}$, the supports of the equilibrium strategies satisfy the following properties:*

1. If $i < j$ and $\gamma_i \neq \gamma_j$, then $\underline{x}_i > \underline{x}_j$ and $\bar{x}_i \geq \bar{x}_j$.
2. $\underline{x}_n = \arg \max_x xp_n - \gamma_n g(x)$.

Proof :

1. If $i < j$ and $\gamma_i \neq \gamma_j$, Proposition E.3 implies $F_i(x) \leq F_j(x)$ for any $x \in \text{supp}(F_i) \cup \text{supp}(F_j)$. Therefore, $\underline{x}_i \geq \underline{x}_j$ and $\bar{x}_i \geq \bar{x}_j$. To show the strict inequality $\underline{x}_i > \underline{x}_j$, suppose on the contrary that $\underline{x}_i = \underline{x}_j$. Then the proof of Proposition E.3 implies $F_i(\underline{x}_i) < F_j(\underline{x}_j) = 0$, a contradiction.
2. The first part of the corollary implies that $\underline{x}_n = \min_{i \in [n]} \underline{x}_i$. Following the argument in Step 2 of the proof of Theorem 4.1, we can show that $\underline{x}_n = \arg \max_x xp_n - \gamma_n g(x)$.

\blacksquare

To state the next result, we recall the notions of participating and active players introduced in [48]. Given an equilibrium, define $\mathcal{P}^*(x) = \{i \mid \underline{x}_i \leq x \leq \bar{x}_i\}$ and $\mathcal{A}^*(x)$ as the set of players with increasing F_i in a neighborhood of x . Therefore, $\mathcal{A}^*(x) \subseteq \mathcal{P}^*(x)$. We refer to $\mathcal{P}^*(x)$ as the set of participating players at effort level x , and $\mathcal{A}^*(x)$ as the set of active players at effort level x . The following proposition implies that the active players form a nested structure within the participating players.

Proposition E.5 *(generalization of Proposition 1 in [48]) Given any equilibrium of game $\mathcal{G}^{(n)}$, suppose $i, j \in \mathcal{P}^*(x)$ with $i < j$. If $i \notin \mathcal{A}^*(x)$, then $j \notin \mathcal{A}^*(x)$.*

Proof : If $\gamma_i = \gamma_j$, Proposition E.2 implies $F_i = F_j$, then the proposition holds trivially. Hence, it suffices to consider the case $\gamma_i < \gamma_j$. Proof by contradiction. Suppose that there exist $i, j \in \mathcal{P}^*(x)$ with $i < j$ such that $i \notin \mathcal{A}^*(x)$ but $j \in \mathcal{A}^*(x)$. Let $x_2 = \sup\{x \mid i, j \in \mathcal{P}^*(x), i \notin \mathcal{A}^*(x), j \in \mathcal{A}^*(x)\}$, $x_1 = \inf\{x < x_2 \mid F_i(x) = F_i(x_2) \text{ for } x' \in [x, x_2]\}$. Then we have

$$\begin{aligned} W(\mathbf{F}_{-i}(x_2), \mathbf{p}) - W(\mathbf{F}_{-i}(x_1), \mathbf{p}) &= (W(\mathbf{F}_{-\{i,j\}}(x_2), \underline{\mathbf{p}}) + F_j(x_2)W(\mathbf{F}_{-\{i,j\}}(x_2), \bar{\mathbf{p}} - \underline{\mathbf{p}})) \\ &\quad - (W(\mathbf{F}_{-\{i,j\}}(x_1), \underline{\mathbf{p}}) + F_j(x_1)W(\mathbf{F}_{-\{i,j\}}(x_1), \bar{\mathbf{p}} - \underline{\mathbf{p}})) \\ &> (W(\mathbf{F}_{-\{i,j\}}(x_2), \underline{\mathbf{p}}) + F_j(x_1)W(\mathbf{F}_{-\{i,j\}}(x_2), \bar{\mathbf{p}} - \underline{\mathbf{p}})) \\ &\quad - (W(\mathbf{F}_{-\{i,j\}}(x_1), \underline{\mathbf{p}}) + F_j(x_1)W(\mathbf{F}_{-\{i,j\}}(x_1), \bar{\mathbf{p}} - \underline{\mathbf{p}})) \\ &= W(\mathbf{F}_{-\{i,j\}}(x), \underline{\mathbf{p}}) \Big|_{x_1}^{x_2} + F_j(x_1)W(\mathbf{F}_{-\{i,j\}}(x), \bar{\mathbf{p}} - \underline{\mathbf{p}}) \Big|_{x_1}^{x_2}. \end{aligned}$$

Similarly,

$$W(\mathbf{F}_{-j}(x_2), \mathbf{p}) - W(\mathbf{F}_{-j}(x_1), \mathbf{p}) = W(\mathbf{F}_{-\{i,j\}}(x), \mathbf{p})|_{x_1}^{x_2} + F_i(x_2)W(\mathbf{F}_{-\{i,j\}}(x), \bar{\mathbf{p}} - \mathbf{p})|_{x_1}^{x_2}.$$

Since $F_i(x_2) = F_i(x_1) \leq F_j(x_1)$, we have

$$W(\mathbf{F}_{-i}(x_2), \mathbf{p}) - W(\mathbf{F}_{-i}(x_1), \mathbf{p}) > W(\mathbf{F}_{-j}(x_2), \mathbf{p}) - W(\mathbf{F}_{-j}(x_1), \mathbf{p}).$$

With the assumption that $\gamma_i < \gamma_j$, we have

$$[W(\mathbf{F}_{-i}(x), \mathbf{p}) - \gamma_i g(x)]|_{x_1}^{x_2} > [W(\mathbf{F}_{-j}(x), \mathbf{p}) - \gamma_j g(x)]|_{x_1}^{x_2}.$$

Since $j \in \mathcal{A}^*(x)$ for any $x \in (x_1, x_2)$, we have $[W(\mathbf{F}_{-j}(x), \mathbf{p}) - \gamma_j g(x)]|_{x_1}^{x_2} = 0$, thus

$$W(\mathbf{F}_{-i}(x_2), \mathbf{p}) - \gamma_i g(x_2) > W(\mathbf{F}_{-i}(x_1), \mathbf{p}) - \gamma_i g(x_1) = u_i,$$

which contradicts the requirement of equilibrium. Therefore, the proposition holds. \blacksquare

Based on Proposition E.3 and Proposition E.5, we can sketch the general form of a mixed Nash equilibrium in game $\mathcal{G}^{(n)}$. Higher-cost creators enter the competition at lower effort levels and also cease competing at lower effort levels; lower-cost creators concentrate their effort more heavily on high values; and higher-cost players may still choose high effort, but only when lower-cost players are active at the same effort level. Section E.3 provides some concrete examples with three creators that illustrate the properties established in this subsection.

Specifically, for the binary-type setting (game $\mathcal{G}^{(2)}$) where $\gamma_1 = \dots = \gamma_k = \gamma_H$ and $\gamma_{k+1} = \dots = \gamma_n = \gamma_L$ with $\gamma_H < \gamma_L$, the support structure of the mixed Nash equilibrium can be sketched as shown in Figure 9 (the ellipsis indicates that the equilibrium behavior in this interval cannot be characterized precisely until specific parameter values are given). By Proposition E.2, all creators of the same type employ identical equilibrium strategies. Let $[\underline{x}_H, \bar{x}_H]$ and $[\underline{x}_L, \bar{x}_L]$ denote the supports of type- H and type- L creators, respectively. Corollary E.4 implies that $\underline{x}_H > \underline{x}_L = \arg \max_x xp_n - \gamma_L g(x)$ and $\bar{x}_H \geq \bar{x}_L$. Consequently, on the interval $[\underline{x}_L, \underline{x}_H]$ only type- L creators compete.

On the interval $[\underline{x}_H, \bar{x}_H]$, Proposition E.5 indicates that type- L creators can be active only where type- H creators are active. Together with Corollary B.2, it follows that the support of type- H creators is the continuous interval $[\underline{x}_H, \bar{x}_H]$ without any gaps. However, the equilibrium strategy of type- L creators may contain gaps within $[\underline{x}_H, \bar{x}_H]$ or may even not be active on $[\underline{x}_H, \bar{x}_H]$ if $\bar{x}_L \leq \underline{x}_H$.

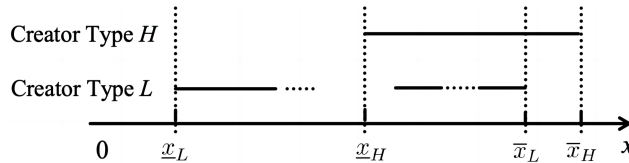


Figure 9: Sketch of the support structure of the mixed Nash equilibrium for binary-type setting

It is worth noting that a pure Nash equilibrium may exist when $\gamma_1 < \gamma_2 < \dots < \gamma_n$, which contrasts with previous results in asymmetric contests [4, 48]. The key distinction lies in the payoff structure: in our model, $xp - \gamma g(x)$ has a unique nonzero maximizer, whereas in standard rank-based contests the utility is simply a constant reward minus the cost, making zero the only maximizer. We refer to Appendix E.2 for a more detailed discussion on pure Nash equilibria in asymmetric settings.

E.2 Results for Pure Nash Equilibrium

The properties stated in Section E.1 hold for any cost structure, thus also apply to the special case where $\gamma_1 < \gamma_2 < \dots < \gamma_n$. In this subsection, we discuss additional properties that arise specifically in this scenario, especially in relation to the pure Nash equilibrium.

We begin with a proposition indicates that in any pure Nash equilibrium, creators with lower cost parameters will exert higher effort levels.

Proposition E.6 *Assume that $\gamma_1 < \dots < \gamma_n$ in game $\mathcal{G}^{(n)}$, if a pure Nash equilibrium exists, then the equilibrium strategy profile (x_1, \dots, x_n) must satisfies $x_1 > \dots > x_n > 0$.*

Proof : Note that in a pure Nash equilibrium, the CDF of the strategy of each creator degenerates to a step function at her chosen effort level, hence $x_1 \geq \dots \geq x_n$ is a direct consequence of Proposition E.3. If there exists some $i \in [n-1]$ such that $x_i = x_{i+1}$, then both creators can increase her utility by slightly increasing her effort level, since g is a continuous function and $x_i > x_{i+1}$. This contradicts the assumption that the strategy profile is a pure Nash equilibrium, and thus we have $x_1 > \dots > x_n$.

Then, according to the first order condition for pure Nash equilibrium, we have

$$p_i - \gamma_i g'(x_i) = 0. \quad (20)$$

Recall that $p_i > 0$ for any $i \in [n]$, thus equation (20) implies $x_i > 0$ for any $i \in [n]$. ■

The following proposition provides a sufficient condition for the existence of pure Nash equilibrium when $\gamma_1 < \dots < \gamma_n$.

Proposition E.7 *Denote $x_i = \arg \max_x xp_i - \gamma_i g(x)$ for any $i \in [n]$. If $\gamma_1 < \dots < \gamma_n$, then game $\mathcal{G}^{(n)}$ admits a pure Nash equilibrium if*

$$\frac{\gamma_{i+1}}{\gamma_i} \geq \frac{x_i g'(x_i)}{g(x_i)}.$$

Intuitively, the larger the gap between the cost parameters of adjacent creators, the more likely a pure Nash equilibrium exists, as higher-cost creators then have a weaker incentive to deviate toward the effort levels chosen by lower-cost creators.

Proof : Our proof can be divided into three steps:

Step 1: No creator has the incentive to unilaterally decrease her effort level.

Proof by contradiction. Suppose that creator $i \in [n]$ decreases her effort to $x < x_i$. There are two cases to consider:

1. Recall that x_i in equilibrium maximize $x_i p_i - \gamma_i g(x_i)$, so creator i does not have the incentive to decrease her effort to $x \in [x_{i+1}, x_i]$;
2. When creator i decreases her effort to $x \in [0, x_{i+1})$, then we have

$$xp_j - \gamma_j g(x) < xp_i - \gamma_i g(x) < x_i p_i - \gamma_i g(x_i)$$

for any $j > i$, so creator i does not have the incentive to decrease her effort to $x \in [0, x_{i+1})$.

Combining the two cases above, we can conclude that no creator has the incentive to unilaterally decrease her effort level.

Step 2: We only need to consider the case that for any $i \in [n]$, creator $i + 1$ seeks to increase her effort to x_i .

Note that for all $j > i$, $\arg \max_x xp_i - \gamma_j g(x) < \arg \max_x xp_i - \gamma_i g(x)$. Due to the concavity of $xp_i - \gamma_j g(x)$, the most profitable deviation for creator j toward position i is exactly x_i (we ignore the infinitesimal perturbation $\varepsilon \rightarrow 0^+$). Then if creator $i + 1$ does not have the incentive to deviate to x_i , the above analysis implies that

$$x_i p_i - \gamma_{i+1} g(x_i) \leq x_{i+1} p_{i+1} - \gamma_{i+1} g(x_{i+1}).$$

If creator i does not have the incentive to deviate to x_{i-1} , similarly we have

$$x_{i-1} p_{i-1} - \gamma_i g(x_{i-1}) \leq x_i p_i - \gamma_i g(x_i).$$

Recall that $\gamma_i < \gamma_{i+1}$, combine the two inequalities above, we have

$$x_{i-1} p_{i-1} - \gamma_{i+1} g(x_{i-1}) \leq x_i p_i - \gamma_{i+1} g(x_i) \leq x_{i+1} p_{i+1} - \gamma_{i+1} g(x_{i+1}).$$

So creator $i + 1$ does not have the incentive to deviate to x_{i-1} . Inductively, we can conclude that if creator $i + 1$ does not have the incentive to deviate to x_i , then she does not have the incentive to deviate to any x_j with $j < i$. Combined with the result of Step 1, we only need to consider the case that for any $i \in [n]$, creator $i + 1$ seeks to increase her effort to x_i .

Step 3: Prove the proposition.

Recall the result in Proposition E.6, if $\gamma_1 < \dots < \gamma_n$, then in equilibrium, the page created by creator $i \in [n]$ will occupy position i . So, the best response of any creator $i \in [n]$ is $x_i = \arg \max_x xp_i - \gamma_i g(x)$.

Based on the results established in Step 2, the strategy profile constitutes a pure Nash equilibrium if and only if for every creator $i + 1$ with $i \in [n]$, there exists no incentive to unilaterally deviate to the effort level x_i . Formally,

$$x_i p_i - \gamma_{i+1} g(x_i) \leq x_{i+1} p_{i+1} - \gamma_{i+1} g(x_{i+1}),$$

associated with the first order conditions (F.O.C.)

$$p_i - \gamma_i g'(x_i) = 0, \quad p_{i+1} - \gamma_{i+1} g'(x_{i+1}) = 0,$$

we can derive that

$$\begin{aligned} x_i p_i - x_{i+1} p_{i+1} &\leq \gamma_{i+1} g(x_i) - \gamma_{i+1} g(x_{i+1}) \\ &= \frac{\gamma_{i+1}}{\gamma_i} \frac{g(x_i)}{g'(x_i)} p_i - \frac{g(x_{i+1})}{g'(x_{i+1})} p_{i+1}, \end{aligned}$$

then we can derive that

$$\left(x_i - \frac{\gamma_{i+1}}{\gamma_i} \frac{g(x_i)}{g'(x_i)} \right) p_i \leq \left(x_{i+1} - \frac{g(x_{i+1})}{g'(x_{i+1})} \right) p_{i+1}. \quad (21)$$

Because g is a strictly convex function, we have

$$g(x_{i+1}) < g(0) + g'(x_{i+1})x_{i+1} = g'(x_{i+1})x_{i+1},$$

thus $x_{i+1} - \frac{g(x_{i+1})}{g'(x_{i+1})} > 0$. Therefore, if $\frac{\gamma_{i+1}}{\gamma_i} \geq \frac{x_i g'(x_i)}{g(x_i)}$, the equation (21) must hold, thus completing the proof. \blacksquare

Example E.8 Consider the cost function $g(x) = x^2$. Then, we have $\frac{x_i g'(x_i)}{g(x_i)} = 2$. If $n = 3$, $\gamma_1 = 1$, $\gamma_2 = 2$, $\gamma_3 = 4$ and $p_1 = 0.8$, $p_2 = 0.6$, $p_3 = 0.4$, then the game admits a pure Nash equilibrium with effort levels $x_1 = 0.4$, $x_2 = 0.15$, and $x_3 = 0.05$.

We can easily verify that no creator has the incentive to unilaterally deviate from her effort level. For example, we can compute the utility of creator 3 when she chooses x_3 is $0.05 \times 0.4 - 4 \times (0.05)^2 = 0.01$, while her utility when deviating to x_2 is $0.15 \times 0.6 - 4 \times (0.15)^2 = 0 < 0.01$, and when deviating to x_1 is $0.4 \times 0.8 - 4 \times (0.4)^2 = -0.32 < 0.01$.

A natural question is whether a pure Nash equilibrium, when it exists, is the unique equilibrium of game $\mathcal{G}^{(n)}$. The following proposition provides a sufficient condition for the pure Nash equilibrium to be unique.

Proposition E.9 In game $\mathcal{G}^{(n)}$, if the elasticity of g ,

$$\eta_g(x) = \frac{xg'(x)}{g(x)},$$

is a non-decreasing function of x , then the pure Nash equilibrium is the unique equilibrium of game $\mathcal{G}^{(n)}$ whenever it exists.

Intuitively, the elasticity of the cost function measures its degree of convexity. For instance, the power function $g(x) = x^\beta$ has constant elasticity β , whereas the function $g(x) = xe^{-1/x}$, even though it is convex, has a decreasing elasticity $1 + \frac{1}{x}$. Indeed, as $x \rightarrow +\infty$, $g(x)$ approaches the linear asymptote $y = x - 1$, which is consistent with the idea that elasticity declines when convexity weakens.

If the elasticity is non-decreasing, the convexity of cost function does not diminish with increasing effort. Consequently, a creator with a higher cost parameter encounters a sharper rise in marginal cost when deviating toward the effort level of a lower-cost competitor. This reduces the incentive to deviate from the pure-strategy profile, and thus ensures that any pure Nash equilibrium is the unique equilibrium.

Proof : According to the first order condition for pure Nash equilibrium in equation (20), since g is strictly convex, the effort level of each creator in any pure Nash equilibrium is unique, thus there is only one pure Nash equilibrium. So we only need to show that no mixed strategy equilibrium exists.

Proof by contradiction. Assume a mixed Nash equilibrium exists. First note that in a mixed Nash equilibrium, for every creator i and any point x in the support of her strategy, the indifference condition yields

$$xW(\mathbf{F}_{-i}(x), \mathbf{p}) - \gamma_i g(x) = u_i.$$

By Lemma A.7 and the fact that each F_j is non-decreasing, the term $W(\mathbf{F}_{-i}(x), \mathbf{p})$ is non-decreasing in x . Differentiating both sides of the indifference condition therefore gives

$$W(\mathbf{F}_{-i}(x), \mathbf{p}) \leq \gamma_i g'(x). \quad (22)$$

Now suppose $\gamma_i < \gamma_j$. Because a pure Nash equilibrium exists, we have $u_j \geq x_i p_i - \gamma_j g(x_i)$, where $x_i = \arg \max_x x p_i - \gamma_i g(x)$. Let \underline{x}_i and \underline{x}_{i-1} be the infimum of the supports of creators i and $i - 1$ in the mixed Nash equilibrium, respectively. For any $x \in [\underline{x}_i, \underline{x}_{i-1}]$, we consider the following two cases.

1. **Case** $x \geq x_i$. Since $W(\mathbf{F}_{-j}(x), \mathbf{p}) \leq p_i$,

$$x_i p_i - \gamma_i g(x_i) > x p_i - \gamma_i g(x) \geq x W(\mathbf{F}_{-j}(x), \mathbf{p}) - \gamma_i g(x),$$

i.e.

$$\gamma_i(g(x) - g(x_i)) > x W(\mathbf{F}_{-j}(x), \mathbf{p}) - x_i p_i.$$

Because $\gamma_j > \gamma_i$ and $x \geq x_i$,

$$\gamma_j(g(x) - g(x_i)) > x W(\mathbf{F}_{-j}(x), \mathbf{p}) - x_i p_i,$$

Hence,

$$u_j \geq x_i p_i - \gamma_j g(x_i) > x W(\mathbf{F}_{-j}(x), \mathbf{p}) - \gamma_j g(x).$$

So x cannot belong to the support of the equilibrium strategy of creator j .

2. **Case** $x < x_i$. If x were in the support of the equilibrium strategy of creator j , then

$$\begin{aligned} u_j &= x W(\mathbf{F}_{-j}(x), \mathbf{p}) - \gamma_j g(x) < x W(\mathbf{F}_{-i}(x), \mathbf{p}) - \gamma_j g(x) \\ &\leq x \gamma_i g'(x) - \gamma_j g(x) = g(x) \left(\frac{x \gamma_i g'(x)}{g(x)} - \gamma_j \right) \leq g(x) \left(\frac{x_i \gamma_i g'(x_i)}{g(x_i)} - \gamma_j \right) \\ &= \frac{g(x)}{g(x_i)} (x_i p_i - \gamma_j g(x_i)) \leq \frac{g(x)}{g(x_i)} u_j < u_j, \end{aligned}$$

where the first strict inequality follows from $F_i(x) < F_j(x)$ (Proposition E.3) and the derivation of equation (7), the second inequality follows from inequality (22), and the third inequality follows from the assumption that the elasticity $\eta_g(x)$ is a non-decreasing function.

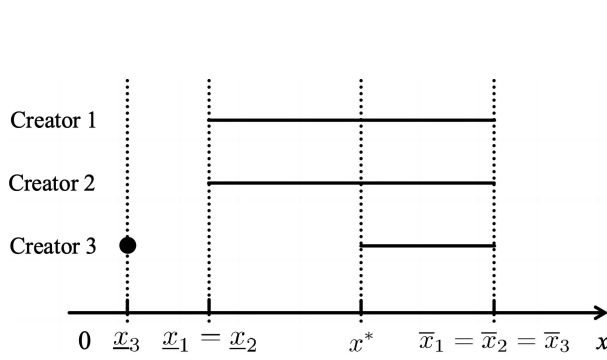
In both cases, for every $x \in [x_i, x_{i-1}]$, creator j fails to satisfy the indifference condition at x ; hence, such an x cannot belong to her equilibrium support. Since i and j were arbitrary, we first set $j = n$, then creator n must choose $\arg \max_x x p_n - \gamma_n g(x)$ with probability one, which leaves the equilibrium strategies of the first $n - 1$ creators unchanged. Proceeding recursively, we successively set $j = n - 1, n - 2, \dots, 2$. In each step, each creator j is forced to select $\arg \max_x x p_j - \gamma_j g(x)$ with probability one. Hence, no mixed Nash equilibrium can exist; thus, the pure Nash equilibrium (when it exists) is the unique Nash equilibrium of game $\mathcal{G}^{(n)}$. ■

E.3 An Example for $n = 3$

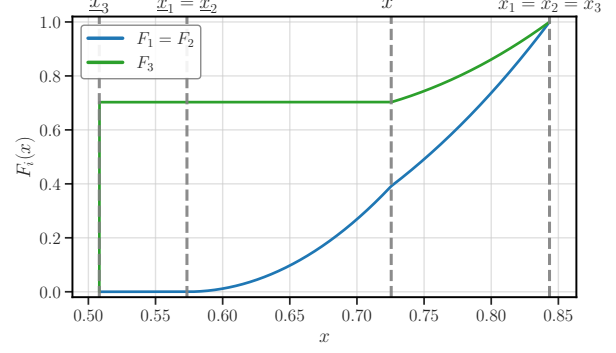
In this subsection, we present some examples of the mixed Nash equilibrium for the case where there are three creators ($n = 3$) with distinct cost parameters. The purpose of this example is to illustrate the complexity of the equilibrium structure when $n \geq 3$. Consider the case where $p_1 = 0.8$, $p_2 = 0.6$, $p_3 = 0.4$, and $g(x) = x^5$. Let $\gamma_1 = 1$, $\gamma_3 = 1.2$, and let γ_2 vary from 1 to 1.2.

Using numerical methods, we find that the equilibrium shifts smoothly from the $F_1 = F_2$ case to the $F_2 = F_3$ case as γ_2 increases from 1 to 1.2 with six distinct regimes. Note that the equilibria illustrated here may not be the unique equilibrium, but are intuitively reasonable and consistent with the results in Section E.1 and Section E.4.

Regime 1 ($\gamma_2 = 1$). In this regime, the equilibrium satisfies $F_1 = F_2$. Numerical results show that the infimums of the supports are $\underline{x}_3 \approx 0.508$ and $\underline{x}_1 = \underline{x}_2 \approx 0.573$, and the supremum of the support is $\bar{x}_1 = \bar{x}_2 = \bar{x}_3 \approx 0.843$. Creator 1 and creator 2 are active between the infimum and supremum of their strategies, while creator 3 is only active on $(0.726, 0.843]$ (we denote x^* as the

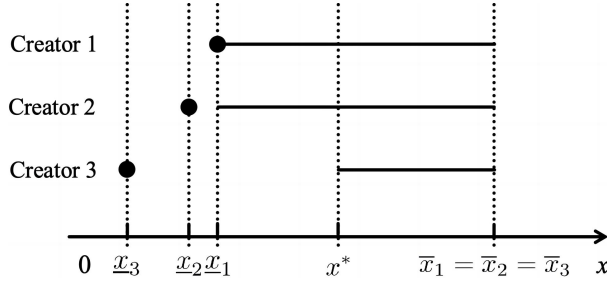


(a) Support of mixed Nash equilibrium (Regime 1)

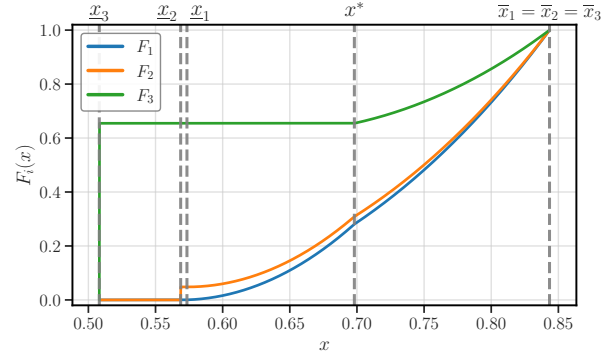


(b) CDFs of mixed Nash equilibrium (Regime 1)

Figure 10: Three-player equilibrium illustrations (Regime 1)



(a) Support of mixed Nash equilibrium (Regime 2)



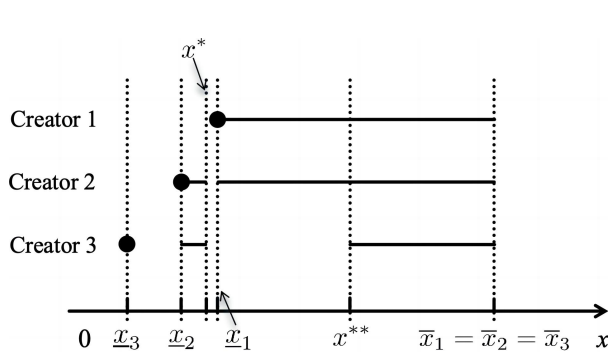
(b) CDFs of mixed Nash equilibrium (Regime 2)

Figure 11: Three-player equilibrium illustrations (Regime 2)

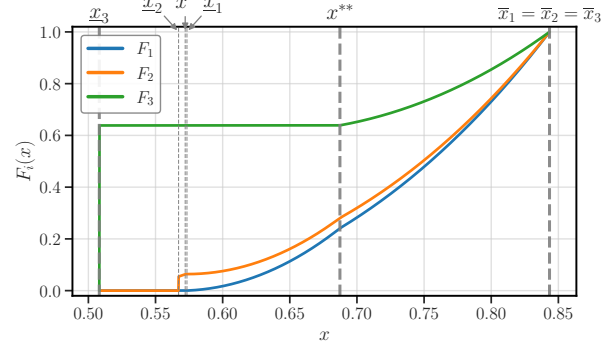
point where creator 3 starts to be active) and places an atom of probability approximately 0.749 at \underline{x}_3 . Figure 10 illustrates the support structure and CDFs of the mixed Nash equilibrium in this regime. The dots in the figure indicate points where the probability mass of a creator is strictly positive; that is, the CDF has an atom at those points. As shown in the proof of Theorem 4.1, such atoms cannot occur in a symmetric setting.

Regime 2 ($1 < \gamma_2 \leq 1.017$). In this regime, we take $\gamma_2 = 1.015$ as an example. Numerical results show that the infimums of the supports are $\underline{x}_3 \approx 0.508$, $\underline{x}_2 \approx 0.569$, and $\underline{x}_1 \approx 0.573$, and the supremum of the support is $\bar{x}_1 = \bar{x}_2 = \bar{x}_3 \approx 0.843$. Creator 1 is active between the infimum and supremum of her strategy and places an atom of probability approximately 0.000361 at \underline{x}_1 . Creator 2 is active on the support of creator 1's strategy and places an atom of probability approximately 0.0481 at \underline{x}_2 . Creator 3 only active on $(0.698, 0.843]$ and places an atom of probability approximately 0.655 at \underline{x}_3 . Figure 11 illustrates the support structure and CDFs of the mixed Nash equilibrium in this regime.

Regime 3 ($1.017 < \gamma_2 \leq 1.021$). In this regime, we take $\gamma_2 = 1.02$ as an example. Numerical results show that the infimums of the supports are $\underline{x}_3 \approx 0.508$, $\underline{x}_2 \approx 0.567$, and $\underline{x}_1 \approx 0.573$, and the supremum of the support is $\bar{x}_1 = \bar{x}_2 = \bar{x}_3 \approx 0.843$. Creator 1 is active between the infimum and supremum of her strategy and places an atom of probability approximately 0.000642 at \underline{x}_1 . Creator 2 is active over $[0.567, 0.572]$ and $(0.573, 0.843]$, and places an atom of probability

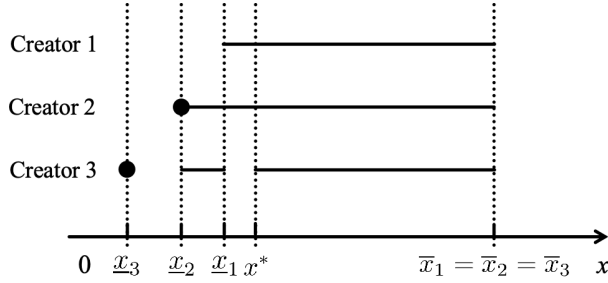


(a) Support of mixed Nash equilibrium (Regime 3)

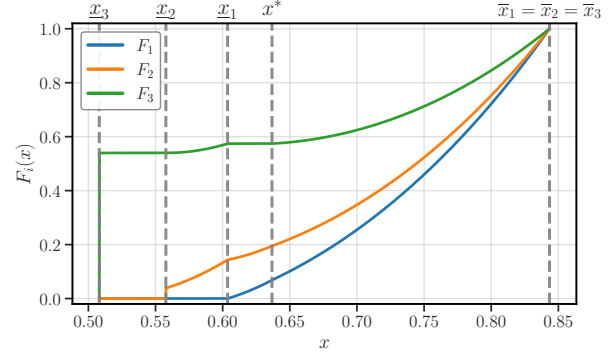


(b) CDFs of mixed Nash equilibrium (Regime 3)

Figure 12: Three-player equilibrium illustrations (Regime 3)



(a) Support of mixed Nash equilibrium (Regime 4)



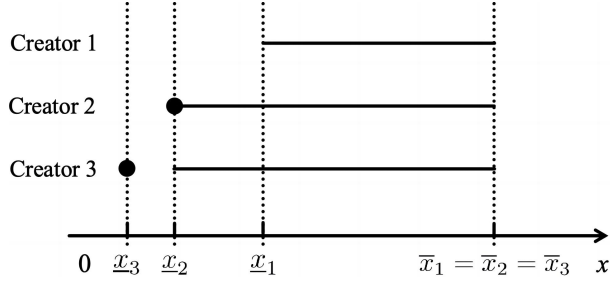
(b) CDFs of mixed Nash equilibrium (Regime 4)

Figure 13: Three-player equilibrium illustrations (Regime 4)

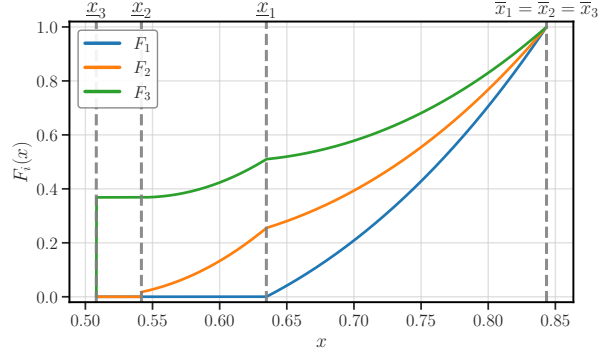
approximately 0.0543 at \underline{x}_2 . Creator 3 is active on $(0.567, 0.572]$ and $(0.687, 0.843]$, and places an atom of probability approximately 0.638 at \underline{x}_3 . Figure 12 illustrates the support structure (we denote $x^* = 0.572$ and $x^{**} = 0.687$) and CDFs of the mixed Nash equilibrium in this regime. Readers may note that in Figure 12b, F_3 appears constant on the interval $[0.567, 0.572]$. This is because the probability mass placed on that interval is extremely small (F_3 only increases from 0.6384 to 0.6388), making the variation visually indistinguishable in the figure.

Regime 4 ($1.021 < \gamma_2 \leq 1.066$). In this regime, we take $\gamma_2 = 1.05$ as an example. Numerical results show that the infimums of the supports are $\underline{x}_3 \approx 0.508$, $\underline{x}_2 \approx 0.558$, and $\underline{x}_1 \approx 0.604$, and the supremum of the support is $\bar{x}_1 = \bar{x}_2 = \bar{x}_3 \approx 0.843$. Creator 1 is active between the infimum and supremum of her strategy. Creator 2 is active between the infimum and supremum of her strategy and places an atom of probability approximately 0.0382 at \underline{x}_2 . Creator 3 is active on $(0.558, 0.604]$ and $(0.637, 0.843]$, and places an atom of probability approximately 0.540 at \underline{x}_3 . Figure 13 illustrates the support structure and CDFs of the mixed Nash equilibrium in this regime.

Regime 5 ($1.066 < \gamma_2 < 1.2$). In this regime, we take $\gamma_2 = 1.10$ as an example. Numerical results show that the infimums of the supports are $\underline{x}_3 \approx 0.508$, $\underline{x}_2 \approx 0.542$, and $\underline{x}_1 \approx 0.634$, and the supremum of the support is $\bar{x}_1 = \bar{x}_2 = \bar{x}_3 \approx 0.843$. Creator 1 is active between the infimum and supremum of her strategy. Creator 2 is active between the infimum and supremum of her strategy and places an atom of probability approximately 0.0175 at \underline{x}_2 . Creator 3 is active on $(0.634, 0.843]$,

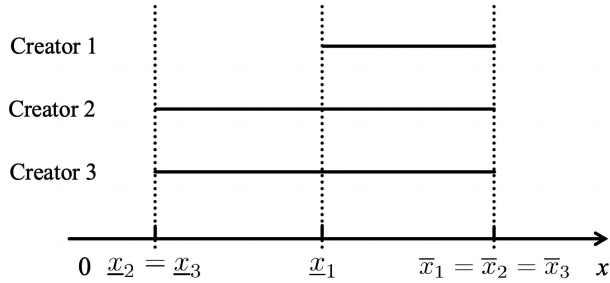


(a) Support of mixed Nash equilibrium (Regime 5)

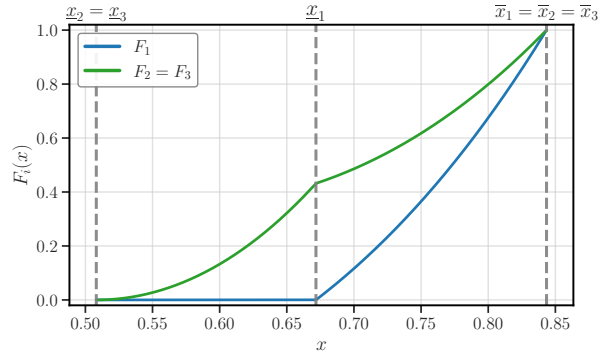


(b) CDFs of mixed Nash equilibrium (Regime 5)

Figure 14: Three-player equilibrium illustrations (Regime 5)



(a) Support of mixed Nash equilibrium (Regime 6)



(b) CDFs of mixed Nash equilibrium (Regime 6)

Figure 15: Three-player equilibrium illustrations (Regime 6)

and places an atom of probability approximately 0.368 at x_3 . Figure 14 illustrates the support structure and CDFs of the mixed Nash equilibrium in this regime.

Regime 6 ($\gamma_2 = 1.2$). In this regime, the equilibrium satisfies $F_2 = F_3$. Numerical results show that the infimums of the supports are $x_2 = x_3 \approx 0.508$ and $x_1 \approx 0.672$, and the supremum of the support is $\bar{x}_1 = \bar{x}_2 = \bar{x}_3 \approx 0.843$. Three creators are all active between the infimum and supremum of their strategies, and there is no point mass in their strategies. Figure 15 illustrates the support structure and CDFs of the mixed Nash equilibrium in this regime.

E.4 Properties of Equilibrium with $n = 2$

In this subsection, we focus on the special case where there are only two creators, i.e., $n = 2$. We provide a complete characterization of the Nash equilibrium configuration for any given cost parameters $\gamma_1, \gamma_2 > 0$. This characterization will serve as the foundation for the subsequent analysis of the binary-type setting.

Without loss of generality, consider the case where $\gamma_1 \leq \gamma_2$. Let $x_1 = \arg \max_x xp_1 - \gamma_1 g(x)$, $u_1 = x_1 p_1 - \gamma_1 g(x_1)$, $x_2 = \arg \max_x xp_2 - \gamma_2 g(x)$, $u_2 = x_2 p_2 - \gamma_2 g(x_2)$, $u'_2 = x_1 p_1 - \gamma_2 g(x_1)$.

Proposition E.10 *For two creators ($n = 2$) with $\gamma_1 \leq \gamma_2$, the Nash equilibrium falls into three distinct regimes:*

1. If $\gamma_1 = \gamma_2$, the unique equilibrium is a symmetric mixed Nash equilibrium.
2. If $\gamma_1 < \gamma_2$ and $u'_2 \leq u_2$, the unique equilibrium is the pure Nash equilibrium (x_1, x_2) .
3. If $\gamma_1 < \gamma_2$ and $u'_2 > u_2$, the equilibrium is unique and has the following structure:

- The infimum effort of Creator 2 satisfies

$$\underline{x}_2 = \arg \max_x xp_2 - \gamma_2 g(x), \quad (23)$$

and is played with an atom of probability q_2 .

- The infimum effort of Creator 1 satisfies

$$\underline{x}_1 = \arg \max_x x(q_2 p_1 + (1 - q_2)p_2) - \gamma_1 g(x), \quad (24)$$

and is played with an atom of probability q_1 .

- Both creators share common mixed strategy support $(\underline{x}_1, \bar{x}]$, where the boundaries are determined by

$$\underline{x}_1(q_1 p_1 + (1 - q_1)p_2) - \gamma_2 g(\underline{x}_1) = \underline{x}_2 p_2 - \gamma_2 g(\underline{x}_2), \quad (25)$$

$$\underline{x}_1(q_2 p_1 + (1 - q_2)p_2) - \gamma_1 g(\underline{x}_1) = \bar{x} p_1 - \gamma_1 g(\bar{x}), \quad (26)$$

$$\bar{x} p_1 - \gamma_2 g(\bar{x}) = \underline{x}_2 p_2 - \gamma_2 g(\underline{x}_2). \quad (27)$$

Let $u_1 = \max_x x(q_2 p_1 + (1 - q_2)p_2) - \gamma_1 g(x)$, $u_2 = \max_x xp_2 - \gamma_2 g(x)$, and let the CDF of the strategy of creator 1 and 2 be F_1 and F_2 . Then we have

$$\begin{aligned} F_1(x) &= \frac{u_2 + \gamma_2 g(x)}{x(p_1 - p_2)} - \frac{p_2}{p_1 - p_2}, \\ F_2(x) &= \frac{u_1 + \gamma_1 g(x)}{x(p_1 - p_2)} - \frac{p_2}{p_1 - p_2}. \end{aligned} \quad (28)$$

Figure 16a illustrates the support structure of the mixed Nash equilibrium in the third regime. Figure 16b illustrates the variation in the support of creator 1 strategy with γ_2 where $\gamma_1 = 1$, $g(x) = x^5$, $p_1 = 0.8$ and $p_2 = 0.6$. The upper curve traces the supremum \bar{x}_1 of the support, while the lower curve traces its infimum \underline{x}_1 . As γ_2 gradually increases from 1 to 3, the equilibrium strategy of Creator 1 shifts smoothly from the symmetric mixed Nash equilibrium form toward the pure Nash equilibrium form, with convergence to the pure strategy occurring around $\gamma_2 \approx 2.85$. This smooth transition illustrates the continuous connection among the three equilibrium regimes described in Proposition E.10, confirming the plausibility of the proposition.

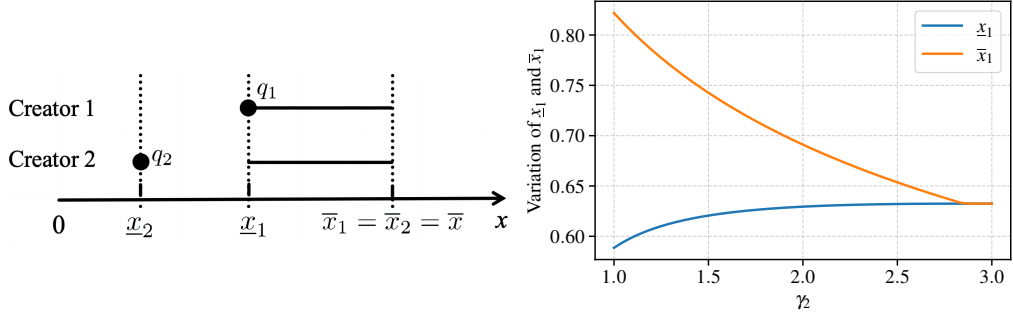
Proof : The first part of the proposition follows directly from Theorem 4.1. The second part is a direct consequence of Proposition E.6 and Proposition E.9. Then, we focus on proving the third part of the proposition. The proof can be divided into five steps:

Step 1: The mixed strategy intervals of two creators are necessarily identical.

Without loss of generality, suppose that interval (x', x'') is contained in the support of creator 1 but not in that of creator 2. Then for any $x \in (x', x'')$, the utility of creator 1 satisfies

$$u_1(x) = xW(\mathbf{F}_{-1}(x'), \mathbf{p}) - \gamma_1 g(x).$$

Due to the strict convexity of g , $u_1(x)$ is strictly concave in x , and hence is not constant on (x', x'') , contradicting the indifference condition for creator 1. Therefore, the mixed strategy intervals of two creators must be identical.



(a) Support of mixed Nash equilibrium (b) Variation in Creator 1's support with γ_2

Figure 16: Two-player equilibrium illustrations

Step 2: Equations (23) and (24) hold.

According to Corollary E.4, equation (23) holds. Then Step 1 implies that creator 2 would not be active before creator 1's infimum strategy, thus similar to Step 2 in the proof of Theorem 4.1, we can show that equation (24) holds.

Step 3: Equations (25)-(27) hold.

We first observe that after \underline{x}_1 neither creator can place further point masses, and there cannot be a gap before the supremum \bar{x} of the joint support. Otherwise, the indifference condition would be violated, as shown in Step 3 of the proof of Theorem 4.1 together with Corollary B.2. Consequently, by the conclusion of Step 1, both creators must take mixed strategies over the common interval $(\underline{x}_1, \bar{x}]$.

Then, according to the indifference condition of creator 2 at point \underline{x}_2 , \underline{x}_1 and \bar{x} , we have equations (25) and (27). Similarly, according to the indifference condition of creator 1 at point \underline{x}_1 and \bar{x} , we have equation (26).

Step 4: Equations (28) hold.

According to the indifference condition of creator 1 at any point $x \in (\underline{x}_1, \bar{x}]$, we have

$$u_1 = xW(\mathbf{F}_{-1}(x), \mathbf{p}) - \gamma_1 g(x) = x(F_2(x)p_1 + (1 - F_2(x))p_2) - \gamma_1 g(x).$$

Thus, we can derive the expression of $F_2(x)$. Similarly, we can derive the expression of $F_1(x)$ according to the indifference condition of creator 2.

Step 5: Equations (23)-(27) admit a unique solution.

Due to the strict convexity of g , equation (23) admits a unique solution for \underline{x}_2 . Then, given \underline{x}_2 , combined with the fourth part of Proposition B.3, the largest root of equation (27) gives a unique solution for \bar{x} .

Next, from (24) and the monotonicity of g , a larger p_2 leads to a larger \underline{x}_1 . Note that the right-hand side of (26) is constant once \bar{x} is given; therefore, (24) and (26) together uniquely determine \underline{x}_1 and q_2 .

Finally, when \underline{x}_1 is known, the left-hand side of (25) increases in p_1 , while the right-hand side is constant once \underline{x}_2 is fixed. Therefore, (25) uniquely determines the value of q_1 .

Combining the results of the five steps above, we complete the proof. \blacksquare

E.5 Results for Binary Types of Creators

We first prove the main theorem (Theorem 5.2) through Proposition E.11 and Proposition E.13. Firstly, Proposition E.11 establishes the uniqueness of u_H (Corollary E.4 guarantees the uniqueness

of u_L). Secondly, Proposition E.13 characterizes the condition under which the equilibrium is separated, as well as the uniqueness of the equilibrium in the separated case. Moreover, Proposition E.13 also characterizes the equilibrium in the separated case more explicitly.

Proposition E.11 *In game $\mathcal{G}^{(2)}$, let $[\underline{x}_H^u, \bar{x}_H^u]$ be the support of F_H^u , $u_L = \max_x xp_n - \gamma_L g(x)$ be the equilibrium utility of type-L creators, u_L^u denote the utility that type-L creators would obtain by the best response against F_H^u on $[\underline{x}_H^u, \bar{x}_H^u]$, u_H be the equilibrium utility of type-H creators, and $\bar{u}_H = \max_x xp_{n_H} - \gamma_H g(x)$. Then*

1. u_L^u is strictly increasing in u .
2. If $u_L^{\bar{u}_H} \leq u_L$, then the equilibrium is separated with $u_H = \bar{u}_H$.
3. If $u_L^{\bar{u}_H} > u_L$, then $u_L^u = u_L$ if and only if $u = u_H$.
4. u_H is unique.

Part 1 of Proposition E.11 implies that a bisection search can be used to determine u_H . A lower bound of u_H is $\underline{u}_H = \underline{x}_L p_n - \gamma_H g(\underline{x}_L)$ (by Lemma E.12 below); an upper bound is $\bar{u}_H = \max_x xp_{n_H} - \gamma_H g(x)$ (by Proposition B.3). According to Part 2, we first compute $u_L^{\bar{u}_H}$ and compare it with u_L . If $u_L^{\bar{u}_H} \leq u_L$, the equilibrium is separated and $u_H = \bar{u}_H$. Otherwise, according to Part 3, we perform a bisection on the interval $[\underline{u}_H, \bar{u}_H]$: for each trial value u_H we compute $u_L^{u_H}$ and compare it with u_L , thus shrinking the interval until a value satisfying $u_L^{u_H} = u_L$ is located. In practice, due to finite numerical precision, the bisection can be terminated when $u_L^{u_H}$ is sufficiently close to u_L . The algorithm for computing u_H is summarized in Algorithm 2.

Lemma E.12 *In game $\mathcal{G}^{(2)}$, the utility of type-H creators (denoted as u_H) in any equilibrium satisfies*

$$u_H > \underline{x}_L p_n - \gamma_H g(\underline{x}_L),$$

where $\underline{x}_L = \arg \max_x xp_n - \gamma_L g(x)$.

Proof : By Corollary E.4, the infimum of the support of type-L creators is just \underline{x}_L . It is obvious that in any equilibrium, type-H creators must achieve a utility of at least $\underline{x}_L p_n - \gamma_H g(\underline{x}_L)$; otherwise, a type-H creator can deviate by choosing effort level \underline{x}_L and obtain a higher utility.

Let $x' = \arg \max_x xp_n - \gamma_H g(x)$, then $x' > \underline{x}_L$ since $\gamma_H < \gamma_L$. Consider a deviation where a type-H creator (denoted as creator h) chooses effort level x' , the resulting utility is

$$u'_H = x' W(\mathbf{F}_{-h}(x'), \mathbf{p}) - \gamma_H g(x') \geq x' p_n - \gamma_H g(x') > \underline{x}_L p_n - \gamma_H g(\underline{x}_L).$$

Thus in any Nash equilibrium, type-H creators must achieve a utility strictly greater than $\underline{x}_L p_n - \gamma_H g(\underline{x}_L)$. \blacksquare

Then we provide the proof of Proposition E.11.

Proof :

1. First, we rewrite equation (3) as

$$\sum_{i=1}^{n_H} \binom{n_H-1}{i-1} [F_H^u(x)]^{n_H-i} [1 - F_H^u(x)]^{i-1} p_i = \frac{u + \gamma_H g(x)}{x}.$$

By Lemma D.7, the left-hand side is strictly increasing in $F_H^u(x)$, while the right-hand side is clearly strictly increasing in u . Therefore, when u increases to u' , we have $F_H^{u'}(x) > F_H^u(x)$. Consequently, $\underline{x}_H^{u'} < \underline{x}_H^u$ and $\bar{x}_H^{u'} < \bar{x}_H^u$.

Let $u_L^u(x)$ denote the utility of a type- L creator at effort level $x \in [\underline{x}_H^u, \bar{x}_H^u]$ when type- H creators adopt the pseudo strategy F_H^u . Then we have

$$u_L^u(x) = x \left(\sum_{i=1}^{n_H+1} \binom{n_H}{i-1} [F_H^u(x)]^{n_H-i+1} [1 - F_H^u(x)]^{i-1} p_i \right) - \gamma_L g(x). \quad (29)$$

According to Lemma D.7, the summation term is strictly increasing in $F_H^u(x)$. Thus for any $x \in [\underline{x}_H^u, \bar{x}_H^u]$, the inequality $F_H^{u'}(x) > F_H^u(x)$ implies $u_L^{u'}(x) > u_L^u(x)$.

Now take any $x \in (\bar{x}_H^{u'}, \bar{x}_H^u]$. Define the auxiliary function $v(x) = xp_1 - \gamma_L g(x)$, we claim that $v(x)$ is strictly decreasing in x over the interval $(\bar{x}_H^{u'}, \bar{x}_H^u]$. To see this, note that $\bar{u}_H = \max_x xp_n - \gamma_H g(x)$ is the highest attainable utility of type- H creators in any equilibrium, then by the forth part of Proposition B.3, we have $\bar{x}_H^{u'} \geq \bar{x}$, where \bar{x} is defined in the forth part of Proposition B.3. Since $v(x)$ is strictly decreasing for $x > \bar{x}$, it remains strictly decreasing on $(\bar{x}_H^{u'}, \bar{x}_H^u]$. Hence, for any $x \in (\bar{x}_H^{u'}, \bar{x}_H^u]$,

$$u_L^{u'}(\bar{x}_H^{u'}) = \bar{x}_H^{u'} p_1 - \gamma_L g(\bar{x}_H^{u'}) > xp_1 - \gamma_L g(x) \geq u_L^u(x).$$

Combining the two parts above, we conclude that the maximum of $u_L^{u'}(x)$ is strictly larger than the maximum of $u_L^u(x)$. Conversely, if $u' < u$, a symmetric argument shows that the maximum of $u_L^{u'}(x)$ is strictly smaller than the maximum of $u_L^u(x)$.

2. Let F_L denote the strategy that satisfies

$$x \left(\sum_{i=1}^{n_L} \binom{n_L-1}{i-1} [F_L(x)]^{n_L-i} [1 - F_L(x)]^{i-1} p_{n_H+i} \right) - \gamma_L g(x) = u_L, \quad (30)$$

then the pair where type- L creators adopt F_L and type- H creators adopt the pseudo-strategy $F_H^{\bar{u}_H}$ constitutes an equilibrium. Indeed, by the discussion in Section 4.1, F_L and $F_H^{\bar{u}_H}$ are the mixed Nash equilibrium strategies for type- L and type- H creators in their respective games. Moreover, the inequality $u_L \geq u_L^{\bar{u}_H}$ implies that type- L creators have no incentive to deviate into the interval $[\underline{x}_H^{\bar{u}_H}, \bar{x}_H^{\bar{u}_H}]$. As for type- H creators, any deviation into the support of F_L would yield a utility strictly lower than $u_H = \max_x xp_{n_H} - \gamma_H g(x)$; consequently, they also have no incentive to deviate into the support of F_L . Thus, the profile $(F_L, F_H^{\bar{u}_H})$ forms an equilibrium.

To complete the proof of this part, it remains to show that this equilibrium is the unique equilibrium of game $\mathcal{G}^{(2)}$. It is clearly the only separated equilibrium, so we only need to rule out the existence of any hybrid equilibrium. Suppose, for contradiction, that a hybrid equilibrium does exist. In such an equilibrium, type- L creators no longer choose effort levels strictly below the lower bound of the support of type- H creators with probability 1, and therefore the equilibrium utility of type- H creators would then be strictly lower than \bar{u}_H . By Part 1, the equilibrium utility of type- L creators would then be strictly smaller than $u_L^{\bar{u}_H}$ and hence also smaller than u_L . This contradicts the definition of an equilibrium. Hence, no hybrid equilibrium exists.

3. If $u_L^{\bar{u}_H} > u_L$, then Part 1 implies that $u_H < \bar{u}_H$. Denote $x_H^* = \arg \max_x xp_{n_H} - \gamma_H g(x)$, and let $[\underline{x}_H, \bar{x}_H]$ and $[\underline{x}_L, \bar{x}_L]$ denote the supports of type- H and type- L creators' equilibrium

strategies, respectively (note that for type- H creators, $[\underline{x}_H^u, \bar{x}_H^u]$ denotes the support of pseudo strategy, $[\underline{x}_H, \bar{x}_H]$ denotes the support of equilibrium strategy). By the proof of Part 1, $u_H < \bar{u}_H$ implies that $\underline{x}_H > x_H^*$. We claim that $\bar{x}_L \geq \underline{x}_H$, otherwise any type- H creator can deviate to choose effort level $\underline{x}_H - \varepsilon$ ($\varepsilon \rightarrow 0^+$) to obtain a higher utility.

With the above observations, we now prove the “if” part. If $u = u_H$, we first show that $[\underline{x}_H^{u_H}, \bar{x}_H^{u_H}] \subseteq [\underline{x}_H, \bar{x}_H]$. Consider the interval $[\bar{x}_L, \bar{x}_H]$. Since the support of type- L creators lies entirely below this interval, the indifference condition implies that the pseudo strategy of type- H creators coincides with their equilibrium strategy on this interval, hence $\bar{x}_H^{u_H} = \bar{x}_H$. Let F_L be the CDF of the equilibrium strategy of type- L creators, $F_L^{u_H}$ the CDF that type- L creators adopt when type- H creators adopt pseudo strategy $F_H^{u_H}$. By definition of the pseudo strategy, $F_L^{u_H}(x) \equiv 1$ for $x \geq \underline{x}_H^{u_H}$. For $x \in [\underline{x}_H^{u_H}, \bar{x}_L]$, we have $F_L(x) < 1 = F_L^{u_H}(x)$. Because the utilities of type- L creators under the equilibrium and under the pseudo strategy are equal on $[\underline{x}_H^{u_H}, \bar{x}_L]$, it must be that $F_H(x) \geq F_H^{u_H}(x)$ (where F_H is the equilibrium CDF of type- H creators), and thus $\underline{x}_H \leq \underline{x}_H^{u_H}$. Together with $\bar{x}_H^{u_H} = \bar{x}_H$, we obtain $[\underline{x}_H^{u_H}, \bar{x}_H^{u_H}] \subseteq [\underline{x}_H, \bar{x}_H]$.

Consider the interval $[\bar{x}_L, \bar{x}_H]$, as argued above, the equilibrium strategy and the pseudo strategy coincide on this interval. Therefore, at \bar{x}_L the utility of type- L creators is $u_L^{u_H}(\bar{x}_L) = u_L$, implying $u_L^{u_H} \geq u_L$. It remains to show that $u_L^{u_H}$ cannot exceed u_L . Take any $x \in [\underline{x}_H^{u_H}, \bar{x}_H^{u_H}]$, then $x \in [\underline{x}_H, \bar{x}_H]$ according to the above discussion. In equilibrium the utility of type- L creators at x is u_L , while the inequality $F_H(x) \geq F_H^{u_H}(x)$ established above yields $u_L^{u_H}(x) \leq u_L$. Hence $u_L^{u_H} = u_L$.

We now prove the “only if” part. Suppose, for contradiction, that there exists some $u \neq u_H$ such that $u_L^u = u_L$. By Part 1 and Part 2, u_L^u is strictly monotone in u , therefore $u_L^u \neq u_L^{u_H} = u_L$, a contradiction.

4. According to Part 2, when $u_L^{\bar{u}_H} \leq u_L$, the equilibrium is unique, and consequently the equilibrium utility u_H is unique as well. If instead $u_L^{\bar{u}_H} > u_L$, there must exist some u for which $u_L^u < u_L$: Indeed, the proof of Part 1 implies that there exists sufficiently small u such that $\underline{x}_H^u p_1 - \gamma_L g(\underline{x}_H^u) < u_L$. Moreover, by Part 1 together with the fact that the pseudo strategy F_H^u varies continuously with u , there exists a unique u^* such that $u_L^{u^*} = u_L$. Part 3 then implies that this u^* coincides with the equilibrium utility u_H and is unique. In all cases, therefore, the equilibrium utility u_H is unique. ■

Denote $[\underline{x}_L, \bar{x}_L]$ and $[\underline{x}_H, \bar{x}_H]$ as the supports of type- L and type- H creators, respectively. Based on the above proposition, the characterization of the separated equilibrium is straightforward, which we summarize in the following proposition.

Proposition E.13 *In game $\mathcal{G}^{(2)}$, the equilibrium is separated if and only if one of the following two conditions holds:*

1. $u_L^{\bar{u}_H} \leq u_L$. In this case if $u_L^{\bar{u}_H} < u_L$, or $u_L^{\bar{u}_H} = u_L$ but $u_L^{\bar{u}_H}$ is attained at some $x' \in (\underline{x}_H^{\bar{u}_H}, \bar{x}_H^{\bar{u}_H}]$, then $\bar{x}_L < \underline{x}_H$.
2. There exists a u such that $u_L^u = u_L$ and u_L^u is attained at \underline{x}_H^u . In this case $\bar{x}_L = \underline{x}_H$.

Moreover, $\underline{x}_H = \underline{x}_H^{u_H}$ and $\bar{x}_H = \bar{x}_H^{u_H}$ in both cases, where u_H is the equilibrium utility of type- H creators determined in Proposition E.11. Whenever the equilibrium is separated, it is the unique equilibrium of game $\mathcal{G}^{(2)}$.

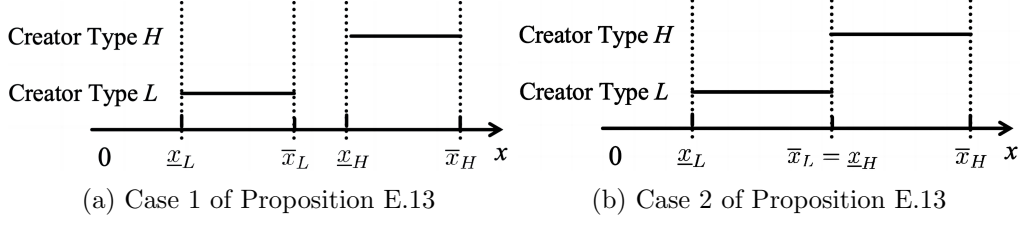


Figure 17: Support structure of separated equilibrium

Proof :

1. It follows directly from Part 2 of Proposition E.11.
2. We first show that $\bar{x}_L = \underline{x}_H^u$. Otherwise, if $\bar{x}_L < \underline{x}_H^u$, denote $x_H^* = \arg \max_x xp_{n_H} - \gamma_H g(x)$. Then according to the proof of Part 1 of Proposition E.11, $u < \bar{u}_H$ implies that $\underline{x}_H^u > x_H^*$. Thus, any type- H creator can deviate to choose effort level $\underline{x}_H - \varepsilon$ ($\varepsilon \rightarrow 0^+$) to obtain a higher utility. If instead $\bar{x}_L > \underline{x}_H^u$, since the support structure in Figure 17b can be seen as a special case of the support structure of a hybrid equilibrium shown in Figure 19b, by the argument in the proof of Proposition E.17, the support structure cannot be the case shown in Figure 19a, thus no hybrid equilibrium exists in this case, which implies that \bar{x}_L cannot be strictly greater than \underline{x}_H^u . Therefore, we have $\bar{x}_L = \underline{x}_H^u$.

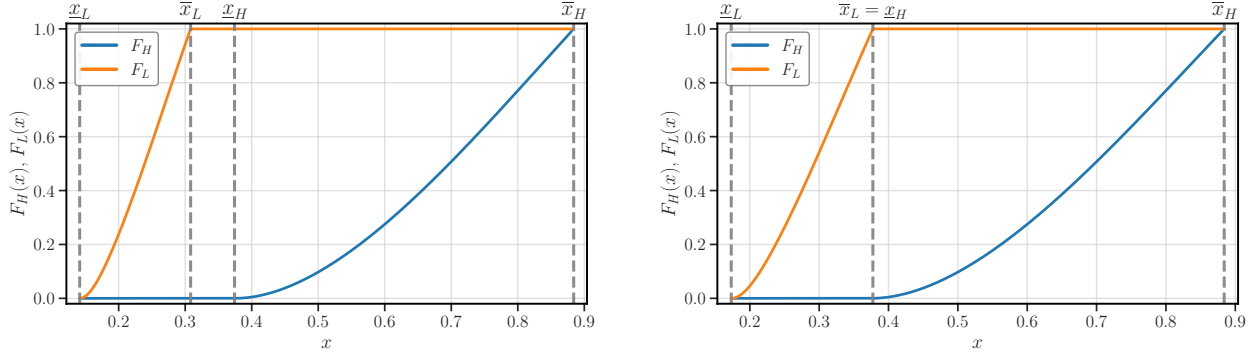
Let F_L denote the strategy that satisfies equation (30). Consider the profile (F_L, F_H^u) in which type- L creators adopt F_L and type- H creators adopt the pseudo-strategy F_H^u . The discussion above then demonstrates that (F_L, F_H^u) is the only possible separated equilibrium (implied by the argument that rules out the case $\bar{x}_L < \underline{x}_H^u$), and there is no hybrid equilibrium (evident from the argument that excludes the case $\bar{x}_L > \underline{x}_H^u$). Hence, (F_L, F_H^u) is indeed the unique equilibrium of game $\mathcal{G}^{(2)}$ with $\bar{x}_L = \underline{x}_H$, $\underline{x}_H = \underline{x}_H^u$ and $\bar{x}_H = \bar{x}_H^u$.

If neither of the two cases holds, then $\bar{u}_L^H > u_L$ (thus $u_H < \bar{u}_H$) and there exists a u such that $u_L^u = u_L$ and u_L^u is attained at some $x' \in (\underline{x}_H^u, \bar{x}_H^u]$. We consider the following two sub-cases: (1) if $\bar{x}_L < \underline{x}_H$, then $u_H = \bar{u}_H$, which contradicts the assumption; (2) if $\bar{x}_L = \underline{x}_H$, the indifference condition of type- L creators implies that $u_L = u_L^u$ is attained at \underline{x}_H^u , contradicting the assumption. Therefore, if neither of the two cases holds, the equilibrium must be hybrid. ■

According to Proposition E.13, Figure 17 illustrates the support structure of the separated equilibrium in the two cases. The key difference is whether type- L creators exert effort at the infimum of the support of type- H creators. We provide a numerical example of the separated equilibrium in Example E.14.

Example E.14 Consider a setting with $n_H = n_L = 5$, $p_1 = 0.9, p_2 = 0.75, p_3 = 0.63, p_4 = 0.52, p_5 = 0.42, p_6 = 0.34, p_7 = 0.28, p_8 = 0.24, p_9 = 0.20, p_{10} = 0.18$, and $g(x) = x^3$. Let $\gamma_H = 1$, then numerical computation yields:

1. If $\gamma_L = 3$, then the structure of the unique mixed Nash equilibrium corresponds to case 1 in Proposition E.13, with the support of type- H creators being approximately $[0.374, 0.884]$ and that of type- L creators being approximately $[0.141, 0.308]$.
2. If $\gamma_L = 2$, then the structure of the unique mixed Nash equilibrium corresponds to case 2 in Proposition E.13, with the support of type- H creators being approximately $[0.377, 0.884]$ and that of type- L creators being approximately $[0.173, 0.377]$.



(a) Equilibrium CDFs with $\gamma_L = 3$ in Example E.14 (b) Equilibrium CDFs with $\gamma_L = 2$ in Example E.14

Figure 18: Equilibrium CDFs in Example E.14

Next, we turn to the explicit characterization of hybrid equilibria. Unlike separated equilibria, hybrid equilibria exhibit greater complexity, since the structure of the active interval for type- L creators within $[\underline{x}_H, \bar{x}_H]$ can be highly intricate (for instance, it may contain multiple gaps). Therefore, we introduce the following two technical assumptions to make the analysis more tractable. The rationality for these two assumptions will be discussed in detail in Appendix E.5.1 and Appendix E.5.2, respectively.

To state the first assumption, let $u_L^u(x)$ denote the utility of a type- L creator at effort level $x \in [\underline{x}_H^u, \bar{x}_H^u]$ when type- H creators adopt the pseudo strategy F_H^u . Based on this, we introduce the first assumption:

Assumption E.15 *In game $\mathcal{G}^{(2)}$, $u_L^{u_H}(x)$ is quasiconvex on $[\underline{x}_H^{u_H}, \bar{x}_H^{u_H}]$, where u_H is the equilibrium utility of type- H creators determined in Proposition E.11.*

This assumption implies that the maximum of $u_L^{u_H}(x)$ over $[\underline{x}_H^{u_H}, \bar{x}_H^{u_H}]$ must be attained at one of the endpoints of the interval. Given this assumption, we claim that the supremum of type- L creators' equilibrium strategy is either \underline{x}_H or \bar{x}_H . Indeed, according to Proposition E.13, if $u_L^{u_H}(x)$ attains its maximum at $\underline{x}_H^{u_H}$, then the equilibrium is separated, and thus the supremum of the equilibrium strategy of type- L creators is \underline{x}_H ; if $u_L^{u_H}(x)$ reaches its maximum at $\bar{x}_H^{u_H}$, suppose by contradiction that the supremum of the equilibrium strategy of type- L creators is some interior point x' . In this case, the indifference condition of equilibrium implies that the equilibrium strategy of type- H creators over $[x', \bar{x}_H]$ coincides with the pseudo strategy. Since $u_L^{u_H}(x)$ attains its maximum at $\bar{x}_H^{u_H}$, the utility of type- L creators at \bar{x}_H would be strictly greater than that at x' , leading to a contradiction.

Under the preceding assumption, the supremum of the support of the equilibrium strategy of type- L creators is restricted to either \underline{x}_H or \bar{x}_H . However, even if the supremum equals \bar{x}_H , the structure of the active interval of type- L creators over $[\underline{x}_H, \bar{x}_H]$ may still be quite complicated. To further simplify the analysis, we introduce the second assumption:

Assumption E.16 *In game $\mathcal{G}^{(2)}$, if the supremum of the equilibrium strategy of type- L creators is \bar{x}_H , then type- L creators are active on the entire interval $[x^*, \bar{x}_H]$ for some $x^* \in [\underline{x}_H, \bar{x}_H]$.*

The assumption implies that the active interval of type- L creators on $[\underline{x}_H, \bar{x}_H]$ contains no gaps. This is a natural simplification, as the no-gap property already holds in symmetric settings (Corollary B.2) and significantly simplifies the subsequent analysis.

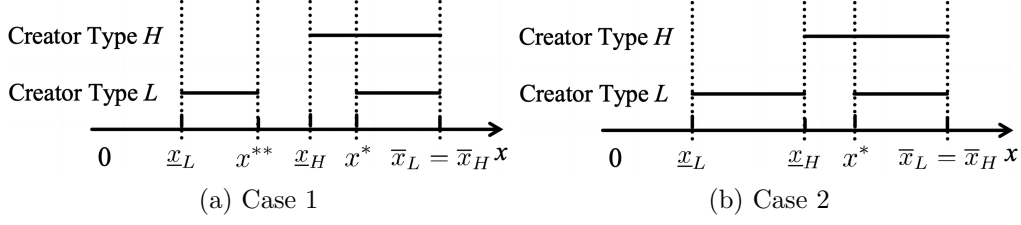


Figure 19: Support structure of hybrid equilibrium

Proposition E.17 *In game $\mathcal{G}^{(2)}$, under Assumption E.15 and E.16, if there exists a u such that $u_L^u = u_L$ and u_L^u is attained at \bar{x}_H^u , then the equilibrium is hybrid with equilibrium utility of type- H creators $u_H = u$. The support of a hybrid equilibrium belongs to one of the two configurations displayed in Figure 19; these two configurations are mutually exclusive for a given parameter tuple $(n_H, n_L, \gamma_H, \gamma_L, \mathbf{p}, g(x))$.*

Moreover, if the sufficient condition given in Proposition E.22 holds, then the hybrid equilibrium with the support structure illustrated in Figure 19 is unique.

As can be observed, the two possible support structures for a hybrid equilibrium shown in Figure 19 differ in whether type- L creators are active on the entire interval $[\underline{x}_L, \underline{x}_H]$. We illustrate the hybrid equilibrium with a numerical example in Example E.19.

Proof : We first show that the support structure of a hybrid equilibrium is one of the two configurations shown in Figure 19. According to Assumption E.16, type- L creators are active on the entire interval $[x^*, \bar{x}_H]$ for some $x^* \in [\underline{x}_H, \bar{x}_H]$. Thus, the support structure on $[\underline{x}_H, \bar{x}_H]$ must align with the configurations in Figure 19. Note that if $n_H = 1$, then analogous to Step 1 in the proof of Proposition E.10, type- L creators must be active on the entire interval $(\underline{x}_H, \bar{x}_H]$. Moreover, if the support structure of Figure 19a occurs, then the equilibrium strategy of type- H creators has an atom at \underline{x}_H , otherwise the utility of type- L creators at \underline{x}_H would be strictly lower than that at x^{**} , contradicting the indifference condition.

Now consider the support structure on $[\underline{x}_L, \underline{x}_H]$. If $n_L = 1$, then Step 1 in the proof of Proposition E.10 implies that the strategy of type- L creators on $[\underline{x}_H, \bar{x}_H]$ reduces to a point mass, thus aligning with the configuration in Figure 19a with $x_L = x^{**}$. If $n_L \geq 2$, then Theorem 4.1 implies that type- L creators must be active on the entire interval $[\underline{x}_L, x^{**}]$ for some $x^{**} \in [\underline{x}_L, \underline{x}_H]$. Therefore, if $x^{**} < \underline{x}_H$, then the support structure on $[\underline{x}_L, \underline{x}_H]$ aligns with that in Figure 19a; otherwise, if $x^{**} = \underline{x}_H$, it aligns with that in Figure 19b with $x_L = \underline{x}_H$.

Then we prove that the two configurations are mutually exclusive for a given parameter tuple $(n_H, n_L, \gamma_H, \gamma_L, \mathbf{p}, g(x))$. Suppose, for contradiction, that both configurations constitute equilibria. To distinguish the two configurations, we add superscripts 1 and 2 to the notations in Figure 19a and Figure 19b, respectively. Consider the configuration in Figure 19a, then Step 2 in the proof of Lemma B.1 implies that

$$\underline{x}_H^1 = \arg \max_x xW(\mathbf{F}_{-h}^1(x^{**}), \mathbf{p}) - \gamma_H g(x), \quad \forall h \in \{1, \dots, n_H\}. \quad (31)$$

Let q_1 denote the mass of type- L creators on $[\underline{x}_L^1, x^{**}]$ in Figure 19a, q_2 the mass of type- L creators on $[\underline{x}_L^2, \underline{x}_H^2]$ in Figure 19b. Recall that the equilibrium utility of type- H creators u_H is unique, the equation (31) yields $q_1 \leq q_2$. Then the uniqueness of symmetric equilibrium implies that $x^{**} \leq \underline{x}_H^2$. If $q_1 = q_2$, then $x^{**} = \underline{x}_H^2$, which aligns with the configuration in Figure 19b rather than that in Figure 19a. Therefore, we assume $q_1 < q_2$ (hence $x^{**} < \underline{x}_H^2$). We thus have two possible cases:

1. $\underline{x}_H^2 \leq \underline{x}_H^1$: Since $\underline{x}_H^2 > x^{**}$, we have $x' := \arg \max_x xW(\mathbf{F}_{-h}^2(\underline{x}_H^2), \mathbf{p}) - \gamma_H g(x) > \underline{x}_H^1 \geq \underline{x}_H^2$ for all $h \in \{1, \dots, n_H\}$. Thus, if any type- H creator follows the strategy in Figure 19b, we have

$$\begin{aligned} x'W(\mathbf{F}_{-h}^2(x'), \mathbf{p}) - \gamma_H g(x') &> x'W(\mathbf{F}_{-h}^1(\underline{x}_H^2), \mathbf{p}) - \gamma_H g(x') \\ &> \underline{x}_H^2 W(\mathbf{F}_{-h}^1(\underline{x}_H^2), \mathbf{p}) - \gamma_H g(\underline{x}_H^2), \end{aligned}$$

which contradicts the indifference condition of equilibrium.

2. $\underline{x}_H^2 > \underline{x}_H^1$: In this case, we have $W(\mathbf{F}_{-h}^2(\underline{x}_H^1), \mathbf{p}) > W(\mathbf{F}_{-h}^1(\underline{x}_H^1), \mathbf{p})$ for all $h \in \{1, \dots, n_H\}$. Thus, if any type- H creator follows the strategy in Figure 19b, a deviation to the effort level \underline{x}_H^1 would yield a strictly higher utility than u_H , which contradicts the indifference condition of equilibrium.

Finally, we establish the uniqueness of the hybrid equilibrium when the sufficient condition stated in Proposition E.22 holds. If the support structure follows Figure 19a, Theorem 4.1 guarantees that the equilibrium strategy of type- L creators is uniquely determined on $[\underline{x}_L^1, x^{**}]$. From equation (31), we have $u_H = \max_x xW(\mathbf{F}_{-h}^1(x^{**}), \mathbf{p}) - \gamma_H g(x)$. Since $W(\mathbf{F}_{-h}^1(x^{**}), \mathbf{p})$ is strictly increasing in x^{**} , the value of x^{**} (and thus \underline{x}_H^1) is uniquely determined. On $[\underline{x}_H^1, x^*]$, the equilibrium strategy of type- H creators is also uniquely determined by Theorem 4.1. Due to the quasiconvexity required by Assumption E.15, there exists a unique x^* satisfying $u_L = x^*W(\mathbf{F}_{-l}^1(x^*), \mathbf{p}) - \gamma_L g(x^*)$. Then if the sufficient condition given in Proposition E.22 holds, the equilibrium strategy of type- L and type- H creators are uniquely determined on $[x^*, \bar{x}_H]$. Hence, the equilibrium is unique in this configuration.

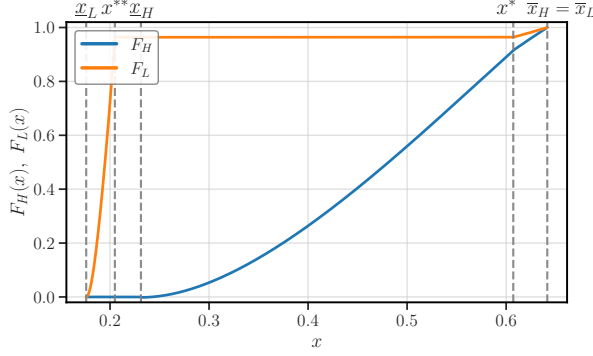
A parallel argument applies when the support structure corresponds to Figure 19b, except the \underline{x}_H^2 is determined by $u_H = \underline{x}_H^2 W(\mathbf{F}_{-h}^2(\underline{x}_H^2), \mathbf{p}) - \gamma_H g(\underline{x}_H^2)$. ■

Remark E.18 *As shown in the proof, when $n_L = 1$, the strategy of type- L creators on $[\underline{x}_H, \bar{x}_H]$ reduces to a point mass, so only the case depicted in Figure 19a can occur. When $n_H = 1$, type- L creators must be active on the entire interval $(\underline{x}_H, \bar{x}_H]$; moreover, if the support structure of Figure 19a occurs, then the equilibrium strategy of type- H creators has an atom at \underline{x}_H . Finally, when $n_H = n_L = 1$, we provide a complete characterization of the equilibrium configuration in Section E.4, where we explicitly describe the equilibrium strategies and prove the uniqueness of the equilibrium without relying on Assumption E.15 and Assumption E.16.*

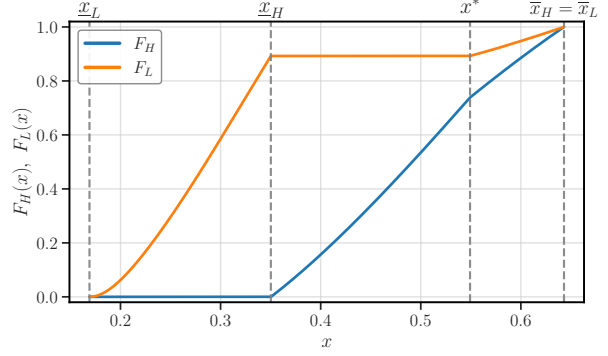
Example E.19 *Consider the following two cases:*

1. *Case 1: Consider a setting with $n_H = 6, n_L = 4, p_1 = 0.9, p_2 = 0.75, p_3 = 0.63, p_4 = 0.52, p_5 = 0.42, p_6 = 0.34, p_7 = 0.2, p_8 = 0.198, p_9 = 0.196, p_{10} = 0.195$, and $g(x) = x^3$. Let $\gamma_H = 2$ and $\gamma_L = 2.1$. The support structure of the hybrid equilibrium corresponds to Figure 19a, with $\underline{x}_L \approx 0.176, x^{**} \approx 0.205, \underline{x}_H \approx 0.231, x^* \approx 0.607$, and $\bar{x}_H = \bar{x}_L \approx 0.642$.*
2. *Case 2: Consider a setting with $n_H = 5, n_L = 5, p_1 = 0.9, p_2 = 0.75, p_3 = 0.63, p_4 = 0.52, p_5 = 0.42, p_6 = 0.34, p_7 = 0.28, p_8 = 0.24, p_9 = 0.20, p_{10} = 0.18$, and $g(x) = x^3$. Let $\gamma_H = 1$ and $\gamma_L = 1.5$. The support structure of the hybrid equilibrium corresponds to Figure 19b, with $\underline{x}_L \approx 0.169, \underline{x}_H \approx 0.350, x^* \approx 0.549$, and $\bar{x}_H = \bar{x}_L \approx 0.643$.*

Indeed, most parameter settings lead to the support structure depicted in Figure 19b, rather than the one in Figure 19a. This is because the condition $x^{**} < \underline{x}_H$ requires a large probability mass of F_L to be concentrated on a small interval. This can only happen when the position biases p_{n_H+1} and p_n are sufficiently close to each other.



(a) Equilibrium CDFs of Case 1 in Example E.19



(b) Equilibrium CDFs of Case 2 in Example E.19

Figure 20: Equilibrium CDFs in Example E.19

Building on the preceding discussion, we present Algorithm 3 in Appendix E.5.3 for computing the mixed Nash equilibrium for the binary-type setting under plausible parameter configurations. The algorithm incorporates the method for computing u_H given in Proposition E.11 and integrates the equilibrium structure characterized in Proposition E.13 and Proposition E.17.

E.5.1 Rationale for Assumption E.15

In this subsection, we first prove that the assumption holds in the special case where positional biases form an arithmetic sequence. Subsequently, we present a counterexample to show that this assumption may not hold universally and analyze the underlying reasons for its failure. Finally, we provide numerical evidence demonstrating that the assumption is robust across a broad range of parameter configurations commonly encountered in practice.

Proposition E.20 *Suppose that the positional biases form an arithmetic sequence, i.e., there exists a constant $d > 0$ such that $p_i - p_{i+1} = d$ for all $i = 1, 2, \dots, n-1$, then Assumption E.15 holds.*

Proof : First, for any given u , the pseudo-strategy F_H^u of type- H creators satisfies

$$x \left(\sum_{i=1}^{n_H} \binom{n_H-1}{i-1} [F_H^u(x)]^{n_H-i} [1 - F_H^u(x)]^{i-1} p_i \right) - \gamma_H g(x) = u.$$

Using properties of binomial summation, the above equation can be simplified to

$$x(d(n_H - 1)F_H^u(x) + p_{n_H}) - \gamma_H g(x) = u.$$

Thus, we have

$$\begin{aligned} u_L^{u_H}(x) &= x \left(\sum_{i=1}^{n_H+1} \binom{n_H}{i-1} F_H^u(x)^{n_H-i+1} (1 - F_H^u(x))^{i-1} p_i \right) - \gamma_L g(x) \\ &= x(d n_H F_H^u(x) + p_{n_H+1}) - \gamma_L g(x) \\ &= \left(\frac{n_H}{n_H - 1} \gamma_H - \gamma_L \right) g(x) - \left(\frac{n_H}{n_H - 1} p_{n_H} - p_{n_H+1} \right) x + \frac{n_H}{n_H - 1} u. \end{aligned}$$

If $\frac{n_H}{n_H-1} \gamma_H - \gamma_L \geq 0$, then $u_L^{u_H}(x)$ is convex in x , hence Assumption E.15 holds. If $\frac{n_H}{n_H-1} \gamma_H - \gamma_L < 0$, then $u_L^{u_H}(x)$ is decreasing in x , which also guarantees that Assumption E.15 is satisfied. ■

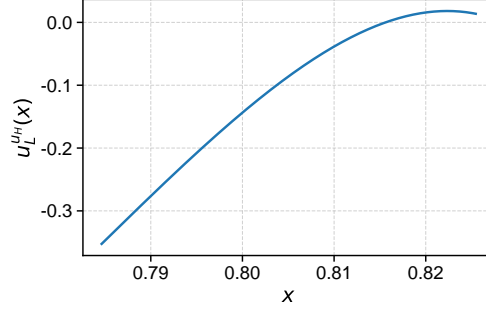


Figure 21: An counterexample where Assumption E.15 fails to hold

The result for arithmetic progressions, however, cannot be extended to arbitrary position biases. We now present a counterexample to show that this assumption may not hold universally.

Example E.21 Consider a setting with $n_H = n_L = 2$, $p_1 = 0.8, p_2 = 0.75, p_3 = 0.1, p_4 = 0.05$, and $g(x) = x^8$. Let $\gamma_H = 1$ and $\gamma_L = 3$. Figure 21 illustrates the function $u_L^{u_H}(x)$ where u_H is the utility of type- H creators in the mixed Nash equilibrium. It is evident that $u_L^{u_H}(x)$ is not quasi-convex, thus violating Assumption E.15.

Two key factors underlie the non-quasiconvex pattern observed in Example E.21. First, following a derivation analogous to equation (9), we obtain

$$F_H^{u_H}(x) = \frac{u_H + \gamma_H g(x)}{x(p_1 - p_2)} - \frac{p_2}{p_1 - p_2}.$$

Thus, F_H^u is an increasing convex function. This property, coupled with the substantial gap between p_2 and p_3 in the position bias vector, naturally accounts for the initial monotonic increasing of $u_L^{u_H}(x)$. Second, the strongly convex cost function $g(x) = x^8$ and the large magnitudes of p_1 and p_2 together induce a sharp increase in cost near the supremum effort level, causing the utility of type- L creators to eventually decline after an initial ascent. The combination of these two factors explains the observed non-quasiconvex behavior of $u_L^{u_H}(x)$ in Example E.21.

We note, however, that the parameters adopted in Example E.21 represent an extreme scenario. We then conduct numerical experiments to demonstrate that the assumption holds across a broad range of realistic settings. We take line 2 of Table 1 as the base position bias vector, and vary the cost parameter γ_L together with the cost function $g(x)$. Specifically, we test four cost functions: $g(x) = x^2, x^4, x^6, x^8$. For each cost function, we vary γ_L from 1.05 to 1.2 in steps of 0.05, while fixing $\gamma_H = 1$ and $n_H = n_L = 5$. The results are presented in Figure 22. It is clear that in all these scenarios, $u_L^{u_H}(x)$ exhibits quasiconvexity, thereby satisfying Assumption E.15.

Then we fix $\gamma_H = 1$ and $\gamma_L = 1.1$, and consider two different values of n_H : $n_H = 3$ and $n_H = 7$ (the case $n_H = 5$ has already been tested in previous experiments). For each n_H value, we test the same four cost functions as the ones used above. The results are presented in Figure 23. Again, in all these scenarios, $u_L^{u_H}(x)$ exhibits quasiconvexity, thereby satisfying Assumption E.15.

E.5.2 Rationale for Assumption E.16

In this subsection, we first provide sufficient conditions in Proposition E.22 that guarantee the existence and uniqueness of a no-gap equilibrium. We then conduct numerical experiments to verify that the sufficient condition in Proposition E.22 holds across a wide range of plausible parameter settings.

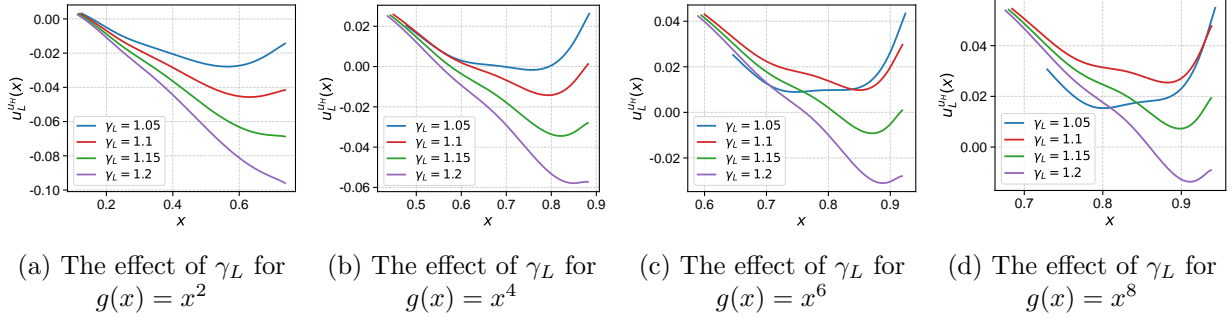


Figure 22: Plots of $u_L^{uH}(x)$ under different cost functions and γ_L values

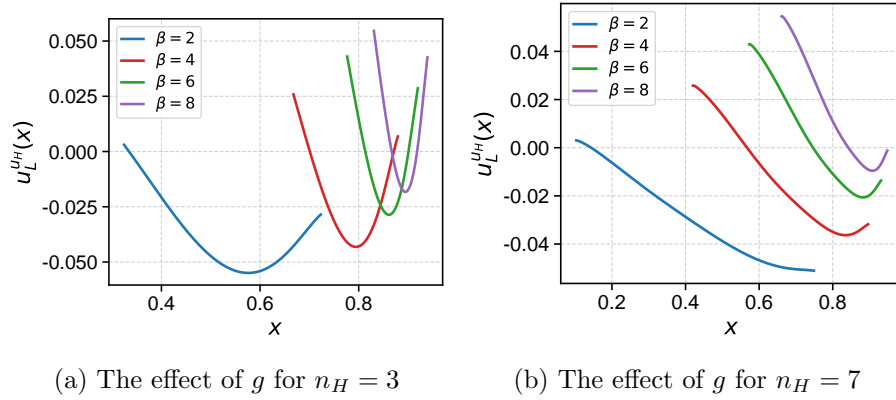


Figure 23: Plots of $u_L^{uH}(x)$ under different cost functions and n_H values

To state the following proposition, we first define the Jacobian matrix J as follows:

$$J_{ij} = \frac{\partial W(\mathbf{F}_{-i}(x), \mathbf{p})}{\partial F_j}, \quad \forall i, j = 1, 2, \dots, n. \quad (32)$$

Proposition E.22 *Given $x^* \in [\underline{x}_H, \bar{x}_H]$ and the initial condition $\mathbf{F}(x^*)$, if the Jacobian matrix J defined in equation (32) is invertible for any $x \in [x^*, \bar{x}_H]$, then equilibrium of the form described in Assumption E.16 exists and is unique.*

Specifically, the invertibility of J is guaranteed under either of the following conditions:

- $n_H = 1$ or $n_L = 1$.
- The position biases form a quadratic sequence, i.e., there exists a constant d such that $(p_{i+1} - p_i) - (p_i - p_{i-1}) = d$ for all $i = 2, 3, \dots, n-1$.

Proof: Consider any $x \in [x^*, \bar{x}_H]$. According to the indifference condition of any type- H creator $h \in \{1, \dots, n_H\}$ and any type- L creator $l \in \{n_H + 1, \dots, n\}$, we have

$$\begin{aligned} xW(\mathbf{F}_{-h}(x), \mathbf{p}) - \gamma_H g(x) &= u_H, \quad \forall h = 1, \dots, n_H, \\ xW(\mathbf{F}_{-l}(x), \mathbf{p}) - \gamma_L g(x) &= u_L, \quad \forall l = n_H + 1, \dots, n, \end{aligned}$$

where u_H and u_L are the equilibrium utilities of type- H and type- L creators, respectively. Differ-

entiating both sides of each equation with respect to x yields

$$\begin{aligned} W(\mathbf{F}_{-h}(x), \mathbf{p}) + x \sum_{i=1}^n \frac{\partial W(\mathbf{F}_{-h}(x), \mathbf{p})}{\partial F_i} \frac{dF_i}{dx} - \gamma_H g'(x) &= 0, \quad \forall h = 1, \dots, n_H, \\ W(\mathbf{F}_{-l}(x), \mathbf{p}) + x \sum_{i=1}^n \frac{\partial W(\mathbf{F}_{-l}(x), \mathbf{p})}{\partial F_i} \frac{dF_i}{dx} - \gamma_L g'(x) &= 0, \quad \forall l = n_H + 1, \dots, n. \end{aligned}$$

Now define $\mathbf{F} = (F_1, \dots, F_n)^T$, $\mathbf{W} = (W(\mathbf{F}_{-1}(x), \mathbf{p}), \dots, W(\mathbf{F}_{-n}(x), \mathbf{p}))^T$, $J = (J_{ij})_{n \times n}$ with J_{ij} defined in equation (32), and

$$\mathbf{g} = \underbrace{(\gamma_H g'(x), \dots, \gamma_H g'(x))}_{n_H}, \underbrace{(\gamma_L g'(x), \dots, \gamma_L g'(x))}_{n_L}^T.$$

Then the system of equations for all creators can be written in compact matrix form

$$J \cdot \frac{d\mathbf{F}}{dx} = \frac{1}{x} (\mathbf{g} - \mathbf{W}). \quad (33)$$

If J is invertible for any $x \in [x^*, \bar{x}_H]$, then we have $\frac{d\mathbf{F}}{dx} = \frac{1}{x} J^{-1} (\mathbf{g} - \mathbf{W})$. According to the Picard-Lindelöf theorem [3], the above ordinary differential equation admits a unique solution given the initial condition $\mathbf{F}(x^*)$. Consequently, Assumption E.16 holds if J is invertible for any $x \in [x^*, \bar{x}_H]$.

Then we prove the sufficient conditions for J to be invertible. By Lemma A.7, we know that

$$J_{ij} = \begin{cases} 0, & \text{if } i = j, \\ W(\mathbf{F}_{-\{i,j\}}(x), \bar{\mathbf{p}} - \underline{\mathbf{p}}) > 0, & \text{if } i \neq j, \end{cases}$$

where $\bar{\mathbf{p}} = (p_1, \dots, p_{n-1})$ and $\underline{\mathbf{p}} = (p_2, \dots, p_n)$. Let

$$\begin{aligned} a &= W(\mathbf{F}_{-\{i,j\}}(x), \bar{\mathbf{p}} - \underline{\mathbf{p}}), \quad \forall i, j \in \{1, \dots, n_H\}, i \neq j, \\ b &= W(\mathbf{F}_{-\{i,j\}}(x), \bar{\mathbf{p}} - \underline{\mathbf{p}}), \quad \forall i \in \{1, \dots, n_H\}, j \in \{n_H + 1, \dots, n\}, \\ c &= W(\mathbf{F}_{-\{i,j\}}(x), \bar{\mathbf{p}} - \underline{\mathbf{p}}), \quad \forall i, j \in \{n_H + 1, \dots, n\}, i \neq j. \end{aligned}$$

Then J can be expressed as

$$J = \begin{pmatrix} A & B \\ B^T & C \end{pmatrix},$$

where A is an $n_H \times n_H$ matrix with diagonal entries being 0 and off-diagonal entries being a , C is an $n_L \times n_L$ matrix with diagonal entries being 0 and off-diagonal entries being c , and B is an $n_H \times n_L$ matrix with all entries being b . Then the determinant of J can be calculated as

$$\det(J) = a^{n_H} b^{n_L} \left(\frac{b}{a}\right)^{n_L} \det(J'),$$

where

$$J' = \begin{pmatrix} A' & B' \\ B'^T & C' \end{pmatrix},$$

with A' being an $n_H \times n_H$ matrix with diagonal entries being 0 and off-diagonal entries being 1, C' being an $n_L \times n_L$ matrix with diagonal entries being 0 and off-diagonal entries being ac/b^2 , and B'

being an $n_H \times n_L$ matrix with all entries being 1. Since $a, b, c > 0$, it suffices to determine whether $\det(J') \neq 0$. Let $k = b^2/ac$, $t = n_L(n_L - 1)k$, by the property of block matrices, we have

$$\begin{aligned}
\det(J') &= |C'| \cdot |A' - B'C'^{-1}B'^T| \\
&= |C'| \cdot \det \left(\begin{pmatrix} 0 & 1 & \cdots & 1 \\ 1 & 0 & \cdots & 1 \\ \vdots & \vdots & \ddots & \vdots \\ 1 & 1 & \cdots & 0 \end{pmatrix} - \begin{pmatrix} t & t & \cdots & t \\ t & t & \cdots & t \\ \vdots & \vdots & \ddots & \vdots \\ t & t & \cdots & t \end{pmatrix} \right) \\
&= |C'| \cdot \det \left(\begin{pmatrix} 1-t & 1-t & \cdots & 1-t \\ 1-t & 1-t & \cdots & 1-t \\ \vdots & \vdots & \ddots & \vdots \\ 1-t & 1-t & \cdots & 1-t \end{pmatrix} - E \right) \\
&= |C'| \cdot \det \left(\begin{pmatrix} 1 \\ 1 \\ \vdots \\ 1 \end{pmatrix} (1-t \quad 1-t \quad \cdots \quad 1-t) - E \right) = (-1)^{n_H} |C'| \cdot (1 - (1-t)n_H).
\end{aligned}$$

Note that $|C'| = (-1)^{n_L+1}(n_L - 1)(ac/b^2)^{n_L-1} \neq 0$, thus $\det(J') \neq 0$ if and only if $1 - (1-t)n_H \neq 0$, i.e.,

$$n_L(n_L - 1)k \neq 1 - \frac{1}{n_H}. \quad (34)$$

Since $k > 0$, then if $n_L = 1$ and $n_H \neq 1$, or $n_H = 1$ and $n_L \neq 1$, we have $\det(J') \neq 0$. If $n_L = n_H = 1$, the discussion in Section E.4 shows that the equilibrium is unique and has the structure described in Assumption E.16. Thus, if $n_H = 1$ or $n_L = 1$, the existence and uniqueness of equilibrium are guaranteed.

Assume now that $n_H \geq 2$ and $n_L \geq 2$, then equation (34) holds if

$$k \neq \frac{1 - \frac{1}{n_H}}{n_L(n_L - 1)} < \frac{1}{2}. \quad (35)$$

Next, we prove that if the position biases form a quadratic sequence or a convex sequence, then $\det(J') \neq 0$. Let $\mathbf{q} = \bar{\mathbf{p}} - \mathbf{p}$, $\mathbf{r} = \bar{\mathbf{q}} - \mathbf{q}$. Let $h_1, h_2 \in \{1, \dots, n_H\}$ and $l_1, l_2 \in \{n_H + 1, \dots, n\}$ be any two distinct creators, \bar{F}_H and F_L be the CDFs of the strategies of type- H and type- L creators, respectively. Then, using the linearity of $W(\cdot, \cdot)$ repeatedly, we have

$$\begin{aligned}
a &= W(F_{-\{h_1, h_2, l_1\}}(x), \underline{\mathbf{q}}) + F_L(x)W(F_{-\{h_1, h_2, l_1, l_2\}}(x), \underline{\mathbf{r}}) + F_L^2(x)W(F_{-\{h_1, h_2, l_1, l_2\}}(x), \bar{\mathbf{r}} - \underline{\mathbf{r}}), \\
b &= W(F_{-\{h_1, h_2, l_1\}}(x), \underline{\mathbf{q}}) + F_H(x)W(F_{-\{h_1, h_2, l_1, l_2\}}(x), \underline{\mathbf{r}}) + F_H(x)F_L(x)W(F_{-\{h_1, h_2, l_1, l_2\}}(x), \bar{\mathbf{r}} - \underline{\mathbf{r}}), \\
&= W(F_{-\{h_1, l_1, l_2\}}(x), \underline{\mathbf{q}}) + F_L(x)W(F_{-\{h_1, h_2, l_1, l_2\}}(x), \underline{\mathbf{r}}) + F_H(x)F_L(x)W(F_{-\{h_1, h_2, l_1, l_2\}}(x), \bar{\mathbf{r}} - \underline{\mathbf{r}}), \\
c &= W(F_{-\{h_1, l_1, l_2\}}(x), \underline{\mathbf{q}}) + F_H(x)W(F_{-\{h_1, h_2, l_1, l_2\}}(x), \underline{\mathbf{r}}) + F_H^2(x)W(F_{-\{h_1, h_2, l_1, l_2\}}(x), \bar{\mathbf{r}} - \underline{\mathbf{r}}).
\end{aligned} \quad (36)$$

Then we have

$$2b - (a + c) = -(F_H(x) - F_L(x))^2 W(F_{-\{h_1, h_2, l_1, l_2\}}(x), \bar{\mathbf{r}} - \underline{\mathbf{r}}). \quad (37)$$

If the position biases form a quadratic sequence, then $\bar{\mathbf{r}} - \underline{\mathbf{r}}$ is a zero vector, hence $2b - (a + c) = 0$, which implies $b \geq \sqrt{ac}$, and thus $k = b^2/ac \geq 1$. Therefore, equation (35) holds. ■

Indeed, the proof of the proposition shows that whenever $W(F_{-\{h_1, h_2, l_1, l_2\}}(x), \bar{\mathbf{r}} - \underline{\mathbf{r}}) \leq 0$, equation (37) implies $2b - (a + c) \geq 0$, and hence $k = b^2/ac \geq 1$. Consequently, the Jacobian matrix J

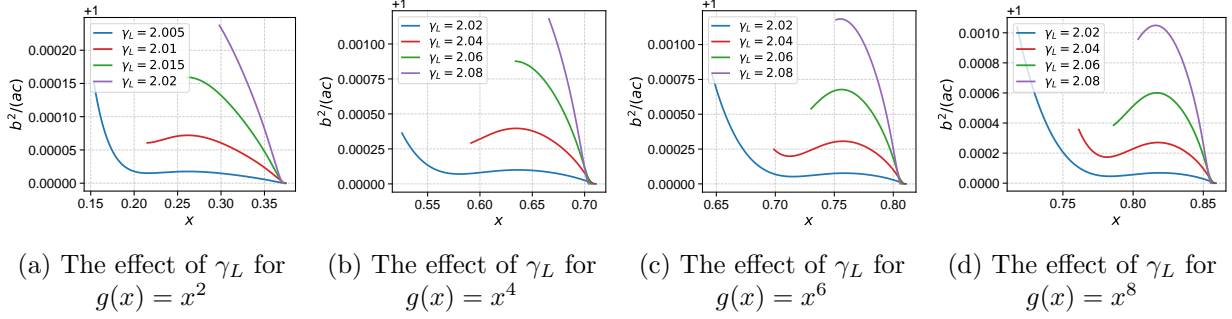


Figure 24: Plots of $b^2/(ac)$ under different cost functions and γ_L values

is invertible at such a point x . When $W(F_{-\{h_1, h_2, l_1, l_2\}}(x), \bar{\mathbf{r}} - \mathbf{r}) \geq 0$, we first simplify the notation, rewrite equation (36) as

$$a = A + F_L^2 D, \quad b = B_1 + F_H F_L D = B_2 + F_H F_L D, \quad c = C + F_H^2 D,$$

where $D = W(F_{-\{h_1, h_2, l_1, l_2\}}(x), \bar{\mathbf{r}} - \mathbf{r}) \geq 0$, A, B_1, B_2, C denote the first two terms in the expressions of a, b, c in equation (36), respectively. Next, we consider the case where $A, B_1, B_2, C > 0$ (this holds, for instance, when the position biases form a convex sequence, i.e., for all $i = 2, 3, \dots, n-1$, we have $(p_{i+1} - p_i) - (p_i - p_{i-1}) \geq 0$). Note that $A + C = B_1 + B_2$, then we have

$$\begin{aligned} \frac{b^2}{ac} &= \frac{(2b)^2}{2ac} = \frac{(B_1 + B_2 + 2F_H F_L D)^2}{2(A + F_L^2 D)(C + F_H^2 D)} = \frac{(A + C + 2F_H F_L D)^2}{2(A + F_L^2 D)(C + F_H^2 D)} \\ &= \frac{(A + C)^2 + 4F_H F_L D(A + C) + 4F_H^2 F_L^2 D^2}{2AC + 2F_H^2 A D + 2F_L^2 C D + 2F_H^2 F_L^2 D^2}. \end{aligned}$$

It is straightforward to verify that if $F_L \leq 2F_H$ (i.e., the difference between F_H and F_L is not too large), then the above value should be greater than or equal to 1, hence $k = b^2/ac \geq 1/2$, and consequently the Jacobian matrix J is invertible at this point x .

In summary, the preceding discussion indicates that the conditions for J to be invertible are not very restrictive. Next, we will validate the applicability of this proposition under a broader range of realistic parameter settings through numerical experiments. Similar to the experiments conducted in Section E.5.1, we take line 2 of Table 1 as the base position bias vector, and vary the cost parameter γ_L together with the cost function $g(x)$. Again, we test four cost functions: $g(x) = x^2, x^4, x^6, x^8$. Unlike the experiments in Section E.5.1, here we choose γ_H and γ_L such that the hybrid equilibrium exists, which requires the gap between γ_H and γ_L to be small. Specifically, we fix $n_H = n_L = 5$, $\gamma_H = 2$. For $g(x) = x^2$, we vary γ_L from 2.005 to 2.02 in steps of 0.005; for $g(x) = x^4, x^6, x^8$, we vary γ_L from 2.02 to 2.08 in steps of 0.02. For each parameter setting, we plot the curve of $k = b^2/(ac)$ over the hybrid equilibrium interval. The results are presented in Figure 24. As the figure shows, we can see that under all tested parameter settings, k is always greater than 0.5 (even all greater than or equal to 1), thus ensuring the invertibility of the Jacobian matrix J .

Next, we examine two different values of n_H : $n_H = 3$ and $n_H = 7$. For $n_H = 3$, we fix $\gamma_H = 2$ and $\gamma_L = 2.02$; for $n_H = 7$, we fix $\gamma_H = 2$ and choose $\gamma_L = 2.001$ to guarantee the existence of hybrid equilibrium. For each n_H value, we test the same four cost functions as those used above, except that for $n_H = 7$ we do not plot the case $g(x) = x^2$ because a hybrid equilibrium would require an even smaller γ_L ; at such close cost parameters the equilibrium is almost symmetric, yielding $k \approx 1$, so verifying $k > 1/2$ is unnecessary. The results are presented in Figure 25. Again, in all these scenarios, k is always greater than 0.5, thus ensuring the invertibility of the Jacobian matrix J .

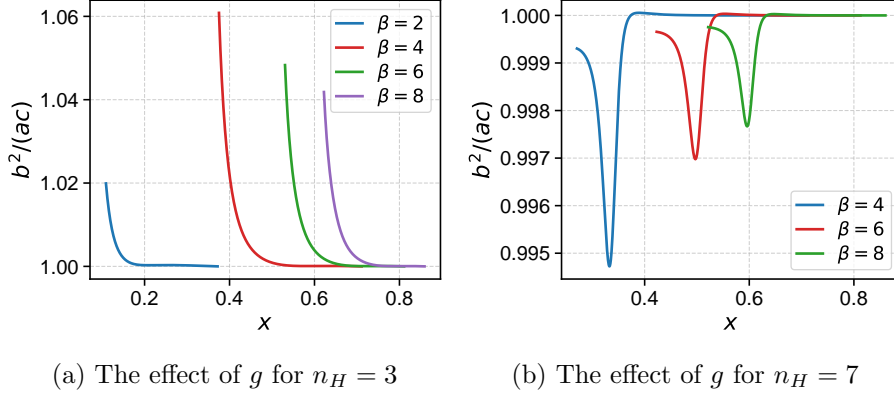


Figure 25: Plots of $b^2/(ac)$ under different cost functions and n_H values

E.5.3 Algorithm for Computing the Equilibrium for Binary-type Setting

We first present algorithms for computing the equilibrium utility of type- H creators via bisection search in Algorithm 2. The key idea of the algorithm has been discussed in Section 5.1. Note that the algorithm returns two values: the equilibrium utility of type- H creators u_H and the equilibrium type, where the support structure of equilibrium type 0 aligns with that in Figure 17a, type 1 aligns with that in Figure 17b, and type 2 aligns with those in Figure 19.

For the special case where $n_H = 1$, the idea for this situation is similar to that of Section E.4, but because n_L can be larger than 1, an extra step is needed: we must check whether the supremum of the support of the low-cost creators' equilibrium strategy does not exceed the pure strategy equilibrium effort level of the high-cost creator.

We also need to explain how the pseudo strategy F_H^u is computed in Algorithm 2 (lines 3, 10, 19). The pseudo strategy F_H^u can be computed by solving the equation (3). Rewrite that equation as

$$\sum_{i=1}^{n_H} \binom{n_H-1}{i-1} [F_H^u(x)]^{n_H-i} [1 - F_H^u(x)]^{i-1} p_i = \frac{u + \gamma_H g(x)}{x}.$$

According to Lemma D.7, the left-hand side of the equation is strictly increasing in $F_H^u(x)$. Hence, for any fixed x , we can solve for $F_H^u(x)$ using a bisection search. In practical implementation, standard numerical libraries often provide root-finding routines that can be used directly to solve this equation. Because the root is unique, any well-chosen initial guess typically allows such a routine to converge efficiently. A useful heuristic is to use the value of F_H^u obtained at the previous point $x - \Delta x$ as the initial guess for the next point x . Since F_H^u usually varies smoothly with x , this strategy significantly accelerates the root-finding process.

The underlying idea discussed above can be applied directly to compute all CDFs in Algorithm 3; hence the algorithms for the remaining CDFs are not described in detail.

We then present the complete algorithm for computing the equilibrium strategies of both types of creators in Algorithm 3. Note that the algorithm assumes $n_H \geq 2$ and $n_L \geq 2$. When the number of creators of one type is equal to 1, the algorithm requires minor adjustments; we will explain these modifications after describing the main procedure.

In Algorithm 3, lines 3-8 handle the cases in which the equilibrium support structure corresponds to type 0 or type 1, i.e., the separated equilibrium depicted in Figures 17. In these cases, the equilibrium strategies can be computed directly since F_H and F_L do not overlap on any interval.

Then because the support structure of Figure 19b occurs far more frequently than that of

Algorithm 2 Computation of the Equilibrium Utility of Type- H Creators

Require: Parameters $n_H, \mathbf{p}, \gamma_H, g(\cdot), \varepsilon$

Ensure: Equilibrium utility of type- H creators u_H

```
1: Compute  $\underline{x}_L = \arg \max_x xp_n - \gamma_L g(x)$ ,  $u_L = \underline{x}_L p_n - \gamma_L g(\underline{x}_L)$ 
2: if  $n_H = 1$  then
3:   Compute  $x_H = \arg \max_x xp_{n_H} - \gamma_H g(x)$ ,  $u_H = x_H p_{n_H} - \gamma_H g(x_H)$ 
4:   Compute  $u_L^{u_H} = x_H p_1 - \gamma_L g(x_H)$ , and  $\bar{x}_L$  as the largest root of  $u_L = xp_2 - \gamma_L g(x)$ 
5:   if  $\bar{x}_L \leq x_H$  and  $u_L^{u_H} \leq u_L$  then
6:      $equilibrium\_type \leftarrow 0$ 
7:     return  $u_H, equilibrium\_type$ 
8:   else
9:      $u_H = \bar{x}_L p_1 - \gamma_H g(\bar{x}_L)$ 
10:     $equilibrium\_type \leftarrow 2$ 
11:    return  $u_H, equilibrium\_type$ 
12:   end if
13: end if
14: Compute  $\underline{u}_H = \underline{x}_L p_n - \gamma_H g(\underline{x}_L)$ ,  $\bar{u}_H = \max_x xp_{n_H} - \gamma_H g(x)$ 
15: Compute the pseudo strategy  $F_H^{\bar{u}_H}$ 
16: Compute  $u_L^{\bar{u}_H}(x)$  using equation (29), find  $u_L^{\bar{u}_H} = \max_x u_L^{\bar{u}_H}(x)$ 
17: if  $u_L^{\bar{u}_H} < u_L$  then
18:    $equilibrium\_type \leftarrow 0$ 
19:   return  $\bar{u}_H, equilibrium\_type$ 
20: end if
21:  $u_H = (\underline{u}_H + \bar{u}_H)/2$ 
22: Compute the pseudo strategy  $F_H^{u_H}$  and its support  $[\underline{x}_H^{u_H}, \bar{x}_H^{u_H}]$ 
23: Compute  $u_L^{u_H}(x)$  using equation (29), find  $x_m = \arg \max_x u_L^{u_H}(x)$  and  $u_L^{u_H} = \max_x u_L^{u_H}(x)$ 
24: while  $|u_L^{u_H} - u_L| > \varepsilon$  do
25:   if  $u_L^{u_H} < u_L$  then
26:      $\underline{u}_H = u_H$ 
27:   else
28:      $\bar{u}_H = u_H$ 
29:   end if
30:    $u_H = (\underline{u}_H + \bar{u}_H)/2$ 
31:   Compute the pseudo strategy  $F_H^{u_H}$  and its support  $[\underline{x}_H^{u_H}, \bar{x}_H^{u_H}]$ 
32:   Compute  $u_L^{u_H}(x)$  using equation (29), find  $x_m = \arg \max_x u_L^{u_H}(x)$  and  $u_L^{u_H} = \max_x u_L^{u_H}(x)$ 
33: end while
34: if  $x_m = \underline{x}_H^{u_H}$  then
35:    $equilibrium\_type \leftarrow 1$ 
36: else
37:    $equilibrium\_type \leftarrow 2$ 
38: end if
39: return  $u_H, equilibrium\_type$ 
```

Figure 19a, we first address the former in lines 9-14, if the computed strategies satisfies the monotonicity and indifference conditions, we return them directly (lines 15-17). Otherwise, we proceed to the latter case in lines 18-21. The basic idea of the algorithm is to start from \underline{x}_L , then iteratively use the indifference condition to compute the values of F_L and F_H based on the support structure, continuing until the upper bound $\bar{x}_L = \bar{x}_H$ is reached. Several details require clarification:

1. The explicit forms of $W(\mathbf{F}_{-h}(x), \mathbf{p})$ and $W(\mathbf{F}_{-l}(x), \mathbf{p})$ are as follows:

$$W(\mathbf{F}_{-h}(x), \mathbf{p}) = \sum_{k=0}^{n-1} p_{k+1} \sum_{j=\max\{0, k-n_L\}}^{\min\{k, n_H-1\}} \binom{n_H-1}{j} (1-F_H(x))^j F_H(x)^{n_H-1-j} \cdot \binom{n_L}{k-j} (1-F_L(x))^{k-j} F_L(x)^{n_L-(k-j)},$$

$$W(\mathbf{F}_{-l}(x), \mathbf{p}) = \sum_{k=0}^{n-1} p_{k+1} \sum_{j=\max\{0, k-(n_L-1)\}}^{\min\{k, n_H\}} \binom{n_H}{j} (1-F_H(x))^j F_H(x)^{n_H-j} \cdot \binom{n_L-1}{k-j} (1-F_L(x))^{k-j} F_L(x)^{n_L-1-(k-j)}.$$

2. In line 11 it suffices to start from \underline{x}_L and increase x until a value \underline{x}_H satisfying the equation is found. This is because on the interval $[\underline{x}_L, \underline{x}_H]$, F_L keeps type- L creators indifferent. For type- H creators, the reward includes an extra term involving F_L , while the cost coefficient satisfies $\gamma_H < \gamma_L$. Hence, the utility of type- H creators is strictly increasing in x over this interval, guaranteeing a unique \underline{x}_H that satisfies the equation in line 11.
3. Solving the system of equations for the CDFs in line 13 is implemented by standard numerical libraries. To accelerate convergence, we employ the same strategy as used to compute F_H^u : the solution obtained at the previous point is used as the initial guess for the next point.
4. In line 18, denote $v(x) := xW(\mathbf{F}_{-h}(x^{**}), \mathbf{p}) - \gamma_H g(x)$. Clearly, $\max_x v(x)$ increases monotonically with x^{**} . Therefore, we can start from \underline{x}_L and gradually increase x^{**} until the system of equations in line 18 is satisfied.
5. If $n_L = 1$, for the separated equilibrium cases (equilibrium type 0 or 1), lines 5-6 are not needed, and F_L in line 7 is a degenerate distribution that places all mass at \underline{x}_L . For hybrid equilibrium cases (equilibrium type 2), we first combine lines 10-11 to compute the point mass of F_L at \underline{x}_L . Since the support structure aligns with Figure 19a, we directly proceed to line 18 after line 11. If $n_H = 1$, the analysis in Section E.4 implies that a single type- H creator cannot take the mixed strategy alone. Consequently, line 12, which computes the lower bound of the support of hybrid region, becomes unnecessary. Instead, before line 19, we should compute the point mass of the type- H creator at \underline{x}_H to ensure that $u_L = \underline{x}_H W(\mathbf{F}_{-l}(\underline{x}_H), \mathbf{p}) - \gamma_L g(\underline{x}_H)$ ($l \in \{n_H + 1, \dots, n\}$).

F Omitted Proofs in Section 5.2

Proof of Proposition 5.3 : In a separated equilibrium, type- H and type- L creators choose their strategies from disjoint supports. Consequently, in a separated equilibrium with a compensation

Algorithm 3 Computation of the Equilibrium for Binary-type Setting

Require: Parameters $n_H \geq 2, n_L \geq 2, \mathbf{p}, \gamma_H, \gamma_L, g(\cdot)$

Ensure: Equilibrium strategies F_H, F_L

- 1: Compute $\underline{x}_L = \arg \max_x xp_n - \gamma_L g(x)$, $u_L = \underline{x}_L p_n - \gamma_L g(\underline{x}_L)$
 - 2: Use Algorithm 2 to compute u_H and *equilibrium_type*
 - 3: **if** *equilibrium_type* = 0 or 1 **then**
 - 4: Compute the pseudo strategy $F_H^{u_H}$ and its support $[\underline{x}_H^{u_H}, \bar{x}_H^{u_H}]$
 - 5: Compute F_L using equation (30)
 - 6: Compute \bar{x}_L as the largest root of $u_L = xp_{n_H+1} - \gamma_L g(x)$
 - 7: **return** $F_H^{u_H}, F_L$
 - 8: **end if**
 - 9: $\bar{x}_H, \bar{x}_L \leftarrow \bar{x}_H^{u_H}$
 - 10: Compute F_L using equation (30)
 - 11: Find \underline{x}_H such that $u_H = \underline{x}_H W(\mathbf{F}_{-h}(\underline{x}_H), \mathbf{p}) - \gamma_H g(\underline{x}_H)$ ($h \in \{1, \dots, n_H\}$)
 - 12: Compute F_H from \underline{x}_H using $u_H = xW(\mathbf{F}_{-h}(x), \mathbf{p}) - \gamma_H g(x)$ until x^* , where x^* satisfies $u_L = x^* W(\mathbf{F}_{-l}(x^*), \mathbf{p}) - \gamma_L g(x^*)$ ($l \in \{n_H + 1, \dots, n\}$)
 - 13: Compute F_H and F_L on $[x^*, \bar{x}_H]$ using
$$\begin{cases} u_H = xW(\mathbf{F}_{-h}(x), \mathbf{p}) - \gamma_H g(x), \\ u_L = xW(\mathbf{F}_{-l}(x), \mathbf{p}) - \gamma_L g(x). \end{cases}$$
 - 14:
$$F_L = \begin{cases} 0, & x \leq \underline{x}_L, \\ \text{result from line 10}, & \underline{x}_L < x \leq \underline{x}_H, \\ F_L(\underline{x}_H), & \underline{x}_H < x \leq x^*, \\ \text{result from line 13}, & x^* < x \leq \bar{x}_L, \\ 1, & x > \bar{x}_L, \end{cases} \quad F_H = \begin{cases} 0, & x \leq \underline{x}_H, \\ \text{result from line 12}, & \underline{x}_H < x \leq x^*, \\ \text{result from line 13}, & x^* < x \leq \bar{x}_H, \\ 1, & x > \bar{x}_H. \end{cases}$$
 - 15: **if** (F_H, F_L) satisfy monotonicity and indifference conditions **then**
 - 16: **return** F_H, F_L
 - 17: **end if**
 - 18: Find x^{**} satisfying
$$\begin{cases} \underline{x}_H = \arg \max_x xW(\mathbf{F}_{-h}(x^{**}), \mathbf{p}) - \gamma_H g(x), \\ u_H = \underline{x}_H W(\mathbf{F}_{-h}(x^{**}), \mathbf{p}) - \gamma_H g(\underline{x}_H). \end{cases}$$
 - 19: Repeat lines 12-13 with \underline{x}_H computed in line 18
 - 20:
$$F_L = \begin{cases} 0, & x \leq \underline{x}_L, \\ \text{result from line 10}, & \underline{x}_L < x \leq x^{**}, \\ F_L(x^{**}), & x^{**} < x \leq x^*, \\ \text{result from line 19}, & x^* < x \leq \bar{x}_L, \\ 1, & x > \bar{x}_L, \end{cases} \quad F_H = \begin{cases} 0, & x \leq \underline{x}_H, \\ \text{result from line 19}, & \underline{x}_H < x \leq x^*, \\ \text{result from line 19}, & x^* < x \leq \bar{x}_H, \\ 1, & x > \bar{x}_H. \end{cases}$$
 - 21: **return** F_H, F_L
-

vector \mathbf{c} , the equilibrium strategies F_H and F_L must satisfy the following conditions:

$$\begin{aligned} x \left(\sum_{i=1}^{n_H} \binom{n_H-1}{i-1} [F_H(x)]^{n_H-i} [1-F_H(x)]^{i-1} (p_i + c_i) \right) - \gamma_H g(x) &= u_H, \quad \forall x \in [\underline{x}_H, \bar{x}_H], \\ x \left(\sum_{i=1}^{n_L} \binom{n_L-1}{i-1} [F_L(x)]^{n_L-i} [1-F_L(x)]^{i-1} (p_{n_H+i} + c_{n_H+i}) \right) - \gamma_L g(x) &= u_L, \quad \forall x \in [\underline{x}_L, \bar{x}_L], \end{aligned}$$

where u_H and u_L are the equilibrium utilities of type- H and type- L creators, respectively, and $[\underline{x}_H, \bar{x}_H]$ and $[\underline{x}_L, \bar{x}_L]$ denote the supports of their equilibrium strategies.

Let

$$K_H(x) = \frac{u_H + \gamma_H g(x)}{x}, \quad K_L(x) = \frac{u_L + \gamma_L g(x)}{x}. \quad (38)$$

Similar to the proof of Lemma D.1, we can show that $K_H(x)$ and $K_L(x)$ are both strictly increasing on their respective domains. Denote $\mathbf{p}_H = (p_1, p_2, \dots, p_{n_H})$ and $\mathbf{p}_L = (p_{n_H+1}, p_{n_H+2}, \dots, p_n)$, and denote \mathbf{c}_H and \mathbf{c}_L similarly. Then we can define

$$\begin{aligned} x &= K_H^{-1} \left(\sum_{i=1}^{n_H} \binom{n_H-1}{i-1} [F_H(x)]^{n_H-i} [1-F_H(x)]^{i-1} (p_i + c_i) \right) := J_H(F_H(x), \mathbf{p}_H + \mathbf{c}_H), \\ x &= K_L^{-1} \left(\sum_{i=1}^{n_L} \binom{n_L-1}{i-1} [F_L(x)]^{n_L-i} [1-F_L(x)]^{i-1} (p_{n_H+i} + c_{n_H+i}) \right) := J_L(F_L(x), \mathbf{p}_L + \mathbf{c}_L). \end{aligned} \quad (39)$$

Based on Lemma D.3, we can reformulate the Problem (1) as follows:

$$\begin{aligned} \max_{\mathbf{c}} \quad & n_H \int_0^1 K_H(J_H(y, \alpha \mathbf{p}_H - \mathbf{c}_H)) J_H(y, \mathbf{p}_H + \mathbf{c}_H) dy \\ & + n_L \int_0^1 K_L(J_L(y, \alpha \mathbf{p}_L - \mathbf{c}_L)) J_L(y, \mathbf{p}_L + \mathbf{c}_L) dy \\ & + h \left(\frac{n_H}{n} \int_0^1 J_H(y, \mathbf{p}_H + \mathbf{c}_H) dy + \frac{n_L}{n} \int_0^1 J_L(y, \mathbf{p}_L + \mathbf{c}_L) dy \right) \\ \text{s.t.} \quad & c_1 \geq c_2 \geq \dots \geq c_n \geq 0. \end{aligned}$$

Analogous to the proof of Theorem 4.2, we can show that the symmetric form of the objective function is concave with respect to (c_1, \dots, c_{n_H-1}) and $(c_{n_H+1}, \dots, c_{n-1})$. Therefore, the optimal compensation mechanism must satisfy $c_1 = \dots = c_{n_H-1}$ and $c_{n_H+1} = \dots = c_{n-1}$. ■

Proposition F.1 *Under the assumptions of Theorem 5.3, if $n_H = n_L$, the position biases satisfy*

$$\frac{p_1}{p_{n_H} + 1} = \frac{p_2}{p_{n_H} + 2} = \dots = \frac{p_{n_H}}{p_n} := r,$$

(for instance, this holds when the position biases form an arithmetic sequence), $h(x)$ is a linear function, and the support structure of the separated equilibrium corresponds to Figure 17, then the optimal compensation mechanism must satisfy $c_H = r c_L > c_L$.

The proposition shows that, when $n_H = n_L$ and h is linear, if the position bias vectors faced by type- H and type- L creators in a separated equilibrium (with $\bar{x}_L < \underline{x}_H$) are proportional, the optimal compensation mechanism must treat the two creator types differently, and the ratio between their compensations coincides with the ratio of the position biases.

To prove Proposition F.1, we first introduce two auxiliary lemmas. In what follows, the tuple $(m, \mathbf{p}, \gamma, g(\cdot))$ denotes a symmetric setting with m creators sharing the same cost parameter γ and cost function $g(\cdot)$, and compete under position bias vector \mathbf{p} (which may already reflect the effect of the mechanism). We examine properties of the symmetric equilibrium under this configuration.

Lemma F.2 *Configurations $(m, \mathbf{p}, \gamma, g(\cdot))$ (denoted as C_1) and $(m, s\mathbf{p}, s\gamma, g(\cdot))$ (denoted as C_2) yield the same equilibrium strategy for any scalar $s > 0$.*

Proof : Let F_1 and F_2 denote the equilibrium strategies under configurations C_1 and C_2 , respectively, with corresponding equilibrium utilities u_1 and u_2 and supports $[\underline{x}_1, \bar{x}_1]$ and $[\underline{x}_2, \bar{x}_2]$. By the third part of Proposition B.3,

$$\underline{x}_1 = \arg \max_x xp_m - \gamma g(x) = \arg \max_x xsp_m - s\gamma g(x) = \underline{x}_2,$$

thus we have

$$u_2 = \underline{x}_2 sp_m - s\gamma g(\underline{x}_2) = s(\underline{x}_1 p_m - \gamma g(\underline{x}_1)) = su_1.$$

Note that

$$\begin{aligned} \sum_{i=1}^m \binom{m-1}{i-1} [F_1(x)]^{m-i} [1 - F_1(x)]^{i-1} p_i &= \frac{u_1 + \gamma g(x)}{x}, \\ \sum_{i=1}^m \binom{m-1}{i-1} [F_2(x)]^{m-i} [1 - F_2(x)]^{i-1} sp_i &= \frac{u_2 + s\gamma g(x)}{x} = s \cdot \frac{u_1 + \gamma g(x)}{x}. \end{aligned}$$

Therefore, if $F_1(x_1) = F_2(x_2)$, then $x_1 = x_2$ is a feasible solution to both equations above. Since this feasible solution constitutes an equilibrium strategy and Theorem 4.1 ensures that the equilibrium strategy is unique, we conclude that $F_1 = F_2$. \blacksquare

Denote the objective value of Problem (1) under configuration C as $W(\mathbf{p}, \gamma)$, then Lemma F.2 implies that for any scalar $s > 0$, $W(\mathbf{p}, \gamma) = W(s\mathbf{p}, s\gamma)$.

Lemma F.3 *Let $C_1 = (m, \mathbf{p}, \gamma_1, g(\cdot))$ and $C_2 = (m, \mathbf{p}, \gamma_2, g(\cdot))$, where $g(x) = x^\beta$. Then*

$$\frac{W(\mathbf{p}, \gamma_1)}{W(\mathbf{p}, \gamma_2)} = \left(\frac{\gamma_2}{\gamma_1} \right)^{\frac{1}{\beta-1}}.$$

Proof : Let F_1 and F_2 denote the equilibrium strategies under configurations C_1 and C_2 , respectively, with corresponding equilibrium utilities u_1 and u_2 and supports $[\underline{x}_1, \bar{x}_1]$ and $[\underline{x}_2, \bar{x}_2]$. By the third part of Proposition B.3,

$$\underline{x}_1 = \arg \max_x xp_m - \gamma_1 x^\beta = \left(\frac{p_m}{\gamma_1 \beta} \right)^{\frac{1}{\beta-1}}, \quad \underline{x}_2 = \arg \max_x xp_m - \gamma_2 x^\beta = \left(\frac{p_m}{\gamma_2 \beta} \right)^{\frac{1}{\beta-1}},$$

thus we have

$$\frac{u_1}{u_2} = \frac{\underline{x}_1 p_m - \gamma_1 \underline{x}_1^\beta}{\underline{x}_2 p_m - \gamma_2 \underline{x}_2^\beta} = \left(\frac{\gamma_2}{\gamma_1} \right)^{\frac{1}{\beta-1}} := k.$$

Following a line of argument similar to the proof of Lemma F.2, we can show that if $F_1(x_1) = F_2(x_2)$, then $x_1 = kx_2$. Consequently, the expectation of quality under configuration C_1 (denoted as $\mathbb{E}_1[X]$) and that under configuration C_2 (denoted as $\mathbb{E}_2[X]$) satisfy $\mathbb{E}_1[X] = k\mathbb{E}_2[X]$, and for any

$i \in [m]$, and the expectation of i -th order statistic $X_{(i)}$ under configuration C_1 (denoted as $\mathbb{E}_1[X_{(i)}]$) and that under configuration C_2 (denoted as $\mathbb{E}_2[X_{(i)}]$) satisfy $\mathbb{E}_1[X_{(i)}] = k\mathbb{E}_2[X_{(i)}]$. Therefore, $W(\mathbf{p}, \gamma_1) = kW(\mathbf{p}, \gamma_2)$. ■

Proof of Proposition F.1 : Let \mathbf{p}_H , \mathbf{p}_L , \mathbf{c}_H , and \mathbf{c}_L be the position bias vectors and compensation vectors faced by type- H and type- L creators in the separated equilibrium, respectively. By Lemma F.2 and Lemma F.3, we have

$$W(\mathbf{p}_L, \gamma_L) = W(\mathbf{p}_H, r\gamma_L) = \left(\frac{\gamma_H}{r\gamma_L}\right)^{\frac{1}{\beta-1}} W(\mathbf{p}_H, \gamma_H).$$

Therefore, if \mathbf{c}_H is an optimal compensation vector for type- H creators, then setting $\mathbf{c}_L = \frac{1}{r}\mathbf{c}_H$ yields an optimal compensation vector for type- L creators, since

$$W(\mathbf{p}_L + \mathbf{c}_L, \gamma_L) = W(\mathbf{p}_H + \mathbf{c}_H, r\gamma_L) = \left(\frac{\gamma_H}{r\gamma_L}\right)^{\frac{1}{\beta-1}} W(\mathbf{p}_H + \mathbf{c}_H, \gamma_H).$$

■

Although the assumption required by Proposition F.1 is relatively strong: requiring equal group sizes, a specific form of the position bias vectors, a linear function h , and a particular separated equilibrium structure, it illustrates that in realistic settings, the optimal compensation mechanism may indeed need to differentiate between creator types to achieve a more efficient incentive effect. In Appendix H.4 we will use numerical experiments to further explore the relation between \mathbf{c}_H and \mathbf{c}_L under a wider range of plausible parameter configurations.

Proof of Proposition 5.5 : The proof is similar to that of Proposition 4.3, thus we use the same notations as in that proof. First, we derive the partial derivatives of $W(\mathbf{p}, \mathbf{c})$ with respect to p_i and c_i for $i \in [n]$. Then, we compare these two derivatives to establish equation (17). Then we note that the definition of TPBL citation mechanism ensures that

$$\frac{s_1}{c_1} = \dots = \frac{s_{n-1}}{c_{n-1}}, \quad \text{and} \quad s_n = c_n = 0.$$

Therefore, following an argument analogous to the proof of Proposition 4.3, we can consider the two cases $\mathbf{r} = \mathbf{s}$ and $\mathbf{r} = \mathbf{c}$ respectively to prove the conclusion. ■

G Details on Data Collection

G.1 The 24 Search Queries

The 24 search queries used in our user click experiment are listed below. The first 12 are fact-based queries and the last 12 are open-ended queries.

1. What is the capital city of Kenya?
2. What is the population of Russia?
3. What was the contribution that earned the 1994 Nobel Prize in Economics?
4. When is the deadline of ICML 2026?
5. Calculate the integral $\int_0^{\pi/2} \sin^3 x \, dx$.

6. How can I fix the image size in Markdown?
7. What is the fine for crossing a double yellow line?
8. What is defined as the normal blood pressure range for adults?
9. Detailed overview of the Falklands War.
10. Prove the Cauchy's Mean Value Theorem.
11. Algorithm implementations for the various variants of the Knapsack Problem.
12. The distinct periods in Vincent van Gogh's paintings.
13. Impact of Zohran Mamdani's election as Mayor of New York City.
14. How to plan a three-day trip for Beijing?
15. How can I improve my sleep quality?
16. Key points to note for a thesis defense.
17. What are some effective methods and resources for self-learning a new language, such as Japanese?
18. What books should I read to understand the Chinese economy?
19. How to design a home study room?
20. How to appreciate the painting "Mona Lisa"?
21. What are the fundamental differences between Marxist economics and Western economics?
22. What key factors should I consider when buying my first car?
23. How to prepare a creative birthday gift for my mother?
24. Suggestions for beginners learning to play the piano.

G.2 Examples of the Three Search Interfaces

The following figures illustrate examples of the three types of search engine interfaces used in our user click experiment.

The Type A interface is shown in Figure 26. The name Baigle is a fictional search engine brand formed by combining the first three letters of "Baidu" and the last three letters of "Google". The layout follows a conventional search engine design, with all advertisements and other elements that might affect clicking behavior removed. In the Type A interface, users see only the traditional list of organic results; no AI Overview appears. A "Notice" box in the upper-right corner reminds participants of the interface type. An answer box in the bottom-right corner promotes careful engagement: users are required to enter their answer after finding a satisfactory result.

Figure 27 presents the Type B interface, which includes an AI Overview at the top of the search results but does not cite any specific web pages. Figure 28 shows the AI Overview with citations in the Type C interface; here, four relevant web pages are cited below the AI Overview.

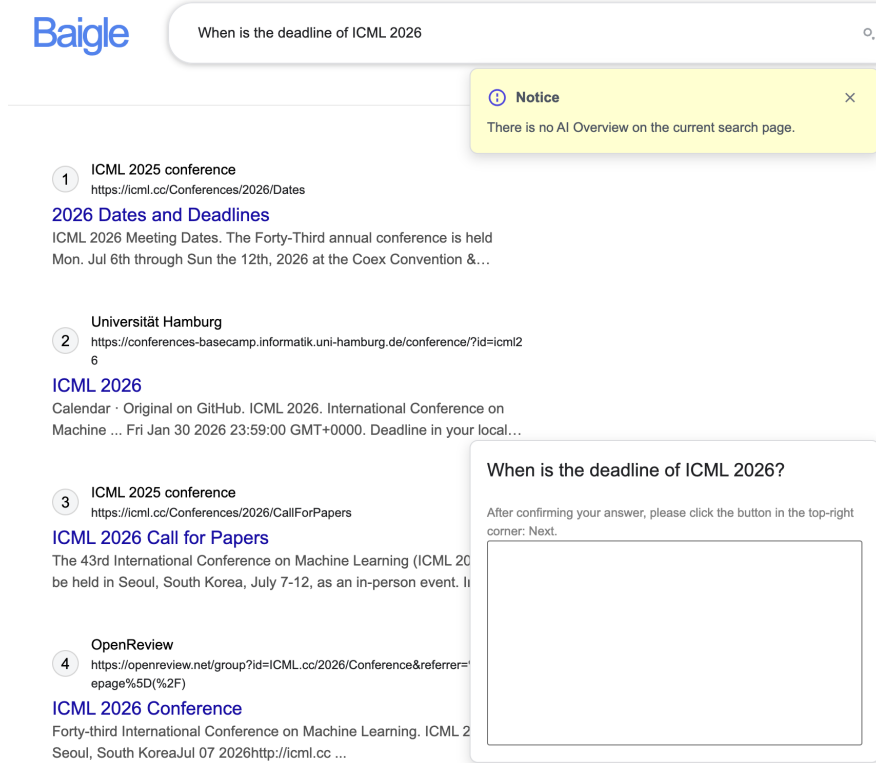


Figure 26: Example of Type A interface

G.3 Position Bias Computation Details

The code for computing position bias is based on open source resources provided in [11], which use the EM algorithm to estimate position bias from user click data. Here we explain the adjustments we made to their method in order to obtain the results in our paper. Recall that in the PBM model we adopt, the click-through rate depends on two factors: the attractiveness of the page (the effort of creator) and the position bias of its rank.

1. Because the search results are identical across the three interface types, the attractiveness of each page should be the same in all three cases. Consequently, when estimating position bias, we ensure that the attractiveness values used for the three interfaces are consistent.
2. The position bias of the AI Overview itself requires a separate estimation. Our experiment recorded dwell times for every page, including the AI Overview. We consider the AI Overview to have been examined if the dwell time is at least 2 seconds. For dwell times shorter than 2 seconds, we further check whether any other page was clicked. If no other page was clicked, we assume the user obtained the answer from the AI Overview and therefore treat it as examined. Otherwise, we inspect whether the participant’s answer indicates that they referred to the AI Overview. Applying these criteria to the 800 search tasks that contained an AI Overview, we identified only 9 instances where the AI Overview was not examined. This yields an estimated position bias for the AI Overview of $1 - 9/800 \approx 0.9888$. This value is very close to the position bias of the top-ranked page in the absence of an AI Overview, and because the AI Overview effectively occupies the first position, the estimate is reasonable.
3. We also need to estimate the position bias of pages cited in the AI Overview. Since these cited

Notice

There is an AI Overview on the current search page, but the AI does not provide a citation.

AI Overview

The 1994 Nobel Prize in Economics was awarded to John Nash, John Harsanyi, and Reinhard Selten for their "pioneering analysis of equilibria in the theory of non-cooperative games". Their work, particularly John Nash's concept of the Nash equilibrium, provided a foundational framework for analyzing strategic interactions in various fields, including economics.

John Nash: Received recognition for his analysis of equilibria in non-

[Read more...](#)

1

Nobel Prize

<https://www.nobelprize.org/prizes/economic-sciences/1994/press-release/>

The Prize in Economics 1994 - Press release

John F. Nash introduced the distinction between cooperative games, in which binding agreements can be made, and non-cooperative games, where binding..

2

Nobel Prize

<https://www.nobelprize.org/prizes/economic-sciences/1994/nash/facts/>

John F. Nash Jr. – Facts

Who were awarded the 1994 Nobel Prize in Economics and what were their respective contributions?

After confirming your answer, please click the button in the top-right corner: Next.

Figure 27: Example of Type B interface

pages also appear in the traditional list of organic results, we ensure that their attractiveness is kept consistent with the attractiveness of the corresponding pages in the organic list.

Taking these three points into account, we adapted the code from [11] to compute the position bias estimates presented in Table 1 and Table 2.

G.4 Additional Data and Analyses

Tables 3 and 4 report the click-through rates (CTRs) for the first 12 fact-based queries, while Tables 5 and 6 present the CTRs for the remaining 12 open-ended queries. The tables show that the changes in CTR following the introduction of the AI Overview and the citation mechanism do not differ significantly between fact-based and open-ended queries. The principal difference between the two query types is the overall CTR level, which is higher for open-ended queries, an intuitive result because users typically click more when addressing this type of questions. Since our discussion centers on trends in position bias, we do not distinguish between the two query types and instead combine them for a consolidated analysis.

Table 3: CTR of pages excluded from the AI Overview for queries 1-12

Type	page1	page2	page3	page4	page5	page6	page7	page8	page9	page10
A	0.7108	0.3775	0.3137	0.2353	0.0686	0.0637	0.0392	0.0294	0.0294	0.0343
B	0.5500	0.3400	0.1550	0.1000	0.0450	0.0450	0.0500	0.0500	0.0450	0.0300
C	0.3400	0.2050	0.1350	0.1200	0.0350	0.0450	0.0400	0.0350	0.0250	0.0100

AI Overview

For adults, a normal blood pressure reading is less than 120/80 mmHg, meaning a systolic pressure (the top number) of less than 120 and a diastolic pressure (the bottom number) of less than 80. Blood pressure is measured in millimeters of mercury (mmHg). A reading of 120 to 129 systolic and less than 80 diastolic is considered "elevated," while 130/80 or higher indicates high blood pressure (hypertension).

Normal: Less than 120 systolic AND less than 80 diastolic.

Elevated: Systolic between 120-129 AND diastolic less than 80.

High Blood Pressure (Hypertension) Stage 1: Systolic between 130-139 OR diastolic between 80-89.

High Blood Pressure (Hypertension) Stage 2: Systolic 140 or higher OR diastolic 90 or higher.

AI-generated content for reference only

Reference Sources

[What Is High Blood Pressure? - NHLBI](#)

A healthy systolic blood pressure is less than 120 mm Hg. A healthy diastolic pressure is...

National Institutes of Health (NIH) | (.gov)

[Understanding Blood Pressure Readings](#)

Blood Pressure Categories ; 120 – 129, and, LESS THAN 80 ; 130 – 139, or, 80 – 89.

www.heart.org

[What is High Blood Pressure? - American Heart Association](#)

Normal blood pressure is below 120/80 mm Hg. If you're an adult and your systolic pre...

www.heart.org

[What are high blood pressure numbers?](#)

What is blood pressure? · Normal: less than 120/80 · Elevated: systolic between 120-1...

Penn Medicine

Figure 28: Example of AI Overview with citations in Type C interface

Table 4: CTR of pages included in the AI Overview for queries 1-12

page1	page2	page3	page4
0.3700	0.1800	0.1300	0.0400

H Details and Additional Results of Experiment

H.1 Parameters in Experiments

We first outline the adjustable parameters in our experiments: the profitability α of search engine, the quality function h of the AI Overview, the exponent $\beta \geq 2$ of the creator cost function g , the cost coefficient γ_L for high-cost creators (with the low-cost creator coefficient γ_H fixed due to Lemma F.3), and the number of low-cost creators n_H (the total number is fixed at 10, so $n_L = 10 - n_H$).

The parameters α and h can be easily estimated by the search engine, whereas β , γ_L , and n_H require the search engine to infer the equilibrium by aggregating page attraction data (x_i in our model) across many queries from the same category. Using this estimate together with Propositions E.13 and E.17, the search engine can infer these parameters. Such inference, however, neces-

Table 5: CTR of pages excluded from the AI Overview for queries 13-24

Task	page1	page2	page3	page4	page5	page6	page7	page8	page9	page10
A	0.8578	0.6176	0.2990	0.2794	0.2157	0.1176	0.1127	0.1078	0.0882	0.0686
B	0.5980	0.3668	0.1859	0.1809	0.1256	0.0854	0.0704	0.0653	0.0704	0.0603
C	0.3850	0.2500	0.1500	0.1400	0.0750	0.0650	0.0550	0.0300	0.0350	0.0300

Table 6: CTR of pages included in the AI Overview for queries 13-24

page1	page2	page3	page4
0.4250	0.2850	0.1800	0.0950

sitates large-scale, real-world data on creator behavior, to which we do not have access. Therefore, in our experiments we simulate a range of plausible values for these parameters to examine how they affect the optimal compensation structure.

In practice, these parameters typically differ across search topics. For specialized queries such as academic searches, content creation requires more specialized expertise, resulting in a lower value of β (note that g is defined on $[0, 1]$). Moreover, in such contexts, the gap between γ_L and γ_H tends to be larger. In contrast, for general-interest topics like entertainment or daily life, the barrier to creation is lower, leading to a relatively higher β and a narrower difference between γ_L and γ_H . Therefore, a search engine needs to estimate separate sets of parameters for different types of queries and tailor its mechanism accordingly.

H.2 Experiment Evaluation of Conjecture 5.6

In this subsection, we analyze the structure of the optimal compensation vector \mathbf{c} under various parameter configurations through numerical experiments, thereby supporting Conjecture 5.6.

Specifically, we fix $\alpha = 1$, since it appears linearly in the objective and does not affect Schur-concavity. We set $h(x) = x$, because the proof of Theorem 4.2 implies that any increasing concave h yields the same optimal compensation structure and a linear h avoids introducing extra concavity into the objective. We fix $\gamma_L = 2.01$ and choose $\beta \in \{4, 6, 8\}$ to ensure a hybrid equilibrium occurs. We set $n_H \in \{3, 5, 7\}$ to cover different proportions of low- and high-cost creators.

We evaluate Conjecture 5.6 by testing the Schur-concavity of the objective function with respect to two sets of compensation variables: $c_1, c_2, \dots, c_{n_H-1}$ and $c_{n_H+1}, c_{n_H+2}, \dots, c_{n-1}$. Specifically, when testing Schur-concavity in $c_1, c_2, \dots, c_{n_H-1}$, we fix $c_{n_H+1}, c_{n_H+2}, \dots, c_{n-1}$ at 0 and set a constant total sum c_{sum} , and vary $c_1, c_2, \dots, c_{n_H-1}$ with a step size of 0.05 under the constraints $\sum_{i=1}^{n_H-1} c_i = c_{\text{sum}}$ and $c_i \in [0, 1]$. Similarly, when testing Schur-concavity with respect to $c_{n_H+1}, c_{n_H+2}, \dots, c_{n-1}$, we fix c_1, c_2, \dots, c_{n_H} at a constant value large enough to maintain the monotonicity requirement of compensation (0.6 or 0.8 based on equilibrium properties, we directly add this value to the position biases in Table 7). The remaining steps follow the same procedure as above.

To ensure robustness, for each parameter combination we conduct experiments under three different position bias vectors, constructed by varying q_1 and q_{n_H} in the TPBL mechanism. The only exception occurs when testing Schur-concavity in $c_1, c_2, \dots, c_{n_H-1}$ with $n_H = 7$, where the hybrid equilibrium is more difficult to attain; in this case, only two position bias vectors are used. Moreover, three different values of c_{sum} are selected under each position bias vector according to the value of n_H . The complete parameter settings are provided in Table 7.

We test all pairs of compensation vectors that satisfy the majorization ordering, comparing their respective objective values to empirically verify Schur-concavity. The experimental results demonstrate that, under all tested parameter configurations, the objective function exhibits Schur-concavity with respect to $c_1, c_2, \dots, c_{n_H-1}$ and $c_{n_H+1}, c_{n_H+2}, \dots, c_{n-1}$, thereby supporting Conjecture 5.6.

Table 7: Parameter configurations of the experiments on the optimal c

n_H	tested c	c_{sum}	vector	values
3	(c_1, c_2)	{0.6, 1.2, 1.8}	\mathbf{p}_1	[0.8357, 0.7302, 0.4774, 0.4461, 0.3080, 0.2372, 0.2319, 0.2230, 0.2192, 0.1158]
			\mathbf{p}_2	[0.9057, 0.8002, 0.4574, 0.4261, 0.2880, 0.2172, 0.2119, 0.2030, 0.1992, 0.1158]
			\mathbf{p}_3	[0.9757, 0.8702, 0.4374, 0.4061, 0.2680, 0.1972, 0.1919, 0.1830, 0.1792, 0.1158]
5	(c_1, c_2, c_3, c_4)	{0.8, 1.2, 1.6}	\mathbf{p}_1	[0.8357, 0.7302, 0.4774, 0.4461, 0.3080, 0.2372, 0.2319, 0.2230, 0.2192, 0.1158]
			\mathbf{p}_2	[0.8857, 0.7802, 0.5274, 0.4961, 0.2680, 0.1972, 0.1919, 0.1830, 0.1792, 0.1158]
			\mathbf{p}_3	[0.9357, 0.8302, 0.5774, 0.5461, 0.2280, 0.1572, 0.1519, 0.1430, 0.1392, 0.1158]
7	$(c_1, c_2, c_3, c_4, c_5, c_6)$	{1.2, 1.8, 2.4}	\mathbf{p}_1	[0.8357, 0.7302, 0.4774, 0.4461, 0.3080, 0.2372, 0.2319, 0.2230, 0.2192, 0.1158]
			\mathbf{p}_2	[0.8557, 0.7502, 0.4974, 0.4661, 0.3280, 0.2572, 0.1919, 0.1830, 0.1792, 0.1158]
			\mathbf{p}_3	–
3	$(c_4, c_5, c_6, c_7, c_8, c_9)$	{0.6, 1.2, 1.8}	\mathbf{p}_1	[1.4357, 1.3302, 1.0774, 0.4461, 0.3080, 0.2372, 0.2319, 0.2230, 0.2192, 0.1158]
			\mathbf{p}_2	[1.5057, 1.4002, 1.0574, 0.4261, 0.2880, 0.2172, 0.2119, 0.2030, 0.1992, 0.1158]
			\mathbf{p}_3	[1.5757, 1.4702, 1.0374, 0.4061, 0.2680, 0.1972, 0.1919, 0.1830, 0.1792, 0.1158]
5	(c_6, c_7, c_8, c_9)	{0.4, 0.8, 1.2}	\mathbf{p}_1	[1.4357, 1.3302, 1.0774, 1.0461, 0.9080, 0.2372, 0.2319, 0.2230, 0.2192, 0.1158]
			\mathbf{p}_2	[1.4857, 1.3802, 1.1274, 1.0961, 0.8680, 0.1972, 0.1919, 0.1830, 0.1792, 0.1158]
			\mathbf{p}_3	[1.5357, 1.4302, 1.1774, 1.1461, 0.8280, 0.1572, 0.1519, 0.1430, 0.1392, 0.1158]
7	(c_8, c_9)	{0.4, 0.6, 0.8}	\mathbf{p}_1	[1.6357, 1.5302, 1.2774, 1.2461, 1.1080, 1.0372, 1.0319, 0.2230, 0.2192, 0.1158]
			\mathbf{p}_2	[1.6557, 1.5502, 1.2974, 1.2661, 1.1280, 1.0572, 0.9919, 0.1830, 0.1792, 0.1158]
			\mathbf{p}_3	[1.6757, 1.5702, 1.3174, 1.2861, 1.1480, 1.0772, 0.9519, 0.1430, 0.1392, 0.1158]

H.3 The Effectiveness of the UBL and TPBL Mechanism

In this subsection, we use numerical experiments to demonstrate that the objective value achieved by the UBL (Section 4.2) and TPBL (Section 5.2) mechanism is close to that of the optimal citation mechanism under symmetric case across a wide range of parameter configurations. This validates the effectiveness of these mechanisms and thus provides practically feasible and effective citation mechanisms.

To quantify the gap between the UBL/TPBL mechanisms and the optimal citation mechanism, we first define $W^*(\mathbf{p}) = \max_{\mathbf{c}} W(\mathbf{p}, \mathbf{c})$ as the optimal objective value given a position bias vector \mathbf{p} . Let \mathbf{p}_{opt} denote the position bias vector induced by the optimal citation mechanism, \mathbf{p}_{UBL} and \mathbf{p}_{TPBL} those induced by the UBL and TPBL mechanisms, respectively, and \mathbf{p}_C the position bias vector corresponding to Type C in Table 1. We define the approximation ratio as

$$\rho = \frac{W^*(\mathbf{p}_{\text{mechanism}}) - W^*(\mathbf{p}_C)}{W^*(\mathbf{p}_{\text{opt}}) - W^*(\mathbf{p}_C)}, \quad \text{mechanism} \in \{\text{UBL, TPBL}\}. \quad (40)$$

This ratio measures the relative improvement of UBL or TPBL over the baseline (\mathbf{p}_C) compared to the improvement achieved by the optimal citation mechanism. A value of ρ closer to 1 indicates that the mechanism performs nearly optimally.

However, computing this approximation ratio poses a challenge. According to Section 3, under our experimental configuration ($n = 10, m = 4$), directly determining the optimal citation mechanism requires solving an optimization problem with 40 variables subject to 45 constraints. Such a problem is computationally intractable without further structural assumptions. To address this, we utilize the following simplified model: let p_i^C be the position biases of the i -th ranked organic search results when they are not cited, Δp_i^C be the increase in position bias for the i -th ranked

Table 8: Approximate ratios under symmetric equilibrium

α	h	$\beta = 2$				$\beta = 4$				$\beta = 6$			
		$W^*(\mathbf{p}_C)$	$W^*(\mathbf{p}_{UBL})$	$W^*(\tilde{\mathbf{p}}_{opt})$	ρ	$W^*(\mathbf{p}_C)$	$W^*(\mathbf{p}_{UBL})$	$W^*(\tilde{\mathbf{p}}_{opt})$	ρ	$W^*(\mathbf{p}_C)$	$W^*(\mathbf{p}_{UBL})$	$W^*(\tilde{\mathbf{p}}_{opt})$	ρ
1	x	0.885	2.225	3.054	0.618	1.932	3.503	3.812	0.836	2.321	3.922	4.105	0.897
1	\sqrt{x}	1.135	2.451	3.282	0.613	2.124	3.652	3.975	0.825	2.464	4.028	4.227	0.887
1	$\sqrt[3]{x}$	1.263	2.554	3.384	0.609	2.202	3.709	4.039	0.820	2.519	4.067	4.271	0.884
3	x	4.005	9.615	12.112	0.692	5.987	10.706	11.608	0.839	6.981	11.765	12.323	0.896
3	\sqrt{x}	4.571	9.794	12.288	0.677	6.476	11.066	12.013	0.829	7.393	12.085	12.680	0.888
3	$\sqrt[3]{x}$	4.816	9.878	12.371	0.670	6.677	11.207	12.175	0.824	7.556	12.202	12.814	0.884
5	x	9.253	21.875	26.000	0.754	10.699	18.966	20.259	0.865	11.923	19.926	20.813	0.900
5	\sqrt{x}	9.617	21.006	25.266	0.728	11.322	19.321	20.693	0.854	12.486	20.324	21.276	0.892
5	$\sqrt[3]{x}$	9.806	20.809	25.063	0.721	11.573	19.461	20.866	0.849	12.705	20.475	21.453	0.888

organic results due to the citation mechanism, so that \mathbf{p} satisfies:

$$\begin{aligned}
p_i &= p_i^C + \Delta p_i^C, \quad \forall i \in [n], \\
\text{where } \sum_{i=1}^n \Delta p_i^C &= \sum_{i=1}^m q_i, \\
\Delta p_i^C &\in [0, q_1], \quad \forall i \in [n], \\
p_1 &\geq p_2 \geq \dots \geq p_n > 0.
\end{aligned} \tag{41}$$

The constraint $\Delta p_i^C \leq q_1$ arises because the maximum possible value of Δp_i^C occurs when the page is cited with probability 1 and placed in the first position within the AI Overview. Denote \mathcal{P}' as the feasible set defined in equation (41), then $\mathcal{P} \subsetneq \mathcal{P}'$: The configuration $\Delta p_1 = 0.6$, $\Delta p_2 = 0.6$, $\Delta p_3 = 0.4407$, and $\Delta p_4 = \dots = \Delta p_{10} = 0$ is in \mathcal{P}' but is not in \mathcal{P} . Therefore, the objective value derived under this simplified model (denoted as $W^*(\tilde{\mathbf{p}}_{opt})$) serves as an upper bound on the true optimal value. Consequently, the approximation ratio ρ computed using this approach provides a conservative lower bound on the actual approximation ratio.

We first evaluate the UBL mechanism under symmetric equilibrium conditions. We conduct experiments across various parameter settings, varying $\alpha \in \{1, 3, 5\}$, $h(x) \in \{x, \sqrt{x}, \sqrt[3]{x}\}$, and $\beta \in \{2, 4, 6\}$. We compute $W^*(\mathbf{p}_C)$, $W^*(\mathbf{p}_{UBL})$, and $W^*(\tilde{\mathbf{p}}_{opt})$ using a grid search with a step size of 0.1 for position biases and 0.02 for compensation values. The resulting approximation ratios are summarized in Table 8. The results indicate that the UBL mechanism consistently achieves approximation ratios above 0.6 across all tested configurations, with many instances exceeding 0.8. Note that these ratios are conservative estimates due to the use of the simplified model for the optimal mechanism, thus the UBL mechanism effectively approximates the optimal citation mechanism in symmetric scenarios.

Moreover, as β increases, creators tend to exert higher effort levels, which in turn diminishes the influence of mechanisms on their behavior. On the one hand, this reduces the differences among various citation mechanisms, leading to an increase in the approximation ratio. On the other hand, while the impact of the compensation mechanism weakens, its associated cost rises, thereby lowering the optimal compensation and lessening the effect of α on the approximation ratio. These trends are consistently reflected in Table 8.

Then we evaluate the TPBL mechanism under asymmetric equilibrium conditions. We first consider the separated equilibrium case. Specifically, we consider three different values of n_H (i.e., $n_H = 3, 5, 7$) while varying $\alpha \in \{1, 3, 5\}$, $\beta \in \{2, 4, 6\}$ and $\gamma_L \in \{1.5, 2.0, 2.5\}$. We fix $\gamma_H = 1$, and fix $h = \sqrt{x}$ since the impact of h is not significant as observed in symmetric cases.

Table 9: Approximate ratios under separated equilibrium with $n_H = 3$

$\alpha \ \gamma_L$	$\beta = 2$				$\beta = 4$				$\beta = 6$			
	$W^*(\mathbf{p}_C)$	$W^*(\mathbf{p}_{\text{TPBL}})$	$W^*(\tilde{\mathbf{p}}_{\text{opt}})$	ρ	$W^*(\mathbf{p}_C)$	$W^*(\mathbf{p}_{\text{TPBL}})$	$W^*(\tilde{\mathbf{p}}_{\text{opt}})$	ρ	$W^*(\mathbf{p}_C)$	$W^*(\mathbf{p}_{\text{TPBL}})$	$W^*(\tilde{\mathbf{p}}_{\text{opt}})$	ρ
1 1.5	0.973	2.871	3.267	0.827	1.950	3.636	3.743	0.940	2.334	3.975	4.035	0.965
1 2.0	0.921	2.808	3.229	0.817	1.850	3.534	3.669	0.926	2.253	3.891	3.967	0.956
1 2.5	0.896	2.774	3.207	0.813	1.786	3.469	3.627	0.914	2.198	3.835	3.923	0.949
3 1.5	2.985	8.844	10.406	0.789	5.899	10.969	11.265	0.945	7.002	11.924	12.104	0.965
3 2.0	2.984	8.737	11.331	0.689	5.657	10.650	11.121	0.914	6.771	11.673	11.900	0.956
3 2.5	3.059	8.714	11.890	0.640	5.512	10.451	11.018	0.897	6.620	11.505	11.769	0.949
5 1.5	5.022	14.829	17.180	0.807	9.895	18.355	18.847	0.945	11.744	19.974	20.239	0.969
5 2.0	4.956	14.689	17.356	0.785	9.376	17.819	18.457	0.930	11.332	19.544	19.886	0.960
5 2.5	5.027	14.692	18.363	0.725	9.138	17.484	18.314	0.910	11.119	19.255	19.662	0.952

Table 10: Approximate ratios under separated equilibrium with $n_H = 5$

$\alpha \ \gamma_L$	$\beta = 2$				$\beta = 4$				$\beta = 6$			
	$W^*(\mathbf{p}_C)$	$W^*(\mathbf{p}_{\text{TPBL}})$	$W^*(\tilde{\mathbf{p}}_{\text{opt}})$	ρ	$W^*(\mathbf{p}_C)$	$W^*(\mathbf{p}_{\text{TPBL}})$	$W^*(\tilde{\mathbf{p}}_{\text{opt}})$	ρ	$W^*(\mathbf{p}_C)$	$W^*(\mathbf{p}_{\text{TPBL}})$	$W^*(\tilde{\mathbf{p}}_{\text{opt}})$	ρ
1 1.5	1.084	2.718	3.355	0.719	2.027	3.628	3.925	0.843	2.382	3.969	4.173	0.886
1 2.0	1.070	2.697	3.343	0.716	1.990	3.592	3.891	0.843	2.348	3.935	4.141	0.885
1 2.5	1.062	2.685	3.335	0.714	1.969	3.567	3.870	0.840	2.326	3.913	4.120	0.884
3 1.5	4.098	10.265	13.273	0.672	6.156	10.930	11.804	0.845	7.145	11.908	12.518	0.887
3 2.0	4.285	10.707	13.401	0.704	6.062	10.841	11.727	0.844	7.044	11.806	12.423	0.885
3 2.5	4.331	10.872	13.391	0.722	6.000	10.774	11.664	0.843	6.978	11.739	12.361	0.884
5 1.5	6.983	17.691	24.167	0.623	10.362	18.409	19.846	0.848	11.972	19.933	20.915	0.890
5 2.0	7.847	19.771	27.533	0.606	10.388	18.252	19.932	0.824	11.863	19.743	20.743	0.887
5 2.5	8.365	21.321	28.755	0.635	10.355	18.247	19.989	0.819	11.767	19.619	20.677	0.881

The approximate ratios under these configurations are summarized in Tables 9, 10 and 11. The results indicate that the TPBL mechanism consistently achieves approximation ratios above 0.6 across all tested configurations, with many scenarios achieving ratios above 0.8 or even 0.9. This demonstrates the effectiveness of the TPBL mechanism in enhancing search engine profit in asymmetric settings under separated equilibrium. The effect of γ_L on the approximation ratio is not significant, and the effects of α and β align with the observations in symmetric cases.

We then consider the hybrid equilibrium case. We again consider three different values of n_H (i.e., $n_H = 3, 5, 7$) while varying $\alpha \in \{1, 3, 5\}$ and $\beta \in \{4, 6, 8\}$, with $h = \sqrt{x}$ and $\gamma_L = 2.01$ fixed. The approximate ratios under these configurations are summarized in Table 12. Note that the range of β differs from earlier experiments, γ_L is chosen close to γ_H , and the case $n_H = 7$ with $\beta = 4$ is omitted—all these choices are intended to ensure the existence of a hybrid equilibrium in the simulations.

H.4 Experiment Results on the Optimal c_H and c_L

In this subsection, we present the property $c_H > c_L$ that Proposition F.1 indicates is valid across various parameter configurations. We fix $\gamma_H = 1$, $h = \sqrt{x}$ and $\alpha = 3$, and consider three different values of n_H (i.e., $n_H = 3, 5, 7$) while varying $\beta \in \{2, 4\}$ and $\gamma_L \in \{1.5, 2.0, 2.5\}$. Due to the step size of grid search cannot be too small in practical implementation, we fix $\alpha = 3$ and do not take $\beta = 6$ to avoid the case where the c_H and c_L are too small to be distinguished. For each parameter configuration, we take the position bias vector $\tilde{\mathbf{p}}_{\text{opt}}$. The optimal c_H and c_L under these configurations are summarized in Tables 13.

The results indicate that in all configurations except for $\gamma_L = 1.5$, we observe $c_H > c_L$ (in fact,

Table 11: Approximate ratios under separated equilibrium with $n_H = 7$

$\alpha \gamma_L$	$\beta = 2$				$\beta = 4$				$\beta = 6$			
	$W^*(\mathbf{p}_C)$	$W^*(\mathbf{p}_{\text{TPBL}})$	$W^*(\tilde{\mathbf{p}}_{\text{opt}})$	ρ	$W^*(\mathbf{p}_C)$	$W^*(\mathbf{p}_{\text{TPBL}})$	$W^*(\tilde{\mathbf{p}}_{\text{opt}})$	ρ	$W^*(\mathbf{p}_C)$	$W^*(\mathbf{p}_{\text{TPBL}})$	$W^*(\tilde{\mathbf{p}}_{\text{opt}})$	ρ
1 1.5	1.103	2.571	3.302	0.668	2.033	3.639	3.908	0.857	2.384	3.998	4.161	0.908
1 2.0	1.098	2.560	3.298	0.665	2.020	3.615	3.895	0.851	2.365	3.975	4.143	0.906
1 2.5	1.095	2.554	3.295	0.663	2.011	3.601	3.887	0.848	2.356	3.961	4.135	0.902
3 1.5	4.548	10.370	12.861	0.700	6.233	10.996	11.824	0.852	7.151	11.993	12.483	0.908
3 2.0	4.534	10.349	12.850	0.699	6.197	10.930	11.789	0.846	7.104	11.926	12.428	0.906
3 2.5	4.525	10.331	12.844	0.698	6.172	10.889	11.765	0.843	7.079	11.884	12.404	0.902
5 1.5	9.680	22.207	27.368	0.708	10.944	19.127	20.478	0.858	12.112	20.120	20.952	0.906
5 2.0	9.702	22.514	27.352	0.726	10.890	19.056	20.433	0.856	12.043	20.011	20.886	0.901
5 2.5	9.694	22.486	27.342	0.725	10.847	18.987	20.391	0.853	12.004	19.945	20.847	0.898

Table 12: Approximate ratios under hybrid equilibrium

$\beta \alpha$	$n_H = 3$				$n_H = 5$				$n_H = 7$			
	$W^*(\mathbf{p}_C)$	$W^*(\mathbf{p}_{\text{TPBL}})$	$W^*(\tilde{\mathbf{p}}_{\text{opt}})$	ρ	$W^*(\mathbf{p}_C)$	$W^*(\mathbf{p}_{\text{TPBL}})$	$W^*(\tilde{\mathbf{p}}_{\text{opt}})$	ρ	$W^*(\mathbf{p}_C)$	$W^*(\mathbf{p}_{\text{TPBL}})$	$W^*(\tilde{\mathbf{p}}_{\text{opt}})$	ρ
4 1	1.578	2.932	3.066	0.910	1.576	2.886	3.062	0.882	—	—	—	—
4 3	4.733	8.797	9.197	0.910	4.729	8.657	9.187	0.881	—	—	—	—
4 5	7.888	14.661	15.328	0.910	7.881	14.428	15.311	0.881	—	—	—	—
6 1	2.060	3.510	3.609	0.936	2.059	3.481	3.606	0.919	2.096	3.501	3.642	0.909
6 3	6.180	10.529	10.827	0.936	6.177	10.443	10.818	0.919	6.288	10.504	10.925	0.909
6 5	10.300	17.549	18.046	0.936	10.295	17.405	18.030	0.919	10.480	17.507	18.208	0.909
8 1	2.319	3.812	3.888	0.952	2.318	3.792	3.886	0.940	2.349	3.777	3.916	0.911
8 3	6.956	11.436	11.665	0.951	6.953	11.375	11.658	0.940	7.047	11.331	11.747	0.912
8 5	11.593	19.060	19.442	0.951	11.589	18.959	19.430	0.940	11.745	18.884	19.578	0.911

if a finer grid search were employed, the case $\gamma_L = 1.5$ might also satisfy $c_H > c_L$). Moreover, as γ_L increases, the gap between c_H and c_L generally widens. This trend aligns with the insight from Proposition F.1: according to Lemma F.2, raising γ_L is equivalent to reducing the position biases, which increases the ratio r in Proposition F.1 and consequently enlarges the difference between c_H and c_L .

H.5 Additional Results of Search Engine Profit Analysis

In this subsection, we present additional results of search engine profit in Section 6.2. We first demonstrate the results for symmetric case. Similar to Section 6.2, we first examine the short-term and long-term effect of introducing the AI Overview without mechanism design. We sweep over $\beta \in \{2, 3, 4, 5, 6, 7, 8\}$ and $h(x) \in \{x, \sqrt{x}, \sqrt[3]{x}, \sqrt[4]{x}, \sqrt[5]{x}\}$. Figure 29 plots W_2/W_1 and W_3/W_1 (defined as in Section 6.2) across the tested parameters. The observed patterns align with those reported in Section 6.2: a more capable AI Overview (reflected by a more concave h) and a larger β yields a higher W_2/W_1 and W_3/W_1 , and W_3/W_1 remains below 1 under all parameter configurations in this setting, indicating that introducing an AI Overview without mechanism design would lower long-term search engine profit.

We then examine long-term search engine profit when both the citation mechanism (UBL) and the compensation mechanism are introduced. We sweep over $\beta \in \{2, 3, 4, 5, 6, 7, 8\}$, $\alpha \in \{1, 3, 5, 7, 9\}$, and $h(x) \in \{x, \sqrt[3]{x}, \sqrt[5]{x}\}$. Figure 30 plots the ratio $W_4/(\alpha W_1)$ across the tested parameters. The observed patterns align with those reported in Section 6.2: after introducing the mechanisms, long-term search engine profit improves for all parameter settings, and $W_4/(\alpha W_1) > 1$ is achieved under most configurations. h has a limited effect on the overall trend, higher values of

Table 13: Optimal c_H and c_L under various parameter configurations

β	γ_L	$n_H = 3$		$n_H = 5$		$n_H = 7$	
		c_H	c_L	c_H	c_L	c_H	c_L
2	1.5	0.12	0.12	0.72	0.08	0.72	0.00
4	1.5	0.02	0.02	0.02	0.02	0.10	0.00
2	2.0	0.36	0.12	0.88	0.06	0.72	0.00
4	2.0	0.14	0.02	0.10	0.02	0.10	0.00
2	2.5	0.54	0.16	0.92	0.04	0.72	0.00
4	2.5	0.20	0.02	0.12	0.00	0.10	0.00

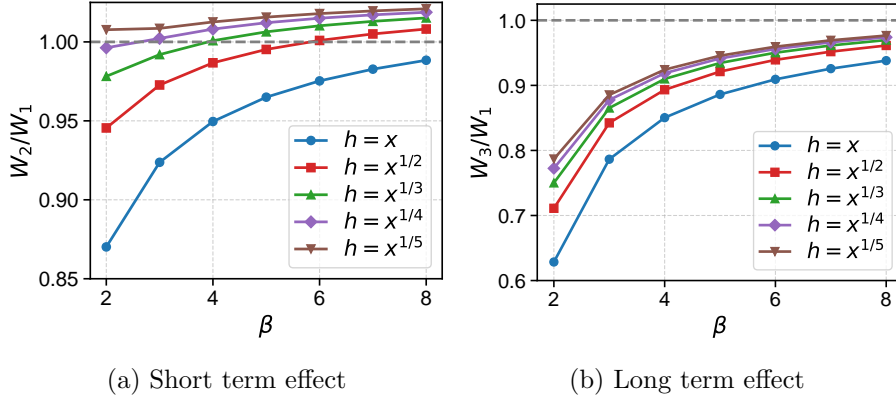


Figure 29: Short- and long-term effects of AI Overview in symmetric case

α correlate with increased $W_4/(\alpha W_1)$, and $W_4/(\alpha W_1)$ remains close to W_3/W_1 for large β .

We then demonstrate the results for asymmetric case. We first consider the separated equilibrium case. For the short-term effect of introducing the AI Overview without mechanism design, we consider $n_H \in \{3, 5, 7, 9\}$ (we do not consider $n_H = 1$ as the equilibrium is always hybrid in this case) while varying $\beta \in \{2, 3, 4, 5, 6, 7, 8\}$, $\gamma_L \in \{1.5, 2.0, 2.5\}$ (we fix $\gamma_H = 1$), and $h(x) \in \{x, \sqrt{x}, \sqrt[3]{x}, \sqrt[4]{x}, \sqrt[5]{x}\}$. Figures 31a–31c report results for $n_H = 5$ across varying values of γ_L ; γ_L exhibits negligible influence on the outcome. Consequently, for $n_H = 3$ and $n_H = 9$ (the result for $\gamma = 7$ is in the main text), we present only results with $\gamma_L = 2.0$ (see Figures 31d and 31e).

In general, the observed patterns align with those reported in Section 6.2, although in a few cases where h is highly concave, the ratio first declines and then rises. This non-monotonic behavior arises because, when h is strongly concave, the increment in the h -dependent term within W_2 due to a larger β is relatively modest, whereas the linear term in W_1 grows more substantially. Finally, the overarching trend persists across different values of n_H .

Next, we analyze the long-term effect of introducing the AI Overview without mechanism design. We fix $\gamma_H = 1, \gamma_L = 2$, and vary $n_H \in \{3, 5, 7, 9\}$, $\beta \in \{2, 3, 4, 5, 6, 7, 8\}$, and $h(x) \in \{x, \sqrt{x}, \sqrt[3]{x}, \sqrt[4]{x}, \sqrt[5]{x}\}$. Figure 32 illustrates the results. Consistent with the results in Section 6.2, W_3/W_1 remains below 1 under all parameter configurations in this setting, the effects of h and β on W_3/W_1 follow trends similar to those observed in the short-term analysis, and varying n_H does not substantially alter these patterns. Moreover, the overarching trend persists across different values of n_H .

We then analyze long-term search engine profit when both the citation mechanism (TPBL) and the compensation mechanism are introduced. We fix $\gamma_H = 1, \gamma_L = 2$, and vary $n_H \in \{3, 5, 7, 9\}$, $\beta \in \{2, 3, 4, 5, 6, 7, 8\}$, $h(x) \in \{x, \sqrt[3]{x}, \sqrt[5]{x}\}$, and $\alpha \in \{1, 3, 5, 7, 9\}$. The results are shown in Figure 33.

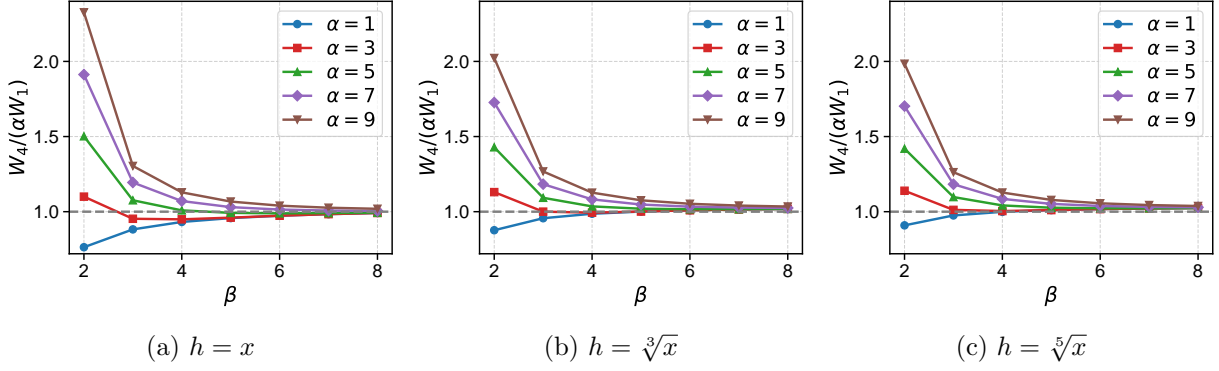


Figure 30: Long-term search engine profit under mechanism design in symmetric case

In addition to the general trends described in Section 6.2, we observe that the profit gain from mechanism design becomes more pronounced as n_H increases (tested for $n_H = 3, 5, 7, 9, 10$; the case $n_H = 10$ corresponds to the symmetric setting). This highlights the importance of providing stronger incentives to high-ability creators.

Then we analyze the hybrid equilibrium case. We first examine the short-term and long-term effect of introducing the AI Overview without mechanism design. Specifically, we consider $n_H \in \{1, 3, 5, 7\}$ (we do not consider $n_H = 9$ as the equilibrium is usually separated in this case) while varying $\beta \in \{4, 5, 6, 7, 8\}$, and $h(x) \in \{x, \sqrt{x}, \sqrt[3]{x}, \sqrt[4]{x}, \sqrt[5]{x}\}$. To ensure the existence of hybrid equilibrium, we fix $\gamma_H = 2$ and $\gamma_L = 2.01$ for $n_H \in \{1, 3, 5\}$, and $\gamma_L = 2.001$ for $n_H = 7$. Figures 34 and Figure 35 illustrate the ratio W_2/W_1 and W_3/W_1 under the specified configurations, respectively. Overall, the observed patterns align with those reported in Section 6.2 and the separated equilibrium case in this subsection, thus we omit further discussion for brevity.

Finally, we analyze long-term search engine profit when both the citation mechanism (TPBL) and the compensation mechanism are introduced. We fix $\gamma_H = 2, \gamma_L = 2.01$ for $n_H \in \{1, 3, 5\}$, and $\gamma_L = 2.001$ for $n_H = 7$. We then vary $\beta \in \{4, 5, 6, 7, 8\}$, $h(x) \in \{x, \sqrt[3]{x}, \sqrt[5]{x}\}$, and $\alpha \in \{1, 3, 5, 7, 9\}$. The results are shown in Figure 36. In fact, the overall patterns align with those reported in Section 6.2 and the separated equilibrium case in this subsection, thus we omit further discussion for brevity.

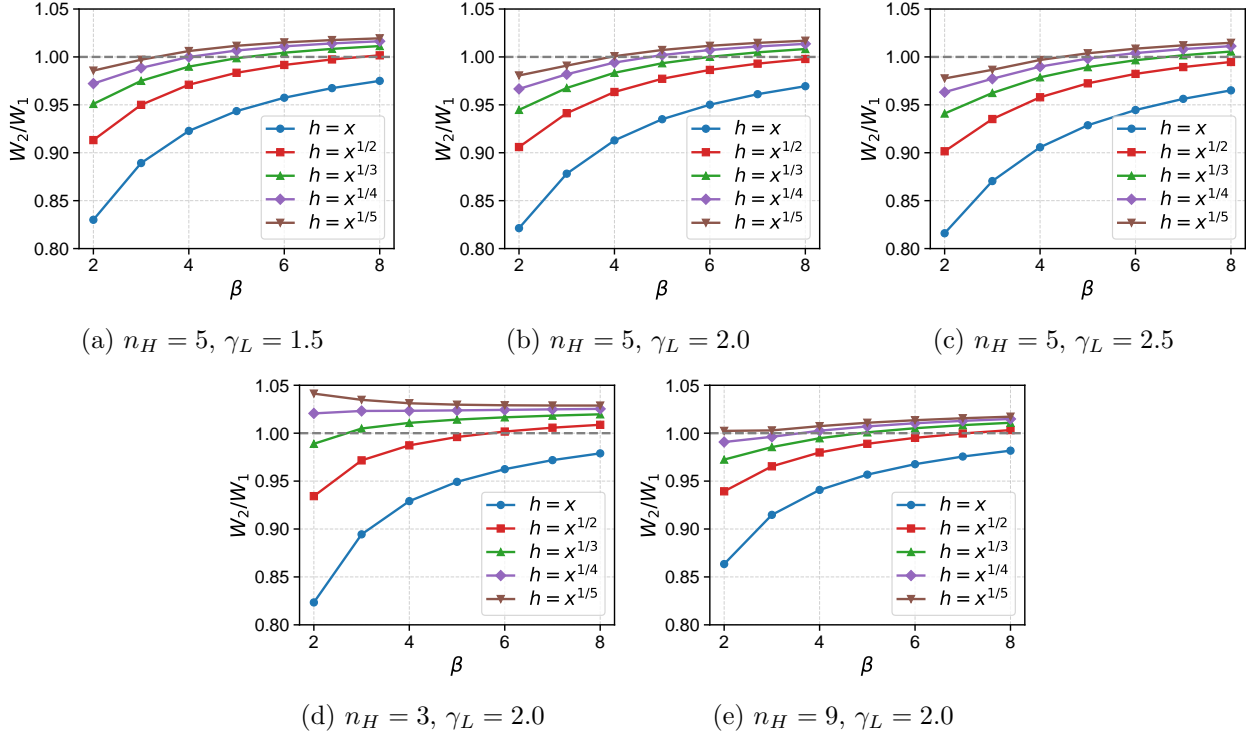


Figure 31: Short-term effect of AI Overview under separated equilibrium

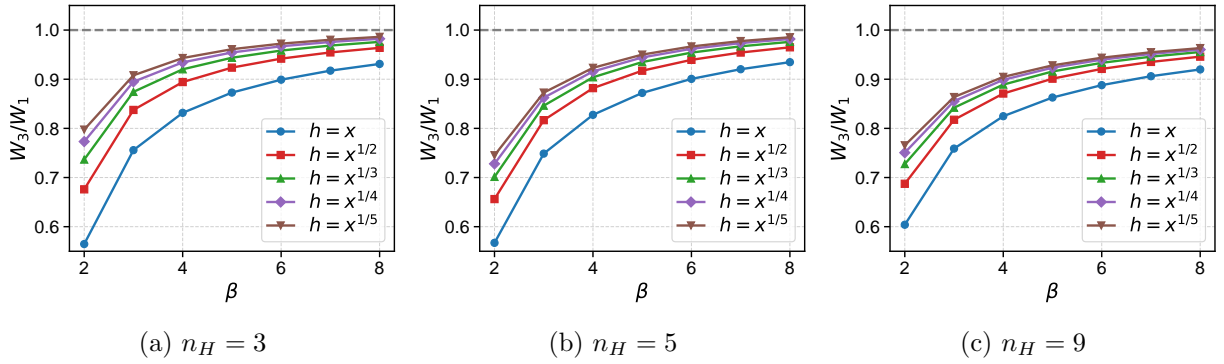


Figure 32: Long-term effect of AI Overview under separated equilibrium

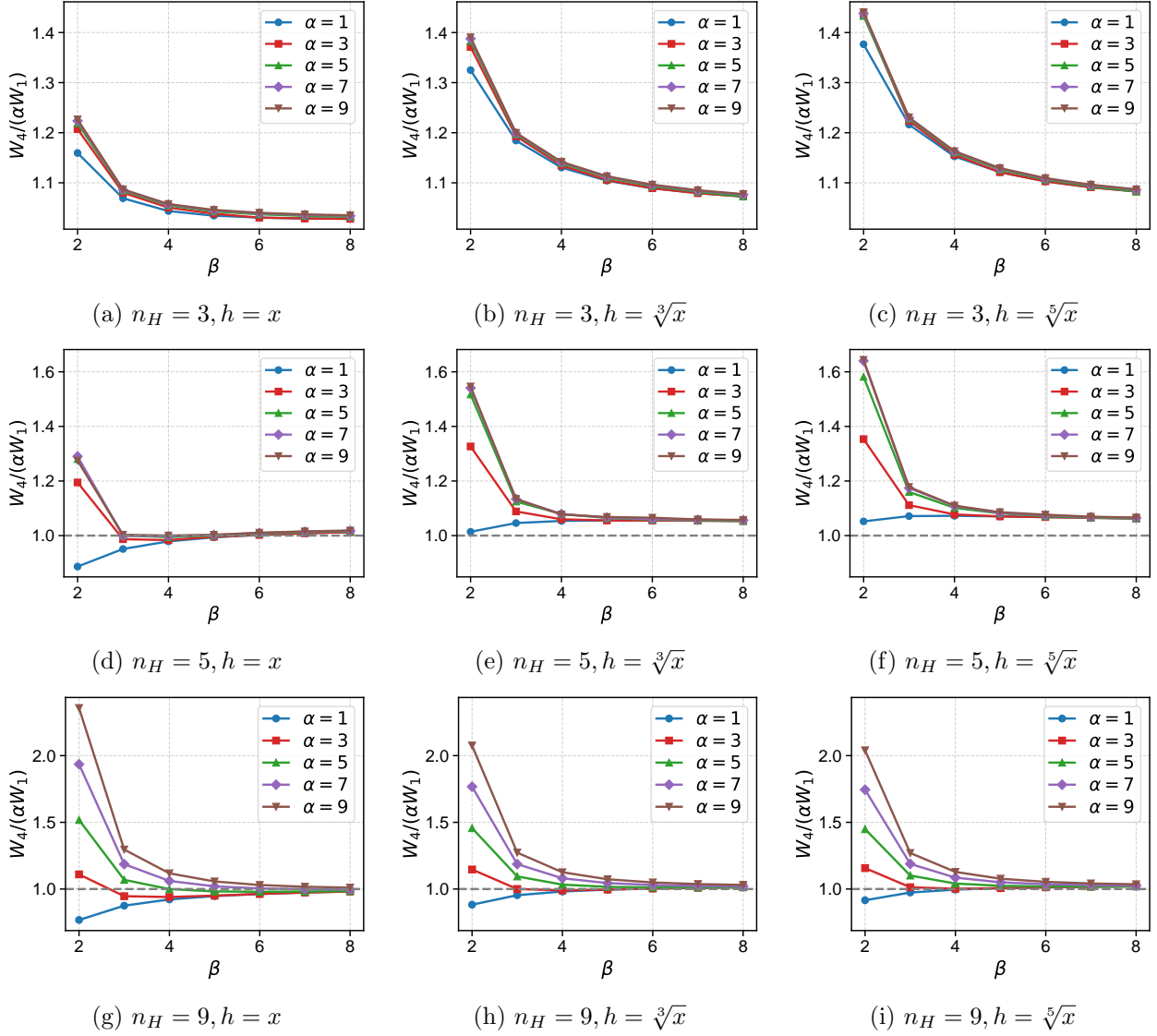


Figure 33: Long-term search engine profit under mechanism design with separated equilibrium

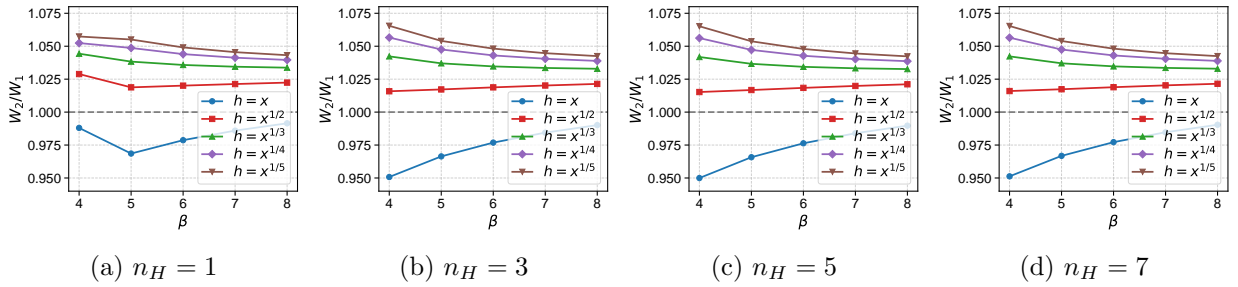


Figure 34: Short-term effect of AI Overview under hybrid equilibrium

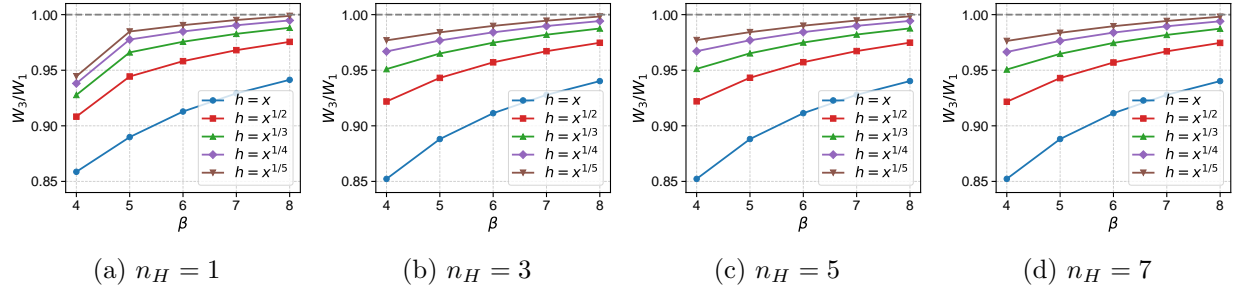
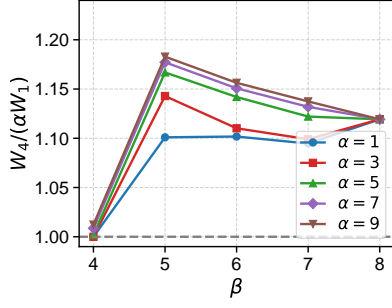
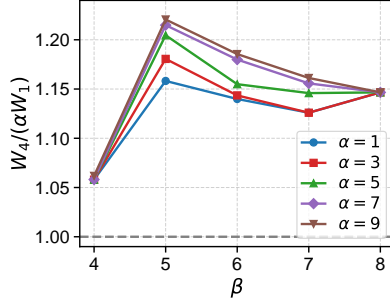


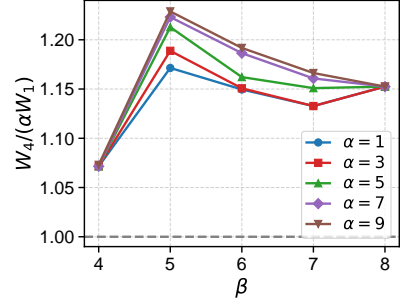
Figure 35: Long-term effect of AI Overview under hybrid equilibrium



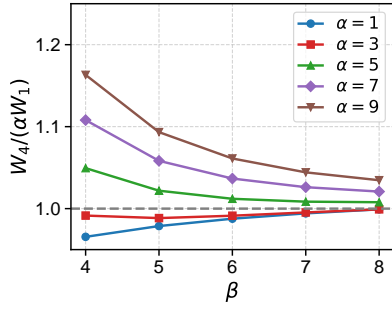
(a) $n_H = 1, h = x$



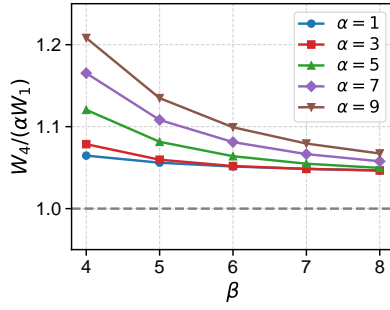
(b) $n_H = 1, h = \sqrt[3]{x}$



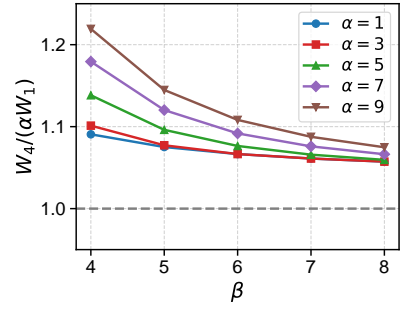
(c) $n_H = 1, h = \sqrt[5]{x}$



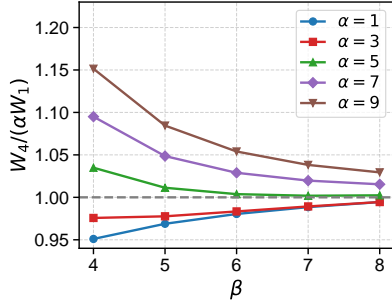
(d) $n_H = 3, h = x$



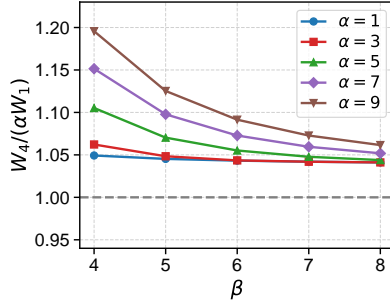
(e) $n_H = 3, h = \sqrt[3]{x}$



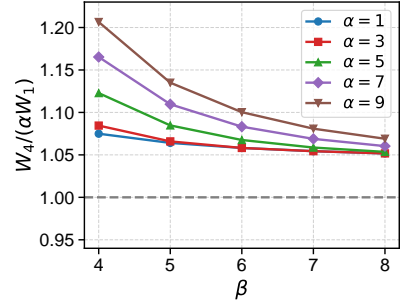
(f) $n_H = 3, h = \sqrt[5]{x}$



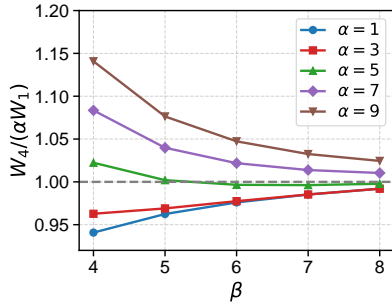
(g) $n_H = 5, h = x$



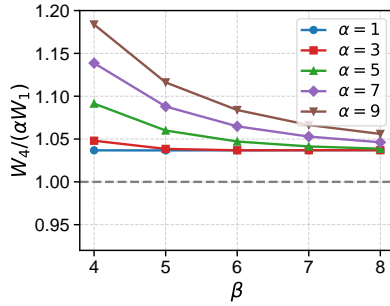
(h) $n_H = 5, h = \sqrt[3]{x}$



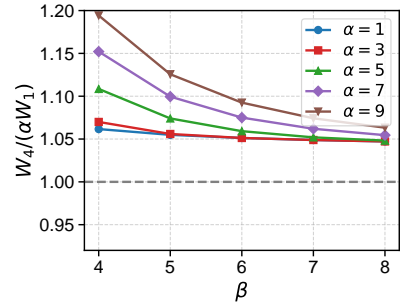
(i) $n_H = 5, h = \sqrt[5]{x}$



(j) $n_H = 7, h = x$



(k) $n_H = 7, h = \sqrt[3]{x}$



(l) $n_H = 7, h = \sqrt[5]{x}$

Figure 36: Long-term search engine profit under mechanism design with hybrid equilibrium