

Transform-Augmented GRPO Improves Pass@k

Khiem Le¹ Youssef Mroueh² Phuc Nguyen¹ Chi-Heng Lin³ Shangqian Gao⁴ Ting Hua¹ Nitesh V. Chawla¹

Abstract

Large language models trained via next-token prediction are fundamentally pattern-matchers: sensitive to superficial phrasing variations even when the underlying problem is identical. Group Relative Policy Optimization (GRPO) was designed to improve reasoning, but in fact it worsens this situation through two failure modes: *diversity collapse*, where training amplifies a single solution strategy while ignoring alternatives of gradient signal, and *gradient diminishing*, where a large portion of questions yield zero gradients because all rollouts receive identical rewards. We propose TA-GRPO (Transform-Augmented GRPO), which generates semantically equivalent transformed variants of each question (via paraphrasing, variable renaming, and format changes) and computes advantages by pooling rewards across the entire group. This pooled computation ensures mixed rewards even when the original question is too easy or too hard, while training on diverse phrasings promotes multiple solution strategies. We provide theoretical justification showing that TA-GRPO reduces zero-gradient probability and improves generalization via reduced train-test distribution shift. Experiments on mathematical reasoning benchmarks show consistent Pass@k improvements, with gains up to 9.84 points on competition math (AMC12, AIME24) and 5.05 points on out-of-distribution scientific reasoning (GPQA-Diamond).

1. Introduction

What Pretraining Creates: A Pattern-Matcher. Large Language Models (LLMs) are trained via next-token prediction: given a context, predict the probability distribution over the next token. This objective teaches the model

which tokens tend to appear in which contexts. Fundamentally, it creates a sophisticated *pattern-matcher* rather than a system that truly “understands” language or reasoning. This pattern-matching nature explains a well-known phenomenon: LLMs are sensitive to superficial variations in input phrasing. Small changes in wording (Salinas & Morstatter, 2024), question format (Hua et al., 2025), variable names, or even the order of information (Guan et al., 2025) can dramatically change model outputs, even when the underlying problem is semantically identical. A model that truly understood would be invariant to such surface-level changes; a pattern-matcher is not.

What GRPO Is Supposed To Do. To bridge the gap between token prediction and problem-solving, researchers turn to Reinforcement Learning (RL): optimize directly for task success rather than next-token likelihood. For reasoning tasks like mathematics or coding, rewards can be verified automatically: the answer is either correct or not. This setting is known as Reinforcement Learning with Verifiable Rewards (RLVR) (Lambert et al., 2025). Among RLVR algorithms, Group Relative Policy Optimization (GRPO) (Shao et al., 2024) is the most widely used. While traditional policy gradient methods require a separate value function, GRPO computes advantages by comparing rollouts within each question group. The success of DeepSeek-R1 (Guo et al., 2025) demonstrates that this simpler approach is effective, and GRPO has since been widely adopted for training reasoning models. The hope is that GRPO will teach the model to “reason better”, to develop robust problem-solving strategies that generalize beyond the training distribution.

What GRPO Actually Does: Making Pattern-Matching Worse. In practice, GRPO does not fix the pattern-matching limitation of pretrained models; it worsens it. **(1) Diversity Collapse.** GRPO amplifies whatever solution pattern currently achieves the highest reward. If the model has a dominant strategy for a question (e.g., solving algebraically rather than geometrically), GRPO reinforces this pattern while starving alternative valid patterns of gradient signal. The result is a model that collapses from knowing multiple solution strategies to knowing only one (Yue et al., 2025; Zhang et al., 2025; Dang et al., 2025). This manifests as suboptimal Pass@k performance, the probability of finding at least one correct answer in k attempts. Because the model repeatedly produces the same answer rather than

¹University of Notre Dame, IN, USA ²IBM Research, USA ³Meta, USA ⁴Florida State University, FL, USA. Correspondence to: Ting Hua <thua@nd.edu>.

Preprint.
February 2, 2026.

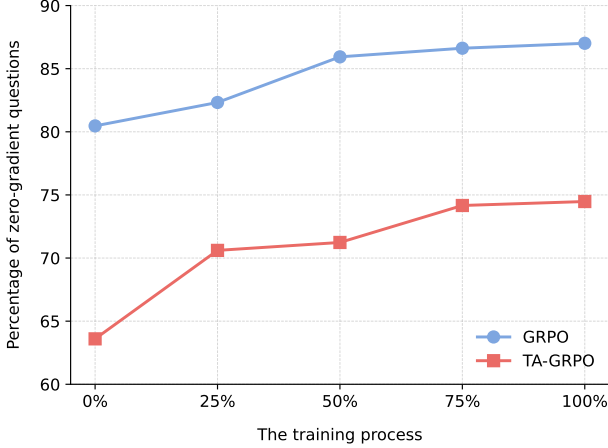


Figure 1. Percentage of zero-gradient questions throughout training (Qwen3-1.7B). Questions that are “too easy” (all rollouts correct) or “too hard” (all rollouts incorrect) yield zero gradients and contribute nothing to learning: lower is better. TA-GRPO consistently reduces zero-gradient questions compared to GRPO, maintaining a 12–16 percentage point advantage throughout training (e.g., 75% vs 86% at convergence).

exploring diverse solutions. **(2) Gradient Diminishing.** GRPO’s group-relative normalization creates a problematic case: when all rollouts for a question receive identical rewards (all correct or all incorrect), the computed advantages are zero, yielding no gradient signal. Questions that are “too easy” (the model always succeeds) or “too hard” (the model always fails) contribute nothing to learning. As shown in Figure 1, over 80% of training questions yield zero gradients for standard GRPO, with only medium-difficulty questions contributing to learning.

Our Insight: Diversify the Training Signal. The root cause of both failures is that GRPO trains on each question in only one phrasing, reinforcing a single dominant pattern. Our insight is simple: present each question in multiple semantically equivalent forms. This forces the model to encounter diverse patterns for the same underlying problem, breaking the single-pattern trap.

We propose **transform augmentation**: training on multiple phrasings of each question. By presenting “What is $2 + 3$?”, “Calculate $2 + 3$ ”, “Find the sum of 2 and 3”, and “If $x = 2 + 3$, what is x ?” as variations of the same problem, we expose the model to diverse solution patterns rather than reinforcing just one. Transform augmentation directly addresses these issues. First, different phrasings trigger different dominant patterns, so training on diverse phrasings ensures multiple solution strategies receive gradient signal. Second, different phrasings have different difficulty, so grouping a question with its transforms produces non-zero advantages even for otherwise “too easy” or “too hard” questions. Third, training on diverse phrasings reduces the train-test distribution shift.

Our main contributions are as follows:

- **TA-GRPO Algorithm** (Section 4): We propose TA-GRPO (Transform-Augmented GRPO), which groups each question with its transformed variants for joint advantage computation, directly addressing gradient diminishing while promoting diversity.
- **Theoretical Framework** (Section 5): We provide theoretical justification through four mechanisms: (1) non-vacuous initialization: it suffices that *any* transform succeeds; (2) reduced gradient diminishing: we prove TA-GRPO has lower zero-gradient probability than standard GRPO; (3) a Pinsker-KL generalization bound showing the train-test gap is controlled by KL divergence; and (4) a principled derivation of the pooled advantage formula from Bernoulli variance.
- **Experimental Validation** (Section 6): We demonstrate consistent Pass@k improvements on mathematical reasoning benchmarks. On competition-level problems (AMC12 and AIME24), TA-GRPO improves Pass@32 by up to 9.84 points. On out-of-distribution scientific reasoning (GPQA-Diamond), the improvement reaches 5.05 points, confirming the generalization benefits of transform augmentation.

2. Related Work

GRPO and Variants. GRPO (Shao et al., 2024) has become the dominant method for training reasoning models due to its simplicity and efficiency. However, its limitations have spurred numerous modifications. DAPO (Yu et al., 2025) addresses gradient diminishing through dynamic sampling, over-sampling rollouts and filtering out questions where all rollouts receive identical rewards. While effective, this approach discards potentially valuable training signal. DCPO (Yang et al., 2025b) extends this with adaptive clipping bounds. Dr. GRPO (Liu et al., 2025) removes the standard deviation normalization entirely to avoid difficulty-dependent biases, while GRPO-LEAD (Zhang & Zuo, 2025) employs difficulty-aware weighting to rebalance the contribution of easy versus hard questions. Other variants address different aspects: GRPO-MA (Wang et al., 2025) handles the mismatch between rollouts and final answers, SEED-GRPO (Chen et al., 2025) shapes advantages with semantic entropy, and ExGRPO (Zhan et al., 2025) leverages human-annotated data. Unlike these approaches that modify how advantages are computed, we enrich the training data through transformation, addressing the root cause of both gradient diminishing and diversity collapse.

Diversity Collapse in RL. The tendency of RL fine-tuning to reduce output diversity is well-documented in the language model literature. O’Mahony et al. (2024) trace mode

collapse to specific components of the fine-tuning process, while Yun et al. (2025) quantify how formatting templates suppress output diversity. Most relevant to our work, Dang et al. (2025) provide theoretical analysis showing that RLVR optimization inherently drives models toward lower-entropy policies. Yue et al. (2025) and Zhang et al. (2025) empirically demonstrate that RLVR primarily sharpens pre-existing capabilities rather than developing new reasoning skills, with diversity collapse being a key mechanism. Our theoretical framework explains why transform augmentation can counteract this collapse: by ensuring diverse correct answers appear in training rollouts, we prevent the optimization from converging to a single mode.

Data Augmentation for Robustness. The sensitivity of LLMs to superficial prompt variations is extensively documented. Small changes in wording (Salinas & Morstatter, 2024), question format (Hua et al., 2025), or even the order of information (Guan et al., 2025) can dramatically alter model outputs. Chatterjee et al. (2024) propose POSIX to quantify this sensitivity. Prior work has used augmentation mainly to improve robustness: training on diverse phrasings so the model becomes less sensitive to surface variations. We show that augmentation provides benefits beyond robustness: it actively improves exploration and Pass@k performance by promoting diverse solution strategies.

3. Background

3.1. GRPO Formulation

Let π_θ denote the policy model parameterized by θ . Given a question q , GRPO samples G rollouts $\{o_i\}_{i=1}^G$ from the current policy and assigns binary rewards $R_i \in \{0, 1\}$ based on answer correctness. The key is computing advantages by normalizing rewards within each question group:

$$A_i = \frac{R_i - \text{mean}(\{R_j\}_{j=1}^G)}{\text{std}(\{R_j\}_{j=1}^G)}, \quad \forall i \in \{1, \dots, G\}. \quad (1)$$

This eliminates the need for a separate value function. The policy is updated to increase the probability of high-advantage rollouts (see Section A.1 for the full objective).

3.2. The Gradient-Diminishing Problem

A critical issue arises from the advantage computation in Equation (1): when all G rollouts receive the same reward, either all correct ($R_i = 1$ for all i) or all incorrect ($R_i = 0$ for all i), both the mean and each individual reward are equal, yielding $A_i = 0$ for all rollouts. This produces zero gradients, meaning the question contributes nothing to learning.

This is not a rare edge case. Questions that are “too easy” for the current model (high pass rate) will likely have all

rollouts correct. Questions that are “too hard” (near-zero pass rate) will likely have all rollouts incorrect. Our experiments show that over 80% of training questions fall into these categories for standard GRPO (Figure 1), representing substantial wasted computation and missed learning opportunities.

3.3. Pass@k Metric

Definition 3.1 (Pass Rate and Pass@k). Let $\mathcal{O}^*(q)$ be the set of correct answers for question q . The **pass rate** is $\rho_q = \sum_{o \in \mathcal{O}^*(q)} \pi_\theta(o|q)$. The **Pass@k** metric measures the probability of obtaining at least one correct answer in k independent samples:

$$\text{Pass@k}(q) = 1 - (1 - \rho_q)^k. \quad (2)$$

Pass@k is particularly relevant for reasoning tasks: (1) users often regenerate responses if the first attempt fails; (2) it measures solution space coverage rather than just the mode; (3) it is sensitive to diversity collapse—a model that always produces the same answer has $\text{Pass@k} \approx \text{Pass@1}$.

4. TA-GRPO

We propose TA-GRPO (Transform-Augmented GRPO), which groups each question with semantically equivalent variants for joint advantage computation. This addresses the gradient-diminishing problem while promoting solution diversity. We provide theoretical justification in Section 5.

Transform Augmentation. For each training question q , we generate N transformed variants using three types of semantic-preserving transformations: paraphrasing, variable renaming, and format changes. All variants share the same correct answer. The resulting neighbors exhibit varied difficulty—some phrasings are easier (matching pretraining patterns), others harder (unfamiliar formulations). See Section C.1 for generation details.

Pooled Advantage Computation. The core innovation is treating each question and its N transforms as a unified **group** for advantage computation. Rather than normalizing rewards separately for each variant, we normalize across the entire group:

$$A_{i,j} = \frac{R_{i,j} - \mu_{\text{group}}}{\sigma_{\text{group}} + \epsilon}, \quad (3)$$

where $i \in \{0, 1, \dots, N\}$ indexes group members, $j \in \{1, \dots, G\}$ indexes rollouts, and $\mu_{\text{group}}, \sigma_{\text{group}}$ are computed over all $(N + 1) \times G$ rewards. We show in Section 5.5 that this normalization is theoretically principled: for binary rewards, the pooled success follows a Bernoulli distribution whose variance determines the correct whitening.

This directly addresses gradient diminishing: even if the original question is “too easy” (all rollouts correct), a harder

Algorithm 1 TA-GRPO

Input: Dataset \mathcal{D} , neighbors N , rollouts G
Preprocessing: Generate transforms $\{q_1, \dots, q_N\}$ for each $q \in \mathcal{D}$
for each training iteration **do**
 for each question q in batch **do**
 Form group $\mathcal{G}_q = \{q, q_1, \dots, q_N\}$
 for each $q_i \in \mathcal{G}_q$ **do**
 Sample rollouts $\{o_{i,j}\}_{j=1}^G \sim \pi_{\theta_{\text{old}}}(\cdot | q_i)$
 Compute rewards $R_{i,j} = \mathbf{1}[\text{answer}(o_{i,j}) = a]$
 end for
 Compute $\mu_{\text{group}}, \sigma_{\text{group}}$ over all $R_{i,j}$
 Compute $A_{i,j} = (R_{i,j} - \mu_{\text{group}}) / (\sigma_{\text{group}} + \epsilon)$
 end for
 Update θ via GRPO objective with $\{A_{i,j}\}$
end for

transform variant produces mixed rewards across the group, yielding non-zero advantages. Conversely, an easier variant can provide gradient signal for “too hard” questions.

5. Theoretical Framework

We now provide theoretical justification for TA-GRPO (Section 4), explaining why transform augmentation is a principled approach through three mechanisms: (1) reduced gradient-diminishing via mixed rewards, (2) improved generalization from training to testing, and (3) a principled derivation of the pooled advantage formula. We leave empirical validation of Pass@k improvement to Section 6.

5.1. Preliminaries and Notation

Let q denote an original question from the training distribution \mathcal{D} , with $\mathcal{O}^*(q)$ denoting the set of correct answers. We define N semantic-preserving transformations $\{T_1, \dots, T_N\}$, where each $T_i(q)$ produces a semantically equivalent variant of q (e.g., paraphrasing, variable renaming). Let $\pi_{\theta}(o|q)$ denote the probability that the model generates output o given question q , and $r(q, o) \in \{0, 1\}$ the binary reward indicating correctness.

We compare two training approaches: **Standard GRPO** trains only on original questions q ; **TA-GRPO** trains on $N + 1$ variants per question (the original q and transforms $\{T_1(q), \dots, T_N(q)\}$), sampled uniformly. At test time, questions may appear in different phrasings; we denote the test distribution by P_{te} and analyze how P_{tr} affects the train-test gap.

We define success rates at multiple levels: **per-transform** $\rho(q, T_i; \theta) := \Pr_{o \sim \pi_{\theta}(\cdot | T_i(q))}(r(q, o) = 1)$; **pooled** $\rho_{\text{tr}}(q; \theta) := \frac{1}{N+1} \sum_{i=0}^N \rho(q, T_i; \theta)$ averaging over original ($T_0 = \text{identity}$) and transforms; and **aggregate** $\bar{\rho}_{\text{tr}}(\theta) :=$

$\mathbb{E}_{q \sim \mathcal{D}}[\rho_{\text{tr}}(q; \theta)]$ averaging over questions. We use superscript (0) for initialization, e.g., $\rho^{(0)}(q, T_i) := \rho(q, T_i; \theta_0)$.

5.2. Assumptions

Assumption 5.1 (Baseline Solvability). The baseline model has non-zero pooled pass rate: $\rho_{\text{tr}}(q; \theta_0) > 0$.

Assumption 5.2 (Transformation Consistency). Transformations preserve the answer set: $\mathcal{O}^*(T_i(q)) = \mathcal{O}^*(q)$ for all transformations T_i .

Assumption 5.3 (Transformation Diversity). Different transformations induce different success rates: $\rho(q, T_i; \theta) \neq \rho(q, T_j; \theta)$ for some $i \neq j$.

Assumptions 5.1 and 5.2 are standard requirements. Assumption 5.3 states that transformations affect model performance, which is well-supported by research on prompt sensitivity: the same question phrased differently can be easier or harder for the model to solve.

5.3. Gradient Signal Analysis

Transform augmentation addresses gradient-diminishing through two mechanisms: ensuring non-vacuous initialization, and producing mixed rewards within groups.

Non-Vacuous Initialization. Standard GRPO requires $\rho(q, T_0; \theta_0) > 0$ on the original question. TA-GRPO relaxes this: it suffices that *any* transform succeeds.

Proposition 5.4 (Non-Vacuous Initialization). *If there exists any transformation T_i with $\rho^{(0)}(q, T_i) > 0$, then $\rho_{\text{tr}}(q; \theta_0) \geq \frac{1}{N+1} \rho^{(0)}(q, T_i) > 0$.*

This ensures Assumption 5.1 is satisfied more reliably than training on original questions alone, since the model only needs to succeed on *some* phrasing rather than the specific original phrasing. This connects to recent theoretical work: Mroueh (2025) showed that Mirror-GRPO drives per-prompt success probability to 1, provided the initial success probability is non-zero. Proposition 5.4 shows that transform augmentation makes this non-degeneracy condition easier to satisfy.

Mixed Rewards Prevent Zero Gradients. The gradient-diminishing problem occurs when all rollouts receive the same reward (all correct or all incorrect), yielding zero advantage and no learning signal. By Assumption 5.3, different transforms have different success rates. Even if the original q is “too easy” or “too hard,” some transforms may have intermediate difficulty, producing mixed rewards within the group.

Theorem 5.5 (Reduced Zero-Gradient Questions). *Under Assumptions 5.1–5.3, the probability that a question contributes zero gradient is lower for TA-GRPO than for the*

standard GRPO:

$$\Pr(\text{zero gradient} \mid \text{TA-GRPO}) \leq \Pr(\text{zero gradient} \mid \text{GRPO}). \quad (4)$$

Proof. Let $\rho_i := \rho(q, T_i; \theta)$ denote the success rate on transform $T_i(q)$. A question contributes zero gradient when all rollouts in its group receive the same reward (all correct or all incorrect).

Standard GRPO: The probability of uniform outcomes across G rollouts is $P_{\text{zero}}^{\text{std}} = \rho_0^G + (1 - \rho_0)^G$.

TA-GRPO: With $(N + 1) \times G$ rollouts across the group, the probability becomes $P_{\text{zero}}^{\text{TA}} = \prod_{i=0}^N \rho_i^G + \prod_{i=0}^N (1 - \rho_i)^G$.

Comparison: By Assumption 5.3, there exist $i \neq j$ with $\rho_i \neq \rho_j$. For the ‘‘all correct’’ case, if $\rho_i < \rho_0$ for some i , then $\prod_{i=0}^N \rho_i^G \leq \rho_0^{(N+1)G} \leq \rho_0^G$. Similarly, if $\rho_j > \rho_0$ for some j , then $(1 - \rho_j) < (1 - \rho_0)$, so $\prod_{i=0}^N (1 - \rho_i)^G \leq (1 - \rho_0)^G$. Combining: $P_{\text{zero}}^{\text{TA}} \leq P_{\text{zero}}^{\text{std}}$. \square

The key insight is that different transforms have different difficulty levels. Even if the original question is ‘‘too easy’’ (high ρ_0) or ‘‘too hard’’ (low ρ_0), transformed variants provide mixed rewards, preventing uniform outcomes across the group. This means questions that would be ‘‘wasted’’ under standard GRPO can contribute meaningful gradients under TA-GRPO.

Remark 5.6 (Empirical Validation). Our experiments confirm this: TA-GRPO consistently reduces zero-gradient questions compared to GRPO by 12–16 percentage points throughout training (Figure 1), directly validating the theoretical prediction.

5.4. Generalization Analysis

Why should training diversity help at test time? We establish that transform augmentation reduces distribution shift between training and testing. Following the definition of $\bar{\rho}_{\text{tr}}(\theta)$ in Section 5.1, let $\bar{\rho}_{\text{te}}(\theta)$ denote the aggregate success rate on the test distribution P_{te} .

Proposition 5.7 (Train-Test Gap via Pinsker’s Inequality). *Assume $P_{\text{te}} \ll P_{\text{tr}}$. Then for any policy θ :*

$$\bar{\rho}_{\text{te}}(\theta) \geq \bar{\rho}_{\text{tr}}(\theta) - \sqrt{2\text{KL}(P_{\text{te}} \parallel P_{\text{tr}})}. \quad (5)$$

Test performance is at least training performance minus a penalty controlled by the KL divergence between distributions (proof in Section B.3). Standard GRPO trains only on original questions; if test questions appear in different phrasings not seen during training, then $\text{KL}(P_{\text{te}} \parallel P_{\text{tr}}) = \infty$. TA-GRPO trains on diverse phrasings, yielding finite KL divergence and meaningful generalization guarantees.

Corollary 5.8 (Non-Vacuous Test Bound). *If training achieves success rate $\bar{\rho}_{\text{tr}}(\theta) \geq 1 - \eta$ and $\text{KL}(P_{\text{te}} \parallel P_{\text{tr}}) \leq \delta^2/2$, then $\bar{\rho}_{\text{te}}(\theta) \geq 1 - (\eta + \delta)$.*

5.5. Pooled Objective Derivation

The Pinsker bound (Theorem 5.7) motivates optimizing the *pooled* probability of success $\rho_{\text{tr}}(q; \theta)$ across transforms, rather than per-prompt success on original questions only. We now derive the correct advantage normalization for this objective.

Lemma 5.9 (Bernoulli Variance of Pooled Reward). *Fix q and θ , uniformly sample a transform T_i from $\{T_0, \dots, T_N\}$, then sample $o \sim \pi_\theta(\cdot \mid T_i(q))$. The reward $R := r(q, o) \in \{0, 1\}$ is Bernoulli with:*

$$\mathbb{E}[R] = \rho_{\text{tr}}(q; \theta), \quad \text{Var}(R) = \rho_{\text{tr}}(q; \theta)(1 - \rho_{\text{tr}}(q; \theta)). \quad (6)$$

Correct Advantage Normalization. Lemma 5.9 implies the natural whitening for binary rewards is:

$$A_{\theta_{\text{old}}}(q, o) = \frac{r(q, o) - \rho_{\text{tr}}(q; \theta_{\text{old}})}{\sqrt{\rho_{\text{tr}}(q; \theta_{\text{old}})(1 - \rho_{\text{tr}}(q; \theta_{\text{old}})) + \varepsilon}}, \quad (7)$$

where $\varepsilon > 0$ prevents division by zero. This is precisely the pooled advantage computation in TA-GRPO (Section 4), now derived from first principles rather than heuristics.

Corollary 5.10 (Augmentation Improves Pooled Success). *If there exists T_i with $\rho(q, T_i; \theta) > \rho(q, T_0; \theta)$, then pooled success strictly exceeds original-only success: $\rho_{\text{tr}}(q; \theta) > \rho(q, T_0; \theta)$.*

Remark 5.11 (Why Pooled Optimization). Optimizing pooled success has three advantages: (1) initialization is more likely non-zero since it suffices that *any* transform succeeds (Proposition 5.4), (2) it directly minimizes the train-test gap (Theorem 5.7), and (3) augmentation can strictly improve over original-only training (Corollary 5.10).

5.6. Summary

Our theoretical analysis justifies TA-GRPO through four mechanisms: (1) **non-vacuous initialization**: transform diversity ensures at least one variant succeeds (Proposition 5.4); (2) **reduced gradient diminishing**: different success rates produce mixed rewards and non-zero gradients (Theorem 5.5); (3) **better generalization**: diverse training reduces distribution shift (Corollary 5.8); and (4) **principled objective**: the pooled advantage formula is derived from Bernoulli variance (Lemma 5.9). These explain *why* TA-GRPO is principled; we validate *that* it improves Pass@k in Section 6.

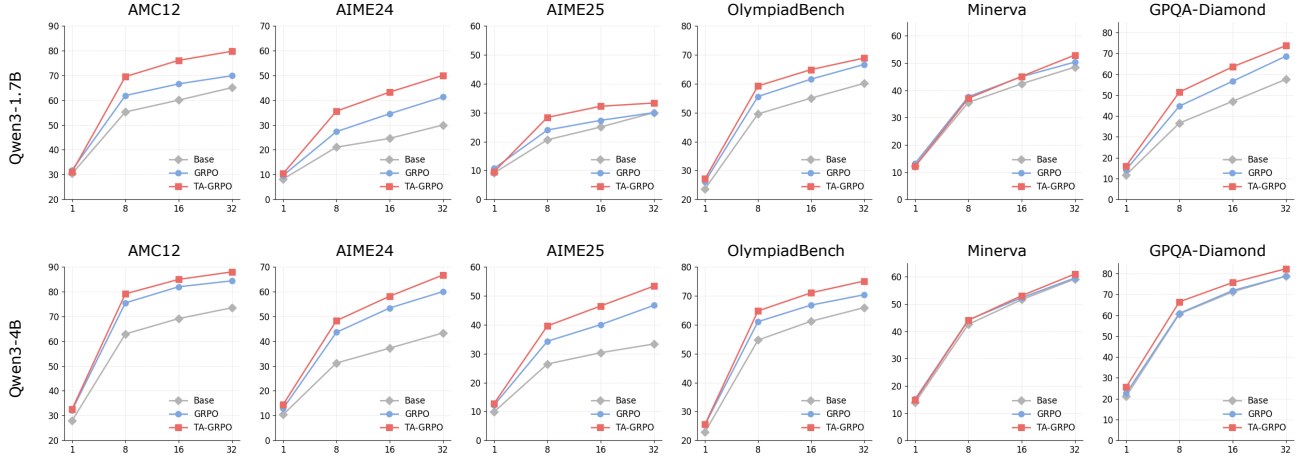


Figure 2. Pass@k curves across all benchmarks for Qwen3-1.7B (top) and Qwen3-4B (bottom). TA-GRPO (red) consistently outperforms GRPO (blue), with the gap widening as k increases.

Table 1. Pass@32 results across all benchmarks (%). TA-GRPO consistently outperforms both Base and GRPO, with larger gains on competition math benchmarks.

<i>Qwen3-1.7B</i>						
Method	AMC12	AIME24	AIME25	OlympiadBench	Minerva	GPQA-Diamond
Base	65.06	30.00	30.00	60.09	48.53	57.58
GRPO	69.88	41.31	30.00	66.62	50.37	68.69
TA-GRPO (Ours)	79.72	50.00	33.33	68.84	52.94	73.74
Δ	+9.84	+8.69	+3.33	+2.23	+2.57	+5.05
<i>Qwen3-4B</i>						
Method	AMC12	AIME24	AIME25	OlympiadBench	Minerva	GPQA-Diamond
Base	73.49	43.33	33.33	65.88	59.19	78.79
GRPO	84.34	60.00	46.67	70.33	59.56	78.79
TA-GRPO (Ours)	87.95	66.67	53.33	75.07	61.03	82.32
Δ	+3.62	+6.67	+6.67	+4.75	+1.47	+3.54

6. Experiments

We validate our theoretical analysis through experiments addressing three questions: **RQ1**: Does TA-GRPO improve Pass@k, especially for large k ? **RQ2**: Does it generalize to out-of-distribution tasks? **RQ3**: Does it reduce the gradient-diminishing problem?

6.1. Experimental Setup

Models and Data. We train Qwen3-1.7B and Qwen3-4B (Yang et al., 2025a) on the MATH dataset (Hendrycks et al., 2021) (7,498 questions). For each question, we generate $N = 3$ transformed variants using GPT-4: one paraphrase, one variable-renamed version, and one format-changed version. See Section C.1 for prompts.

Baselines. We compare against the Base Model (pretrained, no RL) and Standard GRPO (Shao et al., 2024) (trained on original questions only).

Benchmarks. We evaluate on four competition math benchmarks (AMC12, AIME24, AIME25, OlympiadBench (He et al., 2024)) and two out-of-distribution benchmarks: Minerva (Lewkowycz et al., 2022) (applied math from science contexts) and GPQA-Diamond (Rein et al., 2024) (science reasoning).

Evaluation. For each test question, we sample 32 responses using temperature 0.7 and compute Pass@k for $k \in \{1, 8, 16, 32\}$. Correctness is determined by exact match after answer extraction. We report the mean across all questions in each benchmark.

Hyperparameters. Both methods use $G = 8$ rollouts per question, learning rate $1e-6$, batch size 128 questions, KL penalty coefficient 0.01, and clip ratio $[0.8, 1.2]$. TA-GRPO uses $N = 3$ transforms, yielding $(N + 1) \times G = 32$ rollouts per group (vs. 8 for GRPO). Training runs for 3 epochs on 8 NVIDIA A100 GPUs. See Section C.2 for complete hyperparameters.

6.2. Main Results

Figure 2 shows Pass@k curves for all benchmarks; full numerical results appear in Section D.1. The key pattern is clear: **TA-GRPO’s advantage grows with k** . At Pass@1, improvements are minimal (-0.64 to $+1.56$); at Pass@8, gaps emerge ($+4.69$ to $+8.26$); at Pass@32, improvements are large ($+3.61$ to $+9.84$). This demonstrates TA-GRPO’s mechanism: rather than collapsing to a single solution strategy like standard GRPO, it learns multiple strategies that accumulate with k . This answers **RQ1**: TA-GRPO improves Pass@k, with benefits increasing for larger k .

Table 1 summarizes Pass@32 results. On competition math benchmarks, TA-GRPO shows the largest gains on AMC12 ($+9.84$ for Qwen3-1.7B) and AIME24 ($+8.69$ for Qwen3-1.7B, $+6.67$ for Qwen3-4B). These difficult benchmarks gain most from diverse solution strategies. Notably, TA-GRPO builds on GRPO’s improvements rather than merely matching the base model. For example, on AMC12, Base achieves 65.06% Pass@32, GRPO improves to 69.88%, and TA-GRPO further improves to 79.72%, which is a cumulative gain of 14.66 points. Also, the gains are larger for Qwen3-1.7B than Qwen3-4B (average $+5.28$ vs $+4.45$ at Pass@32), suggesting smaller models benefit more from diversity-promoting training, possibly because they are more vulnerable to solution collapse. On AIME25, standard GRPO fails to improve Pass@32 over the base model (both 30.00%). While TA-GRPO achieves 33.33%, demonstrating that transform augmentation recovers learning signal on questions where standard GRPO fails.

On out-of-distribution benchmarks, TA-GRPO gains $+5.05$ (Qwen3-1.7B) and $+3.53$ (Qwen3-4B) on GPQA-Diamond *despite training only on math*. This answers **RQ2** and confirms Theorem 5.8: training on diverse phrasings reduces distribution shift, improving generalization to unseen domains. Among OOD benchmarks, GPQA-Diamond shows larger gains than Minerva ($+5.05$ vs $+2.57$ for Qwen3-1.7B), suggesting that open-ended science reasoning benefits more from solution diversity.

6.3. Analysis: Rollout Diversity

Figure 3 directly validates that TA-GRPO increases rollout diversity. We measure diversity as the average pairwise cosine distance between rollouts in the embedding space (using Gemma-300M embeddings). At every training checkpoint, TA-GRPO’s distribution is shifted right compared to GRPO, indicating more diverse outputs.

The diversity gap widens as training continues. At initialization, both methods start with similar diversity distributions. However, standard GRPO progressively narrows its output distribution as it reinforces the dominant solution pattern for each question: a phenomenon known as mode collapse. In

contrast, our TA-GRPO maintains diversity throughout training because different transforms trigger different solution patterns, preventing any single pattern from dominating.

This diversity directly explains the Pass@k results. Consider a model that produces identical outputs for all k samples versus one that produces diverse outputs. The former gains nothing from additional samples ($\text{Pass}@k \approx \text{Pass}@1$), while the latter increases its chance of finding a correct answer with each attempt. The rightward shift in Figure 3 corresponds directly to the widening gap in Figure 2: more diverse rollouts mean more independent attempts at solving the problem, and thus higher Pass@k for larger k .

6.4. Analysis: Gradient-Diminishing Reduction

As shown in Figure 1, TA-GRPO consistently reduces zero-gradient questions compared to GRPO, maintaining a 12–16 percentage point advantage throughout training (e.g., 75% vs 86% at convergence). This answers **RQ3** and validates Theorem 5.5: even if the original question is “too easy” or “too hard,” transformed variants may have different difficulty, producing mixed rewards and non-zero gradients.

This reduction is substantial: TA-GRPO recovers useful gradient signal from questions that would otherwise contribute nothing to learning. Standard GRPO wastes the vast majority of questions; TA-GRPO significantly reduces this waste. Furthermore, the remaining zero-gradient questions in TA-GRPO are the truly intractable ones where all transforms are uniformly easy or hard; standard GRPO wastes gradients on many recoverable cases. Importantly, TA-GRPO achieves this while maintaining competitive Pass@1 (± 1 –2 points) and improving Pass@32 by $+3$ –10 points. This demonstrates that diversity is achieved *without* sacrificing first-try accuracy, the model retains its best solution while learning additional strategies.

6.5. Ablation: Effect of Pooled Advantages

We investigate whether the improvement is due to having more diverse training data (data augmentation), or the pooled advantage computation. We ablate by training “TA-GRPO w/o pooling”: same transforms, but advantages computed per-variant rather than pooled across the group.

Figure 4 reveals that: **data augmentation alone does not guarantee success**. Without pooling, gains over GRPO are minimal (AIME24: $+2$, GPQA: $+1$) or even negative (AIME25: -3). Only with pooled advantages does TA-GRPO consistently outperform GRPO across all benchmarks. This finding directly validates our theoretical analysis. Recall from Section 5.3 that the gradient-diminishing problem occurs when all rollouts receive identical rewards. Without pooling, each variant is treated independently: if the original question is “too easy,” it still yields zero gradients

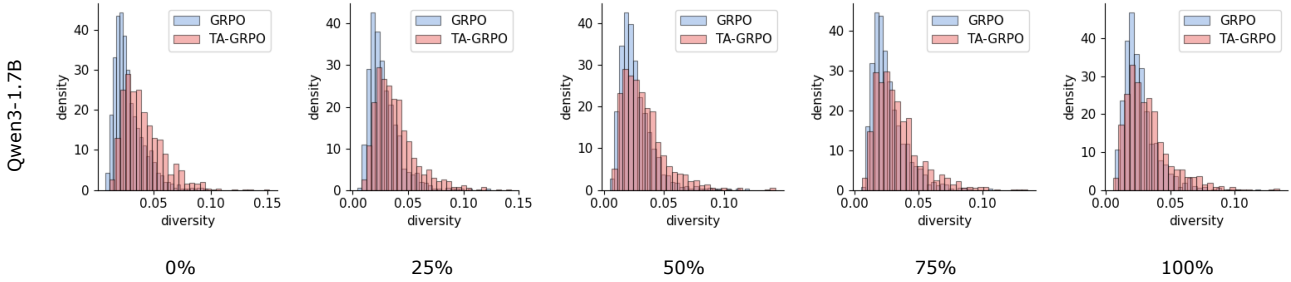


Figure 3. Distribution of rollout diversity (average pairwise cosine distance in embedding space) throughout training for Qwen3-1.7B. TA-GRPO (red) maintains higher diversity than GRPO (blue) at all checkpoints, explaining the Pass@k improvements.



Figure 4. Ablation study on Pass@32 (Qwen3-1.7B). “TA-GRPO w/o pooling” trains on transforms but computes advantages per-variant rather than pooled. Data augmentation alone does not guarantee improvement; pooled advantages are essential.

regardless of what happens on the transforms. With pooling, rewards are mixed across the group: even if the original question is too easy, a harder transform produces mixed rewards within the group, yielding non-zero gradients.

The AIME25 result is particularly informative. Without pooling, performance *drops* below GRPO, suggesting that naively adding transformed variants can weaken the training signal when each is computed separately. Pooling resolves this by ensuring the group collectively contributes meaningful gradients. This confirms that TA-GRPO’s effectiveness stems not from data quantity but from the principled pooled objective derived in Section 5.5.

7. Limitations

Transformation Quality. Our theoretical analysis assumes semantic-preserving transformations where $\mathcal{O}^*(T_i(q)) = \mathcal{O}^*(q)$. Poorly designed transforms that inadvertently change the answer or introduce ambiguity would violate this assumption and degrade performance. In practice, we use

GPT-4 for transformation generation with careful prompt engineering, but automated verification of semantic equivalence remains an open challenge.

Hyperparameter Choices. We use $N = 3$ transformations throughout our experiments, which already yields consistent improvements across all benchmarks. While different values of N or adaptive selection strategies could potentially yield further gains, our results demonstrate that even a simple fixed configuration is effective. The theoretical framework applies for any $N \geq 1$.

Evaluation Scope. We focus on mathematical reasoning, where correctness can be verified automatically. This is the standard setting for RLVR methods, including GRPO. Our theoretical analysis is domain-agnostic and applies to other verifiable domains such as coding or formal reasoning. The strong out-of-distribution results on GPQA-Diamond (science) suggest TA-GRPO generalizes beyond mathematics.

Model Scale. We validate on Qwen3-1.7B and Qwen3-4B. The larger relative gains for the smaller model (+5.28 vs +4.45 average) suggest that TA-GRPO may be particularly beneficial for smaller models prone to solution collapse, though experiments on larger scales would be valuable to confirm scaling behavior.

8. Conclusion

We introduced TA-GRPO, a simple yet principled approach to improve Pass@k in reasoning models by training on semantically equivalent question variants with pooled advantage computation. Our theoretical analysis explains why this works: transform augmentation reduces zero-gradient questions by producing mixed rewards within groups, and decreases the train-test gap through reduced distribution shift. Experiments validate these predictions, showing consistent Pass@k improvements across competition math and out-of-distribution benchmarks. The ablation study confirms that pooled advantages, not merely data augmentation, drive the improvement. Our work provides both theoretical grounding and practical guidance for using transformation-based augmentation in RL training.

Impact Statement

This paper presents work whose goal is to advance the field of Machine Learning, specifically improving reasoning capabilities in large language models. The techniques developed could enhance AI systems’ ability to solve mathematical and scientific problems, with potential applications in education, scientific discovery, and automated theorem proving. We do not foresee specific negative social consequences beyond those generally associated with more capable AI systems.

References

- Chatterjee, A., Renduchintala, H. S. V. N. S. K., Bhatia, S., and Chakraborty, T. POSIX: A prompt sensitivity index for large language models. In Al-Onaizan, Y., Bansal, M., and Chen, Y.-N. (eds.), *Findings of the Association for Computational Linguistics: EMNLP 2024*, pp. 14550–14565, Miami, Florida, USA, November 2024. Association for Computational Linguistics.
- Chen, M., Chen, G., Wang, W., and Yang, Y. Seed-grpo: Semantic entropy enhanced grpo for uncertainty-aware policy optimization. 2025.
- Dang, X., Baek, C., Kolter, J. Z., and Raghunathan, A. Assessing diversity collapse in reasoning. In *Scaling Self-Improving Foundation Models without Human Supervision*, 2025. URL <https://openreview.net/forum?id=AMiKsHLjQh>.
- Guan, B., Roosta, T., Passban, P., and Rezagholizadeh, M. The order effect: Investigating prompt sensitivity to input order in llms. 2025. URL <https://arxiv.org/abs/2502.04134>.
- Guo, D., Yang, D., Zhang, H., Song, J., Wang, P., Zhu, Q., Xu, R., Zhang, R., Ma, S., Bi, X., Zhang, X., Yu, X., Wu, Y., Wu, Z. F., Gou, Z., Shao, Z., Li, Z., Gao, Z., Liu, A., Xue, B., Wang, B., Wu, B., Feng, B., Lu, C., Zhao, C., Deng, C., Ruan, C., Dai, D., Chen, D., Ji, D., Li, E., Lin, F., Dai, F., Luo, F., Hao, G., Chen, G., Li, G., Zhang, H., Xu, H., Ding, H., Gao, H., Qu, H., Li, H., Guo, J., Li, J., Chen, J., Yuan, J., Tu, J., Qiu, J., Li, J., Cai, J. L., Ni, J., Liang, J., Chen, J., Dong, K., Hu, K., You, K., Gao, K., Guan, K., Huang, K., Yu, K., Wang, L., Zhang, L., Zhao, L., Wang, L., Zhang, L., Xu, L., Xia, L., Zhang, M., Zhang, M., Tang, M., Zhou, M., Li, M., Wang, M., Li, M., Tian, N., Huang, P., Zhang, P., Wang, Q., Chen, Q., Du, Q., Ge, R., Zhang, R., Pan, R., Wang, R., Chen, R. J., Jin, R. L., Chen, R., Lu, S., Zhou, S., Chen, S., Ye, S., Wang, S., Yu, S., Zhou, S., Pan, S., Li, S. S., Zhou, S., Wu, S., Yun, T., Pei, T., Sun, T., Wang, T., Zeng, W., Liu, W., Liang, W., Gao, W., Yu, W., Zhang, W., Xiao, W. L., An, W., Liu, X., Wang, X., Chen, X., Nie, X., Cheng, X., Liu, X., Xie, X., Liu, X., Yang, X., Li, X., Su, X., Lin, X., Li, X. Q., Jin, X., Shen, X., Chen, X., Sun, X., Wang, X., Song, X., Zhou, X., Wang, X., Shan, X., Li, Y. K., Wang, Y. Q., Wei, Y. X., Zhang, Y., Xu, Y., Li, Y., Zhao, Y., Sun, Y., Wang, Y., Yu, Y., Zhang, Y., Shi, Y., Xiong, Y., He, Y., Piao, Y., Wang, Y., Tan, Y., Ma, Y., Liu, Y., Guo, Y., Ou, Y., Wang, Y., Gong, Y., Zou, Y., He, Y., Xiong, Y., Luo, Y., You, Y., Liu, Y., Zhou, Y., Zhu, Y. X., Huang, Y., Li, Y., Zheng, Y., Zhu, Y., Ma, Y., Tang, Y., Zha, Y., Yan, Y., Ren, Z. Z., Ren, Z., Sha, Z., Fu, Z., Xu, Z., Xie, Z., Zhang, Z., Hao, Z., Ma, Z., Yan, Z., Wu, Z., Gu, Z., Zhu, Z., Liu, Z., Li, Z., Xie, Z., Song, Z., Pan, Z., Huang, Z., Xu, Z., Zhang, Z., and Zhang, Z. Deepseek-r1 incentivizes reasoning in llms through reinforcement learning. volume 645, pp. 633–638. Springer Science and Business Media LLC, September 2025. doi: 10.1038/s41586-025-09422-z. URL <http://dx.doi.org/10.1038/s41586-025-09422-z>.
- He, C., Luo, R., Bai, Y., Hu, S., Thai, Z., Shen, J., Hu, J., Han, X., Huang, Y., Zhang, Y., Liu, J., Qi, L., Liu, Z., and Sun, M. OlympiadBench: A challenging benchmark for promoting AGI with olympiad-level bilingual multimodal scientific problems. In Ku, L.-W., Martins, A., and Srikumar, V. (eds.), *Proceedings of the 62nd Annual Meeting of the Association for Computational Linguistics (Volume 1: Long Papers)*, pp. 3828–3850, Bangkok, Thailand, August 2024. Association for Computational Linguistics.
- Hendrycks, D., Burns, C., Kadavath, S., Arora, A., Basart, S., Tang, E., Song, D., and Steinhardt, J. Measuring mathematical problem solving with the math dataset. 2021.
- Hua, A., Tang, K., Gu, C., Gu, J., Wong, E., and Qin, Y. Flaw or artifact? rethinking prompt sensitivity in evaluating LLMs. In Christodoulopoulos, C., Chakraborty, T., Rose, C., and Peng, V. (eds.), *Proceedings of the 2025 Conference on Empirical Methods in Natural Language Processing*, pp. 19889–19899, Suzhou, China, November 2025. Association for Computational Linguistics. ISBN 979-8-89176-332-6. doi: 10.18653/v1/2025.emnlp-main.1006. URL <https://aclanthology.org/2025.emnlp-main.1006/>.
- Lambert, N., Morrison, J., Pyatkin, V., Huang, S., Ivison, H., Brahman, F., Miranda, L. J. V., Liu, A., Dziri, N., Lyu, X., Gu, Y., Malik, S., Graf, V., Hwang, J. D., Yang, J., Bras, R. L., Taffjord, O., Wilhelm, C., Soldaini, L., Smith, N. A., Wang, Y., Dasigi, P., and Hajishirzi, H. Tulu 3: Pushing frontiers in open language model post-training. In *Second Conference on Language Modeling*, 2025. URL <https://openreview.net/forum?id=iluGbFHHpH>.
- Lewkowycz, A., Andreassen, A., Dohan, D., Dyer, E., Michalewski, H., Ramasesh, V., Slone, A., Anil, C., Schlag, I., Gutman-Solo, T., et al. Solving quantitative

- reasoning problems with language models. volume 35, pp. 3843–3857, 2022.
- Liu, Z., Chen, C., Li, W., Qi, P., Pang, T., Du, C., Lee, W. S., and Lin, M. Understanding rl-zero-like training: A critical perspective. 2025.
- Mroueh, Y. Reinforcement learning with verifiable rewards: Grpo’s effective loss, dynamics, and success amplification. 2025. URL <https://arxiv.org/abs/2503.06639>.
- O’Mahony, L., Grinsztajn, L., Schoelkopf, H., and Biderman, S. Attributing mode collapse in the fine-tuning of large language models. In *ICLR 2024 Workshop on Mathematical and Empirical Understanding of Foundation Models*, volume 2, 2024.
- Rein, D., Hou, B. L., Stickland, A. C., Petty, J., Pang, R. Y., Dirani, J., Michael, J., and Bowman, S. R. Gpqa: A graduate-level google-proof q&a benchmark. In *First Conference on Language Modeling*, 2024.
- Salinas, A. and Morstatter, F. The butterfly effect of altering prompts: How small changes and jailbreaks affect large language model performance. In Ku, L.-W., Martins, A., and Srikumar, V. (eds.), *Findings of the Association for Computational Linguistics: ACL 2024*, pp. 4629–4651, Bangkok, Thailand, August 2024. Association for Computational Linguistics. doi: 10.18653/v1/2024.findings-acl.275. URL <https://aclanthology.org/2024.findings-acl.275/>.
- Shao, Z., Wang, P., Zhu, Q., Xu, R., Song, J., Bi, X., Zhang, H., Zhang, M., Li, Y. K., Wu, Y., and Guo, D. Deepseekmath: Pushing the limits of mathematical reasoning in open language models. 2024. URL <https://arxiv.org/abs/2402.03300>.
- Wang, H., Huang, Y., Wang, S., Ren, G., and Dong, H. Grpo-ma: Multi-answer generation in grpo for stable and efficient chain-of-thought training. 2025.
- Yang, A., Li, A., Yang, B., Zhang, B., Hui, B., Zheng, B., Yu, B., Gao, C., Huang, C., Lv, C., et al. Qwen3 technical report. 2025a.
- Yang, S., Dou, C., Guo, P., Lu, K., Ju, Q., Deng, F., and Xin, R. Dcpo: Dynamic clipping policy optimization. 2025b.
- Yu, Q., Zhang, Z., Zhu, R., Yuan, Y., Zuo, X., Yue, Y., Dai, W., Fan, T., Liu, G., Liu, L., et al. Dapo: An open-source llm reinforcement learning system at scale. 2025.
- Yue, Y., Chen, Z., Lu, R., Zhao, A., Wang, Z., Yue, Y., Song, S., and Huang, G. Does reinforcement learning really incentivize reasoning capacity in LLMs beyond the base model? In *The Thirty-ninth Annual Conference on Neural Information Processing Systems*, 2025. URL <https://openreview.net/forum?id=4OsgYD7em5>.
- Yun, L., An, C., Wang, Z., Peng, L., and Shang, J. The price of format: Diversity collapse in llms. 2025.
- Zhan, R., Li, Y., Wang, Z., Qu, X., Liu, D., Shao, J., Wong, D. F., and Cheng, Y. Exgrpo: Learning to reason from experience. 2025.
- Zhang, C., Neubig, G., and Yue, X. On the interplay of pre-training, mid-training, and rl on reasoning language models. 2025. URL <https://arxiv.org/abs/2512.07783>.
- Zhang, J. and Zuo, C. GRPO-LEAD: A difficulty-aware reinforcement learning approach for concise mathematical reasoning in language models. In Christodoulopoulos, C., Chakraborty, T., Rose, C., and Peng, V. (eds.), *Proceedings of the 2025 Conference on Empirical Methods in Natural Language Processing*, pp. 5642–5654, Suzhou, China, November 2025. Association for Computational Linguistics. ISBN 979-8-89176-332-6.

A. Background Details

A.1. Full GRPO Objective

The complete GRPO objective (omitting clipping and KL penalty for clarity) is:

$$\mathcal{J}(\theta) = \mathbb{E}_{(q,a) \sim \mathcal{D}, \{o_i\} \sim \pi_{\theta_{\text{old}}}} \left[\frac{1}{G} \sum_{i=1}^G \frac{1}{|o_i|} \sum_{t=1}^{|o_i|} \frac{\pi_{\theta}(o_{i,t}|q, o_{i,<t})}{\pi_{\theta_{\text{old}}}(o_{i,t}|q, o_{i,<t})} A_i \right]. \quad (8)$$

A.2. The Gradient Diminishing Problem

See Section 3.2 in the main paper for a complete description of the gradient-diminishing problem. In brief: when all rollouts receive the same reward, the advantage becomes zero and the question contributes nothing to learning. Our experiments show over 80% of questions fall into this category for standard GRPO.

A.3. Pass@k Examples

The Pass@k formula $\text{Pass@k}(q) = 1 - (1 - \rho_q)^k$ follows from noting that $(1 - \rho_q)^k$ is the probability that all k samples are incorrect. For example, with $\rho_q = 0.3$: $\text{Pass@1} = 0.3$, $\text{Pass@5} \approx 0.83$, $\text{Pass@10} \approx 0.97$.

B. Extended Proofs

B.1. Proofs for Gradient Signal Analysis

We prove the results from Section 5.3 and Section 5.5.

Proof of Proposition 5.4. By definition, $\rho_{\text{tr}}(q; \theta_0) = \frac{1}{N+1} \sum_{j=0}^N \rho^{(0)}(q, T_j)$. If $\rho^{(0)}(q, T_i) > 0$ for some i , then since all terms are non-negative:

$$\rho_{\text{tr}}(q; \theta_0) = \frac{1}{N+1} \sum_{j=0}^N \rho^{(0)}(q, T_j) \geq \frac{1}{N+1} \rho^{(0)}(q, T_i) > 0. \quad (9)$$

□

Proof of Corollary 5.10. Suppose $\rho(q, T_i; \theta) > \rho(q, T_0; \theta)$ for some $i \geq 1$. Let $\delta = \rho(q, T_i; \theta) - \rho(q, T_0; \theta) > 0$. Then:

$$\rho_{\text{tr}}(q; \theta) - \rho(q, T_0; \theta) = \frac{1}{N+1} \sum_{j=0}^N [\rho(q, T_j; \theta) - \rho(q, T_0; \theta)] \geq \frac{\delta}{N+1} > 0, \quad (10)$$

where the inequality uses that the $j = i$ term contributes δ and all other terms are ≥ 0 (the $j = 0$ term is exactly 0). □

Remark B.1 (Connection to Mirror-GRPO Dynamics). Mroueh (2025) showed that Mirror-GRPO with KL regularization drives per-prompt success probability to 1, provided the initial success probability is non-zero (the only fixed points are at $\{0, 1\}$, with 0 absorbing only when $\rho^{(0)} = 0$). Proposition 5.4 shows that transform augmentation makes this non-degeneracy condition easier to satisfy: it suffices that *any* transform yields non-zero success under the initial policy.

B.2. Extended Discussion of Theorem 5.5

The proof of Theorem 5.5 appears in the main paper (Section 5.3). Here we provide additional intuition and discuss when strict inequality holds.

Remark B.2 (Strict Inequality Conditions). By Assumption 5.3, the success rates vary across transforms. If some transform is harder ($\rho_i < \rho_0$) and some is easier ($\rho_j > \rho_0$), then both the “all correct” and “all incorrect” probabilities are strictly smaller for TA-GRPO, giving strict inequality $P_{\text{zero}}^{\text{TA}} < P_{\text{zero}}^{\text{std}}$.

Remark B.3 (Practical Interpretation). The key insight is that different transforms have different difficulty levels. Even if the original question is “too easy” (high ρ_0) or “too hard” (low ρ_0), transformed variants provide mixed rewards, preventing uniform outcomes across the group. This means questions that would be “wasted” under standard GRPO can contribute meaningful gradients under TA-GRPO.

B.3. Proof of Proposition 5.7

Define the success function $g_\theta(t, q) := \mathbb{E}_{o \sim \pi_\theta(\cdot|t(q))}[r(q, o)] \in [0, 1]$, representing the expected reward when question q is transformed by t . The gap between test and training success is:

$$\bar{\rho}_{\text{te}}(\theta) - \bar{\rho}_{\text{tr}}(\theta) = \int g_\theta d(P_{\text{te}} - P_{\text{tr}}). \quad (11)$$

Since g_θ is bounded in $[0, 1]$, we can bound the integral:

$$|\bar{\rho}_{\text{te}}(\theta) - \bar{\rho}_{\text{tr}}(\theta)| \leq \int |d(P_{\text{te}} - P_{\text{tr}})| = \|P_{\text{te}} - P_{\text{tr}}\|_1. \quad (12)$$

Pinsker's inequality gives $\|P_{\text{te}} - P_{\text{tr}}\|_1 \leq \sqrt{2\text{KL}(P_{\text{te}}\|P_{\text{tr}})}$, completing the proof.

B.4. KL Chain Rule (Lemma)

The KL divergence decomposes as:

$$\text{KL}(P(t, q)\|Q(t, q)) = \mathbb{E}_{(t, q) \sim P} \left[\log \frac{P(t, q)}{Q(t, q)} \right] \quad (13)$$

$$= \mathbb{E}_{(t, q) \sim P} \left[\log \frac{P(t)P(q|t)}{Q(t)Q(q|t)} \right] \quad (14)$$

$$= \mathbb{E}_{t \sim P(t)} \left[\log \frac{P(t)}{Q(t)} \right] + \mathbb{E}_{t \sim P(t)} \mathbb{E}_{q \sim P(q|t)} \left[\log \frac{P(q|t)}{Q(q|t)} \right] \quad (15)$$

$$= \text{KL}(P(t)\|Q(t)) + \mathbb{E}_{t \sim P(t)} [\text{KL}(P(q|t)\|Q(q|t))]. \quad (16)$$

C. Experimental Details

C.1. Transformation Generation Prompts

We use GPT-4 (gpt-4-turbo) with the following prompts for each transformation type:

Paraphrasing Prompt:

Rephrase the following math problem using different wording while preserving the exact same mathematical meaning and answer. Do not change any numbers, variables, or the underlying problem.

Original: {question}

Rephrased:

Variable Renaming Prompt:

Rewrite the following math problem by systematically renaming variables and entities (e.g., $x \rightarrow y$, Alice \rightarrow Bob) while keeping the mathematical structure identical.

Original: {question}

Renamed:

Format Change Prompt:

Reformat the following math problem by changing the question style (e.g., "Find X " \rightarrow "What is X ?") while preserving the exact mathematical content.

Original: {question}

Reformatted:

C.2. Hyperparameters

Table 2. Hyperparameters for all methods.

Hyperparameter	GRPO	TA-GRPO
Number of neighbors N	0	3
Rollouts per question G	8	8
Learning rate	1e-6	1e-6
Batch size (questions)	128	128
Effective batch size (rollouts)	1024	4096
Epochs	3	3
KL penalty coefficient	0.01	0.01
Clip ratio (upper)	1.2	1.2
Clip ratio (lower)	0.8	0.8
ϵ (advantage norm)	1e-8	1e-8
Max sequence length	2048	2048

C.3. Compute Resources

All experiments were conducted on NVIDIA A100 GPUs. Training Qwen3-1.7B with TA-GRPO takes approximately 12 hours; Qwen3-4B takes approximately 24 hours. The transformation generation step (using GPT-4) is a one-time preprocessing cost.

D. Additional Results

D.1. Full Pass@k Tables

The following tables provide detailed Pass@k results corresponding to Figure 2 in the main paper. We report Pass@1, Pass@8, Pass@16, and Pass@32 for all benchmarks.

Table 3. Full Pass@k results on AMC12 and AIME24 (%).

Method	AMC12				AIME24			
	@1	@8	@16	@32	@1	@8	@16	@32
<i>Qwen3-1.7B</i>								
Base	30.42	55.28	60.04	65.06	8.23	21.08	24.62	30.00
GRPO	31.85	61.89	66.59	69.88	9.69	27.33	34.51	41.31
TA-GRPO	31.21	69.52	76.07	79.72	10.42	35.59	43.26	50.00
Δ	-0.64	+7.63	+9.48	+9.84	+0.73	+8.26	+8.75	+8.69
<i>Qwen3-4B</i>								
Base	28.01	62.93	69.13	73.49	10.42	31.21	37.21	43.33
GRPO	32.23	75.45	81.95	84.34	12.92	43.59	53.38	60.00
TA-GRPO	32.68	79.11	84.91	87.95	14.48	48.28	58.14	66.67
Δ	+0.45	+3.66	+2.96	+3.61	+1.56	+4.69	+4.76	+6.67

Table 4. Full Pass@k results on AIME25 and OlympiadBench (%).

Method	AIME25				OlympiadBench			
	@1	@8	@16	@32	@1	@8	@16	@32
<i>Qwen3-1.7B</i>								
Base	9.17	20.61	25.03	30.00	23.66	49.56	55.00	60.09
GRPO	10.73	24.00	27.33	30.00	26.20	55.56	61.56	66.62
TA-GRPO	9.58	28.36	32.20	33.33	27.12	59.23	64.86	68.84
Δ	-1.15	+4.36	+4.87	+3.33	+0.92	+3.67	+3.30	+2.22
<i>Qwen3-4B</i>								
Base	9.90	26.42	30.32	33.33	22.90	54.68	61.18	65.88
GRPO	12.19	34.27	40.01	46.67	25.44	61.05	66.76	70.33
TA-GRPO	12.81	39.58	46.46	53.33	25.56	64.75	71.00	75.07
Δ	+0.62	+5.31	+6.45	+6.66	+0.12	+3.70	+4.24	+4.74

Table 5. Full Pass@k results on Minerva and GPQA-Diamond (out-of-distribution benchmarks, %).

Method	Minerva				GPQA-Diamond			
	@1	@8	@16	@32	@1	@8	@16	@32
<i>Qwen3-1.7B</i>								
Base	12.16	35.59	42.41	48.53	11.82	36.63	47.05	57.58
GRPO	13.24	37.67	45.02	50.37	14.28	44.75	56.68	68.69
TA-GRPO	12.26	37.08	45.14	52.94	16.07	51.48	63.60	73.74
Δ	-0.98	-0.59	+0.12	+2.57	+1.79	+6.73	+6.92	+5.05
<i>Qwen3-4B</i>								
Base	13.96	42.57	51.63	59.19	21.13	60.68	71.25	78.79
GRPO	15.19	44.20	52.34	59.56	22.60	60.96	71.84	78.79
TA-GRPO	14.80	44.09	53.07	61.03	25.57	66.49	75.71	82.32
Δ	-0.39	-0.11	+0.73	+1.47	+2.97	+5.53	+3.87	+3.53