

A Formation Crisis of Repeating Partial Tidal Disruption Events

ZHEN PAN^{1,2} AND DONG LAI^{1,2,3}¹*Tsung-Dao Lee Institute, Shanghai Jiao-Tong University, Shanghai, 520 Shengrong Road, 201210, People's Republic of China*²*School of Physics & Astronomy, Shanghai Jiao-Tong University, Shanghai, 800 Dongchuan Road, 200240, People's Republic of China*³*Department of Astronomy, Center for Astrophysics and Planetary Science, Cornell University, Ithaca, NY 14853, USA*

ABSTRACT

A number of candidate repeating partial tidal disruption events (rpTDEs) have been reported in recent years. If these events are confirmed, the high fraction of observed rpTDEs among all tidal disruption events (TDEs) is in tension with prediction of the loss cone channel. We further point out an inequality $M_{\bullet} \lesssim 4 \times 10^6 M_{\odot} (T_{\text{obt}}/10 \text{ yr})^{4/9}$ that must be satisfied for rpTDEs of solar type stars in the loss cone channel, where M_{\bullet} is the central supermassive black hole (SMBH) mass and T_{obt} is the orbital period of the star. However the majority of reported rpTDE candidates potentially violate this inequality, indicating an alternative formation channel. In the commonly invoked Hills mechanism, the captured stars produced by tidal disruption of near-contact binaries can evade this inequality and may be the dominant source of rpTDEs. If the same process operates in the Galactic Center, there should exist a population of hypervelocity stars (HVSs) ejected with velocities as high as $3.6 \times 10^3 (M_{\bullet}/10^6 M_{\odot})^{1/6} \text{ km s}^{-1}$, which however have not been detected. A complete search for HVSs in the Milky Way will be critical for testing this prediction.

Keywords: Supermassive black holes (1663), Tidal disruption (1696), Hypervelocity stars(776)

1. INTRODUCTION

When a star approaches a supermassive black hole (SMBH) too close, it is tidally disrupted and approximately half of the stellar debris gets accreted by the SMBH, producing a bright flare (Hills 1975; Rees 1988). In the classical loss cone theory, the rate of tidal disruption events (TDEs) is determined by the relaxation process in which stars are kicked onto highly eccentric orbits with the pericenter distance r_p less than the tidal disruption radius $r_t \equiv (M_{\bullet}/m_{\star})^{1/3} R_{\star}$ (Alexander 2017), where M_{\bullet} is the mass of the SMBH, m_{\star} and R_{\star} are the mass and radius of the star, respectively. The computed TDE rate of $(1-2) \times 10^{-4} \text{ galaxy}^{-1} \text{ yr}^{-1}$ for Milky Way-like galaxies, derived from quasi-empirical models (Wang & Merritt 2004; Vasiliev & Merritt 2013; Stone & Metzger 2016), is slightly higher than the observed rate of a few $\times 10^{-5} \text{ galaxy}^{-1} \text{ yr}^{-1}$ inferred from ZTF (Yao et al. 2023). Recent studies of nearby galaxies with high-resolution nuclear density measurements show that the sample-averaged TDE rate derived from the loss-cone theory agrees well with

observations (Hannah et al. 2025), and the theoretical rate prediction for Milky-Way-mass galaxies is also consistent with the observed rate estimate (Hannah et al. 2025; Chang et al. 2025). However, the TDE rate inferred from optical surveys may miss a substantial fraction of events, particularly those obscured by dust, which can be instead unveiled by infrared surveys (Jiang et al. 2021; Masterson et al. 2024).

A star could be partially disrupted if its pericenter distance r_p is a few times larger than the tidal disruption radius r_t . The partial TDE (pTDE) rate in the loss-cone theory has been investigated in several previous studies, extending from the so-called full loss cone regime (Stone et al. 2020) to the empty loss cone regime (Krolik et al. 2020; Chen & Shen 2021; Zhong et al. 2022; Bortolas et al. 2023). A subtle point of counting TDEs is that pTDEs involving the same star can occur multiple times, and such multiple disruptions can increase the “observed” TDE rate if they are counted as independent events (Zhong et al. 2022; Bortolas et al. 2023). Broggi et al. (2024) estimated the number of consecutive partial disruptions that a star can undergo accounting for mass loss and tidal excitation during each pericenter passage; the authors claimed that the pTDE rate can be higher than that of full TDEs by a factor of a few or more.

In the last few years, a number of repeating partial TDE (rpTDE) candidates have been reported in the literature, with the interval between the consecutive flares ranging from a few months to tens of years (Payne et al. 2021; Liu et al. 2023; Lin et al. 2024; Sun et al. 2024; Somalwar et al. 2025; Wevers et al. 2023; Veres et al. 2024; Ji et al. 2025; Malyali et al. 2023; Sun et al. 2024; Wang et al. 2025). The observations of rpTDEs provide an important probe of the formation mechanism of TDEs. In fact, not all rpTDEs are observable since weak encounters (with large r_p) may lead to negligible stellar mass loss Δm and produce dim flares that are undetectable, and rpTDEs with long intervals between flares (i.e. long stellar period T_{obt}) are easily identified as full TDEs without sufficiently long-term monitoring. In this paper, we focus on “observable” rpTDEs, i.e., those with sufficiently large mass loss Δm (and correspondingly large flare luminosity) and short flare interval (small T_{obt}). For definiteness, we adopt the thresholds $\Delta m/m_\star \gtrsim 0.1$ (see Section 2) and T_{obt} less than a few years.

This letter is organized as follows. In Section 2, we start with a brief review of loss cone theory, calculate the expected rpTDE rate and the expected distribution of rpTDEs in the $T_{\text{obt}} - M_\bullet$ space, and point out discrepancies in both the predicted rate and the distribution compared to the rpTDEs reported in the literature. In Section 3, we compare prediction of the Hills mechanism (binary breakup) with the rpTDE observations and find they are compatible only if the stellar binaries in nuclear stellar clusters are near-contact binaries. However, hypervelocity stars founded in the Milky Way are from detached stellar binaries. We conclude in Section 4. We use geometrical units with $G = c = 1$ throughout this paper.

2. TIDAL DISRUPTIONS IN LOSS CONES

2.1. Basics

We consider a SMBH with mass M_\bullet in the center of nuclear stellar cluster consisting of stars with mass m_\star . After several times of relaxation timescale (Spitzer 1987)

$$t_{\text{rlx}} = \frac{0.339}{\ln \Lambda} \frac{\sigma^3(r)}{m_\star^2 n_\star(r)}, \quad (1)$$

where $\sigma(r)$ is the local velocity dispersion and is approximately $\sqrt{M_\bullet/r}$ within the radius of influence (r_h) of the SMBH, and $\ln \Lambda \approx 10$ is the Coulomb logarithm. The nuclear stellar cluster reaches an equilibrium state where the number density of stars follows the Bahcall-Wolf profile $n_\star(r) \propto r^{-7/4}$ (Bahcall & Wolf 1976). Assuming the SMBH mass and the nuclear stellar cluster velocity dispersion $\sigma_\star = \sigma(r_h)$ satisfy the relation $M_\bullet \approx 10^8 M_\odot (\sigma_\star/200 \text{ km s}^{-1})^4$ (Tremaine et al. 2002; Gültekin et al. 2009), the radius of influence of the SMBH is given by

$$r_h := \frac{GM_\bullet}{\sigma_\star^2} \approx M_\bullet^{0.5} \text{ pc} = 2.1 \times 10^7 M_\bullet M_\bullet^{-0.5}, \quad (2)$$

where $M_{\bullet,6} := M_\bullet/10^6 M_\odot$. With this relation and the total number of stars within r_h , $N_\star = M_\bullet/m_\star$, one can derive the normalization factor in the stellar number density $n_\star(r)$.

A star in the nuclear cluster is randomly perturbed by gravitational pulls of other stars, and thus diffuses in the orbital energy and angular momentum space. In general, the relaxation timescale in angular momentum is shorter than that in energy (t_{rlx}) (Cohn & Kulsrud 1978; Hopman & Alexander 2005), i.e.

$$t_J \simeq (1 - e^2)t_{\text{rlx}}, \quad (3)$$

where e is the orbital eccentricity. The ratio of t_J and the orbital period T_{obt} is

$$\frac{t_J}{T_{\text{obt}}} \approx 0.1 \left(\frac{r_p}{r_h} \right) \left(\frac{a}{r_h} \right)^{-9/4} \left(\frac{M_\bullet}{m_\star} \right), \quad (4)$$

where $a \sim r$ is the orbital semi-major axis, and we have assumed $r_p \ll a$. As a result of two-body scatterings, a star in an eccentric orbit gains and loses its orbital angular momentum randomly while keeping its orbital energy nearly constant (see Fig. 1 for illustration; see also Sari & Fragione (2019); Linial & Sari (2023)). If the star is scattered onto an extremely eccentric orbit with its pericenter distance r_p close to the tidal disruption radius

$$r_t = \left(\frac{M_\bullet}{m_\star} \right)^{1/3} R_\star \approx 46 M_\bullet M_{\bullet,6}^{-2/3} m_{\star,\odot}^{-1/3} R_{\star,\odot}, \quad (5)$$

the star is expected to be tidally disrupted by the SMBH, and $r_p = r_t$ is usually defined as the loss cone boundary of TDEs. As we will show later in Section 2.4, the loss cone boundary actually varies mildly depending on different types of star disruptions.

There are two ways that stars approach the SMBH. In the full loss cone regime, $t_J < T_{\text{obt}}$, the orbital angular momentum of the star is altered by order of unity within one orbital period, i.e., the loss cone is fully occupied by stars that are scattered into or out of the loss cone randomly. These are the sources of full TDEs and non-repeating pTDEs (see label “1: full TDEs & non-repeating pTDEs” in Fig. 1). In the empty loss cone regime, $t_J > T_{\text{obt}}$, the orbital angular momentum of the star is slightly perturbed within one orbital period, a star with $1 \lesssim r_p/r_t \lesssim 2$ stays in the partial TDE regime for more than one orbital periods, therefore contributes to rpTDEs (see label “2: rpTDEs” in Fig. 1). Using Eq. (4), we find that the boundary between full and empty loss cone regimes is given by

$$\frac{a_{\text{full}}(r_p)}{r_h} \approx 0.5 \beta^{-4/9} M_{\bullet,6}^{10/27} m_{\star,\odot}^{-16/27} R_{\star,\odot}^{4/9}, \quad (6)$$

where we have introduced the penetration factor $\beta := r_t/r_p$. Thus, stars with $a \gtrsim a_{\text{full}}$ ($a \lesssim a_{\text{full}}$) approach the SMBH in the full (empty) loss cone regime.

For a star sufficiently close to the SMBH such that the orbital decay timescale due to gravitational wave (GW) emission, t_{GW} , becomes less than t_J , its orbit circularizes gradually and becomes a stellar extreme mass ratio inspiral (EMRI; see label “3: stellar EMRIs” in Fig. 1). For $r_p \ll a$, we have

$$\frac{t_{\text{GW}}}{T_{\text{obt}}} \approx \frac{1}{31} \left(\frac{r_p}{M_\bullet} \right)^{5/2} \frac{r_p}{a} \left(\frac{M_\bullet}{m_\star} \right), \quad (7)$$

and (cf. Linial & Sari (2023))

$$\frac{t_J}{t_{\text{GW}}} \approx 3 \left(\frac{r_p}{M_\bullet} \right)^{-5/2} \left(\frac{a}{r_h} \right)^{-5/4}. \quad (8)$$

Setting $t_J = t_{\text{GW}}$ defines a critical “GW radius”:

$$\frac{a_{\text{GW}}(r_p)}{r_h} \approx 1.1 \times 10^{-3} \beta^2 M_{\bullet,6}^{4/3} m_{\star,\odot}^{2/3} R_{\star,\odot}^{-2}. \quad (9)$$

After a GW circularization stage, a stellar EMRI gradually loses its mass as its pericenter crosses the critical radius $\approx 2r_t$. The timescale of mass loss and subsequent accretion into the SMBH of each pericenter passage is comparable to or even longer than the stellar orbital period. As a result, the light curve of this process may not be as dramatic and characteristic as those of TDEs.

2.2. Rates of star disruptions

At every radius r , stars on quasi-circular orbits are scattered onto highly eccentric orbits and get captured by the SMBH in the form of (partial) TDEs or stellar EMRIs on the relaxation timescale $t_{\text{rlx}}(r)$. Consequently, the capture rate in the empty loss cone regime ($a \lesssim a_{\text{full}}$) is (Hopman & Alexander 2005)

$$R_\star(r < a) \approx \frac{N_\star(r < a)}{t_{\text{rlx}}(a)} \propto a, \quad (10)$$

where $N_\star(r < a) = 4\pi \int_0^a n_\star(r) r^2 dr \propto a^{5/4}$ for the Bahcall-Wolf density profile $n_\star(r) \propto r^{-7/4}$. For convenience, we write $R_\star(r < a) = C_\star a$, where C_\star is the constant differential rate in the empty regime. In this form, the total disruption rate in the empty loss cone regime reads as

$$R_{\text{tot,empty}} = C_\star a_{\text{full}}, \quad (11)$$

for $a_{\text{full}} < r_h$ and $R_{\text{tot,empty}} \approx C_\star r_h$ for $a_{\text{full}} > r_h$ (assuming that the stellar density decreases rapidly beyond r_h).

In the full loss cone regime, stars follow a uniform distribution in $J^2 \propto r_p$ (Cohn & Kulsrud 1978). A fraction $2r_t/a$ of stars reside in the loss cone and get fully or partially disrupted within one orbital period, resulting in full TDEs or non-repeating pTDEs, respectively. The differential disruption rate in this regime is therefore

$$\left. \frac{d}{dr} R_\star \right|_{r=a} = \frac{1}{T_{\text{obt}}(a)} \frac{2r_t}{a} \frac{dN_\star(r)}{dr} = C_\star \left(\frac{a}{a_{\text{full}}} \right)^{-9/4}, \quad (12)$$

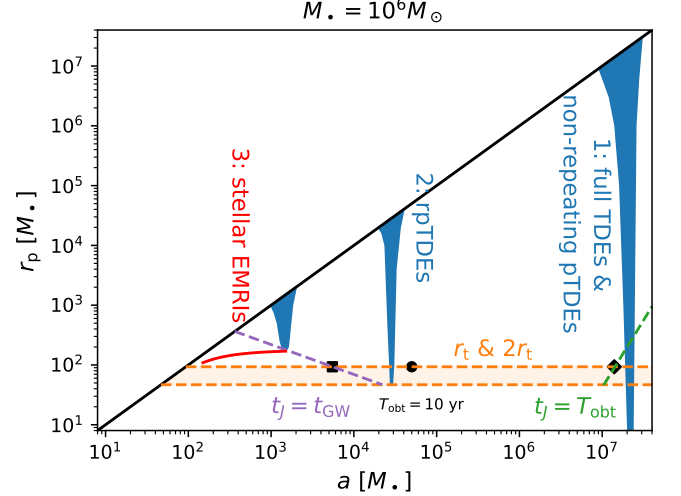


Figure 1. Schematic plot showing the formation of full TDEs, non-repeating pTDEs, rpTDEs and stellar EMRIs in a nuclear stellar cluster around a SMBH with $M_\bullet = 10^6 M_\odot$, where r_p and a are the pericenter distance and semi-major axis of the stellar orbit, respectively. The line $t_J = T_{\text{obt}}$ marks the boundary between the full and empty loss cone regimes. The region on the right-hand side of the black diamond (◆) dot, $a > a_{\text{full}}$ (see Eq. 6) is where full TDEs and non-repeating pTDEs are expected to occur. The line $t_J = t_{\text{GW}}$ marks the boundary between GW emission and 2-body scattering dominated regimes. The region between the black square (■) and the black bullet (●) dots, $a_{\text{GW}}(r_p = 2r_t) < a < a(T_{\text{obt}} = 10 \text{ yr})$ (see Eq. 9), is where observable rpTDEs (with period less than 10 years) are expected to occur.

where we have used the continuity condition of the differential disruption rate at $a = a_{\text{full}}$ in the second equal sign. Consequently, we obtain the total disruption rate in the full loss cone regime as

$$R_{\text{tot,full}} = \int_{a_{\text{full}}}^{r_h} \frac{dR_\star}{dr} dr = \frac{4}{5} C_\star a_{\text{full}} \left[1 - (a_{\text{full}}/r_h)^{5/4} \right], \quad (13)$$

for $a_{\text{full}} < r_h$ and $R_{\text{tot,full}} = 0$ for $a_{\text{full}} > r_h$.

In summary, the total disruption rate contributed by stars in both full and empty loss cone regimes is

$$R_{\text{tot}} = R_{\text{tot,empty}} + R_{\text{tot,full}} \approx C_\star r_h, \quad (14)$$

where we have used Eqs. (6, 11, 13) and the approximation sign is accurate to percent level for $M_\bullet > 10^5 M_\odot$. Specifically, the full loss cone regime contributes $\leq 4/9$ ($= 2/9$ “full TDEs” + $2/9$ “non-repeating pTDEs”) of star disruptions, and the remaining $\geq 5/9$ disruptions (“rpTDEs”) are from the empty loss cone regime. Note that we count rpTDEs by the number of stars disrupted in a series of disruptions, instead of the number of observable flares produced. In practice, only rpTDEs with short orbital period ($T_{\text{obt}} \lesssim 10 \text{ yr}$) can be identified as rpTDEs, which are the focus of this work.

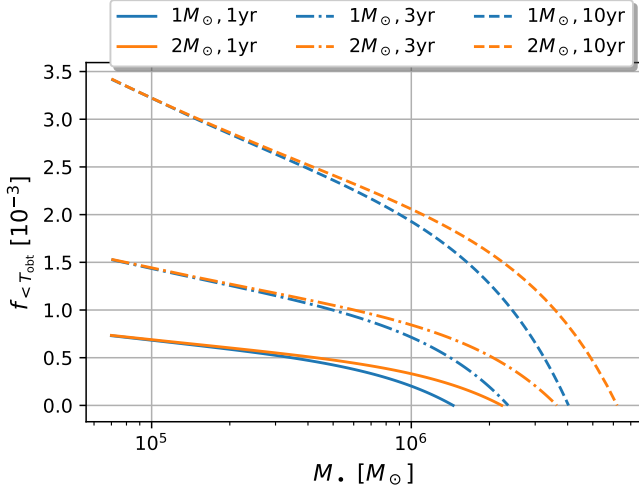


Figure 2. Fraction of rpTDEs $f_{<T_{\text{obt}}}(M_{\bullet})$ among all star disruptions as a function of SMBH mass for $T_{\text{obt}} \in \{1, 3, 10\}$ yr obtained from Eqs. (15-18), where we have used $\beta_{\text{rpTDE}} = 0.5$.

2.3. Fractional rate of observable rpTDEs

With the relations derived in the previous subsection, it is straightforward to calculate the fraction of stars that end as rpTDEs (with period less than T_{obt}) among all star disruptions as

$$f_{<T_{\text{obt}}} := \frac{R_{\star}(< T_{\text{obt}})}{R_{\text{tot}}} \approx \frac{a(T_{\text{obt}}) - a_{\text{GW}}(r_p)}{r_h}, \quad (15)$$

where $a(T_{\text{obt}})$ is the semi-major axis of the star with orbital period T_{obt} ,

$$\frac{a(T_{\text{obt}})}{M_{\bullet}} = 4.7 \times 10^4 T_{\text{obt},10\text{yr}}^{2/3} M_{\bullet,6}^{-2/3}, \quad (16)$$

and $a_{\text{GW}}(r_p)$ is given by Eq. (9), with $r_p = r_t/\beta_{\text{rpTDE}}$ being the pericenter distance of the star experiencing a partial disruption. We adopt $\beta_{\text{rpTDE}} = 0.5$ as the fiducial value (see Section 2.4 for discussion). Note that Eq. (15) applies only for $a(T_{\text{obt}}) \geq a_{\text{GW}}(r_p)$; otherwise $f_{<T_{\text{obt}}} = 0$ as the stars will end up as EMRIs. Setting $a(T_{\text{obt}}) = a_{\text{GW}}(r_p)$, we find the maximum SMBH mass beyond which no rpTDE can happen:

$$M_{\bullet,\text{max}}(T_{\text{obt}}) = 1.6 \times 10^6 M_{\odot} T_{\text{obt},10\text{yr}}^{4/9} \beta_{\text{rpTDE}}^{-4/3} m_{\star,\odot}^{-4/9} R_{\star,\odot}^{4/3}. \quad (17)$$

This relation defines a criterion of rpTDEs formed in the loss cone channel. In fact, Eq. (15) can be written as

$$f_{<T_{\text{obt}}} \approx 2.2 \times 10^{-3} T_{\text{obt},10\text{yr}}^{2/3} M_{\bullet,6}^{-1/6} \left[1 - \left(\frac{M_{\bullet}}{M_{\bullet,\text{max}}} \right)^{3/2} \right]. \quad (18)$$

In Fig. 2, we plot the expected rpTDE fraction $f_{<T_{\text{obt}}}$ for $\beta_{\text{rpTDE}} = 0.5$ and main sequence stars assuming a mass-radius relation $R_{\star} \propto m_{\star}^{0.8}$. Clearly, $f_{<T_{\text{obt}}}$ is larger for larger orbital

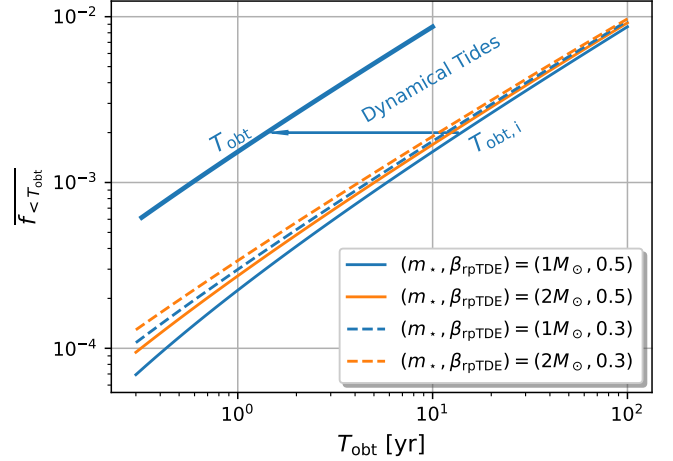


Figure 3. Average rpTDE fraction in the loss cone channel is insensitive to the stellar type or the exact loss cone boundary β_{rpTDE} . The four “diagonal” lines are obtained from Eqs. (18, 19). In addition, dynamical tides may drive stars from larger “initial” orbital period $T_{\text{obt},i}$ to shorter orbital period T_{obt} , where the stars repeatedly get disrupted and are observed. As a result, dynamical tides increase the rate of observable rpTDEs by a factor of a few (see Section 2.5). Here the heavy blue line is obtained from the light blue line by assuming $T_{\text{obt}} = T_{\text{obt},i}/10$.

period T_{obt} where a larger amount of stars are available to feed the loss cone. More massive main sequence stars allow for heavier SMBHs to generate rpTDEs as $M_{\bullet,\text{max}} \propto m_{\star}^{0.62}$.

As a measure of relative occurrence rate of rpTDEs, we define an average fraction

$$\overline{f_{<T_{\text{obt}}}} := \frac{\int_{M_{\bullet,\text{min}}}^{M_{\bullet,\text{max}}} f_{<T_{\text{obt}}}(M_{\bullet}) R_{\text{tot}}(M_{\bullet}) \frac{dN_{\bullet}}{dM_{\bullet}} dM_{\bullet}}{\int_{M_{\bullet,\text{min}}}^{M_{\bullet,\text{max}}} R_{\text{tot}}(M_{\bullet}) \frac{dN_{\bullet}}{dM_{\bullet}} dM_{\bullet}}, \quad (19)$$

where $dN_{\bullet}/dM_{\bullet}$ is the SMBH mass function, and R_{tot} is the total rate of both full TDEs and partial TDEs. Based on the TDEs observed in ZTF survey, Yao et al. (2023) infer the TDE rate as a function of SMBH mass,

$$R_{\text{tot}}(M_{\bullet}) \frac{dN_{\bullet}}{dM_{\bullet}} \propto M_{\bullet}^{-1.25}, \quad (20)$$

in the range of $(10^{5.3}, 10^{7.3}) M_{\odot}$. In Fig. 3, we show the average rpTDE fraction for main sequence stars of different masses. We see the little dependence of $\overline{f_{<T_{\text{obt}}}}$ on the stellar mass and β_{rpTDE} as expected from Fig. 2 and Eq. (15).

In addition to the fraction of rpTDEs among all star disruptions $f_{<T_{\text{obt}}}$, Eq. (17) provides a more direct criterion for examining formation channels of individual rpTDEs. In Fig. 4, we plot the rpTDE candidates reported in the literature (see Table. 1) in the $T_{\text{obt}} - M_{\bullet}$ diagram. We find the majority of them violate the criterion $M_{\bullet} < M_{\bullet,\text{max}}(T_{\text{obt}})$ of the loss cone channel. This observation indicates most of these candidates

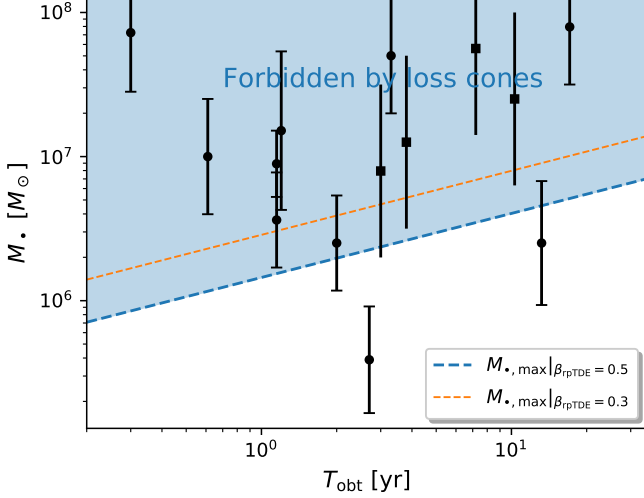


Figure 4. Statistics of rpTDE candidates in the $T_{\text{obt}} - M_*$ space (see Table. 1). The shadowed region is forbidden by the loss cone channel, and the boundary is obtained from Eq. (17) assuming solar type stars and different penetration factors of rpTDEs β_{rpTDE} .

are either not rpTDEs or they are rpTDEs from alternative formation channels. In Section 3, we will examine the Hill mechanism as an alternative channel.

2.4. Loss cone boundary of rpTDEs

The loss cone boundary of full TDEs is generally defined as $r_p = r_t$, i.e., a single pericenter passage within which ($r_p \leq r_t$) is expected to fully disrupt the star. In a similar way, we can define the loss cone boundary $r_p = \beta_{\text{rpTDE}}^{-1} r_t$ of rpTDEs such that a star with $r_p \leq \beta_{\text{rpTDE}}^{-1} r_t$ is expected to be destroyed by a series of repeating partial disruptions. The criterion of rpTDEs is therefore that the cumulative timescale of repeating partial disruptions is shorter than the timescale of any processes that may change the stellar orbit. One of these processes is scatterings with other stars.

A number of previous studies have estimated the boundary or rpTDEs. Analytical argument of Coughlin & Nixon (2022) by equating the maximum internal gravity of the star to the external tidal field from the SMBH, and numerical simulations show that the “partial disruption radius”, where a star starts to lose mass from the envelope, is $\beta \approx 0.55 - 0.6$, independent of star properties (Guillochon & Ramirez-Ruiz 2013; Nixon et al. 2021), or $\beta \approx 0.5 - 0.55$ depending on the equation of state (Chen et al. 2024). Recent report of exponential growing flare energy in 5 consecutive flares of AT 2023uqm also shows good agreement with simulations of rpTDEs with $\beta \approx 0.55 - 0.6$ (Wang et al. 2025). Following the analyses above, we use the fiducial value

$$\beta_{\text{rpTDE}} = 0.5, \quad (21)$$

as the loss-cone boundary of rpTDEs in this work.

In addition to the predictions based on analytical modeling or numerical simulations, long term observations of Sgr A* spot a number of S stars (S2, S14, S4714, S16 and S4716) on tight orbits with $r_p = 120, 92, 18, 16$ and 12 AU (Ghez et al. 2005; Gillessen et al. 2009; Peißker et al. 2020, 2022), respectively, which also impose useful constraints on β_{rpTDE} . Specifically, the stability of S4716 star with $m_* \approx 4M_\odot$ (Peißker et al. 2022) imposes a lower bound

$$\beta_{\text{rpTDE}} > 0.13, \quad (22)$$

which is consistent with Eq. (21).

2.5. Role of dynamical tides

For a star on a highly eccentric orbit, oscillatory modes in the star are excited by the tidal force of the central SMBH during each pericenter passage. Previous studies have examined the effects of such dynamical tides on the binary orbit (Mardling 1995; Lai 1997; Ivanov & Papaloizou 2004; Ivanov & Papaloizou 2007; Vick & Lai 2018; Wu 2018; Yu et al. 2021, 2022; Lau & Yu 2025). In particular, depending on the pericenter distance and orbital period, there are two distinct long-term evolution tracks of the tidally-excited modes over multiple passages: regular quasi-steady oscillations (including larger-amplitude oscillations due to a resonance between the orbital frequency and the mode frequency) and chaotic growth of oscillation modes.

In the regular oscillation regime, the mode energy E_α (where α is the mode index) reaches a quasi-steady state (where the mode energy gained by each pericenter passage is balanced by the energy dissipation over an orbital period), the timescale of orbital decay $t_{\text{tide}} = |a/\dot{a}|_{\text{tide}}$ induced by the tide depends on the mode damping time and is expected to be long (Vick & Lai 2018). In the chaotic tide regime (also called “diffusive tide”, Wu (2018)), the oscillation mode can grow to a large amplitude, followed by nonlinear dissipation. Multiple episodes of such chaotic mode growth and dissipation cycle can lead to rapid and significant orbital decay (Vick et al. 2019).

The key condition for chaotic mode growth is (Vick & Lai 2018; Wu 2018)

$$\omega_\alpha |\Delta T_{\text{obt}}| = \omega_\alpha T_{\text{obt}} \left(\frac{3\Delta E_\alpha}{2|E_{\text{obt}}|} \right) \gtrsim 1, \quad (23)$$

where ω_α is the mode frequency and ΔT_{obt} is the change of the orbital period due to the “first” (i.e. when the initial mode energy is zero) pericenter energy transfer ΔE_α (where $E_{\text{obt}} = -GMm_*/2a$ is the orbital energy). Physically, $\omega_\alpha |\Delta T_{\text{obt}}|$ is the phase change of the oscillation mode due to the tidal energy transfer at pericenter. For a highly eccentric orbit, we can write

$$\Delta E_\alpha = \frac{GM^2 R_*^5}{r_p^6} \mathcal{E}(\beta), \quad (24)$$

where \mathcal{E} is a dimensionless function (called T_2 by Press & Teukolsky 1975) that depends on $\beta = r_t/r_p$, ω_α/Ω_p (where $\Omega_p = \sqrt{GM/r_p^3}$ is the pericenter orbital frequency) and Q_α (the dimensionless mode overlap integral). Thus

$$\omega_\alpha |\Delta T_{\text{obt}}| = 5.9 \times 10^4 \hat{\omega}_\alpha \beta^6 \mathcal{E}(\beta) \frac{m_{\star\odot}^{3/2}}{R_{\star\odot}^{5/2} M_{\bullet 6}^{2/3}} \left(\frac{T_{\text{obt}}}{10 \text{ yrs}} \right)^{5/3}, \quad (25)$$

where $\hat{\omega}_\alpha = \omega_\alpha (Gm_\star/R_\star^3)^{-1/2}$. Using the approximate expression for $\mathcal{E}(\beta)$ given by Lai (1997) (see Vick et al. (2019)), valid for ω_α/Ω_p larger than a few, we have

$$\omega_\alpha |\Delta T_{\text{obt}}| = 8.8 \times 10^5 \hat{\omega}_\alpha^4 Q_\alpha^2 \beta^{-3/2} \frac{m_{\star\odot}^{3/2}}{R_{\star\odot}^{5/2} M_{\bullet 6}^{2/3}} \left(\frac{T_{\text{obt}}}{10 \text{ yrs}} \right)^{5/3} \times \exp(-4 \sqrt{2} \hat{\omega}_\alpha / \beta^{3/2}). \quad (26)$$

As an estimate, we model the star as a $\Gamma = 5/3$ polytrope, with the f-mode dominating the tidal interaction, and $\hat{\omega}_\alpha = 1/46$, $Q_\alpha = 0.49$ (Vick et al. 2019). Equation (26) then gives $\omega_\alpha |\Delta T_{\text{obt}}| \simeq 2 \times 10^{-4}$ and 2 for $\beta = 0.5$ and $2/3$, respectively (with $T_{\text{obt}} = 10$ years and other fiducial numbers given). We thus conclude that chaotic tide can operate in the pre-rpTDE binaries with $\beta \gtrsim 0.5$ and $T_{\text{obt}} \gtrsim 10$ years¹.

We can now outline and estimate how chaotic tides may influence the evolution of a SMBH-star binary prior to rpTDE. Consider a star scattered into a highly eccentric orbit with $r_p \simeq 2r_t$ (and period $T_{\text{obt}} \gtrsim 10$ years), sufficient for chaotic tide to operate. The tidally excited stellar oscillation mode would grow chaotically (or “diffusively”, with the mode energy increasing approximately linear in time on average), followed by rapid mode decay. The system may go through multiple episodes of such mode growth/damping cycles (Vick et al. 2019); the net effect of these is the orbital shrinkage on the timescale

$$t_{\text{tide}} \sim \left(\frac{|E_{\text{obt}}|}{\Delta E_\alpha} \right) T_{\text{obt}} \sim \frac{T_{\text{obt}}^2}{|\Delta T_{\text{obt}}|}, \quad (27)$$

where ΔE_α and ΔT_{obt} as the same as in Eq. (23). Thus

$$\frac{t_{\text{tide}}}{T_{\text{obt}}} \sim \frac{2.3 \times 10^5}{\omega_\alpha |\Delta T_{\text{obt}}|} \hat{\omega}_\alpha \left(\frac{T_{\text{obt}}}{10 \text{ yr}} \right) \propto T_{\text{obt}}^{-2/3}. \quad (28)$$

¹ In addition, two effects can make the system more likely to develop or stay in the chaotic tide regime: (i) The star can have an appreciable rotation, which may change the mode frequency and significantly increase ΔE_α (e.g. when the star has a retro-grade rotation relative to the orbit); (ii) In the presence of a “pre-existing” oscillation energy E_{resid} (such as the residual mode energy left over after a previous episode of chaotic mode growth and damping; see Vick et al. 2019), the condition (23) for chaotic mode growth is replaced by $\omega_\alpha T_{\text{obt}} (3\Delta E_{\alpha, \text{max}}/2|E_{\text{obt}}|) \gtrsim 1$, with $\Delta E_{\alpha, \text{max}} \simeq \Delta E_\alpha + 2\sqrt{E_{\text{resid}}\Delta E_\alpha}$ (Wu 2018; Vick et al. 2019). For $E_{\text{resid}} > \Delta E_\alpha$, chaotic mode growth can be achieved more easily than what Eq. (26) indicates.

On the other hand, the timescale for the angular momentum relaxation due to scatterings (see Eq. 4) is given by

$$\frac{t_J}{T_{\text{obt}}} \sim 2 \times 10^5 \beta^{-1} M_{\bullet 6}^{29/24} m_{\star\odot}^{-4/3} R_{\star\odot} \left(\frac{T_{\text{obt}}}{10 \text{ yr}} \right)^{-3/2} \quad (29)$$

The fact that t_{tide} is comparable to t_J for $T_{\text{obt}} \sim 10$ years indicates that there is a significant chance that appreciable orbital decay driven by chaotic tide can happen before rpTDE occurs, although there is an interplay between scatterings and tide-driven orbital evolution – we plan to investigate this interplay and other related issues in a future study.

Overall, our study in this section suggests that in the loose-cone scenario, many rpTDEs with observed period T_{obt} may be “captured” at a larger (“initial”) period $T_{\text{obt},i}$. While more quantitative calculations would be needed to determine $T_{\text{obt},i}$, previous works (e.g. Vick et al. (2019)) in a different context suggests that $T_{\text{obt},i} \sim 10T_{\text{obt}}$ is possible. With this consideration, the rpTDE fraction for a given T_{obt} can be increased by a factor of a few (see Fig. 3).

Note that we have focused on the role of dynamical tides in reducing the stellar orbital size a , while ignored the response of the stellar structure to energy dissipation. With this simplified assumption, the critical value $M_{\bullet, \text{max}}(T_{\text{obt}})$, determined by $a(T_{\text{obt}}) = a_{\text{GW}}(r_p)$, is not affected by dynamical tides.

3. HILLS MECHANISM

Hills mechanism is another commonly invoked channel depositing stars onto extremely eccentric orbits around SMBHs by tidally disrupting stellar binaries (Hills 1988). After a binary disruption, one star is captured by the SMBH and the other is in general ejected from the SMBH. This is a possible source of rpTDEs and also a likely origin of hypervelocity stars (HVSs) found in the Milky way and local galaxies (Yu & Tremaine 2003; Gould & Quillen 2003; Brown et al. 2005; Koposov et al. 2020). In this section, we will analyze whether the predictions of the Hills mechanism are compatible with observations of both rpTDEs and HVSs.

3.1. Basics

Consider a stellar binary with two equal-mass components (each m_\star) and an initial binary separation a_b orbiting around a SMBH with “initial” semi-major axis a_{in} . The binary is disrupted when the pericenter distance is about the binary tidal radius

$$r_{t,b} = \left(\frac{M_\bullet}{2m_\star} \right)^{1/3} a_b. \quad (30)$$

The general outcome of the binary disruption is that one star gains some energy and gets ejected, the other loses approximately the same amount of energy and gets captured by the SMBH. The captured one is a potential source for full TDEs and partial TDEs. The pericenter distance of the captured

star is $r_p \approx r_{t,b}$, and its (specific) orbital binding energy can be written as

$$E_{\text{bind}} = \frac{\zeta_E}{2} \frac{GM_\bullet a_b}{r_{t,b}^2}, \quad (31)$$

Where $\zeta_E \sim 1$ is a numerical factor that depends on the orbital phase at binary disruption (Sari et al. 2010). For circular orbit and $r_p \approx r_{t,b}$, the value of ζ_E is distributed in the range $[0.5, 3.4]$ with $\zeta_E \approx 2.6$ at the peak of the distribution (Yu & Lai 2024). Thus the semi-major axis and eccentricity of the captured star are

$$a = \zeta_E^{-1} \frac{r_{t,b}^2}{a_b} = \zeta_E^{-1} \left(\frac{M_\bullet}{2m_\star} \right)^{2/3} a_b, \quad (32)$$

and

$$1 - e = \frac{r_p}{a} \approx \zeta_E \frac{a_b}{r_{t,b}} = \zeta_E \left(\frac{2m_\star}{M_\bullet} \right)^{1/3}. \quad (33)$$

The corresponding orbital period is

$$T_{\text{obt}} = 0.63 \zeta_E^{-3/2} M_{\bullet,6}^{1/2} \left(\frac{a_b}{2.5R_\star} \right)^{3/2} R_{\star,\odot}^{3/2} m_{\star,\odot}^{-1} \text{ yr}. \quad (34)$$

For main sequence stars with $R_\star \propto m_\star^{0.8}$, the orbital period $T_{\text{obt}}(a_b = 2.5R_\star)$ of the captured star has a weak dependence on the main sequence star mass $\propto m_\star^{0.2}$. Note that the initial binary separation a_b must satisfy

$$2.5R_\star \lesssim a_b \lesssim a_{b,\text{hard}} \approx \frac{2Gm_\star}{\sigma^2(r)}, \quad (35)$$

where $\sigma(r)$ is the local velocity dispersion of stars at $r \sim a_{\text{in}}$. In Eq. (35), the first inequality comes from the Roche stability criterion and the second comes from the fact that we expect the binary be “hard” to avoid being dissolved in the star cluster. In the following analysis we simply use $\sigma(r) = \sigma_\star$ at the radius of influence (r_h), where most star disruptions originate. The pericenter distance and the semimajor axis of the capture star fall in the range of

$$\begin{aligned} 2r_t &\approx 2.5 \left(\frac{M_\bullet}{2m_\star} \right)^{1/3} R_\star \lesssim r_p \lesssim \left(\frac{M_\bullet}{2m_\star} \right)^{1/3} a_{b,\text{hard}}, \\ 2.5\zeta_E^{-1} \left(\frac{M_\bullet}{2m_\star} \right)^{2/3} R_\star &\lesssim a \lesssim \zeta_E^{-1} \left(\frac{M_\bullet}{2m_\star} \right)^{2/3} a_{b,\text{hard}}. \end{aligned} \quad (36)$$

The captured star can follow two different evolutionary tracks as described in Section 2, depending on the ratio t_J/t_{GW} , which in terms depends on a , e and other parameters (see Fig. 5): For $t_J/t_{\text{GW}} \gtrsim 1$, it is primarily driven by gravitational radiation to become a stellar EMRI; for $t_J/t_{\text{GW}} \lesssim 1$, it is driven by scatterings to become a rpTDE. In the latter case, the rpTDE would have a period given by Eq. (34). We note that some observed rpTDEs have a rather short period (e.g. 114 days for ASASSN-14ko, Payne et al. (2021)); if

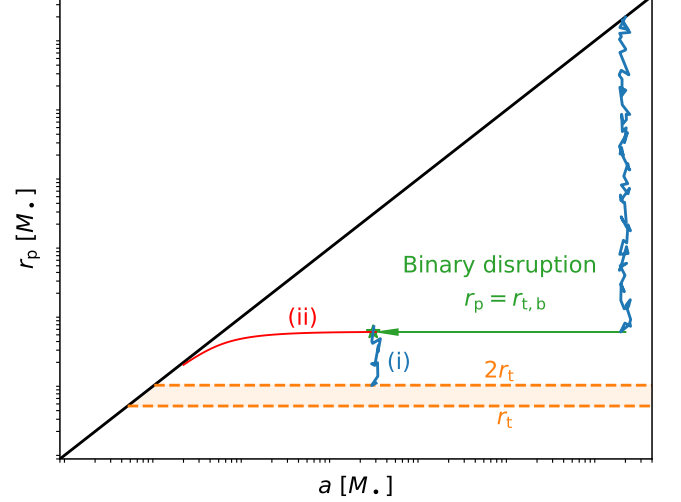


Figure 5. A cartoon illustrating the outcomes of binary disruption, leading to rpTDEs and stellar EMRI. In the 1st stage, a stellar binary is randomly scattered by background stars and gets disrupted when the pericenter distance r_p approaches $r_{t,b}$. Immediately after the binary disruption, the captured star has a pericenter distance larger than the stellar tidal radius r_t . In the 2nd stage, the captured star is either (i) randomly scattered by background stars (when $t_J \lesssim t_{\text{GW}}$) and finally ends as a rpTDE when it diffuses to the loss cone boundary of rpTDEs $r_p \approx 2r_t$, or (ii) driven by gravitational radiation (when $t_{\text{GW}} \lesssim t_J$) to become a stellar EMRI.

they are formed in the Hill mechanism, very tight initial binaries (with a_b a few times R_\star) would be required (cf. Cufari et al. (2022)).

Similar to Fig. 1, we analyze the outcomes of the Hills mechanism in the r_p - a space in Fig. 6. In the upper panel (for $M_\bullet = 10^6 M_\odot$), a binary is randomly scattered by background stars in the nuclear stellar cluster and gets disrupted by the central SMBH when its pericenter distance approaching $r_{t,b}$. The binary disruption leads to one of the stars to be ejected and the other captured by the SMBH. The captured star is deposited in the 2-body scattering dominated regime. Depending on the initial separation of the stellar binaries, the captured stars with $r_p \approx 2r_t$ immediately enter the rpTDE phase, while those with $r_p > 2r_t$ will first experience random 2-body scatterings until being kicked onto a low-angular momentum orbit with $r_p \approx 2r_t$ and end as rpTDEs (see also Fig. 5), among which only those with $a < a_{10 \text{ yr}}$ are recognized as observable rpTDEs and the remaining ones with longer orbital periods can be easily identified as non-repeating TDEs (Zhong et al. 2022; Bortolas et al. 2023; Broggi et al. 2024).

In the lower panel of Fig. 6 (for $M_\bullet = 10^7 M_\odot$), where the critical point ($a = a_{10 \text{ yr}}, r_p = 2r_t$) is located in the GW emission dominated regime, i.e., $a_{10 \text{ yr}} < a_{\text{GW}}(r_p)$. As a result, captured stars with $r_p \approx 2r_t$ immediately end as observable rpTDEs. The remaining ones with $r_p > 2r_t$ and $a < a_{10 \text{ yr}}$

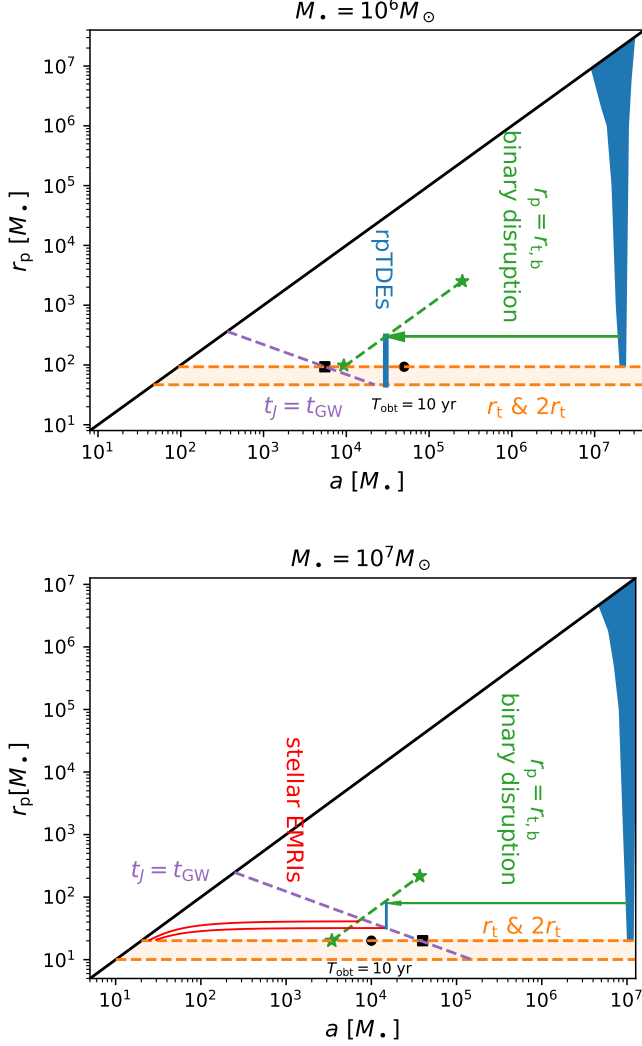


Figure 6. Schematic plot of binary disruption and the subsequent evolution of the captured star. A binary is disrupted by the central SMBH when the binary approaches $r_{t,b}$, with one of the two stars being ejected and the other being captured. In the $r_p - a$ phase space, the captured star is deposited at the green dashed line, where the two \star symbols denote the upper and the lower limits [Eq. (36)], respectively. Depending on the initial separation of the binary, the captured star faces two possible fates: rpTDE or stellar EMRI. In the upper panel (for $M_* = 10^6 M_\odot$), the captured stars are in the 2-body scattering dominated regime [Eq. (34)], where those with $a_{\text{GW}} < a < a_{10 \text{ yr}}$ finally end as observable rpTDEs. In the lower panel ($M_* = 10^7 M_\odot$), the captured stars with $T_{\text{obt}} < 10 \text{ yr}$ are in the GW emission dominated regime ($a_{10 \text{ yr}} < a_{\text{GW}}$), where those with $r_p \approx 2r_t$ start the rpTDE phase immediately after the binary disruption, while others gradually circularize and end as stellar EMRIs.

gradually circularize due to GW emission and become stellar EMRIs.

To summarize, a critical value of the SMBH mass in the Hills mechanism is $M_{*,\text{max}}(T_{\text{obt}})$ [Eq. (17)] at which $a_{\text{GW}}(r_p =$

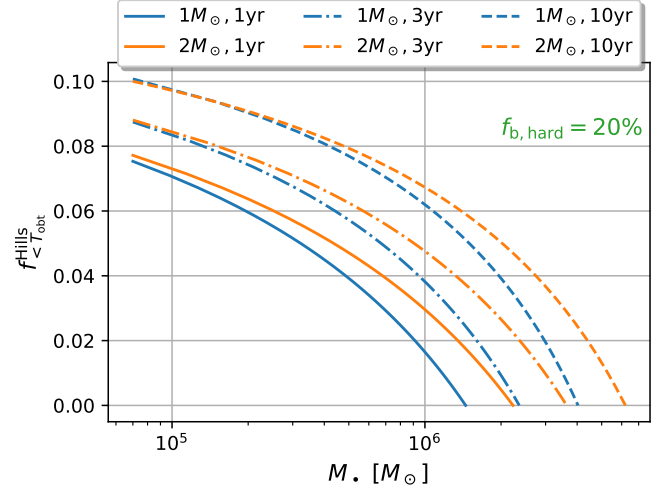


Figure 7. Fraction of rpTDEs $f_{\text{Hills}}^{<T_{\text{obt}}}(M_*)$ as a function of SMBH mass for $T_{\text{obt}} \in \{1, 3, 10\} \text{ yr}$ contributed by binary disruptions and calculated from Eq. (38), assuming that a fraction $f_{b,\text{hard}} = 20\%$ of stars are in hard binaries.

$2r_t) = a(T_{\text{obt}})$, similar to in the single-star loss cone channel. For lighter SMBHs disrupting stellar binaries, all captured stars with $a_{\text{GW}} \leq a \leq a_{10 \text{ yr}}$ end as observable rpTDEs (see upper panel of Fig. 6). For heavier SMBHs, observable rpTDEs are sourced by captured stars with $r_p \approx 2r_t$ only. These captured stars are from disruptions of near-contact binaries with $a_b \approx 2.5R_*$.

3.2. Fractional rate of observable rpTDEs

With the basic picture of binary disruption outlined in the previous subsection, we can calculate the rate of rpTDEs contributed by the Hills mechanism. Let $f_{b,\text{hard}}$ be the fraction of hard binaries in the cluster. Since the relaxation timescale $t_{b,J}$ of stellar binaries in the angular momentum direction is comparable to that of single stars t_J , hard binaries are expected to contribute a fraction of about $(1/2)f_{b,\text{hard}}$ of stellar disruptions. To be classified as observable rpTDEs, additional requirements on orbital parameters (a, r_p) of captured stars are needed, as discussed in the previous subsection:

$$\begin{cases} a_{\text{GW}}(r_p = 2r_t) \leq a \leq a(T_{\text{obt}}) & \text{if } M_* \leq M_{*,\text{max}}(T_{\text{obt}}) \\ r_p \approx 2r_t \text{ or equivalently } a_b \approx 2.5R_* & \text{if } M_* > M_{*,\text{max}}(T_{\text{obt}}) \end{cases} \quad (37)$$

The rate of rpTDEs in the Hills channel clearly depends on the distribution of a_b . Assuming $\log(a_b)$ follows a uniform distribution in the range defined in Eq. (35), we find that the fractional rate of rpTDEs (with period less than T_{obt}) contributed by the Hills mechanism is

$$f_{\text{Hills}}^{<T_{\text{obt}}} \approx \frac{f_{b,\text{hard}}}{2} \frac{\log\left(\frac{a(T_{\text{obt}})}{a_{\text{GW}}(r_p=2r_t)}\right)}{\log\left(\frac{a_{b,\text{hard}}}{2.5R_*}\right)}, \quad (38)$$

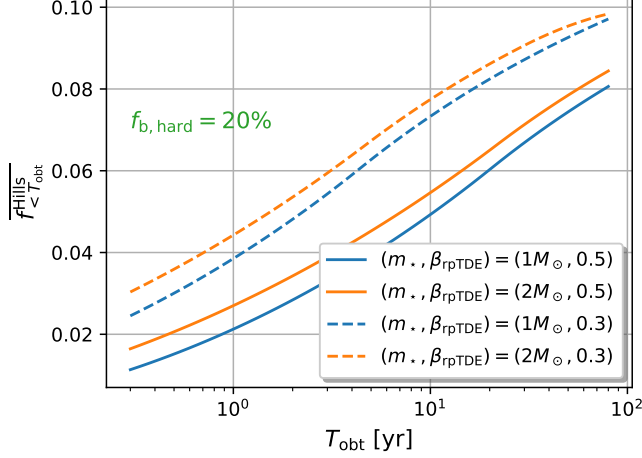


Figure 8. Average rpTDE fraction contributed by the Hills channel assuming the binary separation a_b satisfies a log-uniform distribution.

where the factor $f_{b,\text{hard}}/2$ is the fraction of star disruptions contributed by the Hills mechanism and the factor $\log(\cdot)/\log(\cdot)$ account for observable rpTDEs only. In Fig. 7, we plot the expected rpTDE fraction $f_{<T_{\text{obt}}}^{\text{Hills}}$ for $\beta_{\text{rpTDE}} = 0.5$ and main sequence stars assuming a mass-radius relation $R_\star \propto m_\star^{0.8}$. Similar to the loss cone channel, no rpTDE can happen for $M_\bullet > M_{\bullet,\text{max}}$ in the Hills channel if the disrupted stellar binaries are normal detached binaries. Compared to Fig. 2, the Hills channel may dominate over the loss cone channel in producing observable rpTDEs if a fraction $f_{b,\text{hard}} > 20\%$ of stars are in hard binaries.

Similar to Eq. (19) for the loss cone channel, we define an average fraction $\overline{f_{<T_{\text{obt}}}^{\text{Hills}}}$ for the Hills channel. As shown in Fig. 8, $\overline{f_{<T_{\text{obt}}}^{\text{Hills}}}$ has a logarithmic dependence on the orbital period T_{obt} , and as high as $\approx 5\%$ star disruptions are observable rpTDEs if 20% of stars are in hard binaries and $\log(a_b)$ follows a uniform distribution.

In addition to the fractional rate of rpTDEs, the distribution of rpTDEs in the $T_{\text{obt}} - M_\bullet$ diagram is another probe to the Hills channel. In Fig. 9, we show the allowed and forbidden regions of the Hills mechanism in $T_{\text{obt}} - M_\bullet$ space. The orange shadowed region where the majority of rpTDEs reside is sourced by the disruptions of near-contact binaries with $a_b \approx 2.5R_\star$. The white region where only two rpTDEs reside is contributed by normal detached binaries with $a_b > 2.5R_\star$. The blue shadowed region is forbidden by the

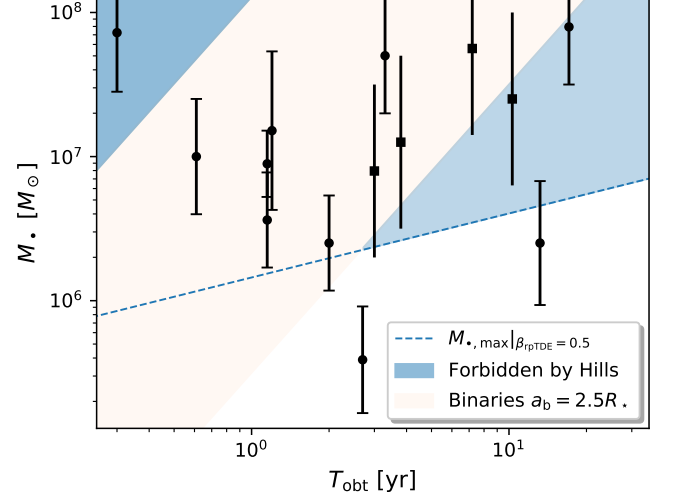


Figure 9. Statistics of rpTDE candidates in the $T_{\text{obt}} - M_\bullet$ space (see Table. 1). The blue dashed line is where $M_\bullet = M_{\bullet,\text{max}}(T_{\text{obt}})$ [Eq. (17)], beyond which no rpTDE can happen in the loss cone channel. In the Hills channel, near contact binaries with $a_b \approx 2.5R_\star$ can evade this limit [Eq. (34)], as shown in the orange shadowed region. The white region is contributed by detached binaries with $a_b > 2.5R_\star$.

Hills mechanism.² From Fig. 9, we conclude that if the Hills mechanism dominates the production of rpTDEs, most of the rpTDE events are from near-contact binaries.

3.3. Additional constraint: HVSs

Following a binary disruption by a SMBH, a star is captured and possibly ends as a rpTDE as discussed in the previous subsection, and the other is ejected. This is likely the origin of HVSs found in the Milky way (Hills 1988; Yu & Tremaine 2003; Brown et al. 2005; Brown et al. 2014, 2018; Hirsch et al. 2005; Zheng et al. 2014; Koposov et al. 2020; Marchetti et al. 2022; Verberne et al. 2024). The ejection velocity is given by (see Eq. 32)

$$\begin{aligned} v_{\text{ej}} &= \sqrt{\frac{GM_\bullet}{a}} = \zeta_E^{1/2} \sqrt{\frac{2Gm_\star}{a_b}} \left(\frac{M_\bullet}{2m_\star} \right)^{1/6} \\ &= 3.6 \times 10^3 \zeta_E^{1/2} \left(\frac{a_b}{2.5R_\star} \right)^{-1/2} R_{\star,\odot}^{-1/2} m_{\star,\odot}^{1/3} M_{\bullet,6}^{1/6} \text{ km s}^{-1}. \end{aligned} \quad (39)$$

For main sequence stars with $R_\star \propto m_\star^{0.8}$, the dependence of the ejection velocity for near-contact binaries on the stellar mass is weak with $v_{\text{ej}} \propto m_\star^{-0.07}$.

² The short-period rpTDE candidate ASASSN-14ko, with $T_{\text{obt}} = 0.3$ yr and $\log_{10}(M_\bullet/M_\odot) = 7.86_{-0.41}^{+0.31}$, lies in the forbidden region of the Hills mechanism (upper left corner of Fig. 9). To explain the origin of this event with the Hills mechanism requires a contact star+compact object binary with a low binary separation $a_b = 1R_\odot$ and a low SMBH mass $M_\bullet = 10^7 M_\odot$ (see Cufari et al. (2022)).

In the previous subsection, we have shown that if the observed rpTDEs are produced by the Hills mechanism, then they likely have arisen from near-contact binaries. From the same process, HVSs with $v_{ej} \approx 4.5 \times 10^3 \zeta_E^{1/2} \text{ km s}^{-1}$ are expected to be ejected from the Sgr A* by the SMBH with $M_\bullet = 4 \times 10^6 M_\odot$ at the rate $\approx 3 \times 10^{-6} \text{ yr}^{-1} \text{ gal}^{-1}$ ($\approx 10\%$ TDE rate). As a result, about 100 of them are expected to exist within 100 kpc of Sgr A*.

Confirmed and candidate HVSs are summarized in Table 2. Early-type stars are preferentially detected due to selection bias. If a star were ejected from the Galactic Center (GC), it must have decelerated from its initial velocity v_{ej} to its current observed value v_{GC} as it climbed out of the galactic potential well (see e.g. Fig. 4 of Brown et al. (2014)). After correcting the difference in potential, we find that the ejection velocities of these HVS (candidates) are $\lesssim 10^3 \text{ km s}^{-1}$, except $v_{ej}(\text{S5} - \text{HVS } 1) \approx 2 \times 10^3 \text{ km s}^{-1}$. Thus, these HVSs did not originate from near-contact binaries, but rather from binaries with $a_b \gg 2.5R_\star$.

In summary, the Hills mechanism has been proposed as a promising channel for sourcing both rpTDEs and HVSs. With this assumption, our analysis of rpTDEs in the $T_{\text{obt}} - M_\bullet$ diagram shows that the majority of rpTDEs must be sourced by captured stars following SMBHs disrupting near-contact stellar binaries (see Fig. 9). Accompanying with these rpTDEs, HVSs are inevitably ejected with extremely high velocities [Eq. (39)] in the same rate. However, HVSs found in the Milky Way have lower ejection velocities, therefore are the result of the SMBH disrupting normal detached binaries. Due to this discrepancy, it remains unclear whether the Hills mechanism is the dominant channel for producing rpTDEs. More complete search of HVSs moving with velocities as high as $\sim 4 \times 10^3 \text{ km s}^{-1}$ will be critical for answering this question.

4. DISCUSSION AND CONCLUSIONS

We have analyzed the predictions of the (single-star) loss cone channel and the Hills mechanism (binary tidal breakup) in producing rpTDEs, and compare them with candidate rpTDEs reported in the literature. We find that the loss cone channel generally predicts too low a rate of rpTDEs and the criterion $M_\bullet \lesssim 4 \times 10^6 M_\odot (T_{\text{obt}}/10 \text{ yr})^{4/9}$ (a necessary condition for producing rpTDEs) is violated by the majority of the reported rpTDEs (see Fig. 4). Dynamical tides may increase the rate of observable rpTDE by a factor of a few by driving stars at larger initial orbital period $T_{\text{obt},i}$ to shorter orbital

period T_{obt} , where the stars end as rpTDEs. The predicted fractional rate of rpTDEs is still lower than the observation by a factor of $O(10)$ (see Fig. 3). Therefore, we arrive at the conclusion that the loss cone channel is not likely the dominant source of rpTDEs if the candidates reported are genuine rpTDEs.

A similar analysis shows that the Hills mechanism can produce sufficient observable rpTDEs if a substantially fraction of stars ($f_b \gtrsim 20\%$) in nuclear star clusters are in binaries (see Fig. 8) and the predicted distribution of rpTDEs in $T_{\text{obt}} - M_\bullet$ diagram is also compatible with the observed if the majority of disrupted stellar binaries by SMBHs are nearly contact (see Fig. 9). This seems unnatural for stellar binaries. However, several recent theoretical studies suggest tight stellar binaries as a natural result of dynamical interactions with the central SMBH or flying-by stars in the cluster. For example, Hao-Tse Huang & Lu (2025) found that repeated tidal encounters with SMBH may perturb a stellar binary to high eccentricity, and harden the binary to separation $a_b \lesssim 10R_\star$. Winter-Granic et al. (2024) showed that tidal perturbations from flying-by field stars work in a similar way in tightening stellar binaries in nuclear stellar clusters. Dodici et al. (2025) further predicted a population of close binaries in nuclear stellar clusters.

Another inevitable consequence of disrupting near-contact binaries by SMBHs is the extremely high velocities of HVSs ejected from galaxy centers [see Eq. (39)]. However, HVSs found in the Milky Way have lower velocities. It is unclear whether this discrepancy is due to incomplete HVS search where fast (late-type) HVSs are missed or some unsettled problems for invoking the Hills mechanism as the origin of rpTDEs. More investigations on the distribution of binary separations and the dependence on the radial distance to the SMBH for different stellar types are needed to resolve the discrepancy. On the other hand, a more complete search of HVSs, especially low-mass HVSs, is necessary for verifying the prediction of the Hills channel.

1 We gratefully acknowledge the Weihai TDE meeting held in
2 the summer of 2025, which stimulates many valuable discus-
3 sions. We thank Ning Jiang for examining the list of rpTDE
4 candidates, Di Wang for pointing out the recent studies on bi-
5 nary separations of stellar binaries in nuclear stellar clusters,
6 Huan Yang and Xian Chen for discussing the role of dynam-
7 ical tides in increasing the rpTDE rate, and Yang Huang for
8 discussing the prospect of searching for low-mass HVSs with
9 Jiaotong University Spectroscopic Telescope (JUST).

Table 1. Properties of rpTDE candidates that have been reported in the literature.

Source	Orbital period T_{obt} [yr]	SMBH mass $\log_{10}(M_{\bullet}/M_{\odot})$	Reference
ASASSN-14ko	0.3	$7.86^{+0.31}_{-0.41}$	Payne et al. (2021)
eRASSt J045650.3-203750	0.61	7.0 ± 0.4	Liu et al. (2023)
AT 2023adr	1.15	$6.95 \pm 0.23/6.56 \pm 0.33$	Angus et al. (2026)
AT 2023uqm	1.2	7.18 ± 0.55	Wang et al. (2025)
AT 2022dbl	2.0	6.4 ± 0.33	Lin et al. (2024)
AT 2020vdq	2.7	5.59 ± 0.37	Somalwar et al. (2025)
AT 2021aeuk	3	$6.9 \pm ?$	Sun et al. (2025)
AT 2018fyk	3.3	7.7 ± 0.4	Wevers et al. (2023)
AT 2019aalc	3.8	$7.1 \pm ?$	Veres et al. (2024); Śniegowska et al. (2025)
AT 2022sxl	7.2	$7.75 \pm ?$	Ji et al. (2025)
IRAS F01004-2237	10.3	$7.4 \pm ?$	Sun et al. (2024)
AT 2019azh	13.2	6.36 ± 0.43	Yao et al. (2026); Wevers (2020)
AT 2024pvu	17.1	7.9 ± 0.4	Yao et al. (2026)

NOTE—Question marks in the third column indicate a lack of properly quantified mass measurement uncertainties. In Figs. 4 and 9, a fiducial uncertainty ± 0.6 dex is used for these events.

In this Appendix, we summarize in Table. 1 the rpTDE candidates and in Table. 2 the confirmed and candidate HVSSs in the Milky way reported in the literature.

Table 2. Confirmed and candidate hypervelocity stars (HVSs) likely ejected from the Galactic Center (GC).

Designation	Spectral Type	Galactocentric Velocity V_{GC} (km s^{-1})	Reference
SDSS HVSs	B-type	400 – 700	Brown et al. (2005) ; Brown et al. (2014)
US 708	O-type	~ 750	Hirsch et al. (2005)
LAMOST-HVS 1	B-type	~ 550	Zheng et al. (2014)
S5-HVS 1	A-type	~ 1700	Koposov et al. (2020)
Marchetti2022 sample	Early-type	500–700	Marchetti et al. (2022)

REFERENCES

- Alexander, T. 2017, *ARA&A*, 55, 17,
doi: [10.1146/annurev-astro-091916-055306](https://doi.org/10.1146/annurev-astro-091916-055306)
- Angus, C. R., et al. 2026. <https://arxiv.org/abs/2601.04406>
- Bahcall, J. N., & Wolf, R. A. 1976, *ApJ*, 209, 214,
doi: [10.1086/154711](https://doi.org/10.1086/154711)
- Bortolas, E., Ryu, T., Broggi, L., & Sesana, A. 2023, *Mon. Not. Roy. Astron. Soc.*, 524, 3026, doi: [10.1093/mnras/stad2024](https://doi.org/10.1093/mnras/stad2024)
- Broggi, L., Stone, N. C., Ryu, T., et al. 2024,
doi: [10.33232/001c.120086](https://doi.org/10.33232/001c.120086)
- Brown, W. R., Geller, M. J., & Kenyon, S. J. 2014, *ApJ*, 787, 89,
doi: [10.1088/0004-637X/787/1/89](https://doi.org/10.1088/0004-637X/787/1/89)
- Brown, W. R., Geller, M. J., Kenyon, S. J., & Kurtz, M. J. 2005,
Astrophys. J. Lett., 622, L33, doi: [10.1086/429378](https://doi.org/10.1086/429378)
- Brown, W. R., Lattanzi, M. G., Kenyon, S. J., & Geller, M. J. 2018,
ApJ, 866, 39, doi: [10.3847/1538-4357/aadb8e](https://doi.org/10.3847/1538-4357/aadb8e)
- Chang, J. N. Y., Dai, L., Pfister, H., Chowdhury, R. K., &
Natarajan, P. 2025, *Astrophys. J. Lett.*, 980, L22,
doi: [10.3847/2041-8213/adace7](https://doi.org/10.3847/2041-8213/adace7)
- Chen, J.-H., Dai, L., Liu, S.-F., & Ou, J.-W. 2024, *Astrophys. J.*,
977, 80, doi: [10.3847/1538-4357/ad8b24](https://doi.org/10.3847/1538-4357/ad8b24)
- Chen, J.-H., & Shen, R.-F. 2021, *ApJ*, 914, 69,
doi: [10.3847/1538-4357/abf9a7](https://doi.org/10.3847/1538-4357/abf9a7)
- Cohn, H., & Kulsrud, R. M. 1978, *ApJ*, 226, 1087,
doi: [10.1086/156685](https://doi.org/10.1086/156685)
- Coughlin, E. R., & Nixon, C. J. 2022, *MNRAS*, 517, L26,
doi: [10.1093/mnras/slac106](https://doi.org/10.1093/mnras/slac106)
- Cufari, M., Coughlin, E. R., & Nixon, C. J. 2022, *Astrophys. J.*
Lett., 929, L20, doi: [10.3847/2041-8213/ac6021](https://doi.org/10.3847/2041-8213/ac6021)
- Dodici, M., Tremaine, S., & Wu, Y. 2025, *arXiv e-prints*,
arXiv:2511.02905, doi: [10.48550/arXiv.2511.02905](https://doi.org/10.48550/arXiv.2511.02905)
- Ghez, A. M., Salim, S., Hornstein, S. D., et al. 2005, *ApJ*, 620,
744, doi: [10.1086/427175](https://doi.org/10.1086/427175)
- Gillessen, S., Eisenhauer, F., Fritz, T. K., et al. 2009,
Astroph.J.Lett., 707, L114, doi: [10.1088/0004-637X/707/2/L114](https://doi.org/10.1088/0004-637X/707/2/L114)
- Gould, A., & Quillen, A. C. 2003, *ApJ*, 592, 935,
doi: [10.1086/375840](https://doi.org/10.1086/375840)
- Guillochon, J., & Ramirez-Ruiz, E. 2013, *ApJ*, 767, 25,
doi: [10.1088/0004-637X/767/1/25](https://doi.org/10.1088/0004-637X/767/1/25)
- Gültekin, K., Richstone, D. O., Gebhardt, K., et al. 2009, *ApJ*, 698,
198, doi: [10.1088/0004-637X/698/1/198](https://doi.org/10.1088/0004-637X/698/1/198)
- Hannah, C. H., Stone, N. C., Seth, A. C., & van Velzen, S. 2025,
Astrophys. J., 988, 29, doi: [10.3847/1538-4357/addd1b](https://doi.org/10.3847/1538-4357/addd1b)
- Hao-Tse Huang, H., & Lu, W. 2025, *arXiv e-prints*,
arXiv:2511.11965, doi: [10.48550/arXiv.2511.11965](https://doi.org/10.48550/arXiv.2511.11965)
- Hills, J. G. 1975, *Nature*, 254, 295, doi: [10.1038/254295a0](https://doi.org/10.1038/254295a0)
—, 1988, *Nature*, 331, 687, doi: [10.1038/331687a0](https://doi.org/10.1038/331687a0)
- Hirsch, H. A., Heber, U., O'Toole, S. J., & Bresolin, F. 2005,
Astronomy&Astrophysics, 444, L61,
doi: [10.1051/0004-6361:200500212](https://doi.org/10.1051/0004-6361:200500212)
- Hopman, C., & Alexander, T. 2005, *Astrophys. J.*, 629, 362,
doi: [10.1086/431475](https://doi.org/10.1086/431475)
- Ivanov, P. B., & Papaloizou, J. C. B. 2004, *MNRAS*, 347, 437,
doi: [10.1111/j.1365-2966.2004.07238.x](https://doi.org/10.1111/j.1365-2966.2004.07238.x)
- Ivanov, P. B., & Papaloizou, J. C. B. 2007, *Astron. Astrophys.*,
476, 121, doi: [10.1051/0004-6361:20077105](https://doi.org/10.1051/0004-6361:20077105)
- Ji, S., Wang, Z., Zhu, L., Geier, S., & Gupta, A. C. 2025,
Astrophys. J., 991, 20, doi: [10.3847/1538-4357/adfb73](https://doi.org/10.3847/1538-4357/adfb73)
- Jiang, N., Wang, T., Dou, L., et al. 2021, *Astroph.J.S.*, 252, 32,
doi: [10.3847/1538-4365/abd1dc](https://doi.org/10.3847/1538-4365/abd1dc)
- Koposov, S. E., Boubert, D., Li, T. S., et al. 2020, *MNRAS*, 491,
2465, doi: [10.1093/mnras/stz3081](https://doi.org/10.1093/mnras/stz3081)
- Krolik, J., Piran, T., & Ryu, T. 2020, *ApJ*, 904, 68,
doi: [10.3847/1538-4357/abc0f6](https://doi.org/10.3847/1538-4357/abc0f6)
- Lai, D. 1997, *Astrophys. J.*, 490, 847, doi: [10.1086/304899](https://doi.org/10.1086/304899)
- Lau, S. Y., & Yu, H. 2025, *Phys. Rev. D*, 112, 103024,
doi: [10.1103/6ltv-j43r](https://doi.org/10.1103/6ltv-j43r)
- Lin, Z., et al. 2024, *Astrophys. J. Lett.*, 971, L26,
doi: [10.3847/2041-8213/ad638e](https://doi.org/10.3847/2041-8213/ad638e)
- Linial, I., & Sari, R. 2023, *Astrophys. J.*, 945, 86,
doi: [10.3847/1538-4357/acbd3d](https://doi.org/10.3847/1538-4357/acbd3d)
- Liu, Z., et al. 2023, *Astron. Astrophys.*, 669, A75,
doi: [10.1051/0004-6361/202244805](https://doi.org/10.1051/0004-6361/202244805)
- Malyali, A., et al. 2023, *Mon. Not. Roy. Astron. Soc.*, 520, 3549,
doi: [10.1093/mnras/stad022](https://doi.org/10.1093/mnras/stad022)
- Marchetti, T., Evans, F. A., & Rossi, E. M. 2022, *MNRAS*, 515,
767, doi: [10.1093/mnras/stac1777](https://doi.org/10.1093/mnras/stac1777)
- Mardling, R. A. 1995, *ApJ*, 450, 722, doi: [10.1086/176178](https://doi.org/10.1086/176178)
- Masterson, M., De, K., Panagiotou, C., et al. 2024, *ApJ*, 961, 211,
doi: [10.3847/1538-4357/ad18bb](https://doi.org/10.3847/1538-4357/ad18bb)
- Nixon, C., Coughlin, E. R., & Miles, P. R. 2021, *Astrophys. J.*,
922, 168, doi: [10.3847/1538-4357/ac1bb8](https://doi.org/10.3847/1538-4357/ac1bb8)
- Payne, A. V., et al. 2021, *Astrophys. J.*, 910, 125,
doi: [10.3847/1538-4357/abe38d](https://doi.org/10.3847/1538-4357/abe38d)
- Peißker, F., Eckart, A., Zajaček, M., Ali, B., & Parsa, M. 2020,
ApJ, 899, 50, doi: [10.3847/1538-4357/ab9c1c](https://doi.org/10.3847/1538-4357/ab9c1c)
- Peißker, F., Eckart, A., Zajaček, M., & Britzen, S. 2022, *ApJ*, 933,
49, doi: [10.3847/1538-4357/ac752f](https://doi.org/10.3847/1538-4357/ac752f)
- Rees, M. J. 1988, *Nature*, 333, 523, doi: [10.1038/333523a0](https://doi.org/10.1038/333523a0)
- Sari, R., & Fragione, G. 2019, doi: [10.3847/1538-4357/ab43df](https://doi.org/10.3847/1538-4357/ab43df)
- Sari, R., Kobayashi, S., & Rossi, E. M. 2010, *ApJ*, 708, 605,
doi: [10.1088/0004-637X/708/1/605](https://doi.org/10.1088/0004-637X/708/1/605)
- Śniegowska, M., et al. 2025, *Astrophys. J.*, 989, 173,
doi: [10.3847/1538-4357/aded13](https://doi.org/10.3847/1538-4357/aded13)
- Somalwar, J. J., et al. 2025, *Astrophys. J.*, 985, 175,
doi: [10.3847/1538-4357/adcc19](https://doi.org/10.3847/1538-4357/adcc19)
- Spitzer, L. 1987, *Dynamical evolution of globular clusters*
- Stone, N. C., & Metzger, B. D. 2016, *Mon. Not. Roy. Astron. Soc.*,
455, 859, doi: [10.1093/mnras/stv2281](https://doi.org/10.1093/mnras/stv2281)

- Stone, N. C., Vasiliev, E., Kesden, M., et al. 2020, doi: [10.1007/s11214-020-00651-4](https://doi.org/10.1007/s11214-020-00651-4)
- Sun, J., et al. 2025, *Astrophys. J.*, 982, 150, doi: [10.3847/1538-4357/adb724](https://doi.org/10.3847/1538-4357/adb724)
- Sun, L., Jiang, N., Dou, L., et al. 2024, *Astronomy&Astrophysics*, 692, A262, doi: [10.1051/0004-6361/202452380](https://doi.org/10.1051/0004-6361/202452380)
- Tremaine, S., Gebhardt, K., Bender, R., et al. 2002, *ApJ*, 574, 740, doi: [10.1086/341002](https://doi.org/10.1086/341002)
- Vasiliev, E., & Merritt, D. 2013, *ApJ*, 774, 87, doi: [10.1088/0004-637X/774/1/87](https://doi.org/10.1088/0004-637X/774/1/87)
- Verberne, S., Rossi, E. M., Koposov, S. E., et al. 2024, *Mon. Not. Roy. Astron. Soc.*, 533, 2747, doi: [10.1093/mnras/stae1888](https://doi.org/10.1093/mnras/stae1888)
- Veres, P. M., et al. 2024. <https://arxiv.org/abs/2408.17419>
- Vick, M., & Lai, D. 2018, *MNRAS*, 476, 482, doi: [10.1093/mnras/sty225](https://doi.org/10.1093/mnras/sty225)
- Vick, M., Lai, D., & Anderson, K. R. 2019, *MNRAS*, 484, 5645, doi: [10.1093/mnras/stz354](https://doi.org/10.1093/mnras/stz354)
- Wang, J., & Merritt, D. 2004, *ApJ*, 600, 149, doi: [10.1086/379767](https://doi.org/10.1086/379767)
- Wang, Y., et al. 2025. <https://arxiv.org/abs/2510.26561>
- Wevers, T. 2020, *Mon. Not. Roy. Astron. Soc.*, 497, L1, doi: [10.1093/mnras/slao097](https://doi.org/10.1093/mnras/slao097)
- Wevers, T., et al. 2023, *Astrophys. J. Lett.*, 942, L33, doi: [10.3847/2041-8213/ac9f36](https://doi.org/10.3847/2041-8213/ac9f36)
- Winter-Granic, M., Petrovich, C., Peña-Donaire, V., & Hamilton, C. 2024, *Astrophys. J.*, 973, 53, doi: [10.3847/1538-4357/ad61e1](https://doi.org/10.3847/1538-4357/ad61e1)
- Wu, Y. 2018, *AJ*, 155, 118, doi: [10.3847/1538-3881/aaa970](https://doi.org/10.3847/1538-3881/aaa970)
- Yao, Y., Sun, L., Wu, T., et al. 2026. <https://arxiv.org/abs/2601.12691>
- Yao, Y., et al. 2023, *Astrophys. J. Lett.*, 955, L6, doi: [10.3847/2041-8213/acf216](https://doi.org/10.3847/2041-8213/acf216)
- Yu, F., & Lai, D. 2024, *ApJ*, 977, 268, doi: [10.3847/1538-4357/ad93a6](https://doi.org/10.3847/1538-4357/ad93a6)
- Yu, H., Weinberg, N. N., & Arras, P. 2021, *ApJ*, 917, 31, doi: [10.3847/1538-4357/ac0a79](https://doi.org/10.3847/1538-4357/ac0a79)
- , 2022, *ApJ*, 928, 140, doi: [10.3847/1538-4357/ac5627](https://doi.org/10.3847/1538-4357/ac5627)
- Yu, Q., & Tremaine, S. 2003, *ApJ*, 599, 1129, doi: [10.1086/379546](https://doi.org/10.1086/379546)
- Zheng, Z., Carlin, J. L., Beers, T. C., et al. 2014, *Astroph.J.Lett.*, 785, L23, doi: [10.1088/2041-8205/785/2/L23](https://doi.org/10.1088/2041-8205/785/2/L23)
- Zhong, S., Li, S., Berczik, P., & Spurzem, R. 2022, *ApJ*, 933, 96, doi: [10.3847/1538-4357/ac71ad](https://doi.org/10.3847/1538-4357/ac71ad)