

CoDCL: Counterfactual Data Augmentation Contrastive Learning for Continuous-Time Dynamic Network Link Prediction

Hantong Feng^{1,4}, Yonggang Wu^{2,4}, Duxin Chen^{2,4,*}, Wenwu Yu^{2,3,4,*}

¹School of Cyber Science and Engineering, Southeast University, ²School of Mathematics, Southeast University,

³Frontiers Science Center for Mobile Information Communication and Security, ⁴Jiangsu Key Laboratory of Net-worked Collective Intelligence
htfeng@seu.edu.cn, wuyg@seu.edu.cn, chendx@seu.edu.cn, wwyyu@seu.edu.cn

Abstract

The rapid growth and continuous structural evolution of dynamic networks make effective predictions increasingly challenging. To enable prediction models to adapt to complex temporal environments, they need to be robust to emerging structural changes. We propose a dynamic network learning framework CoDCL, which combines counterfactual data augmentation with contrastive learning to address this deficiency. Furthermore, we devise a comprehensive strategy to generate high-quality counterfactual data, combining a dynamic treatments design with efficient structural neighborhood exploration to quantify the temporal changes in interaction patterns. Crucially, the entire CoDCL is designed as a plug-and-play universal module that can be seamlessly integrated into various existing temporal graph models without requiring architectural modifications. Extensive experiments on multiple real-world datasets demonstrate that CoDCL significantly gains state-of-the-art baseline models in the field of dynamic networks, confirming the critical role of integrating counterfactual data augmentation into dynamic representation learning.

1 Introduction

Continuous-time dynamic network link prediction has become a fundamental challenge in temporal graph learning [Kazemi *et al.*, 2020]. Its applications are wide-ranging, encompassing numerous fields from social network analysis [Alvarez-Rodriguez *et al.*, 2021] and financial transaction systems [Dong *et al.*, 2024] to recommender systems [Zhang and Chen, 2020; Zhu *et al.*, 2021]. Unlike static networks, temporal networks present unique challenges: relationships evolve continuously over time, interaction timing carries critical information, and historical patterns significantly influence future link formation [Luo and Li, 2022]. With the deepening of understanding of time series network, research in continuous-time dynamic network link prediction has emerged to specifically mine the rich spatiotemporal information embedded in dynamic graph structures for future link prediction. However, designing prediction algo-

rithms that can adapt to complex and variable scenarios remains an open and challenging research problem. This is especially true in network problems, because newly emerging nodes and edges may be completely unrelated to the training data and may lack possible simulations of their evolutionary states [Guidotti, 2024; Melistas *et al.*, 2024].

Most current dynamic network link prediction methods employ black-box approaches. In this case, the most efficient way to achieve accurate prediction of temporal links is through an inductive generalization representation. These representations can be learned directly from known or learned abstract concepts, primarily through complex algorithms to learn local structures, or by evolving network dynamics through historical temporal information [Aamand *et al.*, 2022; Zhang *et al.*, 2023; Wang *et al.*, 2025]. We extend previous work by attempting to derive induction from causal knowledge present in the context. Researchers have already attempted to explore the true causality of networks in similar static network domains. However, dynamic networks, due to their temporal and dynamic nature, inevitably face more challenges, mainly in two aspects [Zhao *et al.*, 2022]. First, factual explanations cannot explore how input variations lead to different prediction results; they can only identify statistical correlations but cannot distinguish between true causal relationships and spurious correlations. Users find it difficult to understand which factors truly play a decisive role and which are merely coincidental co-occurrence patterns, thus hindering performance enhancements for link prediction [Kenny and Keane, 2021; Tan *et al.*, 2022; Xie *et al.*, 2023].

Secondly, due to the constantly changing patterns between the test environment and the training environment in dynamic network scenarios, previously significant historical events may lose their predictive value at a slightly later stage. Importantly, how to establish a dynamic temporal causal relationship of "temporal evolution pattern - future link" to enhance link prediction is also a pressing problem we need to solve.

Our key insight is that prediction algorithms can improve the model's generalization ability to temporal changes by accurately capturing local causality. Consider a dynamic social network where *Tom* and *Jerry* frequently interact and share neighbors. Traditional methods can learn the strong association between temporal co-occurrence patterns and friendship formation, but may fail to capture the true underlying causes, as shown in Fig.1. To address this, we construct coun-

terfactual samples: while maintaining the basic local structure, we perturb the temporal distribution of their interactions and compare it with the original samples to learn constraints, making the model more robust to new temporal changes.

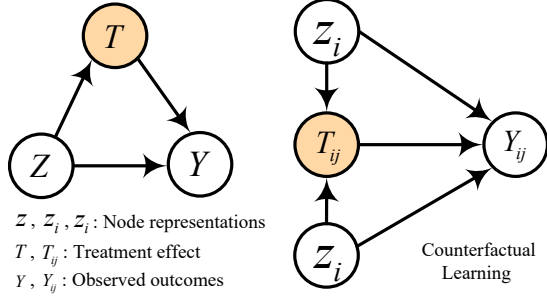


Figure 1: A simple toy example of counterfactual-enhanced link prediction. Causal modeling: Given Z and observed outcomes, find treatment effect of T on Y (Left); Counterfactual model: leverage the estimated treatment effect ($A_{i,j}|T_{i,j}$) to improve the learning of z_i and z_j (Right).

To bridge this gap, We introduce Counterfactual data augmentation Dynamic network Contrastive Learning (CoDCL), a novel framework that generates counterfactual links and learns from both factual and counterfactual temporal patterns. Specifically, for each observed node pair, we identify the most similar pair sets in feature space through neighbor breadth search, create counterfactual links based on dynamic interaction metrics, and learn representations from observed and counterfactual temporal patterns through contrastive learning. This encourages the model to learn representations that capture essential link formation factors beyond superficial temporal associations. Our contributions are as follows:

- Our proposed algorithm CoDCL innovatively performs data augmentation in local dynamic networks based on counterfactual causality and enhances the temporal network representation from observed and counterfactual temporal patterns through contrastive learning.
- CoDCL overcomes the complex variations of temporal networks by combining dynamic treatment variables with efficient temporal nearest neighbor search, designing a novel counterfactual pair identification strategy to enhance model interpretability.
- We validate CoDCL as a universal, plug-and-play enhancement module that can be seamlessly integrated into existing temporal architectures without modification. Extensive experiments on multiple real-world datasets demonstrate that CoDCL significantly gains state-of-the-art baselines and demonstrates strong generalizability across existing dynamic link prediction methods.

2 Related Work

Dynamic Graph Learning: Continuous-time dynamic graph representation learning has become a crucial research area and has been widely applied in many different fields. These methods can extract complex dynamic behavioral patterns while maintaining temporal granularity, as detailed in

references [Ma *et al.*, 2020; Wang *et al.*, 2021b]. Various architectural innovations including memory-augmented networks [Ma *et al.*, 2020; Wang *et al.*, 2021b; Luo and Li, 2022], temporal random walk networks [Wang *et al.*, 2021c; Jin *et al.*, 2022] and sequential learning networks [Wang *et al.*, 2021a; Cong *et al.*, 2023] have advanced the modeling of temporal interactions. Nevertheless, existing methodologies predominantly emphasize correlation-based learning models while neglecting fundamental causal relationships.

Counterfactual Data Augmentation: Counterfactual data augmentation is based on causal reasoning aims to guide models to focus on causally relevant factors, thereby achieving stronger generalization ability [Rubin, 2005; Slack *et al.*, 2021; Ma *et al.*, 2022]. Existing research have introduced the counterfactual into graph data scenario, for example, GAN-ITE uses counterfactual representation, and CFR enhances the recommendation effect through graph-level counterfactual augmentation. However, most of methods are limited to static graphs [Xiao *et al.*, 2024; Huang *et al.*, 2025]. In contrast, for the complex and constantly changing temporal environment of dynamic graphs, related exploration is still in its infancy [Prenkaj *et al.*, 2024; Qu *et al.*, 2025], and existing works mostly focus on the interpretability of counterfactual reasoning. How to further apply counterfactual reasoning to the effective enhancement of temporal link prediction and representation learning still requires systematic research.

3 Preliminary

Dynamic Link Prediction: Consider a continuous-time dynamic network $G = (\mathcal{V}, \mathcal{E}, \mathcal{T})$, where \mathcal{V} represents the set of nodes, \mathcal{E} denotes the set of edges, and \mathcal{T} is the set of interaction times. Each edge $(u, v, t) \in \mathcal{E}$ represents the interaction relationship between nodes u and v at time t . We can obtain the node features $\mathbf{x}_u(t) \in \mathbb{R}^d$ at time t , where d represents the feature dimension of the node attribute; and the edge features $\mathbf{e}_{uv}(t) \in \mathbb{R}^{d_e}$, where d_e represents the feature dimension of the edge attribute.

Historical interactions prior to a given deadline t are denoted as $\mathcal{H}_t = \{(u, v, \tau) : \tau \leq t, (u, v, \tau) \in \mathcal{E}\}$. The temporal link prediction task aims to predict the probability that nodes u and v will form a link at a future time $t + \Delta t$:

$$P(y_{uv}(t + \Delta t) = 1 | \mathcal{H}_t), \quad (1)$$

where $y_{uv}(t + \Delta t) \in \{0, 1\}$ denotes the binary link indicator and Δt represents the prediction time horizon.

Counterfactual data-enhanced Examples: The counterfactual question is formulated as follows: For a given node pair (u, v) with observed treatment $T_{uv}(t) = \tau$ and outcome $Y_{uv}(t) = y$, where τ denotes the observed treatment value and y represents the observed outcome. Context $\mathbf{C}_{uv}(t)$ represents the learned representations of nodes u and v , capturing their intrinsic attributes and historical interaction patterns. Treatment $T_{uv}(t)$ denotes a binary indicator representing the dynamic interaction pattern of nodes u and v at time t , defined through temporal structural properties. We ask: "What would the outcome $Y_{uv}(t)$ be if the treatment were $T_{uv}(t) = 1 - \tau$ while keeping the context $\mathbf{C}_{uv}(t)$ unchanged?" This modeling encourages the model to learn causal relationships that

are invariant to superficial temporal associations, leading to more robust and generalizable link prediction.

4 Proposed Method

We propose a CoDCL framework that operates in two integrated stages: Counterfactual link Completion and Counterfactual Contrastive Learning, which jointly trains on factual and counterfactual examples to enhance temporal link prediction. Fig.2 illustrates the overall architecture of our approach. More detailed algorithmic details and pseudocode can be found in Appendix 2 of the supplementary material.

4.1 Counterfactual Treatment Variables

Dynamic Interaction Indicator

In dynamic graph learning, we seek to improve the learning of node representations $\mathbf{z}_u(t)$ and $\mathbf{z}_v(t)$ by estimating the effect of treatment $T_{uv}(t)$ on outcome $y_{uv}(t + \Delta t)$ based on the counterfactual question "Would the outcome be different if the treatment were different?". And $\mathbf{z}_i(t)$ denotes the representation of node i at time t and $y_{uv}(t + \Delta t)$ represents the adjacency between nodes u and v at time $t + \Delta t$.

Our counterfactual data augmentation is grounded in defining meaningful treatment variables that capture temporal structural patterns. To this end, we propose a dynamic interaction indicator $T_{uv}(t)$ based on temporal common-neighbor analysis. To accommodate complex temporal variations, this measure quantifies the structural proximity between a node pair by measuring their shared neighborhood within a specified time window.

Given a query time t and time window parameter Δ , we first define the time-constrained neighborhood for each node:

$$\mathcal{N}_u^\Delta(t) = \begin{cases} \{w | \exists \tau \leq t, (u, w, \tau) \in \mathcal{E}\} & \text{if } \Delta = 0 \\ \{w | \exists \tau \in [t - \Delta, t], (u, w, \tau) \in \mathcal{E}\} & \text{if } \Delta > 0, \end{cases} \quad (2)$$

where we consider all historical interactions up to time t when $\Delta = 0$. And when $\Delta > 0$, we focus on a sliding window $[t - \Delta, t]$ to capture recent interaction patterns.

Subsequently, the interaction number $N(u, v, t)$ is used to measure the number of nodes that are common neighbors between nodes u and v within a specified time window:

$$N(u, v, t) = |\mathcal{N}_u^\Delta(t) \cap \mathcal{N}_v^\Delta(t)|. \quad (3)$$

This continuous-valued indicator reflects the degree of structural overlap between node pairs, thus providing a fine-grained measure of the similarity of their interactions.

To implement binary classification for counterfactual analysis, we set a global threshold based on interaction frequency patterns. For each node pair, we calculate the interaction intensity $\phi(u, v)$, which incorporates their historical interactions:

$$\phi(u, v) = \begin{cases} \sum_{(u, v, \tau) \in \mathcal{H}} w_\tau & \text{cumulative} \\ \sum_{(u, v, \tau) \in \mathcal{H}} w_\tau \cdot e^{-\lambda(t_{\max} - \tau)} & \text{exponential decay,} \end{cases} \quad (4)$$

where w_τ denotes the weight associated with timestamp τ , λ represents the decay parameter, and t_{\max} denotes the maximum timestamp in the dataset. The cumulative variant treats

all interactions equally, while the exponential decay variant focuses more on recent interactions.

The global treatment threshold is then determined using percentile-based statistics methods:

$$\theta = \text{Percentile}(\{\phi(u, v) | \forall (u, v) \in \mathcal{E}\}, p), \quad (5)$$

where p represents the percentile parameter. This global threshold adapts to the specific characteristics of different datasets, ensuring that the distinction captures meaningful interaction patterns rather than random variations.

Binary Treatment

Obtaining the binary treatment requires comparing the interaction intensity with a global threshold:

$$T_{uv}(t) = \mathbb{I}[N(u, v, t) \geq \theta], \quad (6)$$

where $\mathbb{I}[\cdot]$ denotes the indicator function. This binary treatment distinguishes node pairs with high interaction frequency from those with low interaction frequency, thus realizing the counterfactual operation set in the algorithm.

The synergy between the continuous interaction indicator $T_{uv}(t)$ and the binary treatment classification provides a comprehensive framework for counterfactual data augmentation. The continuous indicator captures fine-grained structural relationships, while the binary classification, by comparing node pairs with different treatments but similar structural features, plays a crucial role in enhancing counterfactual data in dynamic networks.

4.2 Counterfactual Link Completion Strategy

Nearest neighbor breadth search

To effectively identify counterfactual pairs within local neighborhood structures, we employ a nearest-neighbor breadth search strategy, which systematically explores the k -hop neighborhood of the target node. For each factual node pair (u, v) with $T_{uv}(t)$, we begin the search from their direct neighbors and progressively expand the search radius.

This search process is performed in iterative layers. First, we examine the 1-hop neighborhoods $\mathcal{N}_u^1(t)$ and $\mathcal{N}_v^1(t)$ to construct candidate pairs. Within each k -hop layer, we generate candidate pairs to achieve maximum coverage (u', v') , where $u' \in \mathcal{N}_u^k(t)$ and $v' \in \mathcal{N}_v^k(t)$. We use binary classification $T_{u'v'}(t) \neq T_{uv}(t)$ and similarity constraints to evaluate the treatment opposition for each candidate pair.

This breadth-first expansion ensures that we prioritize structurally proximate candidates before exploring distant nodes, thus maintaining computational efficiency while guaranteeing the semantic relevance of the identified counterfactual pairs. The search terminates either when a valid counterfactual pair satisfying all constraints is found, or when the maximum hop count limit k_{\max} is reached.

Counterfactual Pair Selection

To find suitable counterfactual pairs, we need a representations that can capture both the intrinsic properties of nodes and their structural roles. For each node u at time t , we perform the following calculation:

$$h_u(t) = f_s(\mathbf{x}_u(t)) + \frac{1}{|\mathcal{N}_u(t)|} \sum_{w \in \mathcal{N}_u(t)} f_n(\mathbf{x}_w(t)), \quad (7)$$

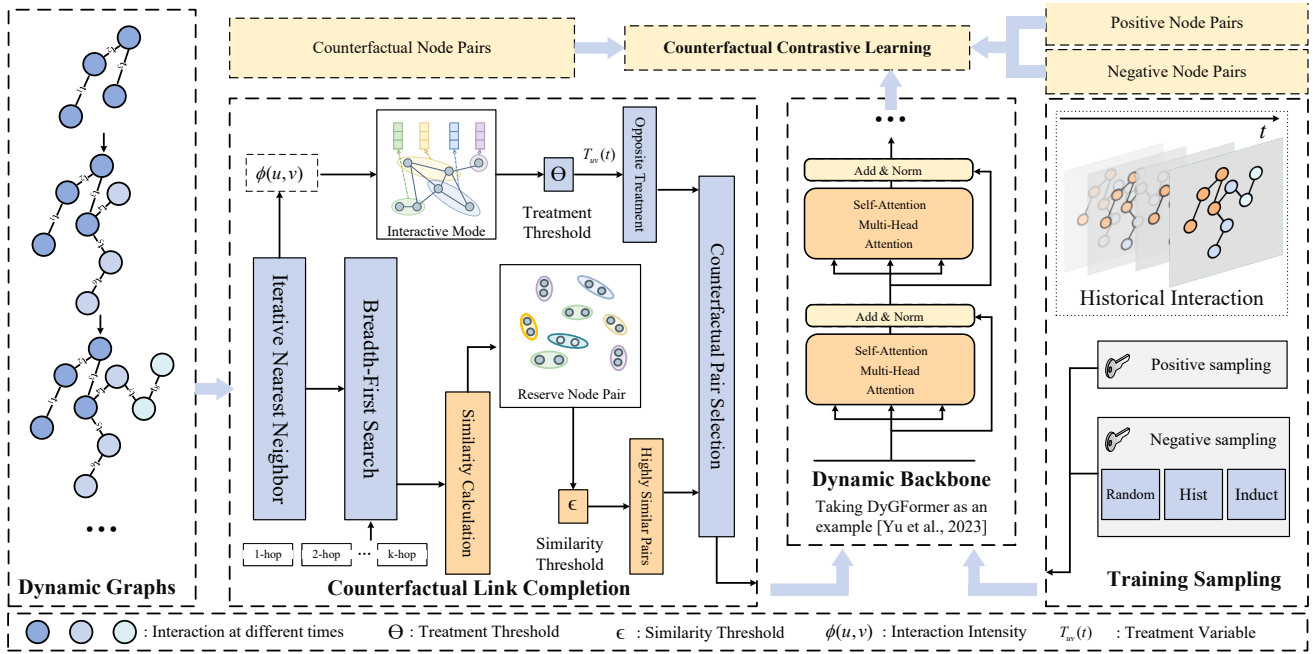


Figure 2: The framework of the proposed counterfactual data augmentation dynamic network contrastive learning.

where f_s and f_n denote transformation functions, and $\mathcal{N}_u(t)$ represents the temporal neighbors of node u before time t . This modeling approach combines the features of a single node with the influence of its neighborhood, ensuring that similarity matching considers both intrinsic attributes and structural context, while maintaining computational efficiency.

For each (u, v) with interaction indicator $T_{uv}(t)$, we identify its counterfactual pair (\hat{u}, \hat{v}) through the optimization:

$$(\hat{u}, \hat{v}) = \arg \max_{(u', v') \in \mathcal{C}_k(t)} \frac{1}{2} [\cos(h_u(t), h_{u'}(t)) + \cos(h_v(t), h_{v'}(t))], \quad (8)$$

where opposite treatment $T_{u'v'}(t) \neq T_{uv}(t)$ and k -hop structural proximity $(u', v') \in \mathcal{N}_u^k(t) \times \mathcal{N}_v^k(t)$ for some $k \leq k_{\max}$; and candidate validity $(u', v') \in \mathcal{C}_k(t)$, $\mathcal{C}_k(t)$ represents the set of candidate node pairs within k -hop neighborhoods with opposite treatment classification at time t . The cosine similarity function $\cos(\cdot, \cdot)$ ensures counterfactual pairs are close in the representation space, making them effective substitutes for causal reasoning.

4.3 Counterfactual Contrastive Learning

Model Architecture

Our counterfactual contrastive learning module includes a dynamic backbone and the final output. The dynamic backbone is universal and plug-and-play, seamlessly integrating into existing temporal architectures such as TGAT, GraphMixer, and DyGFormer without modification. The backbone outputs the node embedding $h_u(t)$ of each node u at time t , which is then used for the final mapping, transforming edge representations into link probabilities. This is implemented as a multilayer perceptron with residual connections and batch normalization to ensure the stability of the training dynamics.

For each training batch $\mathcal{B} = \{(u_i, v_i, t_i, \hat{u}_i, \hat{v}_i)\}_{i=1}^{|\mathcal{B}|}$, where $|\mathcal{B}|$ denotes the batch size, we compute three types of edge representations through our multi-level embedding computation. The positive edge representation for truly existing links:

$$z_i^{\text{pos}} = h_{u_i}(t_i) \cdot h_{v_i}(t_i). \quad (9)$$

$$z_i^{\text{cf}} = h_{\hat{u}_i}(t_i) \cdot h_{\hat{v}_i}(t_i). \quad (10)$$

$$z_i^{\text{neg}} = h_{u'_i}(t_i) \cdot h_{v'_i}(t_i), \quad (11)$$

where (u'_i, v'_i) represents negative samples drawn using standard sampling strategies, and (\hat{u}_i, \hat{v}_i) denotes the counterfactual pair identified through our selection procedure.

Loss Function

Our training objective combines factual and counterfactual prediction through a contrastive learning framework. The factual link prediction loss ensures basic predictive capability:

$$\mathcal{L}_f = \sum_{i=1}^{|\mathcal{B}|} [y_i \log \sigma(s_i^{\text{pos}}) + (1 - y_i) \log(1 - \sigma(s_i^{\text{neg}}))], \quad (12)$$

where s_i^{pos} , s_i^{neg} denote prediction scores of z_i^{pos} and z_i^{neg} , $y_i \in \{0, 1\}$ denotes the ground truth label. The counterfactual contrastive loss employs an InfoNCE-based framework:

$$\mathcal{L}_c = \sum_{i=1}^{|\mathcal{B}|} \log \frac{\exp(\cos(\psi, z_i^{\text{cf}})/\tau)}{\exp(\cos(z_i^{\text{pos}}, z_i^{\text{cf}})/\tau) + \exp(\cos(z_i^{\text{pos}}, z_i^{\text{neg}})/\tau)}, \quad (13)$$

where ψ is determined by the actual state of the counterfactual pair. If the actual state exists, ψ is z_i^{pos} , otherwise it is z_i^{neg} , and the direction of comparison is determined by the actual state. $\tau > 0$ represents the temperature parameter controlling the distribution concentration, and the cosine similarity function is defined as $\cos(z_1, z_2) = \frac{z_1 \cdot z_2}{\|z_1\|_2 \cdot \|z_2\|_2}$. The joint

optimization objective balances factual prediction and counterfactual reasoning:

$$\mathcal{L}_{\text{total}} = \alpha \cdot \mathcal{L}_f + (1 - \alpha) \cdot \mathcal{L}_c, \quad (14)$$

where $\alpha \in [0, 1]$ balances factual prediction and counterfactual reasoning.

Algorithm Complexity

Counterfactual Link Completion involves computing the number of common neighbors and performs a k -hop neighborhood search to generate counterfactual pairs, with overall complexity $\mathcal{O}(|E| d_{\text{avg}}^k)$, where $|E|$ is the number of edges, d_{avg} is the average node degree, and k is the maximum search hop count. Specifically, computing T_{ij} via common-neighbor set intersection costs $\mathcal{O}(d_{\text{avg}})$ per pair, and the k -hop BFS costs $\mathcal{O}(d_{\text{avg}}^k)$, which dominates. Counterfactual contrastive training involves computing temporal embeddings for positive, negative and counterfactual samples, followed by contrastive learning. The main computational overhead of this algorithm is concentrated in the counterfactual node pair generation phase, while the training phase complexity differs little from standard dynamic backbone training.

5 Experimental Design and Evaluation

5.1 Experimental Data and Comparative Methods

This study employs eight cross-domain datasets for experimental evaluation, encompassing social network data including Wikipedia and Reddit, online education data from MOOC, user behavior data from LastFM, communication data from Enron, mobility trajectory data from UCI, and political interaction data from Can. Parl. [Poursafaei *et al.*, 2022]. Among them, LastFM and Reddit are larger in scale. More detailed of real-world datasets information can be found in Appendix 1 of the supplementary material.

Nine state-of-the-art dynamic graph learning methods are systematically compared as benchmarks, covering a variety of technical approaches. These benchmarks include JODIE [Kumar *et al.*, 2019], DyRep [Trivedi *et al.*, 2019], TGAT [Xu *et al.*, 2020], TGN [Rossi *et al.*, 2020], TCL [Wang *et al.*, 2021a], GraphMixer [Cong *et al.*, 2023], DyGFormer [Yu *et al.*, 2023], FreeDyG [Tian *et al.*, 2024], and CorDGT [Wang *et al.*, 2025], all of which represent the current state-of-the-art in the field of continuous-time dynamic link prediction.

The evaluation uses Average Precision (AP) and Area Under the Receiver Operating Characteristic Curve (AUC-ROC) metrics. All datasets chronologically divided into training, validation, and test sets with proportions of 70%, 15%, and 15% respectively. And all experiments are conducted on a machine equipped with Intel Xeon Gold 6326 CPU at 2.90GHz and NVIDIA RTX A6000.

5.2 Results Analysis on Real-World Datasets

Our approach consistently improves performance across DyGFormer, FreeDyG, and CorDGT. The improvements range from 0.09% on Reddit to 1.10% on CanParl, indicating that counterfactual reasoning captures fundamental temporal interaction patterns rather than architecture-specific phenomena.

Table 1 and Table 2 evaluates the counterfactual-enhanced framework on seven datasets using three backbone architectures. Results, reported as mean \pm standard deviation over multiple runs. Our approach consistently improves performance across DyGFormer, FreeDyG, and CorDGT. The improvements range from 0.09% on Reddit to 1.10% on CanParl, indicating that counterfactual reasoning captures fundamental temporal interaction patterns rather than architecture-specific phenomena. Table 2 reports inductive evaluation on unseen nodes. The framework remains robust across network types and delivers clear improvements in generalization. Gains vary by domain, with larger benefits on communication networks and smaller yet consistent gains on social networks, suggesting particular efficacy under complex and irregular temporal dependencies.

5.3 Ablation study

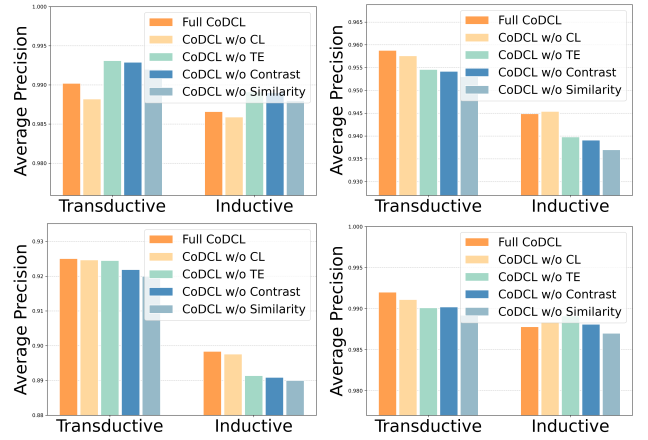


Figure 3: Ablation study results under both transductive and inductive settings by removing: counterfactual learning (w/o CL), temporal encoding (w/o TE), contrastive learning (w/o Contrast), and similarity constraints (w/o Similarity). (a) Wikipedia, (b) UCI, (c) Enron, (d) Reddit.

Fig.3 reports ablation studies on CoDCL. Results for four datasets are shown in Fig.3, and the remaining three datasets appear in Appendix 4 of the supplementary material. Variants include Full CoDCL and models removing counterfactual learning, temporal encoding, contrastive learning, or similarity constraints.

Counterfactual learning is the dominant contributor. Removing it yields the largest and consistent drops across datasets, exceeding 2% on UCI and CanParl, indicating that counterfactual reasoning is central to temporal link prediction. Temporal encoding is also critical for temporally complex datasets such as UCI, MOOC, and CanParl, while Wikipedia and Reddit are comparatively less affected, suggesting weaker reliance on fine-grained temporal order. Contrastive learning provides dataset-dependent gains, with clear benefits on Enron and CanParl. Similarity constraints offer modest but consistent improvements, supporting stability across network types.

Table 1: Performance comparison under transductive settings with AP using three backbone architectures for CoDCL evaluation.

	Method	Wikipedia	UCI	Enron	MOOC	Reddit	LastFM	CanParl
Baselines	JODIE	96.50±0.14	89.43±1.09	84.77±0.30	80.23±2.44	98.31±0.14	70.85±2.13	69.26±0.31
	DyRep	94.86±0.06	65.14±2.30	82.38±3.36	81.97±0.49	98.22±0.04	71.92±2.21	66.54±2.76
	TCL	96.47±0.16	89.57±1.63	79.70±0.71	82.38±0.24	97.53±0.02	67.27±2.16	68.67±2.67
	TGN	98.45±0.06	92.34±1.04	86.53±1.11	89.15±1.60	98.63±0.06	77.07±3.97	70.88±2.34
	CAWN	98.76±0.03	95.18±0.06	89.56±0.09	80.15±0.25	99.11±0.01	86.99±0.06	69.82±2.34
	GraphMixer	97.17±0.05	93.50±0.49	81.08±0.73	82.73±0.16	97.37±0.01	75.64±0.23	74.60±0.37
DyGFormer	Backbone	98.82±0.02	95.76±0.15	92.43±0.12	87.23±0.45	99.11±0.02	92.07±0.28	97.36±0.45
	Counterfact	99.02±0.01	95.88±0.14	92.54±0.14	87.84±0.33	99.20±0.03	93.15±0.16	98.46±0.41
FreeDyG	Backbone	99.23±0.03	96.03±0.12	92.51±0.05	88.82±0.43	99.24±0.02	90.74±0.09	74.52±0.71
	Counterfact	99.31±0.01	95.43±0.14	92.89±0.21	89.17±0.40	99.23±0.01	90.85±0.05	76.73±0.64
CorDGT	Backbone	99.05±0.01	96.03±0.02	91.76±0.50	84.35±0.44	99.18±0.01	92.23±0.10	69.87±0.62
	Counterfact	99.14±0.02	96.14±0.02	92.12±0.41	85.12±0.55	98.82±0.03	92.78±0.32	71.44±0.68

Table 2: Performance comparison under inductive settings with AP using three backbone architectures for CoDCL evaluation.

	Method	Wikipedia	UCI	Enron	MOOC	Reddit	LastFM	CanParl
Baselines	JODIE	94.82±0.20	79.86±1.48	80.72±1.39	79.63±1.92	96.50±0.13	81.61±3.82	53.92±0.94
	DyRep	92.43±0.37	57.48±1.87	74.55±3.95	81.07±0.44	96.09±0.11	83.02±1.48	54.02±0.76
	TCL	96.22±0.17	87.36±2.03	76.14±0.79	80.60±0.22	94.09±0.07	73.53±1.66	54.30±0.66
	TGN	97.83±0.04	88.12±2.05	77.94±1.02	89.04±1.17	97.50±0.07	81.45±4.29	54.10±0.93
	CAWN	98.24±0.03	92.73±0.06	86.35±0.51	81.42±0.24	98.62±0.01	89.42±0.07	55.80±0.69
	GraphMixer	96.65±0.02	91.19±0.42	75.88±0.48	81.41±0.21	95.26±0.02	82.11±0.42	55.91±0.82
DyGFormer	Backbone	98.59±0.03	94.54±0.12	89.76±0.34	86.96±0.43	98.84±0.02	94.23±0.09	87.74±0.71
	CoDCL	98.66±0.01	94.49±0.14	89.84±0.33	87.29±0.40	98.78±0.01	94.33±0.11	90.85±0.64
FreeDyG	Backbone	98.91±0.03	94.50±0.12	89.69±0.17	88.05±0.43	98.84±0.02	93.01±0.09	55.28±1.24
	CoDCL	99.04±0.03	94.78±0.43	90.17±0.48	88.36±0.18	99.18±0.02	93.82±0.29	58.17±1.01
CorDGT	Backbone	98.48±0.02	94.70±0.10	91.65±0.13	83.74±0.51	98.82±0.01	93.03±0.18	53.22±0.76
	CoDCL	98.56±0.05	94.82±0.52	91.87±0.17	84.49±0.32	98.33±0.02	93.91±0.22	55.46±0.74

5.4 Analysis with Different Treatments

To assess how treatment variable choice affects causal inference, we conduct sensitivity analyses using six alternative treatments beyond Dynamic Interaction. The goal is to test performance stability under varying causal assumptions and to examine whether Dynamic Interaction better captures causal relations in temporal networks. The alternatives encode distinct dependency views: **Common Neighbors** measures structural similarity by requiring at least two shared neighbors before the query time; **Degree Similarity** tests degree homophily via thresholded degree differences; **Temporal Proximity** captures temporal adjacency through differences in last interaction times; **Activity Synchrony** checks whether nodes are active within the same time windows; **Interaction Frequency** summarizes average interaction intensity; **K Core Temporal** adapts k -core structure to temporal settings to match hierarchical positions.

Tables 3 and 4 show that CoDCL remains effective and robust across datasets and treatments. On Wikipedia, all treatments exceed 98% performance, and Dynamic Interaction performs best under transductive evaluation. On UCI, results are lower but competitive in the 94–96% range, with

Temporal Proximity achieving the top transductive score. For both datasets, transductive performance consistently exceeds inductive performance, with a small gap on Wikipedia and a larger gap on UCI, consistent with differing complexity and the benefit of leveraging test-time structure. Temporal-aware treatment strategies demonstrate superior performance across both datasets. Dynamic Interaction, Temporal Proximity, and Activity Synchrony consistently rank among the top performers, indicating that counterfactual learning effectively exploits temporal signals for improved representations.

5.5 Hyperparameter Sensitivity study

We analyze the impact of hyperparameter p on CoDCL model performance across four representative datasets as shown in Fig.4, with additional results for three datasets presented in Appendix 5 of the supplementary material. The results show a consistent inverted U-shaped relationship across datasets. Small p yields too few counterfactual instances, whereas large p introduces substantial perturbation noise, and both reduce predictive accuracy. Wikipedia and UCI exhibit sharp optima, indicating strong gains from well-calibrated counterfactual reasoning but high sensitivity to over-perturbation.

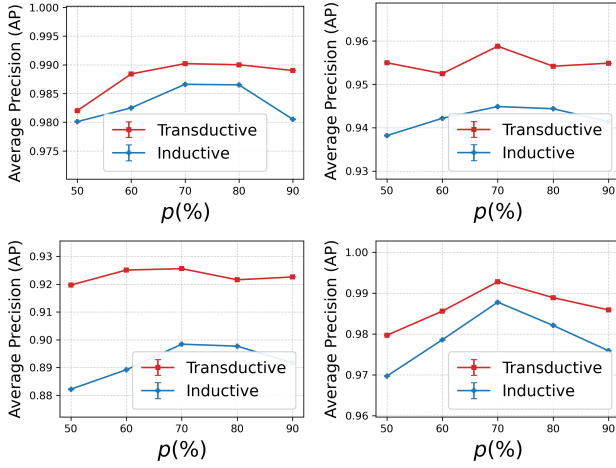


Figure 4: Results of hyper-parameters sensitivity study in dynamic link prediction experiments across different datasets. p : (a) Wikipedia, (b) UCI, (c) Enron, (d) Reddit.

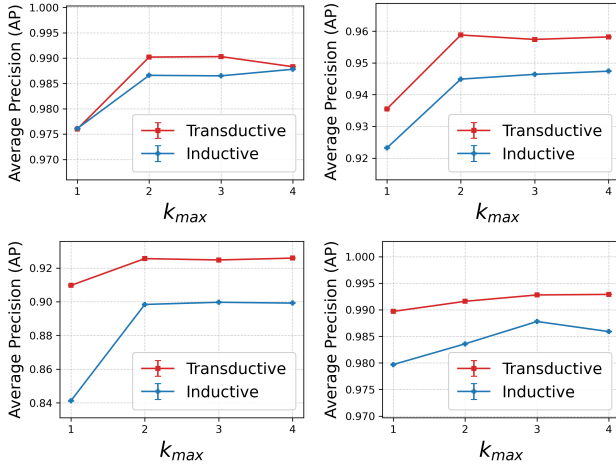


Figure 5: Results of hyper-parameters sensitivity study in dynamic link prediction experiments across different datasets. k_{max} : (a) Wikipedia, (b) UCI, (c) Enron, (d) Reddit.

Enron is largely invariant to p , plausibly due to dense communication structure. Reddit shows moderate sensitivity, with comparatively stable performance in the 60–80% range.

We examine the effect of temporal neighborhood size k_{max} on CoDCL model performance across four representative datasets as shown in Fig.5, with additional results provided in Appendix 5 of the supplementary material due to space constraints. Performance increases as k_{max} grows to 2 and then saturates, suggesting diminishing returns from incorporating temporal neighbors beyond second order in counterfactual learning. Wikipedia improves from $k_{max} = 1$ to $k_{max} = 2$ and then remains stable, indicating the efficient use of immediate temporal context. UCI shows the strongest dependence on multi-hop neighborhoods, with the substantial gains beyond single-hop structure. Enron improves gradually and saturates early, consistent with dense temporal connectivity. Reddit remains relatively flat across k_{max} , indicating

Table 3: Performance comparison of CoDCL with different treatments under both transductive and inductive settings in Wikipedia datasets.

	Method	AP	AUROC
Trans	Dynamic Interaction	99.02±0.02	98.90±0.03
	Common Neighbors	98.77±0.01	98.88±0.02
	Degree Similarity	98.83±0.01	98.89±0.01
	Temporal Proximity	99.01±0.01	98.82±0.01
	Activity Synchrony	98.85±0.01	98.51±0.02
	Interaction Frequency	98.96±0.02	98.19±0.01
	K Core Temporal	98.83±0.01	98.89±0.02
Induc	Dynamic Interaction	98.66±0.01	98.48±0.02
	Common Neighbors	98.50±0.01	98.54±0.01
	Degree Similarity	98.59±0.02	98.48±0.01
	Temporal Proximity	98.52±0.01	98.52±0.01
	Activity Synchrony	98.60±0.01	98.51±0.01
	Interaction Frequency	98.45±0.02	98.36±0.02
	K Core Temporal	98.58±0.02	98.52±0.01

Table 4: Performance comparison of CoDCL with different treatments under both transductive and inductive settings across UCI datasets.

	Method	AP	AUROC
Trans	Dynamic Interaction	95.88±0.14	94.63±0.12
	Common Neighbors	95.87±0.13	94.59±0.15
	Degree Similarity	95.66±0.21	94.27±0.18
	Temporal Proximity	96.00±0.12	94.73±0.13
	Activity Synchrony	95.98±0.15	94.76±0.11
	Interaction Frequency	95.96±0.12	94.19±0.21
	K Core Temporal	95.82±0.12	94.56±0.14
Induc	Dynamic Interaction	94.49±0.14	92.72±0.12
	Common Neighbors	94.44±0.16	92.46±0.13
	Degree Similarity	94.33±0.22	92.27±0.13
	Temporal Proximity	94.58±0.13	92.70±0.12
	Activity Synchrony	94.61±0.13	92.67±0.14
	Interaction Frequency	94.55±0.12	92.66±0.12
	K Core Temporal	94.56±0.14	92.61±0.10

the robust temporal pattern representations.

6 Conclusion

This work proposes the CoDCL framework based on counterfactual data augmentation. This framework augments local dynamic networks based on counterfactual causality and enhances temporal network representation by utilizing both observed and counterfactual temporal patterns through contrastive learning. Extensive experiments across diverse datasets demonstrate superior performance in both inductive and deductive settings while maintaining computational efficiency. The modular architecture of CoDCL enables seamless integration into existing temporal network learning frameworks, providing excellent scalability and opening new avenues for dynamic network analysis research.

References

- [Aamand *et al.*, 2022] Anders Aamand, Justin Chen, Piotr Indyk, Shyam Narayanan, Ronitt Rubinfeld, Nicholas Schiefer, Sandeep Silwal, and Tal Wagner. Exponentially improving the complexity of simulating the weisfeiler-lehman test with graph neural networks. *Advances in Neural Information Processing Systems*, 35:27333–27346, 2022.
- [Alvarez-Rodriguez *et al.*, 2021] Unai Alvarez-Rodriguez, Federico Battiston, Guilherme Ferraz de Arruda, Yamir Moreno, Matjaž Perc, and Vito Latora. Evolutionary dynamics of higher-order interactions in social networks. *Nature Human Behaviour*, 5(5):586–595, 2021.
- [Cong *et al.*, 2023] Weilin Cong, Si Zhang, Jian Kang, Baichuan Yuan, Hao Wu, Xin Zhou, Hanghang Tong, and Mehrdad Mahdavi. Do we really need complicated model architectures for temporal networks? In *International Conference on Learning Representations*, 2023.
- [Dong *et al.*, 2024] Yuxin Dong, Jianhua Yao, Jiajing Wang, Yingbin Liang, Shuhan Liao, and Minheng Xiao. Dynamic fraud detection: Integrating reinforcement learning into graph neural networks. In *2024 6th International Conference on Data-driven Optimization of Complex Systems (DOCS)*, pages 818–823. IEEE, 2024.
- [Guidotti, 2024] Riccardo Guidotti. Counterfactual explanations and how to find them: literature review and benchmarking. *Data Mining and Knowledge Discovery*, 38(5):2770–2824, 2024.
- [Huang *et al.*, 2025] Yinxuan Huang, Ke Liang, Yanyi Huang, Xiang Zeng, Kai Chen, and Bin Zhou. Social recommendation via graph-level counterfactual augmentation. *Proceedings of the AAAI Conference on Artificial Intelligence*, 39(1):334–342, Apr. 2025.
- [Jin *et al.*, 2022] Ming Jin, Yuan-Fang Li, and Shirui Pan. Neural temporal walks: Motif-aware representation learning on continuous-time dynamic graphs. In *NeurIPS*, 2022.
- [Kazemi *et al.*, 2020] Seyed Mehran Kazemi, Rishab Goel, Kshitij Jain, Ivan Kobyzev, Akshay Sethi, Peter Forsyth, and Pascal Poupart. Representation learning for dynamic graphs: A survey. *J. Mach. Learn. Res.*, 21:70:1–70:73, 2020.
- [Kenny and Keane, 2021] Eoin M Kenny and Mark T Keane. On generating plausible counterfactual and semi-factual explanations for deep learning. In *Proceedings of the AAAI Conference on Artificial Intelligence*, volume 35, pages 11575–11585, 2021.
- [Kumar *et al.*, 2019] Srikanth Kumar, Xikun Zhang, and Jure Leskovec. Predicting dynamic embedding trajectory in temporal interaction networks. In *Proceedings of the 25th ACM SIGKDD International Conference on Knowledge Discovery & Data Mining*, pages 1269–1278. ACM, 2019.
- [Luo and Li, 2022] Yuhong Luo and Pan Li. Neighborhood-aware scalable temporal network representation learning. In *The First Learning on Graphs Conference*, 2022.
- [Ma *et al.*, 2020] Yao Ma, Ziyi Guo, Zhaochun Ren, Jiliang Tang, and Dawei Yin. Streaming graph neural networks. In *Proceedings of the 43rd International ACM SIGIR conference on research and development in Information Retrieval*, pages 719–728. ACM, 2020.
- [Ma *et al.*, 2022] Jing Ma, Ruocheng Guo, Saumitra Mishra, Aidong Zhang, and Jundong Li. Clear: Generative counterfactual explanations on graphs. *Advances in neural information processing systems*, 35:25895–25907, 2022.
- [Melistas *et al.*, 2024] Thomas Melistas, Nikos Spyrou, Nefeli Gkouti, Pedro Sanchez, Athanasios Vlontzos, Yannis Panagakis, Giorgos Papanastasiou, and Sotirios A Tsafaris. Benchmarking counterfactual image generation. *Advances in Neural Information Processing Systems*, 37:133207–133230, 2024.
- [Poursafaei *et al.*, 2022] Farimah Poursafaei, Andy Huang, Kellin Pelrine, and Reihaneh Rabbany. Towards better evaluation for dynamic link prediction. In *Thirty-sixth Conference on Neural Information Processing Systems Datasets and Benchmarks Track*, 2022.
- [Prenkaj *et al.*, 2024] Bardh Prenkaj, Mario Villaizán-Vallelado, Tobias Leemann, and Gjergji Kasneci. Unifying evolution, explanation, and discernment: A generative approach for dynamic graph counterfactuals. In *Proceedings of the 30th ACM SIGKDD Conference on Knowledge Discovery and Data Mining*, pages 2420–2431, 2024.
- [Qu *et al.*, 2025] Zhan Qu, Daniel Gomm, and Michael Färber. Cody: Counterfactual explainers for dynamic graphs. In *Forty-second International Conference on Machine Learning*, 2025.
- [Rossi *et al.*, 2020] Emanuele Rossi, Ben Chamberlain, Fabrizio Frasca, Davide Eynard, Federico Monti, and Michael Bronstein. Temporal graph networks for deep learning on dynamic graphs. In *ICML 2020 Workshop on Graph Representation Learning*, 2020.
- [Rubin, 2005] Donald B Rubin. Causal inference using potential outcomes: Design, modeling, decisions. *Journal of the American statistical Association*, 100(469):322–331, 2005.
- [Slack *et al.*, 2021] Dylan Slack, Anna Hilgard, Himabindu Lakkaraju, and Sameer Singh. Counterfactual explanations can be manipulated. *Advances in neural information processing systems*, 34:62–75, 2021.
- [Tan *et al.*, 2022] Juntao Tan, Shijie Geng, Zuohui Fu, Yingqiang Ge, Shuyuan Xu, Yunqi Li, and Yongfeng Zhang. Learning and evaluating graph neural network explanations based on counterfactual and factual reasoning. In *Proceedings of the ACM web conference 2022*, pages 1018–1027, 2022.

- [Tian *et al.*, 2024] Yuxing Tian, Yiyang Qi, and Fan Guo. Freedyg: Frequency enhanced continuous-time dynamic graph model for link prediction. In *The Twelfth International Conference on Learning Representations*, 2024.
- [Trivedi *et al.*, 2019] Rakshit Trivedi, Mehrdad Farajtabar, Prasenjeet Biswal, and Hongyuan Zha. Dyrep: Learning representations over dynamic graphs. In *7th International Conference on Learning Representations*. OpenReview.net, 2019.
- [Wang *et al.*, 2021a] Lu Wang, Xiaofu Chang, Shuang Li, Yunfei Chu, Hui Li, Wei Zhang, Xiaofeng He, Le Song, Jingren Zhou, and Hongxia Yang. TCL: transformer-based dynamic graph modelling via contrastive learning. *CoRR*, abs/2105.07944, 2021.
- [Wang *et al.*, 2021b] Xuhong Wang, Ding Lyu, Mengjian Li, Yang Xia, Qi Yang, Xinwen Wang, Xinguang Wang, Ping Cui, Yupu Yang, Bowen Sun, and Zhenyu Guo. APAN: asynchronous propagation attention network for real-time temporal graph embedding. In *International Conference on Management of Data*, pages 2628–2638. ACM, 2021.
- [Wang *et al.*, 2021c] Yanbang Wang, Yen-Yu Chang, Yunyu Liu, Jure Leskovec, and Pan Li. Inductive representation learning in temporal networks via causal anonymous walks. In *9th International Conference on Learning Representations*. OpenReview.net, 2021.
- [Wang *et al.*, 2025] Zhe Wang, Sheng Zhou, Jiawei Chen, Zhen Zhang, Binbin Hu, Yan Feng, Chun Chen, and Can Wang. Dynamic graph transformer with correlated spatial-temporal positional encoding. In *Proceedings of the Eighteenth ACM International Conference on Web Search and Data Mining*, pages 60–69, 2025.
- [Xiao *et al.*, 2024] Chunjing Xiao, Shikang Pang, Xovee Xu, Xuan Li, Goce Trajcevski, and Fan Zhou. Counterfactual data augmentation with denoising diffusion for graph anomaly detection. *IEEE Transactions on Computational Social Systems*, 11(6):7555–7567, 2024.
- [Xie *et al.*, 2023] Zhouhang Xie, Sameer Singh, Julian McAuley, and Bodhisattwa Prasad Majumder. Factual and informative review generation for explainable recommendation. In *Proceedings of the AAAI Conference on Artificial Intelligence*, volume 37, pages 13816–13824, 2023.
- [Xu *et al.*, 2020] Da Xu, Chuanwei Ruan, Evren Körpeoglu, Sushant Kumar, and Kannan Achan. Inductive representation learning on temporal graphs. In *8th International Conference on Learning Representations*. OpenReview.net, 2020.
- [Yu *et al.*, 2023] Le Yu, Leilei Sun, Bowen Du, and Weifeng Lv. Towards better dynamic graph learning: New architecture and unified library. *Advances in Neural Information Processing Systems*, 36:67686–67700, 2023.
- [Zhang and Chen, 2020] Muhan Zhang and Yixin Chen. Inductive matrix completion based on graph neural networks. In *ICLR*, 2020.
- [Zhang *et al.*, 2023] Guozhen Zhang, Tian Ye, Depeng Jin, and Yong Li. An attentional multi-scale co-evolving model for dynamic link prediction. In *Proceedings of the ACM Web Conference 2023*, pages 429–437, 2023.
- [Zhao *et al.*, 2022] Tong Zhao, Gang Liu, Daheng Wang, Wenhao Yu, and Meng Jiang. Learning from counterfactual links for link prediction. In *International Conference on Machine Learning*, pages 26911–26926. PMLR, 2022.
- [Zhu *et al.*, 2021] Zhaocheng Zhu, Zuobai Zhang, Louis-Pascal A. C. Xhonneux, and Jian Tang. Neural bellman-ford networks: A general graph neural network framework for link prediction. In *NeurIPS*, pages 29476–29490, 2021.