
Sylber 2.0: A Universal Syllable Embedding

Cheol Jun Cho¹ Nicholas Lee¹ Alan W Black² Gopala K. Anumanchipalli¹

Abstract

Scaling spoken language modeling requires speech tokens that are both efficient and universal. Recent work has proposed syllables as promising speech tokens at low temporal resolution, but existing models are constrained to English and fail to capture sufficient acoustic detail. To address this gap, we present Sylber 2.0, a self-supervised framework for coding speech at the syllable level that enables efficient temporal compression and high-fidelity reconstruction. Sylber 2.0 achieves a very low token frequency around 5 Hz, while retaining both linguistic and acoustic detail across multiple languages and expressive styles. Experiments show that it performs on par with previous models operating on high-frequency baselines. Furthermore, Sylber 2.0 enables efficient TTS modeling which can generate speech with competitive intelligibility and quality with SOTA models using only 72M parameters. Moreover, the universality of Sylber 2.0 provides more effective features for low resource ASR than previous speech coding frameworks. In sum, we establish an effective syllable-level abstraction for general spoken language.

1. Introduction

Modeling speech effectively requires capturing both its acoustic detail and linguistic content. Various modeling approaches have been proposed to encode such information, from acoustic spectral features to modern speech representational learning methods. Masked prediction-based speech self-supervised learning (SSL) (Hsu et al., 2021; Chen et al., 2022; Mohamed et al., 2022) has been shown to encode rich linguistic content (Pasad et al., 2021; 2023), and thus has been successful in many downstream tasks (Yang et al., 2021). However, the learned embeddings are mostly pho-

netic (Hsu et al., 2021; Cho et al., 2023; 2024a; Choi et al., 2024). Variational autoencoders (VAEs), with or without vector quantization (VQ), have provided compact representations of speech with audio reconstruction that can be used in generative modeling such as text-to-speech (TTS) (Défossez et al., 2022; Kumar et al., 2023; Ju et al., 2024; Ji et al., 2024; Zhang et al., 2023; Défossez et al., 2024; Guo et al., 2025; Liu et al., 2025; 2024; Wang et al., 2025a; Turetzky et al., 2024; Wu et al., 2025).

However, downstream models using speech tokens suffer from high token frequency. Unlike text, speech audio exists in continuous time without a clear delimiter, which has forced speech tokens to densely encode each frame. Some recent work has mitigated this with a large downsampling window. For example, Mimi (Défossez et al., 2024) codes speech at 12.5 Hz in quantized space. VibeVoice (Peng et al., 2025) and CLEAR (Wu et al., 2025) use VAEs to compress speech down to 7.5 Hz and 7.7 Hz, respectively. Yet, it is unknown whether these tokens, with their high compression rates and fixed windows, can encode linguistic content effectively beyond low-level acoustics, which is crucial in spoken language modeling and many other downstream tasks (Algayres et al., 2023; Cho et al., 2025; Baade et al., 2025; Yang et al., 2021).

Recent studies have proposed leveraging syllables to compress speech to around 5 Hz (Cho et al., 2025; Baade et al., 2025; Lee et al., 2025). These approaches are based on findings that syllabic segments naturally emerge in speech SSL without using text (Cho et al., 2024b; Komatsu & Shinozaki, 2024). By tokenizing speech using syllabic segments, (Cho et al., 2025; Baade et al., 2025) demonstrate that syllabic tokens enable more efficient spoken language modeling compared to dense tokens, with significantly reduced token length, and show that intelligible speech can be generated from those tokens. The benefits of using syllables for speech are well supported by linguistic theories and findings in cognitive neuroscience—syllables are natural behavioral and cognitive units of speech (Greenberg, 1998; Oganian & Chang, 2019; MacNeilage, 1998; Greenberg, 1998). However, previous syllabic tokens were trained only on English read speech and are not generalizable to different languages and styles, which significantly limits practical utility. Moreover, those tokens severely lack acoustic detail, such that speaker identity is outsourced or completely

¹Department of Electrical Engineering and Computer Sciences, University of California, Berkeley, CA, USA ²Carnegie Mellon University, PA, USA. Correspondence to: Cheol Jun Cho <cheoljun@berkeley.edu>.




Figure 1. Comparison of token frequency of speech and text tokenization methods. (left) Each bar indicates token frequency of Sylber 2.0 for each language from 102 languages in FLEURS-R. (right) Comparison with text BPE tokens. Each dot denotes each of 102 languages.

ignored in the generative process. While the lack of acoustic information may be desirable in higher-order semantic modeling, it is nonetheless crucial for a complete speech token.

To address these issues, we propose Sylber 2.0, a universal syllabic encoding–decoding framework that can compress any arbitrary speech into syllable embeddings with a token frequency of around 5 Hz. We extend the previous SSL framework, Sylber (Cho et al., 2025), to learn syllables from diverse languages and styles. Moreover, we made several architectural changes. We introduce a boundary detector to detect syllable boundaries that arise during training, which enables faster, parallelizable segmentation. We also introduce an auxiliary acoustic encoder that encodes acoustic details of syllabic tokens, which otherwise mostly contain linguistic content. Then, we train a lightweight vocoder (Siuzdak, 2024) to synthesize the original waveform at 24 kHz from the compressed embeddings. Our experiments show that Sylber 2.0 achieves near-perfect reconstruction, closing the gap with high-frequency tokens and surpassing the original Sylber by a wide margin.

While existing speech tokenizers aim to find a minimal set of codes (analogous to “bytes” in text processing), we position Sylber 2.0 similarly to Byte Pair Encoding (BPE) + Embedding dictionary in language models, directly projecting waveforms to embeddings with variable grouping of frames. As shown in Figure 1, Sylber 2.0 achieves the lowest token frequency for speech, ranging from 3.2 Hz to 6.4 Hz across various languages, with an average of 4.8 Hz. Compared with text BPE, Sylber 2.0 shows lower frequency in less common languages (Figure 1, right). We further validate our framework in various downstream tasks. In fact, Sylber 2.0 enables more parameter- or sample-efficient modeling of speech, which is highlighted in English TTS and low-resource ASR. Our contributions are summarized as follows:

- Our speech SSL framework, Sylber 2.0, can learn a universal syllabification of speech and detect syllables in many different languages.
- Sylber 2.0 can compress speech to 4.8 Hz on average across 102 languages, which is the lowest token frequency ever reported for multilingual speech.
- Sylber 2.0 outperforms the original Sylber in reconstruction quality and approximates the performance of previous high-frequency tokens, even in reconstructing expressive singing voice.
- We train a zero-shot multispeaker TTS model using Sylber 2.0 which achieves performance comparable to existing SOTA TTS models while using only 72M parameters.
- Our framework requires relatively minimal resources, fitting entirely on a single 24 GB memory GPU for training.

2. Related Work

Speech Tokenization Various speech tokenization methods have been proposed to represent raw waveforms (Défossez et al., 2022; Kumar et al., 2023; Ju et al., 2024; Ji et al., 2024; Zhang et al., 2023; Défossez et al., 2024; Guo et al., 2025). Earlier works primarily focused on quantizing acoustic details, while more recent approaches incorporate additional structure such as phonetic content or disentangled speaker identity (Ju et al., 2024; Zhang et al., 2023; Défossez et al., 2024), often leveraging pretrained SSL models as guidance (e.g., by distilling SSL features). Although much of this research has concentrated on reducing the coding space, the temporal dimension remains dense. Our model addresses this gap by exploiting the emergent syllabic structure in SSL representations of speech.

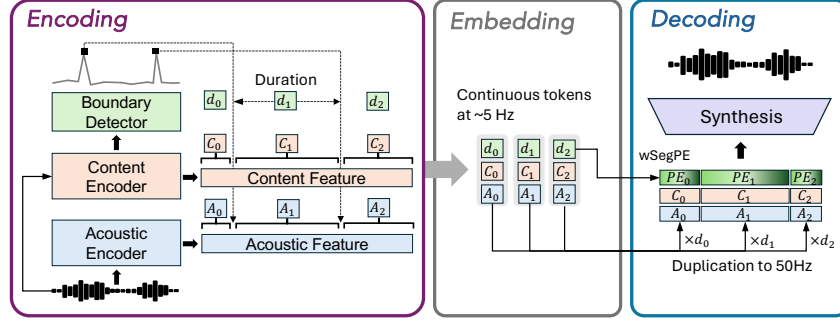


Figure 2. Encoding-decoding framework of Sylber 2.0. The model compresses speech into non-uniform (~ 5 Hz) embeddings with different components.

Since speech tokenization is mainly used in generative modeling, high-quality reconstruction is essential. However, discrete approaches often rely on many codebooks, which complicates generation process. Several recent works use continuous tokens with diffusion or flow matching to replace categorical sampling in the discrete code space (Liu et al., 2025; 2024; Wang et al., 2025a; Turetzky et al., 2024; Wu et al., 2025). This simplifies decoding compared to multi-codebook generation and provides finer control over the sampling process. Because encoding at syllable frequency would otherwise require more codebooks than high-frequency tokens when quantized, we design Sylber 2.0 to operate in a continuous embedding space. This design is particularly effective for multilingual settings, where phonetic boundaries vary substantially across languages.

Emergent Syllabic structure in speech SSL Previous studies have demonstrated that syllables can be learned from audio without text (Cho et al., 2024b; Komatsu & Shinozaki, 2024; Baade et al., 2025; Cho et al., 2025). (Cho et al., 2024b; Komatsu & Shinozaki, 2024) show that self-distillation can induce syllable segments from pretrained SSL models such as HuBERT. (Baade et al., 2025) leverage masked prediction loss in HuBERT to induce syllables. Then, a segmentation algorithm is applied to produce syllabic tokens at 4–5 Hz. In particular, (Cho et al., 2025; Baade et al., 2025) train generative models to reconstruct intelligible speech from the syllabic tokens. However, these tokens are significantly incomplete—lacking acoustic details and being limited to audiobook-style English speech.

3. Methods

3.1. Encoding-Decoding Framework with Syllabic Embeddings

Compared to previous fixed-rate speech coding, Sylber 2.0 is dynamic and flexible in producing tokens at syllabic granularity around 5 Hz. The syllabic tokens are composed of three components: *duration*, *content embedding*, and *acous-*

tic embedding (d , C , A tokens in Figure 2). The duration indicates the length of each token, which is used to restore the original full frames for reconstruction. The content embedding represents the linguistic abstraction of the syllables that convey the intelligible content of the speech (§3.2). The acoustic embedding provides information on the acoustic details (e.g., voice identity) that are missing in the abstract content feature (§3.3). During decoding, the tokens are expanded to the original frame rate using the duration information, and then a lightweight vocoder synthesizes the original waveform at a 24 kHz sampling rate. The inference pipeline is depicted in Figure 2. The model is trained with carefully curated stages of different SSL methods to learn embeddings that are linguistically grounded and compressed with extremely short token lengths. The details are explained in the following sections. Note that no text is used in any stage of training.

3.2. Self-Supervised Syllable Content Encoder

Sylber 2.0 encodes syllabic linguistic information from audio in a multi-staged self-supervised learning. The following sections describe the methods used in each stage.

3.2.1. FRAME-WISE SELF-DISTILLATION

We utilize teacher–student self-distillation to induce an initial rough syllabic structure from a pretrained speech SSL model, where the teacher, \mathcal{M}_T , is the exponential moving average (EMA) of the student, \mathcal{M}_S . In a similar vein to vision SSL models (Chen et al., 2020; Caron et al., 2021; Oquab et al., 2023), this learning objective aims to learn invariant linguistic content from different augmented view of the input waveform, $\tau(x)$, where x is waveform and $\tau \sim \mathcal{T}$ is data augmentation. More importantly, self-distillation methods can induce syllabic structure in the embedding space (Cho et al., 2024b; Komatsu & Shinozaki, 2024). In particular, we use frame-wise self-distillation, which minimizes $\text{MSE}(\mathcal{M}_S(\tau(x)), \mathcal{M}_T(\tau'(x)))$, $\tau, \tau' \sim \mathcal{T}$.

We use a set of data augmentation. The speaker identity

is perturbed by modifying formant levels, applied with $p = 0.3$ (Qian et al., 2022; Komatsu & Shinozaki, 2024). Environmental noise (Reddy et al., 2021) and other randomly cropped speech clips are added with $p = 0.2$ and $p = 0.05$, respectively (if applied, only one of these is chosen with equal probability). We also randomly apply room impulse responses (RIRs) sampled from the GTU-RIR corpus (Pekmezci, 2025). Lastly, random white noise is added with $p = 0.3$.

The model is initialized with a multilingual SSL model, mHuBERT (Boito et al., 2024), which is trained on 147 languages. The last three layers are randomly reinitialized. The teacher targets are L2-normalized, and student model has an additional fully-connected layer that is not used in the teacher. The EMA decay rate is set to 0.999.

3.2.2. SELF-SEGMENTATION DISTILLATION

The syllabic structure learned from the previous stage is further refined through self-segmentation distillation (Cho et al., 2025), an SSL method proposed in the original Sylber. The model is trained by predicting segment-averaged embeddings from the teacher, where the segments are derived by an unsupervised segmentation algorithm on the teacher’s features. In particular, we minimize the Mean Squared Error between the student’s outputs and the segment-averaged teacher’s outputs, $\text{MSE}(\mathcal{M}_S(\tau(x)), \text{seg}(\mathcal{M}_T(x)))$, $\tau \sim \mathcal{T}$ where seg means the segmentation and average pooling. The teacher is initialized with the student weights and updated through multiple stages. The same data augmentation described in §3.2.1 is applied, but only to the student’s inputs.

Compared to the previous Sylber, we remove the explicit silent masking in the original Sylber to better preserve information. Sylber explicitly removed frames regarded as silent (Figure 3, top panels) by predicting “0s” for those frames. However, as a result, the model often misses syllables with low gain. Therefore, we removed this masking in our framework. Consequently, our model produces more tokens by retaining such segments, but this enables much more accurate reconstruction of the original audio.

Boundary Detection To replace the slow segmentation algorithm, we introduce a boundary detector. The previous approach compared similarities between adjacent frames, incurring quadratic computational cost. Sylber introduced a greedy algorithm that reduced this to linear order, but it requires clean boundaries and is sensitive to noise as shown in Figure 3, the first and third panel. Moreover, its dynamic nature prevented parallelization in GPU. To solve this, we introduce a boundary detector to predict boundaries drawn by the unsupervised segmentation algorithm. A peak detection algorithm is then applied to the boundary probabilities, which is much faster than similarity-based algorithms. See Appendix B.1 for Real-Time Factor comparison.

Multi-Stage Training The training of the content encoder is divided into four stages. Except the first stage, the teacher model is initialized with the student weights at the beginning and then fixed throughout that stage. The stage 1 is the frame-wise self-distillation described in §3.2.1. The stage 2 and 3 follow the original Sylber, using unsupervised segmentation on the teacher’s outputs to obtain target segments. We used a greedy algorithm suggested by (Cho et al., 2025) with additional refinement (See Appendix A.1.1 for details). Figure 3 illustrates how the embedding space is progressively evolving into syllables after the stage 1 and 3, and the effectiveness of the refinement strategy. The last stage is trained with the boundary detector as a drop-in replacement for the segmentation algorithm. The boundary detector is trained in stage 3 and 4, using Binary Cross-Entropy to predict the probability of boundaries obtained from the teacher segments.

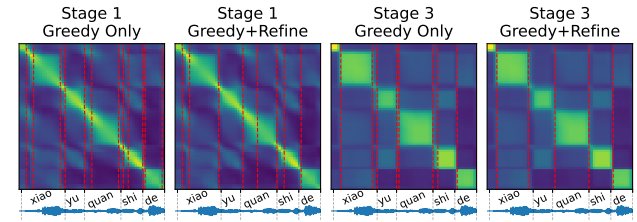


Figure 3. Similarity matrix after stage 1 and 3. The detected boundaries are denoted as red dashed lines.

The student model consists of 9 Transformer layers, following Sylber. Unlike Sylber, we use the 8th layer of the teacher to extract target features. The boundary detector has 3 Transformer layers with the same architecture as the main model, followed by a fully-connected layer with a binary logit.

The trained model serves as a *content encoder* to extract the linguistic content of speech. Frames are averaged within segments predicted by the boundary detector, producing a compressed content embedding at around 5 Hz. This segment-averaged embedding is further refined with residual fully-connected layers, reducing the dimension to 64 during training of the syllable-to-speech synthesis model (see §3.4). We refer to this 64-dimensional embedding as *content embedding* (C tokens in Figure 2).

3.3. Syllable-Guided Acoustic Encoder

Sylber 2.0 is designed to provide a complete encoding-decoding framework that can compress speech into syllables. The previous works target single speaker generation (Baade et al., 2025) or borrow speaker embeddings from other pretrained models (Cho et al., 2025) since the acoustic information tends to be marginalized out by self-distillation (Cho et al., 2024b; Komatsu & Shinozaki, 2024; Cho et al., 2025).

We train a separate *acoustic encoder* to augment missing acoustic details learned from the self-distillation training. This additional acoustic encoding is also represented at the syllable level, by using the segments inferred by the boundary detector. The acoustic encoder consists of a CNN and 6 transformer layers. The CNN is initialized with that from WavLM-Large (Chen et al., 2022), except the 2nd layer since it has a wider (2→3) stride to increase receptive field from 320 to 480, as we use a 24 kHz input. The output frames are averaged within each segment detected from the boundary detector. Similar to the content encoder, the averaged embeddings are projected using residual fully-connected layers to a lower dimension of 64. This embedding is referred to as *acoustic embedding* of the Sylber 2.0 embedding space (*A* tokens in Figure 2).

3.4. Vocoder for Syllable-to-Speech Synthesis

We train a vocoder to synthesize speech from our syllabic embeddings. The content and acoustic embeddings are duplicated according to the original duration back into 50 Hz frames (Figure 2, right, *Decoding* panel). We introduce within-segment positional encoding (wSegPE), which is concatenated to each frame to indicate its relative position within the segment. The position of frame that increases from 0 at the beginning to 1 at the end is used to lookup a learnable embedding template. Since this position is continuous, we interpolate two closest embeddings in the template. The template has 11 embeddings.

We adopt Vocos (Siuzdak, 2024) for fast, lightweight synthesis that can instantly convert syllables into speech waveforms. Our setup uses 12 ConvNext layers (Liu et al., 2022b) to predict phase and magnitude, generating 24 kHz audio through an inverse short-time Fourier transform (iSTFT). The model has only 100M parameters, making it significantly smaller than the Transformer stacks used in previous syllable-to-speech vocoders (Cho et al., 2025; Baade et al., 2025). We use the same losses as Vocos (Siuzdak, 2024), including reconstruction loss, multi-period and multi-scale adversarial losses, and feature-matching loss. In addition, we include the perceptual loss proposed by (Parker et al., 2025), computed with WavLM-Large (Chen et al., 2022) using layer 0 (CNN output) and layers 3, 6, 9, and 12. An ablation experiment in Appendix B.2 well substantiates the individual contribution of the model component to the high-fidelity reconstruction.

To learn embeddings with the intended decomposition into content and acoustic embeddings, we employ some strategies during training. First, we freeze the upstream model of the content encoder and boundary detector. (The final residual FC layers in content encoder are updated). To encourage acoustic-content disentanglement, we apply random voice perturbations to both the input to the acoustic encoder and

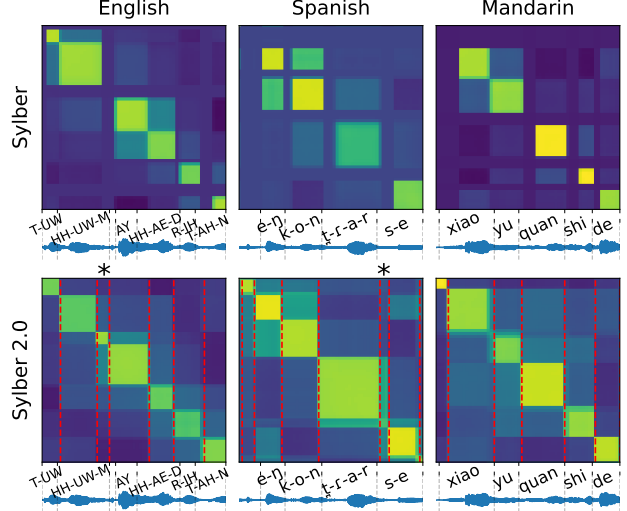


Figure 4. Similarity matrix in three different languages using Sylber (top) and Sylber 2.0 (bottom). “*” denotes the segments which are masked out in the previous Sylber.

the targets, while keeping the content embedding consistent with the original speech. The acoustic embeddings within each clip are randomly averaged or shuffled across time to prevent the model from overly relying on acoustic information to generate audio.

3.5. Training Details

For training the content encoder, we use a collection of multilingual datasets including Emilia (He et al., 2024), MLS (Pratap et al., 2020), and FLEURS (Conneau et al., 2023). We exclude English and French from MLS since they are already extensively covered in Emilia. FLEURS is included to expose the model to a broader range of languages, up to 102 in total. See Appendix A.1 for more details.

For training the acoustic encoder and synthesis model, we use a separate set of speech data with clean audio quality. Specifically, we use FLEURS-R (Ma et al., 2024), EX-PRESSO (Nguyen et al., 2023), Globe (Wang et al., 2024), and GTSinger (Zhang et al., 2024). This composition covers speech with diverse styles, accents, languages, and even singing voice. During training, samples from FLEURS-R are drawn at $7\times$ the rate of the other corpora, and a random 3-second window is cropped. We train the model with multiple cycles of learning rate schedules, where the training strategies described in §3.4 are differentially applied in each cycle; see Appendix A.1.5 for details.

Sylber 2.0 training requires minimal computational resources, as each stage can be run on a single NVIDIA RTX A5000 GPU with 24 GB of memory. This is a significant advantage compared to modern large-scale speech model training.

Table 1. Syllable detection performance measured in three languages. For Sylber 2.0, metrics are also measured with small chunks filtered.

Model	English				Spanish				Mandarin			
	Pr↑	Re↑	F1↑	R↑	Pr↑	Re↑	F1↑	R↑	Pr↑	Re↑	F1↑	R↑
Sylber	76.6	68.3	72.2	75.9	73.5	69.9	71.7	75.9	74.9	68.0	71.3	75.3
Sylber 2.0	66.2	83.5	73.9	69.5	69.1	80.1	74.2	74.6	54.6	85.6	66.7	45.5
≥ 60 ms	69.2	82.8	75.4	73.9	70.5	79.5	74.7	76.1	60.3	84.9	70.5	58.4
≥ 80 ms	71.7	81.7	76.3	77.1	71.7	78.5	74.9	77.3	65.9	83.5	73.7	69.1
≥ 100 ms	74.1	76.3	75.2	78.6	72.3	72.8	72.5	76.5	69.6	81.5	75.1	74.8
≥ 120 ms	74.6	70.5	72.5	76.5	71.7	66.0	68.7	73.3	71.2	79.4	75.1	76.8

4. Emergent Multilingual Syllabic Structure

As we can see in Figure 4, Sylber 2.0 successfully learns syllabic structure without any textual supervision. In the similarity matrices shown in Figure 4, the detected boundaries are well aligned with syllable boundaries inferred from transcripts. The embeddings within segments are highly consistent, forming flat “squares” between boundaries. We evaluate syllable detection performance on three languages: English, Spanish, and Mandarin that were used in (Cho et al., 2025). We measure precision (Pr), recall (Re), F1 score (F1), and R-value with a 50 ms tolerance from the text-based syllable boundaries. The test data are taken from LibriSpeech (Panayotov et al., 2015), MLS (Pratap et al., 2020), and AISHELL-3 (Shi et al., 2021) for each respective language.

We compare Sylber 2.0 syllable detection with the original Sylber. Since Sylber 2.0 preserves small silent tokens, we also report scores after filtering out short segments with thresholds ranging from 60 ms to 120 ms (Table 1). As shown in the table, Sylber 2.0 achieves significantly higher recall and lower precision across all three languages, resulting in higher F1 scores for English and Spanish. This suggests that Sylber 2.0 more accurately recovers text-driven syllable boundaries, albeit with additional short segments (denoted as * in Figure 4). These extra segments can be removed through threshold-based filtering, boosting R-values beyond those of the original Sylber. Since our goal is speech coding with minimum loss, we retain all segments without filtering in our framework.

5. Near-Lossless Compression at 5 Hz

To evaluate the reconstruction performance of Sylber 2.0, we measure both intelligibility and quality of resynthesized audio. For intelligibility, we use Whisper-Large-v3 (Radford et al., 2023) to transcribe audio and compute the word error rate (WER), and we also measure short-time objective intelligibility (STOI) (Taal et al., 2010). For perceptual quality, we use Perceptual Evaluation of Speech Quality (PESQ) and UTMOS (Saeki et al., 2022).

We measure these metrics on the test sets of three corpora:

Table 2. Resynthesis performance on different datasets. The highest scores are emphasized in **bold**, separately for low-frequency regime (Sylber and Sylber 2.0) and high-frequency regime (others). See Appendix Table 2 for full FLEURS-R scores.

English (LibriTTS)											
Model	Hz	test-clean					test-other				
		WER↓	STOI↑	PESQ↑	UTMOS↑	SSIM↑	WER↓	PESQ↑	STOI↑	UTMOS↑	SSIM↑
DAC	86.1	3.32	0.99	4.46	3.92	1.00	5.99	0.99	4.43	3.40	1.00
FACodec	80	3.49	0.95	2.91	4.04	0.97	7.14	0.93	2.61	3.48	0.96
SpeechTokenizer	50	3.53	0.93	2.61	3.80	0.96	7.81	0.90	2.41	3.28	0.95
WavTokenizer	40	16.78	0.87	1.79	3.51	0.88	31.04	0.84	1.69	3.08	0.87
Mimi	12.5	3.59	0.97	3.47	3.85	0.97	7.06	0.95	3.25	3.33	0.97
Sylber	4.22	5.44	0.75	1.13	4.09	0.76	13.29	0.72	1.13	3.91	0.71
Sylber 2.0 (Ours)	5.81	3.86	0.89	1.99	3.80	0.92	8.58	0.87	1.89	3.54	0.91

Multilingual Speech (FLEURS-R)											
Model	Hz	Spanish					French				
		WER↓	STOI↑	PESQ↑	UTMOS↑	SSIM↑	WER↓	PESQ↑	STOI↑	UTMOS↑	SSIM↑
DAC	86.1	2.91	1.00	4.53	3.29	1.00	6.34	1.00	4.52	3.08	1.00
FACodec	80	3.21	0.96	3.34	3.32	0.98	8.90	0.95	2.90	3.21	0.98
SpeechTokenizer	50	3.13	0.94	3.06	2.96	0.97	8.71	0.92	2.72	2.91	0.97
WavTokenizer	40	14.57	0.87	1.98	2.73	0.92	53.89	0.85	1.81	2.89	0.90
Mimi	12.5	2.93	0.98	3.91	3.14	0.98	6.66	0.96	3.64	2.98	0.98
Sylber	3.71	10.66	0.77	1.18	3.37	0.84	59.03	0.74	1.22	3.61	0.82
Sylber 2.0 (Ours)	4.86	3.18	0.93	2.56	2.91	0.98	8.92	0.91	2.28	2.99	0.97
Model	Hz	Mandarin					Russian				
		WER↓	STOI↑	PESQ↑	UTMOS↑	SSIM↑	WER↓	PESQ↑	STOI↑	UTMOS↑	SSIM↑
DAC	86.1	6.93	1.00	4.53	3.16	1.00	5.26	1.00	4.51	3.32	1.00
FACodec	80	8.65	0.95	3.02	3.19	0.98	5.88	0.95	2.86	3.34	0.98
SpeechTokenizer	50	8.48	0.93	2.80	2.91	0.97	6.02	0.93	2.63	3.04	0.98
WavTokenizer	40	38.97	0.86	1.80	2.70	0.89	27.58	0.85	1.72	2.73	0.90
Mimi	12.5	7.39	0.97	3.67	3.00	0.98	5.45	0.97	3.56	3.15	0.98
Sylber	3.71	38.10	0.75	1.21	3.62	0.83	24.13	0.75	1.19	3.56	0.80
Sylber 2.0 (Ours)	4.86	8.21	0.91	2.29	2.96	0.97	6.57	0.91	2.23	3.16	0.98
Model	Hz	Korean					20 Languages				
		WER↓	STOI↑	PESQ↑	UTMOS↑	SSIM↑	WER↓	PESQ↑	STOI↑	UTMOS↑	SSIM↑
DAC	86.1	4.30	1.00	4.52	3.51	1.00	6.03	1.00	4.52	3.29	1.00
FACodec	80	5.36	0.96	3.24	3.63	0.98	7.29	0.95	3.06	3.35	0.98
SpeechTokenizer	50	4.96	0.94	2.96	3.25	0.97	7.59	0.93	2.81	3.06	0.97
WavTokenizer	40	24.42	0.88	1.97	2.97	0.90	33.94	0.86	1.82	2.79	0.90
Mimi	12.5	4.69	0.98	3.78	3.38	0.98	6.35	0.97	3.72	3.17	0.98
Sylber	3.71	17.96	0.80	1.22	3.61	0.82	28.42	0.76	1.18	3.55	0.82
Sylber 2.0 (Ours)	4.86	5.05	0.94	2.60	3.30	0.97	7.57	0.92	2.35	3.09	0.98

Singing Voice (GTSinger)							
Model	Hz	F0-PCC(r)↑	F0-R ² ↑	STOI↑	PESQ↑	UTMOS↑	SSIM↑
DAC	86.1	0.99	0.99	0.96	4.37	2.43	1.00
FACodec	80	0.97	0.85	0.84	2.85	2.46	0.98
SpeechTokenizer	50	0.97	0.84	0.77	2.35	2.15	0.96
WavTokenizer	40	0.94	0.76	0.70	1.81	2.07	0.92
Mimi	12.5	0.98	0.95	0.86	3.26	2.29	0.97
Sylber	1.87	0.78	-2.41	0.47	1.11	2.23	0.80
Sylber 2.0 (Ours)	3.37	0.96	0.88	0.73	2.14	2.33	0.95

LibriTTS (Zen et al., 2019), FLEURS-R (Ma et al., 2024), and GTSinger (Zhang et al., 2024). For LibriTTS, we report scores separately for the clean and other subsets. For FLEURS-R, we target 20 languages with sufficiently low Whisper transcription error rates,¹ and provide individual scores for representative languages. For GTSinger, we measure F0 (pitch) reconstruction instead of WER, since pitch is more crucial in singing. We use CREPE (Kim et al., 2018) to extract F0 and report the Pearson correlation coefficient (F0-PCC) and coefficient of determination (F0-R²) for voiced frames.

Additionally, we evaluate speaker similarity (SSIM) through

¹Selected languages: ko, ja, es, it, cmn, pt, de, ca, en, fr, pl, nl, ru, tr, uk, id, nb, sv, fi, ms.

cosine similarity using Resemblyzer speaker embeddings.² We compare Sylber 2.0 against several representative open-sourced speech tokenizers operating at different token frequencies (12.5–86.1 Hz): DAC(Kumar et al., 2023), FA-Codec (Ju et al., 2024), SpeechTokenizer (Zhang et al., 2023), WavTokenizer (Ji et al., 2024), and Mimi (Défossez et al., 2024), along with the original Sylber.

As shown in Table 2, Sylber 2.0 reconstructs high-quality audio that preserves intelligible content. Sylber 2.0 outperforms Sylber by a wide margin in every aspect except UTMOS. In fact, some UTMOS scores of Sylber are even higher than those of high-frequency tokens, because Sylber’s resynthesis relies on an external vocoder with a quality-enhancement capacity (Cho et al., 2024c).

Several Sylber 2.0 scores approach those of high-frequency tokens. Specifically, WER scores show only minimal gaps: Sylber 2.0 achieves 7.57% WER across 20 languages in FLEURS-R, while the best high-frequency token, DAC, achieves 6%, a trend also reflected in individual languages and corpora. PESQ scores are reasonably high, but below those of high-frequency tokens. This is because that PESQ is sensitive to frame-level acoustic details that may be lost when averaging within segments. For singing voice reconstruction, Sylber 2.0 shows F0 correlations comparable to high-frequency tokens, with R^2 values even surpassing some of them. This high level of reconstruction quality is achieved with a very low token frequency. While it can vary across languages and styles, Sylber 2.0 averages around 5 Hz: 4.8 Hz across 102 languages in FLEURS-R (Figure 1, left; a full report is in Table 12). Interestingly, Sylber 2.0 can be even more efficient in low-resource languages, where text BPE token frequencies (Conneau et al., 2020; Xue et al., 2021; Chung et al., 2023; Srivastava et al., 2025; Radford et al., 2023) are significantly higher (Figure 1, right).

6. Downstream Utilities

6.1. Text-to-Speech through Syllable Embedding

To further demonstrate downstream utility, we train a small text-to-speech (TTS) model using Sylber 2.0 embeddings. Since the embedding conveys full speech information, our goal is to generate these embeddings directly from text. As Sylber 2.0 tokenizes speech in a continuous space, we adopt a continuous-value autoregressive (AR) model (Liu et al., 2025; 2024; Wang et al., 2025a; Turetzky et al., 2024; Wu et al., 2025). Inspired by (Wu et al., 2025), we use rectified flow (RF) (Liu et al., 2022a) with AR backbone, which we call *SylFlow*. We conduct controlled experiments using relatively small amount of data (LibriTTS; 560 hours). We train small models with 72-109M parameters for prompting and generating Sylber 2.0, and Mel spectrogram (Mel) and

Table 3. TTS performance on LibriSpeech (PC) test-clean and SeedTTS English test set. Baseline reference: Appendix A.2.4.

Model	LibriSpeech-PC					SeedTTS English		
	#Params	Data (hr)	WER↓	SIM-o↑	UTMOS↑	WER↓	SIM-o↑	UTMOS↑
GT	-	-	2.47	0.69	4.09	2.14	0.73	-
CosyVoice	300M	170k	3.59	0.66	-	4.08	0.64	-
CosyVoice 2	500M	170k	2.47	0.65	4.35	2.57	0.65	-
FireRedTTS	580M	248k	2.69	0.47	-	3.82	0.46	-
MaskGCT	1048M	100k	2.72	0.69	3.90	2.62	0.71	-
F5-TTS	300M	100k	2.42	0.66	3.88	1.83	0.65	-
DiTAR	600M	100k	2.39	0.67	4.22	1.69	0.74	-
SparkTTS	500M	100k	-	-	4.35	1.98	0.58	-
CLEAR	686M	50k	1.88	0.59	4.22	-	-	-
SylFlow	72M	0.6k	3.10	0.31	4.27	2.62	0.31	4.19
		+ 47k	2.35	0.36	4.33	1.92	0.35	4.31
Ablation								
Mel	109M	0.6k	5.73	0.18	3.28	4.48	0.18	3.38
Mimi	74M	0.6k	10.36	0.30	2.38	8.21	0.31	2.49

Mimi for the baselines. We specifically choose these two baselines as Mimi has the shortest token length (12.5 Hz) among the baseline tokens, and Mel spectrogram can set a reference performance without any learned linguistic feature. Additionally, we train the same model with additional 47k hours of training data from Emilia (He et al., 2024). We evaluate on the LibriSpeech (PC) test-clean subset (Chen et al., 2024) and SeedTTS English test set (Anastassiou et al., 2024), where we measured WER, speaker similarity (Sim-o) and UTMOS. See Appendix A.2 for details.

As shown in Table 3, Sylber 2.0 outperforms the baseline speech representations, Mel and Mimi, in all metrics and test sets. This indicates that Sylber 2.0 may encode information in a better abstract format than dense tokens or raw acoustics, especially for generative modeling. This is well-aligned with the Sylber 2.0’s correspondence to the syllables which are by definition the units of speech production. Therefore, Sylber 2.0 can serve as a more natural medium for generative speech modeling. Moreover, by scaling the amount of training data, our model can close the performance gap from the SOTA TTS model especially on the WER (1.92-2.35 %) and UTMOS (4.31-4.33) scores, while being 5-10 × smaller in size. This suggests that Sylber 2.0 provides a more efficient and effective alternative to previous speech tokens. However, the gap in speaker similarity still remains large, which could potentially be resolved by scaling model size. As our main focus is more on syllable embeddings, we leave this as a future direction.

6.2. SUPERB Benchmark

We evaluate Sylber 2.0 on the SUPERB benchmark (Yang et al., 2021). While it is not a common practice for evaluating SUPERB for speech tokens, we include this to provide a broader sense of information encoded by Sylber 2.0. As shown in Table 4, Sylber 2.0 shows similar performance as Sylber but shows significantly better performance in speaker-related tasks: SID, ASV, and SD. Though the degree is min-

²<https://github.com/resemble-ai/Resemblyzer>

Table 4. SUPERB Benchmark

Model	Content				Semantics			Speaker			ParL
	PR PER↓	ASR WER↓	KS Acc↑	QbE MTWV ↑	IC Acc↑	SF F1↑	CER↓	SID Acc↑	ASV EER↓	SD DER↓	ER Acc↑
Spectral (FBANK)	82.01	23.18	8.63	0.0058	9.10	69.64	52.94	0.00	9.56	10.05	35.39
Wav2Vec 2.0-Base	5.74	6.43	96.23	0.0233	92.35	88.30	24.77	75.18	6.02	6.08	63.43
Hubert-Base	5.41	6.42	96.30	0.0736	98.34	88.53	25.20	81.42	5.11	5.88	64.92
WavLM-Large	3.06	3.44	97.86	0.0886	99.31	92.21	18.36	95.49	3.77	3.24	70.62
Mimi	39.69	88.65	93.12	0.0108	90.61	6.72	98.86	34.23	12.17	13.37	56.05
Sylber	88.79	8.88	97.11	0.0591	99.08	85.66	29.49	51.24	8.75	15.55	65.25
Sylber 2.0	14.74	10.04	96.85	0.0471	98.05	85.94	30.09	72.03	5.69	6.10	62.37

imal, a potential cause of degradation from Sylber in other task areas is the fact that Sylber 2.0 is trained for universal languages while the original Sylber is English-only. Compared to non-token SSL models with similar sizes (Wav2Vec 2.0- and Hubert-Base), some of the scores are on par or even better in Sylber 2.0 but some tasks show huge performance gaps. This gap is induced by the discrepancy between tokenization models and general purpose representation models. The former is primarily focused on reconstruction which may ignore high-level abstract structure that is crucial for some downstream tasks. Moreover, the SUPERB benchmarking uses prescribed model architectures and training methods which may be suboptimal for syllabic structure in our model. Nonetheless, Sylber 2.0 outperforms Mimi by significant margin, which indicates our model may have a better structure than the previous acoustically focused, dense speech tokens.

6.3. Low-Resource ASR

To assess multilingual capacity of Sylber 2.0, we train shallow ASR models for three different languages—Korean, Bemba, and Quecha—in a low-resource setting which includes 20-50 hours of training data (Jo & Lee, 2018; Sikasote & Anastasopoulos, 2022; Sicherman & Adi, 2023). Bemba and Quecha are the low-resource languages, which are spoken only by 10 and 8 million people, respectively. These two languages are not involved in any training stage, including mHuBERT pretraining. We include Korean as it is highly syllabic, thus it would be interesting to see the link to the syllabic speech embedding. See Appendix A.3 for details.

Table 5. Performance on low-resource ASR.

Model	ko		bem		que	
	CER↓	WER↓	CER↓	WER↓	CER↓	WER↓
Mel	10.6	16.0	19.4	61.3	31.4	66.8
DAC	100.3	125.3	30.4	79.5	51.1	87.3
Mimi	20.9	31.6	29.6	80.1	39.9	76.8
Sylber	22.0	28.5	23.6	67.4	44.2	83.6
Sylber 2.0	7.2	9.4	12.1	47.4	30.1	66.4
-Content only	7.3	9.6	12.7	48.5	32.1	69.8
-Acoustic only	22.3	32.4	39.5	86.6	48.8	86.1

As shown in Table 5, Sylber 2.0 enables more accurate recognition in Korean, Bemba, and Quecha. For English, the previous Sylber demonstrates lower error rates, which could be natural as it is only trained on LibriSpeech, thus potentially more fine-tuned to the domain. In fact, the performance leaps are significant in other three languages. In particular, Korean shows the lowest error rates, which may be benefitted by the syllabic nature of the language. Sylber 2.0 shows better performance than previous tokens, DAC and Mimi, in all languages which indicates Sylber 2.0 embeddings are closer to text than dense tokens. We also train models using the content feature or acoustic feature only to show the source of information in our decomposed embeddings. The models show minimal degradation in performance when using content feature, while using acoustic feature induces severe increases in errors, suggesting that the content feature is major information source. In fact, the content feature is phonetically organized in the embedding space (Appendix Figure 5).

7. Universal Syllabification

We propose a novel speech embedding model, Sylber 2.0, that learns a universal syllabification of raw speech audio. Sylber 2.0 can compress speech from any language, style, or even singing into token sequence at around 5 Hz, offering strong potential for multilingual, scalable, and efficient speech modeling. Our analyses suggest that Sylber 2.0 embeddings are well grounded in syllables, and by being grounded in the actual units (syllables) of human speech production, our model demonstrates a stronger efficiency in downstream tasks (TTS and ASR) than previous speech tokenization methods. Moreover, our work is highly conceptually novel as “universality” of syllabification has been controversial in linguistic literature for decades (Anderson, 1985; Goldsmith et al., 2011; Treiman & Danis, 1988). Here, we provide a full data-driven, emergent solution for this. As a result, the resulting syllables may not be precisely aligned with language-specific syllabification rules defined by linguists. An interesting future work will be further reducing the gap induced by language specificity, which will potentially improve its effectiveness in ASR.

Impact Statement

We view our model as a significant advancement in speech modeling and spoken language understanding. Our approach provides efficient and effective speech tokenization, though it also carries the potential for misuse. Therefore, it is essential that users, researchers, and developers apply this model and framework with ethical care and responsibility.

References

- Algayres, R., Adi, Y., Nguyen, T. A., Copet, J., Synnaeve, G., Sagot, B., and Dupoux, E. Generative spoken language model based on continuous word-sized audio tokens. *arXiv preprint arXiv:2310.05224*, 2023.
- Anastassiou, P., Chen, J., Chen, J., Chen, Y., Chen, Z., Chen, Z., Cong, J., Deng, L., Ding, C., Gao, L., et al. Seed-tts: A family of high-quality versatile speech generation models. *arXiv preprint arXiv:2406.02430*, 2024.
- Anderson, S. R. *Phonology in the twentieth century: Theories of rules and theories of representations*. University of Chicago Press, 1985.
- Baade, A., Peng, P., and Harwath, D. SyllableLM: Learning coarse semantic units for speech language models. In *The Thirteenth International Conference on Learning Representations*, 2025. URL <https://openreview.net/forum?id=dGSOn7sdWg>.
- Boito, M. Z., Iyer, V., Lagos, N., Besacier, L., and Calapodescu, I. mhubert-147: A compact multilingual hubert model. *arXiv preprint arXiv:2406.06371*, 2024.
- Caron, M., Touvron, H., Misra, I., Jégou, H., Mairal, J., Bojanowski, P., and Joulin, A. Emerging properties in self-supervised vision transformers. In *Proceedings of the IEEE/CVF international conference on computer vision*, pp. 9650–9660, 2021.
- Chen, S., Wang, C., Chen, Z., Wu, Y., Liu, S., Chen, Z., Li, J., Kanda, N., Yoshioka, T., Xiao, X., et al. Wavlm: Large-scale self-supervised pre-training for full stack speech processing. *IEEE Journal of Selected Topics in Signal Processing*, 16(6):1505–1518, 2022.
- Chen, T., Kornblith, S., Norouzi, M., and Hinton, G. A simple framework for contrastive learning of visual representations. In *International conference on machine learning*, pp. 1597–1607. PMLR, 2020.
- Chen, Y., Niu, Z., Ma, Z., Deng, K., Wang, C., Zhao, J., Yu, K., and Chen, X. F5-tts: A fairytaler that fakes fluent and faithful speech with flow matching. *arXiv preprint arXiv:2410.06885*, 2024.
- Cho, C. J., Wu, P., Mohamed, A., and Anumanchipalli, G. K. Evidence of vocal tract articulation in self-supervised learning of speech. In *ICASSP 2023-2023 IEEE International Conference on Acoustics, Speech and Signal Processing (ICASSP)*, pp. 1–5. IEEE, 2023.
- Cho, C. J., Mohamed, A., Black, A. W., and Anumanchipalli, G. K. Self-supervised models of speech infer universal articulatory kinematics. In *ICASSP 2024-2024 IEEE International Conference on Acoustics, Speech and Signal Processing (ICASSP)*, pp. 12061–12065. IEEE, 2024a.
- Cho, C. J., Mohamed, A., Li, S.-W., Black, A. W., and Anumanchipalli, G. K. Sd-hubert: Sentence-level self-distillation induces syllabic organization in hubert. In *ICASSP 2024-2024 IEEE International Conference on Acoustics, Speech and Signal Processing (ICASSP)*, pp. 12076–12080. IEEE, 2024b.
- Cho, C. J., Wu, P., Prabhune, T. S., Agarwal, D., and Anumanchipalli, G. K. Coding speech through vocal tract kinematics. *IEEE Journal of Selected Topics in Signal Processing*, 18(8):1427–1440, 2024c. doi: 10.1109/JSTSP.2024.3497655.
- Cho, C. J., Lee, N., Gupta, A., Agarwal, D., Chen, E., Black, A., and Anumanchipalli, G. Sylber: Syllabic embedding representation of speech from raw audio. In *The Thirteenth International Conference on Learning Representations*, 2025. URL <https://openreview.net/forum?id=FyMjFDQ9RO>.
- Choi, K., Pasad, A., Nakamura, T., Fukayama, S., Livescu, K., and Watanabe, S. Self-supervised speech representations are more phonetic than semantic. *arXiv preprint arXiv:2406.08619*, 2024.
- Chung, H. W., Garcia, X., Roberts, A., Tay, Y., Firat, O., Narang, S., and Constant, N. Unimax: Fairer and more effective language sampling for large-scale multilingual pretraining. In *The Eleventh International Conference on Learning Representations*, 2023. URL <https://openreview.net/forum?id=kXwdLlcWOAi>.
- Conneau, A., Khandelwal, K., Goyal, N., Chaudhary, V., Wenzek, G., Guzmán, F., Grave, É., Ott, M., Zettlemoyer, L., and Stoyanov, V. Unsupervised cross-lingual representation learning at scale. In *Proceedings of the 58th Annual Meeting of the Association for Computational Linguistics*, pp. 8440–8451, 2020.
- Conneau, A., Ma, M., Khanuja, S., Zhang, Y., Axelrod, V., Dalmia, S., Riesa, J., Rivera, C., and Bapna, A. Fleurs: Few-shot learning evaluation of universal representations of speech. In *2022 IEEE Spoken Language Technology Workshop (SLT)*, pp. 798–805. IEEE, 2023.

- Défossez, A., Copet, J., Synnaeve, G., and Adi, Y. High fidelity neural audio compression. *arXiv preprint arXiv:2210.13438*, 2022.
- Défossez, A., Mazaré, L., Orsini, M., Royer, A., Pérez, P., Jégou, H., Grave, E., and Zeghidour, N. Moshi: a speech-text foundation model for real-time dialogue. Technical report, Kyutai, September 2024. URL <http://kyutai.org/Moshi.pdf>.
- Du, Z., Chen, Q., Zhang, S., Hu, K., Lu, H., Yang, Y., Hu, H., Zheng, S., Gu, Y., Ma, Z., et al. Cosyvoice: A scalable multilingual zero-shot text-to-speech synthesizer based on supervised semantic tokens. *arXiv preprint arXiv:2407.05407*, 2024a.
- Du, Z., Wang, Y., Chen, Q., Shi, X., Lv, X., Zhao, T., Gao, Z., Yang, Y., Gao, C., Wang, H., et al. Cosyvoice 2: Scalable streaming speech synthesis with large language models. *arXiv preprint arXiv:2412.10117*, 2024b.
- Gao, Z., Li, Z., Wang, J., Luo, H., Shi, X., Chen, M., Li, Y., Zuo, L., Du, Z., Xiao, Z., et al. Funasr: A fundamental end-to-end speech recognition toolkit. *arXiv preprint arXiv:2305.11013*, 2023.
- Goldsmith, J. A., Riggle, J., and Alan, C. *The handbook of phonological theory*. John Wiley & Sons, 2011.
- Graves, A. Connectionist temporal classification. In *Supervised sequence labelling with recurrent neural networks*, pp. 61–93. Springer, 2012a.
- Graves, A. Sequence transduction with recurrent neural networks. *arXiv preprint arXiv:1211.3711*, 2012b.
- Greenberg, S. A syllable-centric framework for the evolution of spoken language. *Behavioral and brain sciences*, 21(4):518–518, 1998.
- Guo, H.-H., Hu, Y., Liu, K., Shen, F.-Y., Tang, X., Wu, Y.-C., Xie, F.-L., Xie, K., and Xu, K.-T. Fireredtts: A foundation text-to-speech framework for industry-level generative speech applications. *arXiv preprint arXiv:2409.03283*, 2024.
- Guo, Y., Li, Z., Wang, H., Li, B., Shao, C., Zhang, H., Du, C., Chen, X., Liu, S., and Yu, K. Recent advances in discrete speech tokens: A review. *arXiv preprint arXiv:2502.06490*, 2025.
- He, H., Shang, Z., Wang, C., Li, X., Gu, Y., Hua, H., Liu, L., Yang, C., Li, J., Shi, P., et al. Emilia: An extensive, multilingual, and diverse speech dataset for large-scale speech generation. In *2024 IEEE Spoken Language Technology Workshop (SLT)*, pp. 885–890. IEEE, 2024.
- Hsu, W.-N., Bolte, B., Tsai, Y.-H. H., Lakhota, K., Salakhutdinov, R., and Mohamed, A. Hubert: Self-supervised speech representation learning by masked prediction of hidden units. *IEEE/ACM transactions on audio, speech, and language processing*, 29:3451–3460, 2021.
- Ji, S., Jiang, Z., Wang, W., Chen, Y., Fang, M., Zuo, J., Yang, Q., Cheng, X., Wang, Z., Li, R., et al. Wavtokenizer: an efficient acoustic discrete codec tokenizer for audio language modeling. *arXiv preprint arXiv:2408.16532*, 2024.
- Jia, D., Chen, Z., Chen, J., Du, C., Wu, J., Cong, J., Zhuang, X., Li, C., Wei, Z., Wang, Y., and Wang, Y. DiTAR: Diffusion transformer autoregressive modeling for speech generation. In *Forty-second International Conference on Machine Learning*, 2025. URL <https://openreview.net/forum?id=8tRtweTTwv>.
- Jo, L. and Lee, W. Zeroth-korean: Korean open-source speech corpus. <https://openslr.org/40/>, 2018. License: CC BY 4.0; 51.6h train, 1.2h test; 105 speakers in train, 10 in test.
- Ju, Z., Wang, Y., Shen, K., Tan, X., Xin, D., Yang, D., Liu, Y., Leng, Y., Song, K., Tang, S., et al. Naturalspeech 3: Zero-shot speech synthesis with factorized codec and diffusion models. *arXiv preprint arXiv:2403.03100*, 2024.
- Kim, J. W., Salamon, J., Li, P., and Bello, J. P. Crepe: A convolutional representation for pitch estimation. In *2018 IEEE international conference on acoustics, speech and signal processing (ICASSP)*, pp. 161–165. IEEE, 2018.
- Komatsu, R. and Shinozaki, T. Self-supervised syllable discovery based on speaker-disentangled hubert. pp. 1131–1136, 2024. doi: 10.1109/SLT61566.2024.10832325.
- Kumar, R., Seetharaman, P., Luebs, A., Kumar, I., and Kumar, K. High-fidelity audio compression with improved rvqgan. *Advances in Neural Information Processing Systems*, 36:27980–27993, 2023.
- Lee, N., Cho, C. J., Black, A. W., and Anumanchipalli, G. K. Scaling spoken language models with syllabic speech tokenization. *arXiv preprint arXiv:2509.26634*, 2025.
- Liu, X., Gong, C., and Liu, Q. Flow straight and fast: Learning to generate and transfer data with rectified flow. *arXiv preprint arXiv:2209.03003*, 2022a.
- Liu, Y., Xue, R., Zhang, C., Liu, Y., Wang, G., Li, B., Qian, Y., He, L., Liu, S., and Zhao, S. Next tokens denoising for speech synthesis. *arXiv preprint arXiv:2507.22746*, 2025.

- Liu, Z., Mao, H., Wu, C.-Y., Feichtenhofer, C., Darrell, T., and Xie, S. A convnet for the 2020s. In *Proceedings of the IEEE/CVF conference on computer vision and pattern recognition*, pp. 11976–11986, 2022b.
- Liu, Z., Wang, S., Inoue, S., Bai, Q., and Li, H. Autoregressive diffusion transformer for text-to-speech synthesis. *arXiv preprint arXiv:2406.05551*, 2024.
- Ma, M., Koizumi, Y., Karita, S., Zen, H., Riesa, J., Ishikawa, H., and Bacchiani, M. Fleurs-r: A restored multilingual speech corpus for generation tasks. In *Proc. Interspeech 2024*, pp. 1835–1839, 2024.
- MacNeilage, P. F. The frame/content theory of evolution of speech production. *Behavioral and brain sciences*, 21(4): 499–511, 1998.
- Mohamed, A., Lee, H.-y., Borgholt, L., Havtorn, J. D., Edin, J., Igel, C., Kirchhoff, K., Li, S.-W., Livescu, K., Maaløe, L., et al. Self-supervised speech representation learning: A review. *IEEE Journal of Selected Topics in Signal Processing*, 16(6):1179–1210, 2022.
- Nguyen, T. A., Hsu, W.-N., d’Avirro, A., Shi, B., Gat, I., Fazel-Zarani, M., Remez, T., Copet, J., Synnaeve, G., Hassid, M., et al. Espresso: A benchmark and analysis of discrete expressive speech resynthesis. *arXiv preprint arXiv:2308.05725*, 2023.
- Oganian, Y. and Chang, E. F. A speech envelope landmark for syllable encoding in human superior temporal gyrus. *Science advances*, 5(11):eaay6279, 2019.
- Oquab, M., Darcet, T., Moutakanni, T., Vo, H., Szafraniec, M., Khalidov, V., Fernandez, P., Haziza, D., Massa, F., El-Nouby, A., et al. Dinov2: Learning robust visual features without supervision. *arXiv preprint arXiv:2304.07193*, 2023.
- Panayotov, V., Chen, G., Povey, D., and Khudanpur, S. Librispeech: an asr corpus based on public domain audio books. In *2015 IEEE international conference on acoustics, speech and signal processing (ICASSP)*, pp. 5206–5210. IEEE, 2015.
- Parker, J. D., Smirnov, A., Pons, J., Carr, C., Zukowski, Z., Evans, Z., and Liu, X. Scaling transformers for low-bitrate high-quality speech coding. In *The Thirteenth International Conference on Learning Representations*, 2025. URL <https://openreview.net/forum?id=4YpMrGfldX>.
- Pasad, A., Chou, J.-C., and Livescu, K. Layer-wise analysis of a self-supervised speech representation model. In *2021 IEEE Automatic Speech Recognition and Understanding Workshop (ASRU)*, pp. 914–921. IEEE, 2021.
- Pasad, A., Shi, B., and Livescu, K. Comparative layer-wise analysis of self-supervised speech models. In *ICASSP 2023-2023 IEEE International Conference on Acoustics, Speech and Signal Processing (ICASSP)*, pp. 1–5. IEEE, 2023.
- Pekmezci, M. GTU-RIR: Room Impulse Response (RIR) Data Collection and Generation Project. <https://github.com/mehmetpekmezci/gtu-rir>, 2025.
- Peng, Z., Yu, J., Wang, W., Chang, Y., Sun, Y., Dong, L., Zhu, Y., Xu, W., Bao, H., Wang, Z., et al. Vibevoice technical report. *arXiv preprint arXiv:2508.19205*, 2025.
- Pratap, V., Xu, Q., Sriram, A., Synnaeve, G., and Collobert, R. Mls: A large-scale multilingual dataset for speech research. *Interspeech*, 2020.
- Qian, K., Zhang, Y., Gao, H., Ni, J., Lai, C.-I., Cox, D., Hasegawa-Johnson, M., and Chang, S. Contentvec: An improved self-supervised speech representation by disentangling speakers. In *International conference on machine learning*, pp. 18003–18017. PMLR, 2022.
- Radford, A., Kim, J. W., Xu, T., Brockman, G., McLeavey, C., and Sutskever, I. Robust speech recognition via large-scale weak supervision. In *International conference on machine learning*, pp. 28492–28518. PMLR, 2023.
- Reddy, C. K., Dubey, H., Gopal, V., Cutler, R., Braun, S., Gamper, H., Aichner, R., and Srinivasan, S. Icassp 2021 deep noise suppression challenge. In *ICASSP 2021-2021 IEEE International Conference on Acoustics, Speech and Signal Processing (ICASSP)*, pp. 6623–6627. IEEE, 2021.
- Saeki, T., Xin, D., Nakata, W., Koriyama, T., Takamichi, S., and Saruwatari, H. Utmos: Utokyo-sarulab system for voicemos challenge 2022. *arXiv preprint arXiv:2204.02152*, 2022.
- Shi, Y., Bu, H., Xu, X., Zhang, S., and Li, M. Aishell-3: A multi-speaker mandarin tts corpus and the baselines. *Interspeech*, 2021.
- Sicherman, A. and Adi, Y. Analysing discrete self supervised speech representation for spoken language modeling. In *ICASSP 2023-2023 IEEE International Conference on Acoustics, Speech and Signal Processing (ICASSP)*, pp. 1–5. IEEE, 2023.
- Sikasote, C. and Anastasopoulos, A. BembaSpeech: A speech recognition corpus for the bemba language. In *Proceedings of the Language Resources and Evaluation Conference*, pp. 7277–7283, Marseille, France, June 2022. European Language Resources Association. URL <https://aclanthology.org/2022.lrec-1.790>.

- Siuzdak, H. Vocos: Closing the gap between time-domain and fourier-based neural vocoders for high-quality audio synthesis. In *The Twelfth International Conference on Learning Representations*, 2024. URL <https://openreview.net/forum?id=vY9nzQmQBw>.
- Srivastava, N., Kuchelev, D., Ngoli, T. M., Shetty, K., Roeder, M., Zahera, H., Moussallem, D., and Ngomo, A.-C. N. Lola—an open-source massively multilingual large language model. In *Proceedings of the 31st International Conference on Computational Linguistics*, pp. 6420–6446, 2025.
- Taal, C. H., Hendriks, R. C., Heusdens, R., and Jensen, J. A short-time objective intelligibility measure for time-frequency weighted noisy speech. In *2010 IEEE International Conference on Acoustics, Speech and Signal Processing*, pp. 4214–4217, 2010. doi: 10.1109/ICASSP.2010.5495701.
- Treiman, R. and Danis, C. Syllabification of intervocalic consonants. *Journal of memory and language*, 27(1): 87–104, 1988.
- Turetzky, A., Shabtay, N., Shechtman, S., Aronowitz, H., Haws, D., Hoory, R., and Dekel, A. Continuous speech synthesis using per-token latent diffusion. *arXiv preprint arXiv:2410.16048*, 2024.
- Wang, H., Liu, S., Meng, L., Li, J., Yang, Y., Zhao, S., Sun, H., Liu, Y., Sun, H., Zhou, J., et al. Felle: Autoregressive speech synthesis with token-wise coarse-to-fine flow matching. *arXiv preprint arXiv:2502.11128*, 2025a.
- Wang, W., Song, Y., and Jha, S. Globe: A high-quality english corpus with global accents for zero-shot speaker adaptive text-to-speech. *arXiv preprint arXiv:2406.14875*, 2024.
- Wang, X., Jiang, M., Ma, Z., Zhang, Z., Liu, S., Li, L., Liang, Z., Zheng, Q., Wang, R., Feng, X., et al. Sparktts: An efficient llm-based text-to-speech model with single-stream decoupled speech tokens. *arXiv preprint arXiv:2503.01710*, 2025b.
- Wang, Y., Zhan, H., Liu, L., Zeng, R., Guo, H., Zheng, J., Zhang, Q., Zhang, X., Zhang, S., and Wu, Z. MaskGCT: Zero-shot text-to-speech with masked generative codec transformer. In *The Thirteenth International Conference on Learning Representations*, 2025c. URL <https://openreview.net/forum?id=ExuBFYtCQU>.
- Wu, C. Y., Deng, J., Li, G., Kong, Q., and Lui, S. Clear: Continuous latent autoregressive modeling for high-quality and low-latency speech synthesis. *arXiv preprint arXiv:2508.19098*, 2025.
- Xue, L., Constant, N., Roberts, A., Kale, M., Al-Rfou, R., Siddhant, A., Barua, A., and Raffel, C. mt5: A massively multilingual pre-trained text-to-text transformer. In *Proceedings of the 2021 Conference of the North American Chapter of the Association for Computational Linguistics: Human Language Technologies*, pp. 483–498, 2021.
- Yang, S.-w., Chi, P.-H., Chuang, Y.-S., Lai, C.-I. J., Lakhotia, K., Lin, Y. Y., Liu, A. T., Shi, J., Chang, X., Lin, G.-T., et al. Superb: Speech processing universal performance benchmark. *arXiv preprint arXiv:2105.01051*, 2021.
- Zen, H., Dang, V., Clark, R., Zhang, Y., Weiss, R. J., Jia, Y., Chen, Z., and Wu, Y. Libritts: A corpus derived from librispeech for text-to-speech. *arXiv preprint arXiv:1904.02882*, 2019.
- Zhang, X., Zhang, D., Li, S., Zhou, Y., and Qiu, X. Speech-tokenizer: Unified speech tokenizer for speech large language models. *arXiv preprint arXiv:2308.16692*, 2023.
- Zhang, Y., Pan, C., Guo, W., Li, R., Zhu, Z., Wang, J., Xu, W., Lu, J., Hong, Z., Wang, C., et al. Gtsinger: A global multi-technique singing corpus with realistic music scores for all singing tasks. *Advances in Neural Information Processing Systems*, 37:1117–1140, 2024.

A. Appendix

A.1. Additional Implementation Details

A.1.1. GREEDY SEGMENTATION WITH REFINEMENT FOR STAGE-2 AND -3 TRAINING

The greedy algorithm for unsupervised segmentation proposed by (Cho et al., 2025) segments frames by grouping adjacent frames with cosine similarity above a threshold (“merge threshold”) in a single sweep. However, this requires embeddings with clean boundaries, which are not available in the early stages of training. To address this, (Cho et al., 2025) used pre-extracted segments from a clustering-based algorithm for the first stage of training. At the same time, the authors reported that boundary errors are not critical for syllable learning; rather, the granularity of the initial segments is more important (see Appendix A.2.6 of (Cho et al., 2025)). Therefore, we merge segments shorter than 80 ms that have cosine similarity with adjacent segments higher than a “refinement threshold.” This preserves syllable-level token frequency while maintaining the linear computational complexity. Figure 3 illustrates the effectiveness of refinement (right and middle plots).

A.1.2. THRESHOLD SETTING

The merge threshold is sampled from [0.5, 0.7] in the first stage and [0.7, 0.9] in the second stage, increasing sensitivity over time. Similarly, the refinement threshold is set to 0.5 for the first stage and 0.7 for the second.

For the peak detection in the boundary detection, we set a minimum peak value of 0.2, filtering boundaries with either prominence > 0.05 or probability > 0.8 (prominence of 0.1 during inference yields minimal difference).

A.1.3. TRAINING DATA

To balance language exposure, each language in Emilia and MLS is evenly sampled during training, while FLEURS is sampled as a whole with twice the sampling probability of an individual language. To fit within a 24 GB GPU, audio is randomly cropped to 5 seconds.

A.1.4. OPTIMIZER CONFIGURATIONS USED IN CONTENT ENCODER

The content encoder training is comprised of four stages. Table 6 denotes the hyperparameters used in the AdamW optimizer for each training stage.

Table 6. Hyperparameters used in each training stage.

Stage	Batch size	Learning rate	Warmup steps	β_1	β_2	Weight decay	Iterations
Stage-1	72	1e-4	2000	0.9	0.999	1e-3	100K
Stage-2	50	1e-4	1000	0.9	0.95	1e-2	100K
Stage-3	50	1e-4	1000	0.9	0.95	1e-2	100K
Stage-4	50	1e-5	1000	0.9	0.95	1e-2	200K

A.1.5. OPTIMIZER CONFIGURATIONS USED IN ACOUSTIC ENCODER AND SYNTHESIS MODEL

The acoustic encoder and synthesis model are trained jointly through multiple cycles of cosine learning rate schedule. All cycles use a batch size of 12 with $\beta_1 = 0.8$ and $\beta_2 = 0.9$ with weight decay of 0.01 for the AdamW optimizer. The number of iterations and the training strategies described in §3.4 are differentially applied to each cycle. Table 7 denotes the information.

A.2. TTS Experiment Details

A.2.1. IMPLEMENTATION DETAILS OF SYLFLOW

The AR backbone consists of 12 causal Transformer layers with 12 heads and hidden dimension of 512, a relatively small model size. The RF head comprises 6 residual fully-connected layers with hidden dimension of 512.

Following recent zero-shot AR TTS approaches, the TTS input consists of Sylber 2.0 tokens for style prompts and phoneme

Table 7. Hyperparameters used in each cycle.

Cycle	Max learning rate	Iterations	Perceptual Loss	Freeze Content Encoder	Freeze Acoustic Encoder
Cycle-1	5e-5	2000K	no	yes	no
Cycle-2	1e-5	2000K	yes	yes	no
Cycle-3	1e-5	100K	yes	yes	no
Cycle-4	1e-5	100K	yes	yes	yes

Cycle	Perturbing Voice Prob.	Perturbing Audio Prob.	Mean-pooling Acoustics Prob.	Shuffling Acoustics Prob.
Cycle-1	0.2	0.2	0.2	0.0
Cycle-2	0.2	0.2	0.1	0.0
Cycle-3	0.2	0.2	0.1	0.5
Cycle-4	0.0	0.0	0.0	0.0

tokens from text, wrapped with special tokens at each end. The model is trained to generate the next Sylber 2.0 tokens. During training, style tokens are randomly selected from other clips of the same speaker, cropped at random with a length ratio in $[0.1, 1.0]$. We use the noise schedule from (Wu et al., 2025), which samples more time points in the middle. We also adopt the auxiliary velocity direction loss based on cosine distance (Wu et al., 2025). Finally, a separate end predictor is trained as a binary classifier to predict whether a given token is the last in the sequence.

A.2.2. IMPLEMENTATION DETAILS OF MEL AND MIMI BASELINES

We use the encoder and decoder of Mimi and trained the same TTS model switching the Sylber 2.0 embedding with Mimi embedding. For the Mel spectrogram, simply switching target embedding with a dense frame rate (50Hz) was not successful. Thus, we have slightly modified the architecture. In particular, we chunk every 10 frames which are weighted averaged using a convolutional layer before fed to the LM backbone. The rectified flow is then generating the whole 10 frames at once from the next token embedding from the LM. This chunking also makes the unit of LM operation at 5Hz, matching the temporal resolution of Sylber 2.0, thus providing a more fair comparison. We use a pretrained Mel vocoder by (Du et al., 2024b). All models are trained for 1M iterations and each iteration includes 2000 tokens. All models use 10 steps for generating each token at RF head.

A.2.3. EVALUATION METRICS OF TTS

We measure WER using Faster-Whisper-Large-v3 (Radford et al., 2023) for English and Paraformer-zh (Gao et al., 2023) for Mandarin, speaker similarity (SIM-o) using WavLM-TDNN (Chen et al., 2022), and UTMOS (Saeki et al., 2022).

A.2.4. BASELINE REFERENCE

CosyVoice (Du et al., 2024a), CosyVoice 2 (Du et al., 2024b), FireRedTTS (Guo et al., 2024), MaskGCT (Wang et al., 2025c), F5-TTS (Chen et al., 2024), DiTAR (Jia et al., 2025), SparkTTS (Wang et al., 2025b), CLEAR (Wu et al., 2025)

A.3. ASR Experiment Details

For Bemba, we use 20 hours and 2 hours of train and test data released by (Sikasote & Anastasopoulos, 2022). For Quecha, we use the data by (Sicherman & Adi, 2023), where we use 48 hours for training and 1 hour for testing. For Korean we use Zeroth corpus (Jo & Lee, 2018) that contains 51.6 hours for training and 1.2 hours for testing.

For the ASR architecture, we adopt RNN-T (Graves, 2012b) as it offers more flexibility in input token length. The common practice of using CTC (Graves, 2012a) is not applicable as Sylber 2.0 often produces shorter tokens than the target character length. The RNN-T (Graves, 2012b) is comprised with an encoder (transcriber), autoregressive language model (predictor), and joiner. For transcriber, we use 4 layers of bidirectional LSTM with 1024 hidden dims for each direction with dropout rate of 0.05 for feed-forward processing of given speech embedding. For the RNN-T predictor, we use 3 layers of unidirectional LSTM with 1024 hidden dims with dropout rate of 0.05. We use Torch implementation of RNNTLoss and RNNTBeamSearch for training and decoding speech. The model is trained with AdamW optimizer with learning rate

Table 8. Real-time factor

Batchsize	Model	Encoding RTF				Decoding RTF↓	E2E RTF↓
		Content↓	Segmentation↓	Acoustic↓	Total↓		
1	mHuBERT	–	–	–	0.00213	–	–
	WavLM-Large	–	–	–	0.00404	–	–
	DAC	–	–	–	0.00540	0.00212	0.00752
	Mimi	–	–	–	0.00441	0.00202	0.00643
	Sylber	0.00184	0.00344	0.01290	0.01818	0.01800	0.03618
	Sylber 2.0	0.00211	0.00290	0.00269	0.00769	0.00165	0.00935
32	mHuBERT	–	–	–	0.00027	–	–
	WavLM-Large	–	–	–	0.00056	–	–
	DAC	–	–	–	0.00379	0.00635	0.01014
	Mimi	–	–	–	0.00076	0.00128	0.00204
	Sylber	0.00027	0.00204	0.09979	0.10210	0.01089	0.11299
	Sylber 2.0	0.00029	0.00142	0.00144	0.00315	0.00158	0.00473

linearly ramped up to 0.001 for first 500 steps and annealed to 0 using cosine schedule through 100k steps. The batch size varies from 3 to 8 to fit the training in 49GB GPU memory.

B. Additional Analyses

B.1. RTF Computation

Table 8 shows a detailed decomposition of real-time factor (RTF). In addition to Sylber, we included DAC and Mimi for dense tokenizations and mHuBERT and WavLM-Large for as reference of general speech encoding models. Compared to Sylber, Sylber 2.0 outperforms in both encoding and decoding since Sylber leverages a slow off-the-shelf speaker model and generates through multiple iterations of conditional flow-matching model. As our model has an ad hoc segmentation algorithm and non-uniform averaging/expanding mechanisms, Sylber 2.0 is slower in encoding than the straight feed-forward models, mHuBERT and WavLM-Large. However, the gap is narrower compared to Mimi or DAC, except in the batch case of DAC which is slower than Sylber 2.0. Moreover, the speed of decoding is faster or compatible with Mimi or DAC. This indicates that Sylber 2.0 can be utilized without heavy computations despite the complicated architecture.

B.2. Ablation Experiment

To investigate the contribution of each component, we trained following ablation conditions for training decoder: 1) without wSegPE, 2) without Acoustic Encoder, and 3) replacing Sylber 2.0 content encoder with Sylber 1’s segments/embedding. When using Sylber 1, we also trained the same Acoustic Encoder and wSegPE for its own decoder. Due to the limited timeline, we limit the training data to be only FLEURS-R. For a fair comparison, we also retrained the main full model as well. Similar to the main analysis, we evaluated the reconstruction performance on FLEURS-R and also on the singing data corpus, GTSinger. This dataset is suitable to see the capability of out-of-distribution (OOD) generalization since the syllable durations in singing are significantly different from regular speech.

Table 9. Resynthesis performance on different ablation conditions.

Input	FLEURS-R (20 languages)					GTSinger (OOD)					
	WER↓	STOI↑	PESQ↑	UTMOS↑	SSIM↑	F0-PCC(r)↑	F0- R^2 ↑	PESQ↑	STOI↑	UTMOS↑	SSIM↑
Sylber	12.343	0.822	1.287	2.793	0.928	0.835	0.355	0.556	1.200	2.097	0.890
Sylber 2.0	6.875	0.929	2.493	2.748	0.979	0.936	0.414	0.687	1.907	2.122	0.948
- w/o wSegPE	6.982	0.926	2.485	2.741	0.977	0.928	0.389	0.675	1.841	2.053	0.945
- w/o Acoustic	10.114	0.765	1.165	2.570	0.819	0.810	-2.558	0.510	1.085	2.120	0.761

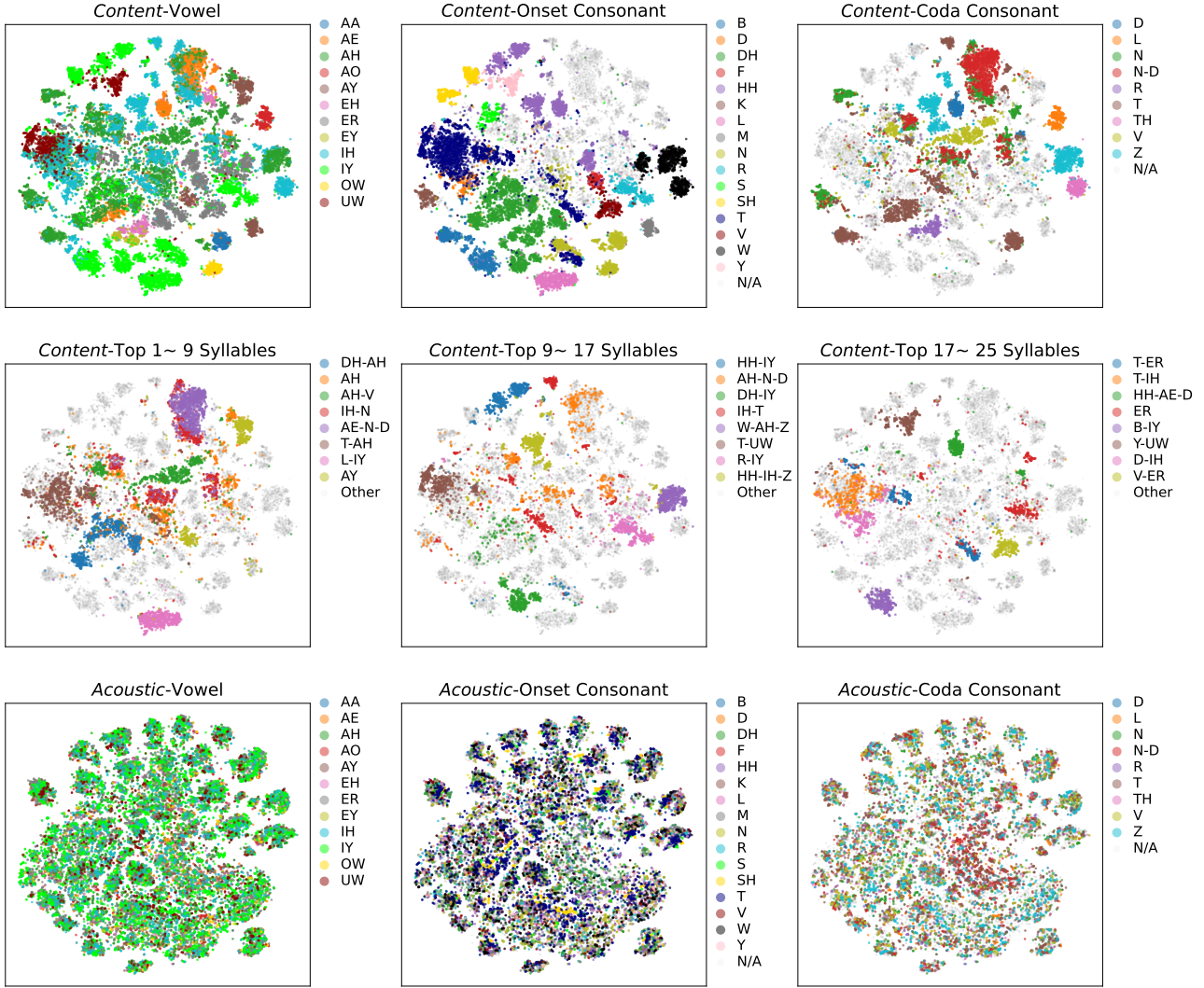


Figure 5. Visualization of Sylber 2.0 embeddings through tSNE. The top 50 syllables that are most corresponding to Sylber 2.0 are chosen and for each syllable 1K samples are retrieved from LibriSpeech. The top two rows use the content feature, with different colorization schemes for phonetic categories. The bottom uses the acoustic feature. While the manifold of the content features are phonetically structured, the acoustic feature shows no such structure.

As shown in Table 9, the original Sylber embeddings show degraded results in all metrics. This suggests that the original Sylber produces incomplete embeddings or segments that are not universally compatible. While ablating wSegPE has minimal influence in the in-domain test, it shows degraded performance in OOD settings, especially in a lower $F0 - R^2$ and UTMOS. This UTMOS is even lower than the one without acoustic encoder, thus informing positions within the segments by wSegPE is crucial for reconstructing high quality prosody. Dropping acoustic encoder yields drops in performance in all aspects, especially $F0 - R^2$ in OOD setting, having the pitch level is entirely off. However, the intelligibility score is still higher than the original Sylber with acoustic encoder. These results imply a disentanglement of contents and acoustic characteristics in Sylber 2.0.

B.3. Embedding Visualization

We select the top 50 English syllables in LibriSpeech that have most overlapping intervals with Sylber 2.0 segments. For each syllable, we extract Sylber 2.0 content and acoustic features for 1k samples found from the dataset. Then, we separately fit tSNE on content and acoustic embedding. Figure 5 shows content features are phonetically organized in the embedding showing clusters being located by phonetic properties. However, none of phonetic pattern of syllables is aligned with tSNE

layout of acoustic features, suggesting the successful disentanglement of the intelligible contents and acoustic information. This qualitatively shows that Sylber 2.0 learns phonetically meaningful speech embeddings, which corroborates with the results in downstream tasks.

B.4. Individual Resynthesis Results for Languages in FLEURS-R

The scores for resynthesis are denoted for each language in Table 10 and 11. Also, we denote the token frequency of all 102 languages in Table 12.

Table 10. Resynthesis performance on different languages in FLEURS-R (Part A). ↓ and ↑ represent that lower or higher values are better.

Model	ca					cmn				
	WER↓	STOI↑	PESQ↑	UTMOS↑	SSIM↑	WER↓	PESQ↑	STOI↑	UTMOS↑	SSIM↑
DAC	5.27	1.00	4.49	3.31	1.00	6.93	1.00	4.53	3.16	1.00
FACodec	5.94	0.96	3.16	3.39	0.98	8.65	0.95	3.02	3.19	0.98
SpeechTokenizer	6.34	0.94	2.69	2.98	0.97	8.48	0.93	2.80	2.91	0.97
WavTokenizer	34.20	0.87	1.72	2.60	0.90	38.97	0.86	1.80	2.70	0.89
Mimi	5.45	0.98	3.70	3.16	0.98	7.39	0.97	3.67	3.00	0.98
Sylber	25.73	0.77	1.15	3.86	0.84	38.10	0.75	1.21	3.62	0.83
Sylber 2.0 (Ours)	6.37	0.93	2.35	2.94	0.97	8.21	0.91	2.29	2.96	0.97

Model	de					en				
	WER↓	STOI↑	PESQ↑	UTMOS↑	SSIM↑	WER↓	PESQ↑	STOI↑	UTMOS↑	SSIM↑
DAC	4.25	1.00	4.55	3.29	1.00	5.45	1.00	4.54	4.04	1.00
FACodec	5.20	0.95	3.09	3.35	0.98	6.38	0.94	2.90	4.11	0.98
SpeechTokenizer	5.53	0.93	2.88	3.15	0.98	10.13	0.92	2.85	3.89	0.98
WavTokenizer	26.06	0.87	1.88	2.96	0.91	15.47	0.86	1.87	3.75	0.92
Mimi	4.47	0.97	3.76	3.18	0.99	6.14	0.96	3.72	3.95	0.98
Sylber	19.21	0.78	1.21	3.58	0.83	10.84	0.77	1.22	3.91	0.86
Sylber 2.0 (Ours)	5.34	0.92	2.29	3.21	0.98	6.46	0.90	2.20	3.94	0.97

Model	es					fi				
	WER↓	STOI↑	PESQ↑	UTMOS↑	SSIM↑	WER↓	PESQ↑	STOI↑	UTMOS↑	SSIM↑
DAC	2.91	1.00	4.53	3.29	1.00	9.28	1.00	4.51	3.02	1.00
FACodec	3.21	0.96	3.34	3.32	0.98	11.38	0.95	3.00	3.09	0.98
SpeechTokenizer	3.13	0.94	3.06	2.96	0.97	12.71	0.92	2.66	2.75	0.97
WavTokenizer	14.57	0.87	1.98	2.73	0.92	49.28	0.84	1.75	2.39	0.91
Mimi	2.93	0.98	3.91	3.14	0.98	9.93	0.97	3.57	2.89	0.98
Sylber	10.66	0.77	1.18	3.37	0.84	32.73	0.73	1.18	3.30	0.81
Sylber 2.0 (Ours)	3.18	0.93	2.56	2.91	0.98	11.80	0.91	2.31	2.82	0.98

Model	fr					id				
	WER↓	STOI↑	PESQ↑	UTMOS↑	SSIM↑	WER↓	PESQ↑	STOI↑	UTMOS↑	SSIM↑
DAC	6.34	1.00	4.52	3.08	1.00	8.32	1.00	4.54	3.01	1.00
FACodec	8.90	0.95	2.90	3.21	0.98	9.90	0.94	2.91	3.08	0.98
SpeechTokenizer	8.71	0.92	2.72	2.91	0.97	10.11	0.93	2.78	2.86	0.98
WavTokenizer	53.89	0.85	1.81	2.89	0.90	32.91	0.85	1.75	2.52	0.90
Mimi	6.66	0.96	3.64	2.98	0.98	8.75	0.97	3.75	2.90	0.99
Sylber	59.03	0.74	1.22	3.61	0.82	33.80	0.74	1.16	3.38	0.82
Sylber 2.0 (Ours)	8.92	0.91	2.28	2.99	0.97	10.77	0.92	2.33	2.88	0.98

Model	it					ja				
	WER↓	STOI↑	PESQ↑	UTMOS↑	SSIM↑	WER↓	PESQ↑	STOI↑	UTMOS↑	SSIM↑
DAC	2.33	1.00	4.50	3.56	1.00	4.81	1.00	4.54	3.51	1.00
FACodec	2.71	0.96	3.26	3.59	0.99	5.44	0.96	3.25	3.61	0.98
SpeechTokenizer	2.84	0.94	2.90	3.18	0.97	5.70	0.94	3.00	3.32	0.97
WavTokenizer	12.83	0.87	1.99	2.88	0.92	21.73	0.89	1.98	2.97	0.91
Mimi	2.38	0.97	3.78	3.39	0.98	4.97	0.98	3.86	3.42	0.98
Sylber	7.77	0.76	1.17	3.63	0.81	15.54	0.80	1.18	3.45	0.83
Sylber 2.0 (Ours)	2.92	0.92	2.57	3.32	0.98	5.64	0.94	2.61	3.16	0.98

Table 11. Resynthesis performance on different languages in FLEURS-R (Part B). ↓ and ↑ represent that lower or higher values are better.

Model	ko					ms				
	WER↓	STOI↑	PESQ↑	UTMOS↑	SSIM↑	WER↓	PESQ↑	STOI↑	UTMOS↑	SSIM↑
DAC	4.30	1.00	4.52	3.51	1.00	9.15	1.00	4.51	2.96	1.00
FACodec	5.36	0.96	3.24	3.63	0.98	11.07	0.95	2.69	3.00	0.98
SpeechTokenizer	4.96	0.94	2.96	3.25	0.97	11.85	0.92	2.50	2.76	0.98
WavTokenizer	24.42	0.88	1.97	2.97	0.90	48.39	0.84	1.54	2.39	0.90
Mimi	4.69	0.98	3.78	3.38	0.98	9.76	0.97	3.50	2.87	0.98
Sylber	17.96	0.80	1.22	3.61	0.82	36.17	0.73	1.13	3.37	0.81
Sylber 2.0 (Ours)	5.05	0.94	2.60	3.30	0.97	11.38	0.91	2.04	2.78	0.98

Model	nb					nl				
	WER↓	STOI↑	PESQ↑	UTMOS↑	SSIM↑	WER↓	PESQ↑	STOI↑	UTMOS↑	SSIM↑
DAC	9.46	1.00	4.50	3.53	1.00	6.01	1.00	4.54	3.31	1.00
FACodec	10.38	0.96	3.18	3.62	0.98	7.54	0.95	3.03	3.41	0.97
SpeechTokenizer	10.51	0.94	2.81	3.14	0.97	8.28	0.93	2.77	3.15	0.97
WavTokenizer	34.07	0.89	1.92	2.81	0.92	49.84	0.86	1.72	2.95	0.88
Mimi	9.87	0.98	3.69	3.37	0.97	6.31	0.97	3.67	3.22	0.98
Sylber	20.98	0.80	1.23	3.58	0.81	40.40	0.77	1.15	3.70	0.81
Sylber 2.0 (Ours)	10.87	0.94	2.59	3.26	0.98	8.21	0.92	2.19	3.21	0.97

Model	pl					pt				
	WER↓	STOI↑	PESQ↑	UTMOS↑	SSIM↑	WER↓	PESQ↑	STOI↑	UTMOS↑	SSIM↑
DAC	5.97	1.00	4.51	3.02	1.00	3.93	1.00	4.53	3.49	1.00
FACodec	7.51	0.95	2.91	3.07	0.98	4.28	0.95	3.08	3.53	0.98
SpeechTokenizer	8.42	0.93	2.61	2.85	0.97	4.43	0.93	2.96	3.32	0.98
WavTokenizer	55.72	0.85	1.66	2.69	0.90	13.32	0.87	1.83	2.95	0.90
Mimi	6.31	0.97	3.60	2.93	0.98	3.97	0.97	3.85	3.37	0.98
Sylber	55.33	0.77	1.15	3.47	0.80	15.23	0.77	1.18	3.67	0.84
Sylber 2.0 (Ours)	8.45	0.91	2.20	3.01	0.97	4.43	0.92	2.32	3.25	0.98

Model	ru					sv				
	WER↓	STOI↑	PESQ↑	UTMOS↑	SSIM↑	WER↓	PESQ↑	STOI↑	UTMOS↑	SSIM↑
DAC	5.26	1.00	4.51	3.32	1.00	8.56	1.00	4.54	3.49	1.00
FACodec	5.88	0.95	2.86	3.34	0.98	10.44	0.96	3.15	3.55	0.98
SpeechTokenizer	6.02	0.93	2.63	3.04	0.98	10.31	0.94	2.93	3.32	0.97
WavTokenizer	27.58	0.85	1.72	2.73	0.90	44.40	0.87	1.92	3.05	0.90
Mimi	5.45	0.97	3.56	3.15	0.98	9.08	0.97	3.81	3.34	0.98
Sylber	24.13	0.75	1.19	3.56	0.80	29.91	0.78	1.16	3.54	0.83
Sylber 2.0 (Ours)	6.57	0.91	2.23	3.16	0.98	10.90	0.92	2.38	3.31	0.98

Model	tr					uk				
	WER↓	STOI↑	PESQ↑	UTMOS↑	SSIM↑	WER↓	PESQ↑	STOI↑	UTMOS↑	SSIM↑
DAC	6.64	1.00	4.54	3.40	1.00	7.33	1.00	4.54	3.28	1.00
FACodec	8.17	0.95	3.20	3.40	0.98	9.61	0.95	3.00	3.33	0.98
SpeechTokenizer	7.94	0.93	2.99	3.19	0.97	9.72	0.93	2.83	3.13	0.97
WavTokenizer	36.87	0.86	1.90	2.86	0.89	44.76	0.86	1.82	2.97	0.92
Mimi	6.99	0.97	3.87	3.31	0.98	7.80	0.97	3.76	3.16	0.98
Sylber	27.80	0.76	1.20	3.53	0.82	44.59	0.77	1.16	3.59	0.81
Sylber 2.0 (Ours)	8.23	0.92	2.44	3.08	0.98	9.93	0.92	2.29	3.18	0.98

Table 12. Token frequency of individual languages in FLEURS-R (total 102 languages). Other text BPE tokenization from multilingual models are also denoted.

Language	Sylber 2.0	XLM-R	MT5	UMT5	LOLA	Whisper	Language	Sylber 2.0	XLM-R	MT5	UMT5	LOLA	Whisper
af	4.62	2.83	3.10	2.97	3.15	3.67	am	5.16	3.39	4.88	6.82	17.32	17.51
ar	5.71	3.09	3.93	2.87	3.48	5.49	as	5.07	4.56	5.12	5.61	8.87	20.28
ast	5.69	4.19	4.64	4.20	4.28	4.71	az	4.75	2.76	3.57	3.33	5.31	5.27
be	4.41	2.99	3.57	3.68	5.19	5.27	bg	5.31	3.48	4.24	3.62	4.34	5.76
bn	4.90	3.10	3.89	3.60	7.14	18.67	bs	4.35	2.77	3.61	3.43	4.16	4.39
ca	4.91	3.22	3.82	3.27	3.76	3.76	ceb	3.91	3.05	3.14	3.10	3.44	3.71
ckb	4.79	5.91	4.95	6.65	9.03	10.39	cmn	4.64	2.48	2.58	3.11	2.91	4.40
cs	4.50	2.88	3.47	2.63	4.59	4.71	cy	4.11	2.94	3.83	3.61	4.06	3.99
da	4.62	2.95	3.40	2.88	3.48	4.04	de	4.65	2.75	3.07	2.59	2.67	3.21
el	5.66	4.10	5.11	3.96	5.14	7.70	en	4.43	2.65	2.93	2.56	2.49	2.44
es	5.05	2.93	3.53	2.82	2.93	3.37	et	4.93	2.78	3.06	2.95	3.93	4.22
fa	4.30	2.13	2.88	2.13	2.73	5.13	ff	4.35	3.19	3.19	3.22	3.52	3.61
fi	4.74	2.68	2.99	2.63	3.18	3.95	fil	3.66	2.46	2.77	2.69	2.94	3.26
fr	5.00	3.83	4.54	3.64	3.72	4.29	ga	3.80	3.04	3.74	3.75	4.16	4.27
gl	5.67	3.42	4.42	3.59	3.80	4.27	gu	6.07	4.13	5.51	7.58	31.26	30.56
ha	3.72	2.33	2.51	2.64	2.93	3.04	he	5.35	3.60	4.28	3.72	3.98	6.01
hi	5.38	3.14	4.45	3.57	7.41	11.35	hr	4.94	3.22	4.20	3.98	4.81	5.09
hu	4.99	2.93	3.44	2.82	3.41	4.85	hy	4.77	3.65	4.57	5.41	20.16	14.53
id	5.26	2.27	2.87	2.65	2.74	3.50	ig	3.70	3.99	3.70	3.84	4.07	4.27
is	4.68	2.93	3.45	3.44	4.44	4.67	it	4.24	2.46	3.05	2.35	2.49	3.08
ja	4.84	2.49	2.22	2.45	2.53	3.87	jv	4.91	2.49	2.89	2.96	3.15	3.46
ka	5.55	3.67	4.65	5.47	5.35	31.69	kam	3.74	3.11	3.24	3.23	3.38	3.67
kea	4.04	2.96	3.10	2.95	3.11	3.41	kk	4.16	2.16	2.49	2.54	5.28	5.34
km	4.47	3.15	3.07	6.81	19.85	19.79	kn	5.19	3.01	3.47	5.19	20.51	16.50
ko	4.74	2.67	3.25	3.11	3.17	3.42	ky	5.43	3.07	3.82	4.19	6.41	7.10
lb	5.02	4.47	4.40	4.37	4.51	4.89	lg	3.69	2.77	2.77	2.87	3.06	3.31
ln	3.36	2.24	2.22	2.24	2.40	2.54	lo	5.31	3.47	3.49	9.35	21.15	28.72
lt	4.98	3.26	3.75	3.35	5.10	5.20	luo	4.60	3.27	3.36	3.31	3.49	3.67
lv	4.56	3.06	3.56	3.32	4.92	5.14	mi	3.65	2.81	2.82	2.79	3.03	3.14
mk	4.85	2.94	3.57	3.41	4.50	5.20	ml	4.96	2.88	3.11	4.62	8.15	21.82
mn	5.10	3.37	4.53	4.64	7.67	8.47	mr	5.10	2.76	3.80	3.54	7.41	11.02
ms	5.57	2.58	3.30	3.05	3.13	4.04	mt	4.41	4.51	4.31	4.19	5.01	5.29
my	4.18	3.29	3.29	5.06	7.14	28.51	nb	4.20	2.56	2.95	2.51	3.16	3.50
ne	5.60	2.97	4.25	4.08	8.45	12.31	nl	5.86	3.61	4.09	3.42	3.78	4.62
nso	3.73	2.86	2.83	2.97	3.13	3.24	ny	3.84	2.84	2.66	2.86	3.22	3.50
oc	3.97	2.88	3.15	2.90	3.04	3.18	om	4.53	3.47	3.64	3.61	3.92	4.16
or	5.63	3.70	8.80	11.28	30.09	29.93	pa	5.17	3.82	5.65	7.05	20.58	20.52
pl	5.46	3.63	4.38	3.34	3.96	4.85	ps	5.61	3.37	4.42	4.49	5.84	7.55
pt	4.47	2.68	3.41	2.57	2.78	3.11	ro	5.49	3.64	4.39	3.41	5.27	5.14
ru	4.97	3.03	3.61	2.95	3.23	4.08	sd	5.30	3.24	4.86	4.86	6.06	7.75
sk	4.57	2.97	3.60	2.97	4.74	4.78	sl	5.43	3.46	4.04	3.72	5.05	5.28
sn	3.81	2.91	2.64	2.95	3.24	3.43	so	4.83	3.14	3.68	3.80	4.48	4.56
sr	4.61	3.13	3.82	3.54	5.32	5.81	sv	4.94	2.94	3.38	2.81	3.25	3.79
sw	4.40	2.40	2.85	2.97	3.35	3.71	ta	5.64	3.22	3.32	3.87	9.19	10.37
te	5.73	3.52	4.20	6.08	8.97	21.28	tg	4.42	4.43	3.74	3.90	5.42	5.84
th	5.57	2.76	2.78	3.54	6.03	8.82	tr	4.72	2.45	2.91	2.32	3.17	3.54
uk	5.27	3.40	4.15	3.31	5.77	5.33	umb	3.15	2.10	2.14	2.16	2.30	2.48
ur	6.42	3.88	5.26	4.70	5.30	8.00	uz	5.25	3.40	3.88	4.10	4.80	5.03
vi	4.71	2.84	5.17	2.83	3.03	4.24	wo	3.41	2.56	2.56	2.57	2.75	2.83
xh	4.74	3.43	3.43	3.85	4.16	4.44	yo	3.62	4.14	4.15	4.12	4.31	4.76
yue	5.12	2.46	2.76	3.13	2.75	3.91	zu	4.14	2.92	2.90	3.26	3.59	3.81